


2000 REVIEW



2000 STATISTICS

TEAM STATISTICS

	FSU	OPP
SCORING	509	123
Points Per Game	42.4	10.2
FIRST DOWNS	310	189
Rushing	100	55
Passing	180	102
Penalty	30	32
RUSHING YARDAGE	1980	887
Yards gained rushing	2285	1356
Yards lost rushing	305	469
Rushing Attempts	455	387
Average Per Rush	4.4	2.3
Average Per Game	165.0	73.9
TDs Rushing	27	6
PASSING YARDAGE	4608	2437
Att-Comp-Int	469-290-14	447-220-19
Average Per Pass	9.8	5.5
Average Per Catch	15.9	11.1
Average Per Game	384.0	203.1
TDs Passing	36	7
TOTAL OFFENSE	6588	3324
Total Plays	924	834
Average Per Play	7.1	4.0
Average Per Game	549.0	277.0
KICK RETURNS #-YARDS	26-512	60-1230
PUNT RETURNS #-YARDS	44-485	21-289
INT RETURNS #-YARDS	19-349	14-179
KICK RETURN AVERAGE	19.7	20.5
PUNT RETURN AVERAGE	11.0	13.8
INT RETURN AVERAGE	19.4	12.8
FUMBLES-LOST	10-7	29-14
PENALTIES-YARDS	123-1130	132-1070
Average Per Game	94.2	89.2
PUNTS-YARDS	50-2022	92-3831
Average Per Punt	40.4	41.6
Net punt average	34.7	36.4
TIME OF POSSESSION/GAME	29:46	30:14
3RD-DOWN CONVERSIONS	74/169	48/191
3rd-Down Pct	44%	25%
4TH-DOWN CONVERSIONS	7/15	5/19
4th-Down Pct	47%	26%
SACKS BY-YARDS	45-254	23-157
MISC YARDS	29	2
TOUCHDOWNS SCORED	67	15
FIELD GOALS-ATTEMPTS	14-24	6-9
PAT-ATTEMPTS	59-67	13-13
ATTENDANCE	484,985	253,785
Games/Avg Per Game	6/80,831	5/50,757

SCORE BY QUARTERS

	1ST	2ND	3RD	4TH	TOTAL
Florida State	130	136	114	129	509
Opponents	28	27	48	20	123

RUSHING

	G	ATT	GAIN	LOSS	NET	AVG	TD	LONG	AVG/G
Minor, T.	12	181	969	46	923	5.1	5	67	76.9
Chaney, J.	11	71	365	19	346	4.9	3	29	31.5
Jones, G.	10	41	288	22	266	6.5	2	34	26.6
Ford, D.	10	38	258	19	239	6.3	3	82	23.9
McCray, W.	10	45	131	0	131	2.9	8	11	13.1
Maddox, N.	12	7	70	0	70	10.0	0	41	5.8
Golightly, R.	10	16	50	1	49	3.1	4	10	4.9
Outzen, M.	9	15	52	25	27	1.8	0	13	3.0

Gardner, T.	11	2	29	5	24	12.0	0	29	2.2
Boldin, A.	12	1	8	0	8	8.0	0	8	0.7
Tatum, M.	5	1	7	0	7	7.0	0	7	1.4
Maeder, C.	1	1	2	0	2	2.0	0	2	2.0
Bell, A.	12	2	6	4	2	1.0	1	6	0.2
TEAM	1	3	0	5	-5	-1.7	0	0	-5.0
de la Motte, S.	1	1	0	12	-12	-12.0	0	0	-12.0
Weinke, C.	12	30	50	147	-97	-3.2	1	21	-8.1
TOTAL	12	455	2285	305	1980	4.4	27	82	165.0
Opponents	12	387	1356	469	887	2.3	6	74	73.9

PASSING

	G	RTG	ATT-CMP-INT	PCT	YDS	TD	LP	AVG/G
Weinke, C.	12	163.09	431-266-11	61.7	4167	33	98	347.2
Outzen, M.	9	185.55	35-24-3	68.6	441	3	60	49.0
de la Motte, S.	1	0.00	2-0-0	0.0	0	0	0	0.0
Ford, D.	10	0.00	1-0-0	0.0	0	0	0	0.0
TOTAL	12	163.73	469-290-14	61.8	4608	36	98	384.0
Opponents	12	91.68	447-220-19	49.2	2437	7	81	203.1

RECEIVING

	G	NO	YDS	AVG	TD	LONG	AVG/G
Minnis, M.	12	63	1340	21.3	11	98	111.7
Minor, T.	12	42	333	7.9	0	23	27.8
Boldin, A.	12	41	664	16.2	6	60	55.3
Bell, At.	12	37	675	18.2	10	48	56.2
Walker, J.	9	20	313	15.6	3	63	34.8
Morgan, R.	9	19	366	19.3	3	71	40.7
Chaney, J.	11	17	196	11.5	1	44	17.8
Sprague, R.	10	12	212	17.7	0	29	21.2
Gardner, T.	11	12	198	16.5	0	52	18.0
Maddox, N.	12	7	135	19.3	1	39	11.2
Golightly R.	10	6	42	7.0	0	14	4.2
McCray, W.	10	4	22	5.5	0	8	2.2
Franklin, N.	7	3	40	13.3	0	22	5.7
Darling, Devard	4	2	36	18.0	1	21	9.0
Jones, G.	10	2	16	8.0	0	13	1.6
Donaldson, C.	8	1	9	9.0	0	9	1.1
Ford, D.	10	1	6	6.0	0	6	0.6
Maeder, C.	6	1	5	5.0	0	5	0.8
TOTAL	12	290	4608	15.9	38	98	384.0
Opponents	12	220	2437	11.1	7	81	203.1

PUNT RETURNS

	NO	YDS	AVG	TD	LONG
Maddox, N.	18	190	10.6	0	24
Thomas, C.	15	201	13.4	0	28
Boldin, A.	10	83	8.3	0	26
Samuels, St.	1	11	11.0	0	0
TOTAL	44	485	11.0	0	28
Opponents	21	289	13.8	1	84

INTERCEPTIONS

	NO	YDS	AVG	TD	LONG
Cody, T.	6	200	33.3	1	58
Hope, C.	2	11	5.5	0	11
Gibson, D.	2	25	12.5	0	24
Thomas, C.	2	13	6.5	0	13
Howard, A.	1	0	0.0	0	0
Hudson, J.	1	30	30.0	0	30
Polley, T.	1	4	4.0	1	4
Pope, K.	1	4	4.0	0	4

Brown, R.	1	28	28.0	1	28
Allen, B.	1	0	0.0	0	0
Warren, D.	1	34	34.0	0	34
TOTAL	19	349	18.4	3	58
Opponents	14	179	12.8	1	50

de la Motte, S.	1	3	-12	0	-12	-12.0
TOTAL	12	924	1980	4608	6588	549.0
Opponents	12	834	887	2437	3324	277.0

KICK RETURNS

	NO	YDS	AVG	TD	LONG
Gardner, T.	8	175	21.9	0	29
Chaney, J.	6	114	19.0	0	35
Minor, T.	4	85	21.2	0	27
Maddox, N.	3	61	20.3	0	28
Ford, D.	2	27	13.5	0	20
Boldin, A.	1	15	15.0	0	15
Tatum, M.	1	22	22.0	0	22
Parrish, L.	1	13	13.0	0	13
TOTAL	26	512	19.7	0	35
Opponents	60	1230	20.5	0	47

FUMBLE RETURNS

	NO	YDS	AVG	TD	LONG
Weaver, L.	1	1	1.0	0	1
Hope, C.	1	12	12.0	1	12
Jackson, A.	1	7	7.0	0	7
Polley, T.	1	9	9.0	0	9
TOTAL	4	29	7.2	1	12
Opponents	1	2	2.0	0	2

SCORING

	TD	FGS	KICK	RUSH	PATS			SAF	PTS
					RCV	PASS	DXP		
Bell, A.	11	0-0	0-0	0-0	0	0-0	0	0	66
Minnis, M.	11	0-0	0-0	0-0	0	0-0	0	0	66
McCray, W.	8	0-0	0-0	0-0	0	0-0	0	0	48
Cimorelli, B.	0	6-9	23-24	0-0	0	0-0	0	0	41
Boldin, A.	6	0-0	0-0	0-0	0	0-0	0	0	36
Gwaltney, C.	0	5-7	18-20	0-0	0	0-0	0	0	33
Minor, T.	5	0-0	0-0	0-0	0	0-0	0	0	30
Munyon, M.	0	3-8	18-22	0-0	0	0-0	0	0	27
Golightly R.	4	0-0	0-0	0-0	0	0-0	0	0	24
Chaney, J.	4	0-0	0-0	0-0	0	0-0	0	0	24
Morgan, R.	3	0-0	0-0	0-0	0	0-0	0	0	18
Ford, D.	3	0-0	0-0	0-0	0	0-0	0	0	18
Walker, J.	3	0-0	0-0	0-0	0	0-0	0	0	18
Jones, G.	2	0-0	0-0	0-0	0	0-0	0	0	12
Darling, Devard	1	0-0	0-0	0-0	0	0-0	0	0	6
Brown, R.	1	0-0	0-0	0-0	0	0-0	0	0	6
Polley, T.	1	0-0	0-0	0-0	0	0-0	0	0	6
Weinke, C.	1	0-0	0-0	0-0	0	0-0	0	0	6
Cody, T.	1	0-0	0-0	0-0	0	0-0	0	0	6
Maddox, N.	1	0-0	0-0	0-0	0	0-0	0	0	6
Hope, C.	1	0-0	0-0	0-0	0	0-0	0	0	6
Reynolds, J.	0	0-0	0-0	0-0	0	0-0	0	2	4
TEAM	0	0-0	0-1	0-0	0	0-0	0	1	2
TOTAL	67	14-24	59-67	0-0	0	0-0	0	3	509
Opponents	15	6-9	13-13	0-0	1	1-2	0	0	123

TOTAL OFFENSE

	G	PLAYS	RUSH	PASS	TOTAL	AVG/G
Weinke, C.	12	461	-97	4167	4070	339.2
Minor, T.	12	181	923	0	923	76.9
Outzen, M.	9	50	27	441	468	52.0
Chaney, J.	11	71	346	0	346	31.5
Jones, G.	10	41	266	0	266	26.6
Ford, D.	10	39	239	0	239	23.9
McCray, W.	10	45	131	0	131	13.1
Maddox, N.	12	7	70	0	70	5.8
Golightly R.	10	16	49	0	49	4.9
Gardner, T.	11	2	24	0	24	2.2
Boldin, A.	12	1	8	0	8	0.7
Tatum, M.	5	1	7	0	7	1.4
Bell, A.	12	2	2	0	2	0.2
Maeder, C.	1	1	2	0	2	2.0
TEAM	1	3	-5	0	-5	-5.0

FIELD GOALS

	FGM-FGA	PCT	01-19	20-29	30-39	40-49	50-99	LG	BLK
Munyon, M.	3-8	37.5	1-1	1-3	0-2	1-2	0-0	44	0
Gwaltney, C.	5-7	71.4	0-0	3-3	2-4	0-0	0-0	39	1
Cimorelli, B.	6-9	66.7	0-0	2-2	4-4	0-3	0-0	38	0

FIELD GOAL SEQUENCE

	FLORIDA STATE	OPPONENTS
Brigham Young	34,27	(42)
Georgia Tech	(21)	—
North Carolina	(39)	—
Louisville	(23), 32	42
Maryland	(44)	—
Miami	(18), 22, 49	42, (31), (37)
Duke	37	—
Virginia	(22), (36), (25), 42	41, (37)
NC State	31, (38)	—
Clemson	(28), (34), (28), (34)	—
Wake Forest	40	(28), (44)
Florida	46, (33)	—

Numbers in parentheses indicate field goal was made.

PUNTING

	NO	YDS	AVG	LONG	TB	FC	I20	BLKD
Cottrell, K.	48	1983	41.3	60	6	8	14	0
TEAM	1	0	0.0	0	0	0	0	1
Gwaltney, C.	1	39	39.0	39	0	0	0	0
TOTAL	50	2022	40.4	60	6	8	14	1
Opponents	92	3831	41.6	75	8	11	20	1

ALL PURPOSE

	G	RUSH	REC	PR	KOR	IR	FR	TOT	AVG/G
Minor, T.	12	923	333	0	85	0	0	1341	111.8
Minnis, M.	12	0	1340	0	0	0	0	1340	111.7
Boldin, A.	12	8	664	83	15	0	0	770	64.2
Bell, A.	12	2	675	0	0	0	0	677	56.4
Chaney, J.	11	346	196	0	114	0	0	656	59.6
Maddox, N.	12	70	135	190	61	0	0	456	38.0
Gardner, T.	11	24	198	0	175	0	0	397	36.1
Morgan, R.	9	0	366	0	0	0	0	366	40.7
Walker, J.	9	0	313	0	0	0	0	313	34.8
Jones, G.	10	266	16	0	0	0	0	282	28.2
Ford, D.	10	239	6	0	27	0	0	272	27.2
Thomas, C.	12	0	0	201	0	13	0	214	17.8
Sprague, R.	10	0	212	0	0	0	0	212	21.2
Cody, T.	12	0	0	0	0	200	0	200	16.7
McCray, W.	10	131	22	0	0	0	0	153	15.3
Golightly R.	10	49	42	0	0	0	0	91	9.1
Franklin, N.	7	0	40	0	0	0	0	40	5.7
Darling, Devard	4	0	36	0	0	0	0	36	9.0
Warren, D.	12	0	0	0	0	34	0	34	2.8
Hudson, J.	11	0	0	0	0	30	0	30	2.7
Tatum, M.	5	7	0	0	22	0	0	29	5.8
Brown, R.	12	0	0	0	0	28	0	28	2.3
Outzen, M.	9	27	0	0	0	0	0	27	3.0
Gibson, D.	12	0	0	0	0	25	0	25	2.1
Hope, C.	12	0	0	0	0	11	12	23	1.9
Polley, T.	12	0	0	0	0	4	9	13	1.1
Parrish, L.	1	0	0	0	13	0	0	13	13.0
Samuels, S.	11	0	0	11	0	0	0	11	1.0
Donaldson, C.	8	0	9	0	0	0	0	9	1.1
Jackson, A.	11	0	0	0	0	0	7	7	0.6
Maeder, C.	6	0	5	0	0	0	0	5	0.8
Pope, K.	12	0	0	0	0	4	0	4	0.3
Maeder, C.	1	2	0	0	0	0	0	2	2.0
Weaver, L.	6	0	0	0	0	0	1	1	0.2
TEAM	1	-5	0	0	0	0	0	-5	-5.0
de la Motte, S.	1	-12	0	0	0	0	0	-12	-12.0
Weinke, C.	12	-97	0	0	0	0	0	-97	-8.1
TOTAL	12	1980	4608	485	512	349	29	7963	663.6
Opponents	12	887	2437	289	1230	179	2	5024	418.7

2000 YEAR IN REVIEW

DEFENSIVE LEADERS

	GP	UT	AT	TOTAL	TACKLES		INT-YDS	SACKS	PASS DEF		FUMBLE-RCV-YDS	FF	BLKD	
					FOR LOSS	NO-YARDS			BRUP	QBH			KICKS	SAF
55 Allen, B.	12	44	58	102	1-1	1-1	1-0	9	6	2-0	1	-	-	
44 Jennings, B.	12	38	64	102	-	-	-	3	8	2-0	-	-	-	
29 Polley, T.	12	53	47	100	7-21	2-5	1-4	7	8	3-9	1	-	-	
28 Hope, C.	12	52	31	83	5-10	-	2-11	8	-	1-12	1	-	-	
27 Cody, T.	12	61	21	82	3-21	1-9	6-200	12	-	-	2	-	-	
6 Gibson, D.	12	49	22	71	4-6	-	2-25	7	-	3-0	2	-	-	
45 Dockett, D.	12	32	34	66	18-62	7-38	-	-	16	-	-	-	-	
58 Reynolds, J.	12	28	30	58	15-77	12-70	-	1	10	-	4	-	2	
9 Pope, K.	12	20	32	52	2-5	-	1-4	2	1	-	-	-	-	
91 Womble, J.	12	23	26	49	10-33	-	3-18	-	-	8-	2	-	-	
90 Emanuel, K.	11	21	22	43	9-22	3-10	-	1	9	-	-	-	-	
8 Thomas, C.	12	29	12	41	-	-	2-13	9	-	-	-	-	-	
99 Warren, D.	12	28	13	41	18-68	8-42	1-34	2	12	-	4	-	-	
48 Jackson, A.	11	16	21	37	6-39	5-33	-	2	6	1-7	-	-	-	
42 Hudson, J.	11	12	24	36	-	-	1-30	1	3	-	-	-	-	
12 Howard, A.	11	20	13	33	2-4	1-3	1-0	5	-	-	1-0	1	-	
32 Jeune, J.	12	14	14	28	1-1	-	-	-	-	-	-	-	-	
46 Jackson, G.	22	15	6	28	-	-	-	1	-	-	-	-	-	
97 Benford, T.	8	15	9	24	2-7	-	-	-	2	-	-	-	-	
10 Samuels, S.	11	19	4	23	-	-	-	4	-	-	-	1	-	
93 Powell, E.	10	6	15	21	1-7	1-7	-	-	4	-	-	-	-	
57 Boulware, M.	9	15	6	21	-	-	-	-	-	-	2	-	-	
30 Newton, P.	11	16	4	20	-	-	-	-	-	-	1	-	-	
7 Brown, R.	12	12	6	18	-	-	1-28	-	-	-	-	-	-	
95 Cason, R.	5	6	11	17	2-3	-	-	-	-	-	-	-	-	
59 Howard, C.	10	7	10	17	-	-	-	-	-	1-0	-	-	-	
53 Darling, Devau	7	6	5	11	-	-	-	-	1	-	-	-	-	
98 Woods, C.	7	5	5	10	1-2	-	-	-	2	-	-	-	-	
94 Jackson, O.J.	8	7	3	10	-	-	-	-	-	-	-	-	-	
92 Johnson, T.	2	4	4	8	1-9	1-9	-	-	-	-	-	-	-	
96 Wilkins, R.	8	3	5	8	-	-	-	-	-	-	-	-	-	
18 Buchanan, Y.	7	3	3	6	-	-	-	-	-	-	-	-	-	
89 Sawyer, B.	9	2	2	4	-	-	-	-	-	-	-	-	-	
35 Myers, B.	2	2	2	4	-	-	-	-	-	-	-	-	-	
41 Weaver, L.	6	3	-	3	-	-	-	-	-	1-1	-	-	-	
1 Chaney, J.	11	2	1	3	-	-	-	-	-	-	-	-	-	
38 Jones, G.	10	2	1	3	-	-	-	-	-	-	1	-	-	
94 Jackson, O.J.	3	2	-	2	-	-	-	-	-	-	-	-	-	
3 Tatum, M.	5	2	-	2	1-10	1-10	-	1	-	-	-	-	-	
Players with one tackle: Tony, Gardner, Moon, McCray, Sprague, Mirambeau, Ford, Munyon														
75 Dorsey, C.	9	-	-	-	-	-	-	-	-	-	1	-	-	
TEAM	2	-	-	-	-	-	-	-	-	-	-	-	-	1
TOTAL	12	675	584	1259	109-412	45-254	19-349	75	9	615-29	23	1	3	
Opponents	12	-	-	-	-	23-157	14-179	40	-	7-2	8	2	-	

DEFENSIVE GAME-BY-GAME

	UA-AT	TT	BYU	GT	NC	LOU	MD	UM	DU	VA	NCS	CU	WF	UF
Allen	44-58	102	2-0	6-6	2-3	5-9	3-7	7-3	2-2	4-6	2-6	2-4	2-8	7-4
Jennings	38-64	102	2-2	4-7	5-5	3-4	3-4	2-5	1-3	4-6	4-7	2-4	4-12	4-5
Polley	53-47	100	2-4	8-4	3-3	5-5	2-2	9-6	3-2	2-3	2-4	4-5	9-3	4-6
Hope	52-31	83	4-3	6-3	8-2	6-4	1-1	8-3	2-0	3-1	2-2	3-5	5-4	4-3
Cody	61-21	82	4-3	4-3	7-1	7-2	4-4	7-1	3-0	8-2	5-14-3	5-1	-	3-0
Gibson	49-22	71	2-0	4-3	3-2	6-3	2-0	9-4	1-1	4-1	1-2	7-0	7-3	3-3
Dockett	32-34	66	1-3	3-3	2-3	3-4	4-3	3-3	1-3	4-3	4-3	3-3	1-1	3-2
Reynolds	28-30	58	2-1	4-2	2-2	3-2	2-2	1-1	3-2	4-4	1-6	3-2	2-4	1-2
Pope	20-32	52	0-2	1-3	1-3	1-3	1-2	0-2	2-8	4-4	2-0	4-3	3-2	1-0
Womble	23-26	49	1-2	2-4	2-3	2-2	2-2	2-3	1-2	3-3	3-2	2-1	1-1	2-1
Emanuel	21-22	43	2-3	-	DNP	2-3	1-0	1-2	3-3	3-4	3-3	3-2	1-1	2-1
Warren	28-13	41	0-1	2-1	2-0	1-2	2-0	4-1	3-3	3-2	6-1	3-1	-	2-1
Thomas, C	29-12	41	2-1	3-0	3-1	1-1	1-0	4-2	1-1	1-1	1-2	2-2	5-0	5-1
Jackson, A	16-21	37	1-1	1-2	1-1	1-3	1-3	1-3	3-1	4-2	-	1-2	2-2	0-1
Hudson	12-24	36	2-1	1-0	1-1	1-2	3-3	1-2	3-6	0-5	0-1	0-2	0-1	DNP
Howard	20-13	33	5-1	1-0	4-2	2-2	2-2	0-2	1-3	1-1	1-0	-	3-0	DNP
Jackson, G	22- 6	28	2-1	0-1	0-1	-	1-1	1-0	3-2	2-0	3-0	1-0	1-0	8-0
Jeune	14-14	28	3-1	0-1	2-2	-	0-1	-	0-2	3-1	3-1	0-2	1-1	2-2
Benford	15-9	24	DNP	-	2-1	DNP	DNP	1-0	4-3	1-1	3-1	2-2	1-1	1-0
Samuels	19-4	23	DNP	1-0	3-0	3-0	1-2	3-0	1-0	1-0	1-0	1-0	0-1	4-1
Powell	6-15	21	0-2	1-3	1-1	0-1	0-1	DNP	1-2	1-1	1-2	1-2	-	DNP
Boulware	15-6	21	DNP	1-1	1-1	2-1	2-1	1-1	DNP	DNP	2-0	2-0	2-0	2-1

Newton	16-4	20	2-0	-	DNP	1-0	3-2	-	1-1	-	1-0	2-1	1-0	5-0
Brown	12-6	18	-	1-1	2-1	-	0-2	1-0	3-0	2-0	2-0	-	-	1-2
Cason	6-11	17	DNP	DNP	2-2	2-3	0-2	DNP	DNP	DNP	1-2	1-2	DNP	DNP
Howard	7-10	17	1-0	-	2-3	1-0	1-3	-	0-2	1-1	1-1	-	DNP	DNP
Darling, Devau	6-5	11	0-1	DNP	0-1	DNP	1-0	DNP	DNP	2-0	1-0	2-1	0-2	DNP
Woods	5-5	10	2-2	-	DNP	1-0	DNP	1-2	DNP	1-1	-	-	DNP	DNP
Jackson OJ	5-3	8	1-1	1-0	1-1	-	DNP	1-0	1-1	-	-	DNP	DNP	DNP
Wilkins	3-5	8	0-1	1-0	DNP	1-0	DNP	DNP	1-3	-	0-1	-	-	DNP
Johnson	4-4	8	DNP	2-2	2-2	DNP	DNP	DNP	DNP	DNP	DNP	DNP	DNP	DNP
Buchanan	3-3	6	DNP	-	DNP	DNP	DNP	0-1	2-2	1-0	-	-	-	DNP
Myers	2-2	4	DNP	DNP	DNP	DNP	DNP	DNP	DNP	1-1	1-1	DNP	DNP	DNP
Sawyer	2-2	4	DNP	0-1	DNP	-	DNP	1-0	0-1	-	-	-	-	1-0
Chaney	2-1	3	-	0-1	-	-	-	1-0	-	-	-	-	-	DNP
Jones, G	2-1	3	1-1	-	1-0	-	DNP	-	-	-	-	-	-	DNP
Weaver	3-0	3	DNP	-	1-0	-	1-0	1-0	-	DNP	DNP	DNP	DNP	DNP
Tatum	2-0	2	2-0	-	DNP	DNP	DNP	DNP	-	DNP	DNP	DNP	-	-

RUSHING/RECEIVING GAME-BY-GAME

RUSHING	BYU	GT	NC	LOU	MD	UM	DU	VA	NCS	CU	WF	UF
Minor	16-37/1	16-41/0	16-112/0	20-120/1	16-82/0	12-36/0	3-15/1	9-89/0	24-129/2	13-102/0	9-72/0	27-88/0
Chaney	5-12/0	4-13/0	5-51/1	10-72/0	8-57/0	8-16/0	1-3/0	8-20/0	10-53/1	10-52/1	2-3/0	DNP
Jones	-	-	8-35/1	4-38/0	DNP	-	9-34/0	4-12/0	7-78/1	6-23/0	3-46/0	DNP
Ford	1-3/0	DNP	3-11/0	3-1/0	12-57/1	-	7-35/1	1-0/0	6-38/0	2-81/1	3-19/0	DNP
McCray	5-25/0	7-23/1	3-2/1	4-10/0	10-30/2	6-17/0	1-1/1	6-16/2	1-5/0	DNP	DNP	2-2/1
Maddox	-	-	-	2-9/0	1-9/0	-	-	-	-	-	4-52/0	-
Golightly	DNP	-	1-6/0	-	4-14/1	-	1-3/0	-	5-19/1	4-4/2	1-3/0	DNP
Outzen	DNP	2-3/0	1-4/0	2-6/0	7-31/0	1-0/0	DNP	2-3/0	-	-	-	DNP
Gardner	1-5/0	-	-	-	-	DNP	-	-	-	-	1-29/0	-
Boldin, A	-	-	-	-	-	-	-	-	-	-	1-8/0	-
Tatum	-	-	DNP	DNP	DNP	DNP	1-7/0	DNP	DNP	DNP	-	-
Bell	1-6/1	-	-	-	-	-	-	1-4/0	-	-	-	-
Maeder	DNP	DNP	DNP	DNP	DNP	DNP	DNP	DNP	1-2/0	DNP	DNP	DNP
TEAM	DNP	3-5/0	DNP	DNP	DNP	DNP	DNP	DNP	DNP	DNP	DNP	DNP
de la Motte	DNP	DNP	DNP	DNP	DNP	DNP	1-12/0	DNP	DNP	DNP	DNP	DNP
Weinke	7-15/0	2-2/0	4-19/0	3-9/1	5-20/0	-	1-9/0	2-8/0	-	5-12/0	1-3/0	-

RECEIVING	BYU	GT	NC	LOU	MD	UM	DU	VA	NCS	CU	WF	UF
Minnis	9-137/0	6-70/0	5-132/2	4-73/0	3-66/0	7-145/0	4-54/1	4-131/2	3-60/0	4-163/1	6-122/3	8-187/2
Bell	4-37/1	2-21/0	3-96/2	1-31/1	2-36/2	6-146/1	4-63/2	3-30/0	2-15/0	6-111/0	1-23/0	3-66/1
Boldin, A	4-32/0	3-100/0	2-14/0	2-21/0	3-52/0	6-108/2	3-77/1	3-73/0	2-46/1	4-54/0	2-18/2	7-69/0
Morgan	3-28/0	4-71/1	-	2-19/0	3-103/1	3-47/0	4-98/1	-	-	DNP	DNP	DNP
Minor	2-15/0	7-89/0	1-2/0	5-45/0	3-29/0	5-43/0	7-54/0	3-20/0	-	1-2/0	6-59/0	2-13/0
Walker	8-70/1	1-63/1	DNP	DNP	DNP	-	3-55/0	-	1-10/1	6-109/0	-	1-6/0
Sprague	1-17/0	-	DNP	1-17/0	DNP	-	-	4-87/0	3-50/0	-	2-34/0	1-7/0
Gardner	1-12/0	1-27/0	-	2-19/0	-	DNP	2-23/0	1-52/0	-	2-21/0	3-44/0	-
Chaney	-	2-22/0	-	1-1/0	-	1-6/0	8-99/0	-	1-3/0	2-51/1	2-16/0	DNP
Maddox	-	-	2-63/1	2-26/0	2-41/0	-	1-5/0	-	-	-	-	-
Golightly	DNP	-	-	1-4/0	-	-	-	1-14/0	1-2/0	2-14/0	1-8/0	DNP
Franklin	DNP	-	1-22/0	1-7/0	1-11/0	-	-	-	DNP	DNP	DNP	DNP
Darling, Devar	DNP	DNP	1-21/0	DNP	1-15/1	DNP	DNP	DNP	-	DNP	-	DNP
McCray	-	-	-	-	-	1-1/0	1-8/0	2-13/0	-	DNP	DNP	-
Jones	-	-	-	1-13/0	DNP	-	-	-	-	-	1-3/0	DNP
Donaldson	DNP	-	DNP	-	DNP	-	-	-	1-9/0	-	-	DNP
Ford	-	DNP	-	-	-	-	-	1-6/0	-	-	-	DNP
Maeder	DNP	DNP	DNP	-	DNP	-	-	-	DNP	-	DNP	1-5/0

PASSING GAME-BY-GAME

WEINKE	ATT	COMP	INT	PCT	YDS	TD	LG	SACK	YDS	OUTZEN	ATT	COMP	INT	PCT	YDS	TD	LG	SACK	YDS
BYU	50	32	0	64.0	318	2	34	4	25	Georgia Tech	2	1	1	50.0	20	0	20	0	0
Georgia Tech	38	25	0	65.8	443	2	63	1	8	North Carolina	5	3	0	60.0	84	1	39	1	4
North Carolina	22	12	0	54.5	262	4	46	4	19	Louisville	5	5	0	100.0	53	0	17	0	0
Louisville	29	18	3	62.1	221	1	38	1	8	Maryland	12	7	1	58.3	119	1	38	2	11
Maryland	15	11	0	73.3	234	3	58	4	27	Virginia	7	6	0	85.7	152	0	60	0	0
Miami	58	29	2	50.0	496	3	48	0	0	NC State	1	1	0	100.0	10	1	10	0	0
Duke	47	37	1	78.7	536	5	71	1	9	Wake Forest	3	1	1	33.3	3	0	3	0	0
Virginia	28	16	1	57.1	274	2	58	1	6	TOTALS	35	24	3	68.6	441	3	60	3	15
NC State	21	13	0	61.9	185	1	37	0	0	FORD	ATT	COMP	INT	PCT	YDS	TD	LG	SACK	YDS
Clemson	43	27	0	62.8	521	2	98	2	25	BYU	1	0	0	0.0	0	0	0	0	0
Wake Forest	36	23	2	63.9	324	5	46	1	3	DE LA MOTTE	ATT	COMP	INT	PCT	YDS	TD	LG	SACK	YDS
Florida	44	23	2	52.3	353	3	51	0	0	Duke	2	0	0	0.0	0	0	0	1	12
TOTALS	431	266	11	61.7	4167	33	98	19	130										

2000 SEMINOLE HIGHS & LOWS

INDIVIDUAL GAME HIGHS

Rushes: 27, Minor, Travis vs UF (11/18)
Yards Rushing: 129, Minor, Travis at NC State (10/28)
TD Rushes: 2, McCray, William at Maryland (9/28); McCray, William vs Virginia (10/21); Minor, Travis at NC State (10/28); Golightly, Randy vs Clemson (11/4)
Long Rush: 82, Ford, Davy vs Clemson (11/4)
Pass attempts: 58, Weinke, Chris at Miami (10/7)
Pass completions: 37, Weinke, Chris vs Duke (10/14)
Yards Passing: 536, Weinke, Chris vs Duke (10/14)
TD Passes: 5, Weinke, Chris vs Duke (10/14); Weinke, Chris at Wake Forest (11/11)
Long Pass: 98, Weinke, Chris vs Clemson (11/4)
Receptions: 9, Minnis, Marvin vs BYU (8/26)
Yards Receiving: 187, Minnis, Marvin vs UF (11/18)
TD Receptions: 3, Minnis, Marvin at Wake Forest (11/11)
Long Reception: 98, Minnis, Marvin vs Clemson (11/4)
Field Goals: 4, Cimorelli, Brett vs Clemson (11/4)
Long Field Goal: 44, Munyon, Matt at Maryland (9/28)
Punts: 8, Cottrell, Keith vs BYU (8/26)
Punting Avg: 49.3, Cottrell, Keith vs North Carolina (9/16)
Long Punt: 60, Cottrell, Keith vs North Carolina (9/16)
Long Punt Return: 28, Thomas, Clevan at Maryland (9/28)
Long Kickoff Return: 35, Chaney, Jeff at Wake Forest (11/11)
Tackles: 16, Jennings, Bradley at Wake Forest (11/11)
Sacks: 3, Reynolds, Jamal vs Louisville (9/23); Warren, David at NC State (10/28)
Interceptions: 2, Cody, Tay vs UF (11/18)

TEAM GAME HIGHS

Rushes: 63, at Maryland (9/28)
Yards Rushing: 324, at NC State (10/28)
Yards Per Rush: 9.2, at Wake Forest (11/11)
TD Rushes: 5, at NC State (10/28)
Pass attempts: 58, at Miami (10/7)
Pass completions: 37, vs Duke (10/14)
Yards Passing: 536, vs Duke (10/14)
Yards Per Pass: 13.1, at Maryland (9/28)
TD Passes: 5, vs North Carolina (9/16); vs Duke Blue Devils (10/14); at Wake Forest (11/11)

Total Plays: 90, at Maryland (9/28)
Total Offense: 771, vs Clemson (11/4)
Yards Per Play: 9.3, vs Clemson (11/4)
Points: 63, vs North Carolina (9/16); vs Duke Blue Devils (10/14)
Sacks By: 6, at Georgia Tech (9/9); at NC State (10/28)
First Downs: 29, vs Louisville (9/23); at Maryland (9/28); at Miami (10/7); vs Duke (10/14)
Penalties: 15, at Georgia Tech (9/9)
Penalty Yards: 148, at NC State (10/28)
Turnovers: 5, vs Louisville (9/23)
Interceptions By: 3, vs BYU (8/26); at NC State (10/28); vs Clemson (11/4); vs UF (11/18)

OPPONENT INDIVIDUAL GAME HIGHS

Rushes: 24, Womack, Antwoine vs Virginia (10/21)
Yards Rushing: 114, Jordan, L. at Maryland (9/28)
TD Rushes: 1, Burns, J. at Georgia Tech (9/9); Saunders, Antho vs North Carolina (9/16); Jordan, L. at Maryland (9/28); Williams, D.J. at Miami (10/7); Douglas, Chris vs Duke (10/14); Zachery, Travis vs Clemson (11/4)
Long Rush: 74, Jordan, L. at Maryland (9/28)
Pass attempts: 44, Ragone, Dave vs Louisville (9/23)
Pass completions: 27, Dorsey, Ken at Miami (10/7)
Yards Passing: 328, Dorsey, Ken at Miami (10/7)
TD Passes: 2, Dorsey, Ken at Miami (10/7)
Long Pass: 81, Herbert, Austin at NC State (10/28)
Receptions: 7, Glover, W. at Georgia Tech (9/9); Ghent, Ronnie vs Louisville (9/23); Moss, Santana at Miami (10/7); Graham, Earnest vs UF (11/18); Gaffney, Jabar vs UF (11/18)
Yards Receiving: 123, Ghent, Ronnie vs Louisville (9/23)
TD Receptions: 1, Muires, Jo. at Georgia Tech (9/9); Aiken, Sam vs North Carolina (9/16); Davenport, Najeh at Miami (10/7); Shockey, Jeremy at Miami (10/7); Wilson, Adrian at NC State (10/28); Wright, Willie at NC State (10/28); Walker, Aaron vs UF (11/18)
Long Reception: 81, Wilson, Adrian at NC State (10/28)
Field Goals: 2, Sievers, Todd at Miami (10/7); Ashe, Tyler at Wake Forest (11/11)
Long Field Goal: 44, Ashe, Tyler at Wake Forest (11/11)

Punts: 10, Morton, Brian vs Duke (10/14)
Punting Avg: 48.3, Abrams, Mike vs Virginia (10/21)
Long Punt: 75, Somaini, Jamie vs Clemson (11/4)
Long Punt Return: 84, Hamilton, Ronnie vs Duke (10/14)
Long Kickoff Return: 47, Sikyala, M. at Maryland (9/28)
Tackles: 15, Morgan, Dan at Miami (10/7)
Sacks: 2, Peppers, Julius vs North Carolina (9/16); Hodge, Sedrick vs North Carolina (9/16); Thompson, A. at Maryland (9/28); Jenkins, K. at Maryland (9/28); Fowler, Ryan vs Duke (10/14)
Interceptions: 2, Holman, Rashad vs Louisville (9/23); Clinkscale, Mic at Wake Forest (11/11)

OPPONENT TEAM GAME HIGHS

Rushes: 46, vs Virginia (10/21); at Wake Forest (11/11)
Yards Rushing: 162, at Wake Forest (11/11)
Yards Per Rush: 4.8, at Maryland (9/28)
TD Rushes: 1, at Georgia Tech (9/9); vs North Carolina (9/16); at Maryland (9/28); at Miami (10/7); vs Duke Blue Devils (10/14); vs Clemson (11/4)
Pass attempts: 46, vs BYU (9/26); vs UF (11/18)
Pass completions: 27, at Miami (10/7); vs UF (11/18)
Yards Passing: 328, at Miami (10/7)
Yards Per Pass: 7.8, at Miami (10/7)
TD Passes: 2, at Miami (10/7); at NC State (10/28)
Total Plays: 77, vs North Carolina (9/16); at Miami (10/7)
Total Offense: 448, at Miami (10/7)
Yards Per Play: 5.8, at Miami (10/7)
Points: 27, at Miami (10/7)
Sacks By: 6, at Maryland (9/28)
First Downs: 20, at Miami (10/7)
Penalties: 19, at Georgia Tech (9/9)
Penalty Yards: 140, at Georgia Tech (9/9)
Turnovers: 5 vs Virginia (10/21)
Interceptions By: 3, vs Louisville (9/23); at Wake Forest (11/11)

2000 HONOR ROLL

BRIAN ALLEN

Semifinalist Butkus Award
All-ACC Second Team

JUSTIN AMMAN

All-ACC First Team
All-ACC Academic Team

TAY CODY

AFCA Coaches' All-America Team
Football News All-America Second Team
College Football News All-American First Team
All-ACC First Team

KEITH COTTRELL

Finalist Ray Guy Trophy
All-ACC Second Team

DARNELL DOCKETT

All-ACC Second Team
Football News Freshman Defensive Player of the Year

CHAR-RON DORSEY

All-ACC First Team

DERRICK GIBSON

All-ACC First Team

MONTRAE HOLLAND

Honorable Mention All-ACC

CHRIS HOPE

All-ACC Second Team
First Team Academic All-American
All-ACC Academic Team

MARVIN MINNIS

Finalist Biletnikoff Award
FWAA All-American First Team
AFCA Coaches' All-America Team
Football News All-American First Team
All-ACC First Team
College Football News All-American Second Team
CNSI.com First Team All-American

TRAVIS MINOR

All-ACC Second Team

JARAD MOON

All-ACC Second Team
All-ACC Academic Team

TOMMY POLLEY

Semifinalist Butkus Award
Football News All-American Third Team
All-ACC First Team

JAMAL REYNOLDS

Lombardi Award Winner
Finalist *Football News* – Defensive Player of the Year
Finalist Chuck Bednarik – Defensive Player of the Year
First Team FWAA All-American
AFCA Coaches' All-America Team
First Team Walter Camp All-American
Football News All-American First Team
College Football News All-American First Team
All-ACC First Team
Defensive Lineman of the Year – Columbus TD Club
CNSI.com First Team All-American

RYAN SPRAGUE

Honorable Mention All-ACC

CLEVAN THOMAS

All-ACC Second Team

TARLOS THOMAS

First Team Walter Camp All-American
Jacobs Blocking Trophy Winner (ACC's Top Blocker)
All-ACC Second Team

DAVID WARREN

All-ACC Second Team


CHRIS WEINKE

Heisman Trophy Winner
Johnny Unitas Golden Arm Winner
Davey O'Brien Award Winner
Player of the Year *College Football News*
Finalist *Football News* Offensive Player of the Year
Finalist Maxwell Award Player of the Year
ACC Player of the Year
ACC Offensive Player of the Year
First Team All-ACC
Football News All-American First Team
College Football News All-American First Team
College Football News ACC Player of the Year
NCAA Post Graduate Scholarship Winner
Chevrolet Player of the Year
Academic All-Region Selection

Sammy Baugh Passer of the Year
CNSI.com Player of the Year
CNSI.com First Team All-American
All-ACC Academic Team
ESPY Award for College Player of the Year

BRETT WILLIAMS

All-ACC Second Team



Chris Weinke

FLORIDA STATE - 29 BRIGHAM YOUNG - 3

AUGUST 26 • ALTEL STADIUM • JACKSONVILLE, FL



By RICHARD ROSENBLATT
AP Football Writer

JACKSONVILLE, Fla. (AP)—Chris Weinke did more than stand back in the pocket and throw touchdown passes: the 28-year-old quarterback ran, blocked and even knocked over the opposing coach as No. 2 Florida State opened defense of its national title with a 29-3 victory over BYU in Saturday night's Pigskin Classic.

Weinke wasn't his usual accurate self, but he hit on 32 of 50 passes — both career highs — for 318 yards and two touchdowns. He also ran 21 yards — the longest of his career — to set up a third score, a 6-yard double reverse in which he threw the key block.

Florida State coach Bobby Bowden, in gaining career win No. 305, said the offense was inconsistent, but praised the defense, which lost many of its stars from last season's title team.

Anchored by defensive end Jamal Reynolds, who caused a safety and had two sacks, the Seminoles intercepted three passes, recovered a fumble and totaled five sacks against BYU quarterbacks Bret Engemann and Charlie Peterson.

The Cougars had 79 yards in the first half — minus-13 rushing — and finished with 225 total yards. On his first TD pass, a 19-yarder to Javon Walker just 2:47 into the season, Chris Weinke was pushed into BYU's LaVell Edwards on the sideline

and the collision sent the 69-year-old coach sprawling. It might have been the hardest hit Weinke took all night at Alltel Stadium.

BYU was overmatched from the start, unable to keep up with Florida State's new set of speedy receivers featuring Marvin Minnis, Atrews Bell, Anquan Boldin and Javon Walker.

BYU barely extended its NCAA record of scoring in consecutive games to 313 when Owen Pochman kicked a 42-yard field goal with 2:19 left in the third quarter. The Cougars were last shut out in 1975, 20-0 by Arizona State.

After a 3-yard TD pass to Bell and safety made it 15-0, Weinke took off on the longest run of his career.

Before the 21-yarder, his previous longest run was 8 yards.

He rolled left, saw running room and outlegged several BYU defenders before being chased out of bounds at the 6. On the next play, a double reverse, he threw the block that freed up Bell for the TD that put the Seminoles in control at 22-0 early in the second quarter.

BYU, making a rare visit to the East Coast, had little chance against the much faster Seminoles, who were last seen beating Virginia Tech in the Sugar Bowl for their second national title.

Weinke needs 389 yards to become Florida State's career passing leader, ahead of Gary Huff, who had 6,378 yards from 1970-72. Weinke, among the top Heisman Trophy contenders, has won 22 of 23 games he's started.


Florida State extended its winning streak to 13 games and has won 22 consecutive regular-season games.

Florida State, with a crowd of 54,260 looking on, scored on its opening drive, with Weinke's first completion of the season a 15-yarder to Minnis helping to set up the TD. Four plays later, the one in which he was shoved into Edwards, Weinke lofted his TD pass to Walker from about the 30. It dropped into the receiver's arms with three BYU defenders around him.

Florida State added a final TD with 1:11 left on Travis Minor's 5-yard run.

Minnis led Florida State receivers with nine catches for 137 yards, Walker had eight catches for 70 yards.

While BYU still hopes to make Edwards' 29th and final season a winning one, no doubt the coach will not soon forget the hit he and his team took against Florida State.



Atrews Bell scored two TDs in his hometown of Jacksonville during FSU's win over BYU.



Chris Weinke



Jamal Reynolds

SCORE BY QUARTERS

Brigham Young	0	0	3	0	3
Florida State	15	7	0	7	29

First Quarter

FSU—Walker 19 pass from Weinke (kick failed), 12:13

FSU—Bell 3 pass from Weinke (Munyon kick), 3:01

FSU—Safety, Archibald recovers fumble in end zone, 2:42

Second Quarter

FSU—Bell 6 run (Munyon kick), 12:26

Third Quarter

BYU—FG Pochman 42, 2:19

Fourth Quarter

FSU—Minor 5 run (Munyon kick), 1:11

TEAM STATISTICS

	BYU	FSU
First Downs	18	25
Rushes-Yards	24-(-2)	36-57
Passing	227	318
Punt Returns	3-19	3-16
Kickoff Returns	5-77	1-28
Interceptions Ret.	0-0	3-67
Comp-Att-Int	18-46-3	32-51-0
Punts	8-33.6	8-38.8
Fumbles-Lost	3-1	0-0
Penalties-Yards	10-90	11-93
Time of Possession	28:54	31:06
Attendance		54,260

INDIVIDUAL STATISTICS

RUSHING—BYU: Sitake 5-20, McDonald 3-16, Whalen 3-10, Stearns 2-(minus 1), Lee 1-(minus 1), Staley 1-(minus 1), team 1-(minus 6), Peterson 4-(minus 9), Engemann 4-(minus 30). **FSU:** Minor 16-37, McCray 5-25, Chaney 5-12, Bell 1-6, Ford 1-(minus 3), Gardner 1-(minus 5), Weinke 7-(minus 15).

PASSING—BYU: Engemann 12-28-2-139, Peterson 6-18-1-88. **FSU:** Weinke 32-50-0-318, Ford 0-1-0-0.

RECEIVING—BYU: Hooks 4-66, Ofahengaue 3-75, Pittman 3-37, Stearns 2-24, Staley 2-6, Horton 1-11, Sitake 1-5, McDonald 1-3, Rigell 1-0. **FSU:** Minnis 9-137, Walker 8-70, Bell 4-37, Boldin 4-32, Morgan 3-28, Minor 2-(minus 15), Sprague 1-17, Gardner 1-12.

BYU GAME NOTES

FIRST TIMERS

Sophomore Malcolm Tatum's first half sack was the first of his career. In the second half, redshirt freshman Darnell Dockett recorded his first sack of his career; junior Bradley Jennings' fumble recovery was his first; Alonzo Jackson recorded his first career sack.

TRUE FRESHMEN WHO PLAYED

Seven true freshmen, Michael Boulware, Yohance Buchanan, Devard Darling, Devaughn Darling, Greg Jones, Charles Howard and Kendyll Pope (started), each saw minutes in tonight's game. Only three true freshmen, Anquan Boldin, Nick Maddox, Alonzo Jackson, saw action all of last year while in 1998, four players, Chris Hope, Patrick Hughes, Jared Jones and Robert Morgan saw time. In 1997, 15 true freshmen played.

INTO THIRD PLACE

With 318 passing yards tonight, Chris Weinke moved ahead of Thad Busby, and into third place, on FSU's career passing yardage list. He now has 5,990 career passing yards.

INTO A TIE FOR FOURTH

With his late fourth-quarter touchdown, Travis Minor moved into a tie for fourth place (with Dayne Williams) on FSU's all-time rushing touchdown list with 24.

CALLAWAY IN THE STANDS

For the first time in 27 years, longtime FSU equipment manager Jimmie Callaway watched the game from the stands, instead of from the sidelines.

GIBSON SNAGS ANOTHER

Senior Derrick Gibson's 3rd-quarter interception was the sixth of his career, which ties him for seventh, with six others, on FSU's career interceptions list.

WEINKE HITS EIGHT

QB Chris Weinke had completions to eight different players in the game. He hit Atrews Bell, Anquan Boldin, Talman Gardner, Marvin Minnis, Travis Minor, Robert Morgan, Ryan Sprague and Javon Walker.

MINNIS HAS CAREER NIGHT

With nine receptions for 137 yards, senior Snoop Minnis had the best game of his career. His previous career best was four catches for 70 at Miami in 1998.

WEINKE SETS PERSONAL HIGHS

QB Chris Weinke set personal career highs with 32 completions on 50 attempts in tonight's game. His 318 yards passing is his fourth-best career effort and his sixth 300-yard passing game of his career. Weinke also moved into a tie with Spence Fischer and Steve Slayden, both of Duke, for ninth place on the ACC career touchdown passes list with 48.

WEINKE GETS MVP

QB Chris Weinke was selected MVP of tonight's game.

WASTING NO TIME

Junior newcomer Javon Walker made his first career reception for a touchdown on a 19-yard pass from Weinke on Florida State's first drive of the game.

POLLEY PLAYS EARLY

Tommy Polley made his first appearance at the 12:00 mark of the first quarter and made his first tackle, along with Derrick Gibson, on his first play. It marked an incredible recovery from the knee injury suffered in the Sugar Bowl.

THE LAST TIME IT HAPPENED

Matt Munyon's missed PAT in the first quarter was FSU's first since Sebastian Janikowski missed a PAT on October 31, 1998 vs. North Carolina. Since then, Florida State (Janikowski) had made 58 consecutive PATs.

59 PLAYED IN FIRST QUARTER

A total of 59 players, including seven newcomers, saw playing time in the first quarter for Florida State.

FIRST TIME SINCE...

FSU's safety in the first quarter was the Tribe's first safety since October 10, 1998 when Roland Seymour recorded a quarterback sack in the endzone vs. Miami in a 26-14 Seminole victory at the Orange Bowl.

FLORIDA STATE - 26 GEORGIA TECH - 21

SEPTEMBER 9 • BOBBY DODD STADIUM • ATLANTA, GA



By PAUL NEWBERRY
AP Sports Writer

ATLANTA — On a night of individual achievement, Chris Weinke was concerned with only two numbers. Weinke, who came back to school in hopes of leading Florida State to another national title, threw for a career-high 443 yards and two touchdowns as the No. 2 Seminoles escaped a major upset Saturday night.

The 28-year-old senior also became Florida State's career-leading passer with 6,433 yards, passing both Danny Kanell and Gary Huff.

Florida State (2-0, 1-0 Atlantic Coast Conference) extended its winning streak to 14 in a row and improved its conference record to 63-2 since joining the ACC in 1992.

Georgia Tech (1-1, 0-1), a 22-point underdog, lost its ninth in a row to the Seminoles but received a rousing cheer from the home fans after its final drive ended in Florida State territory.

After passing up a chance to enter the

NFL draft, Weinke had the best game of his career. He was 25-of-38, including a 30-yard touchdown pass to Robert Morgan with 12:58 remaining that put the Seminoles ahead 19-15.

Weinke, who hooked up with Javon Walker on a 63-yard TD in the first quarter, drove the Seminoles to another score in the fourth quarter, completing three passes for 87 yards before William McCray ran in from the 1 with 7:45 to go.

George Godsey, who shared the quarterback duties with Jermaine Crenshaw, capitalized on a roughing the passer penalty to throw a 27-yard TD to Jon Muyres with 4:50 left. Tech stopped the Seminoles but their drive ended on downs at the 40.

Georgia Tech, which lost to Florida State 41-35 last year with Heisman Trophy runner-up Joe Hamilton at quarterback, used both Godsey and Crenshaw to keep things close once again.

Crenshaw, a third-year sophomore playing his first game at that position, was rotating with Godsey on just about every play in the third quarter, a system that

confused the Seminoles and led to a 13-play, 63-yard scoring drive. Joe Burns went over on an 8-yard run and Tech led 15-12 after a 2-point conversion with 3:17 remaining in the third.

Godsey ran the team through most of the fourth quarter, completing 13 straight passes and finishing 18-of-32 for 189 yards. Crenshaw was 4-of-5 for 30 yards and led the team in rushing with 36 yards on nine carries.

Weinke easily broke his previous career high, a 354-yard performance at Wake Forest last year.

Florida State dominated statistically in a penalty filled game, outgaining the Yellow Jackets 536-298. Yellow was the predominate color of the night, as Tech was penalized 19 times for a school-record 140 yards and Florida State 15 times for 114 yards.

The nation's top two teams both survived close calls. No. 1 Nebraska won at Notre Dame earlier in the day, 27-24 in overtime.

The game started with all the makings of a Florida State rout.

The Seminoles drove 73 yards on their first possession before stalling at the Georgia Tech 4, settling for Chance Gwaltney's 21-yard field goal. Florida State went all the way to the end zone the next time it got the ball, as Weinke hooked up with Walker on the 63-yarder.

Walker got behind safety Jeremy Muyres, who would have been called for interference except that the receiver still managed to catch the ball and hobble across the goal line after spraining his right ankle on the play.

At that point, the Seminoles defense got in on the scoring. Godsey was sacked in the end zone by Jamal Reynolds to push Florida State to a 12-0 lead with 3:03 still remaining in the first quarter.

The Yellow Jackets had been outgained 200-0 when Crenshaw, listed as the third-team quarterback, went in late in the first quarter. He ran for 15 yards on his first play and gave his team a spark of life.

But Tech's biggest play was provided by the defense, which took advantage of Florida State's decision to give Weinke a breather. Backup quarterback Marcus Outzen tried a pass along the left sideline and Marvious Hester stepped in for the interception, returning it 50 yards for a touchdown with 9:04 left in the second quarter.

Amazingly, the Yellow Jackets went



Chris Weinke threw for 443 yards and two TDs in leading FSU to a come-from-behind win at Georgia Tech.



Anquan Boldin

Tommy Polley

to the locker room trailing only 12-7 even though they been outgained 318-104 in total yardage.

SCORE BY QUARTERS

Florida State	12	0	0	14	26
Georgia Tech	0	7	8	6	21

First Quarter

FSU-FG Gwaltney 21, 6:44

FSU-Walker 63 pass from Weinke (Gwaltney kick), 3:53

FSU-Safety, Godsey sacked in end zone, 3:03

Second Quarter

GT-Hester 50 interception return (Manget kick), 9:04

Third Quarter

GT-Burns 8 run (Godsey pass to Watkins), 3:17

Fourth Quarter

FSU-Morgan 30 pass from Weinke (Gwaltney kick), 12:58

FSU-McCray 1 run (Gwaltney kick), 7:45

GT-Jo. Muyres 27 pass from Godsey (pass failed), 4:50

TEAM STATISTICS

	FSU	GT
First Downs	26	18
Rushes-Yards	34-73	34-79
Passing	463	219
Comp-Att-Int	26-40-1	22-37-0
Return Yards	20	73
Punts-Avg.	5-40.6	7-47.4
Fumbles-Lost	2-1	0-0
Penalties-Yards	15-114	19-140
Time of Possession	30:10	29:50
Attendance		46,381

INDIVIDUAL STATISTICS

RUSHING-FSU: Minor 16-41, McCray 7-23, Chaney 4-13, Outzen 2-3, Weinke 2-(minus 2), Team 3-(minus 5). **GT:** Crenshaw 9-36, Burns 7-26, Gregory 7-17, Watkins 2-17, Mitchell 1-3, Godsey 8-(minus 20).

PASSING-FSU: Weinke 25-38-0-443, Outzen 1-2-1-20. **GT:** Godsey 18-32-0-189, Crenshaw 4-5-0-30.

RECEIVING-FSU: Minor 7-89, Minnis 6-70, Morgan 4-71, Boldin 3-100, Chaney 2-22, Bell 2-21, Walker 1-63, Gardner 1-27. **Georgia Tech,** Glover 7-62, Muyres 3-39, Campbell 3-35, Burns 3-31, Watkins 2-24, Matvey 2-17, Wilder 1-17, Crenshaw 1-(minus 6).

GEORGIA TECH GAME NOTES

COMEBACK CHRIS

Georgia Tech's 15-12 lead in the third quarter of last week's game marked the first time the Seminoles have trailed this season, but like last season, Chris Weinke brought the Seminoles back. During the 1999 season, an opponent tied or took the lead on the Seminoles 14 times. On the ensuing FSU possessions, Chris Weinke led the Tribe to a score nine times (seven TDs, two FGs). On those 14 possessions, Weinke was 42-of-54 (77.8%) for 461 yards and five touchdowns.

CAREER NIGHT FOR WEINKE

Heisman Trophy candidate Chris Weinke became FSU's all-time career passing yardage leader, with 6,433 yards, on a career 443 yards vs. Georgia Tech last week. The previous record holder was Gary Huff with 6,378 yards. His passing yards moved him ahead of Leo Hart of Duke (6,116), Boomer Esiason of Maryland (6,184) and FSU's Danny Kanell (6,372) and into 12th place on the ACC career passing yardage list. Weinke also moved into sole possession of third place in FSU career touchdown passes with 50 and into a tie for sixth with Shawn Jones of Virginia on the ACC list.

ALL GARNETS

Florida State is now 6-0 when wearing the all-garnet uniforms. The first time the Tribe wore the all garnets was vs. Tulane in 1992. FSU won that game 70-7 at Doak Campbell Stadium. FSU wore the all garnets twice last season — against Georgia Tech and Maryland.

FIRST TIME STARTERS

Senior Char-ron Dorsey (TT), redshirt freshmen Jeff Womble (NG) and Darnell Dockett (DT) made their first career starts tonight. Dorsey and Womble were slated to start due to injuries to Brett Williams (Tarlos Thomas moved to split tackle) and Chris Woods, but Dockett got the nod just before kickoff for Kevin Emanuel, who was suffering from back spasms.

THROUGH THE UPRIGHTS

Sophomore Chance Gwaltney, who took over the field goal and extra point kicking for FSU this week, hit his first career field goal on FSU's first drive — a 21 yarder.

FIRST TIME PLAYERS

Travis Johnson and Devard Darling, who saw action for the first time tonight, became the seventh and eighth true freshmen to play for the Seminoles this season. Kendyll Pope, Devaughn Darling, Michael Boulware, Charles Howard, Yohance Buchanan and Greg Jones all played in the BYU game.

SEASON LONG

QB Chris Weinke's 63-yard touchdown pass to Javon Walker in the first quarter was the senior's long of the season. Weinke's career long is an 84-yarder to Ron Dugans vs. Duke in 1999.

"I WANT IN, COACH"

The Seminoles dressed 77 players for tonight's game and played 58 of them in the first quarter. Of the 19 who did not play, eight are expected to redshirt or are not expected to play because of injury.

IF YOU'RE LOOKING FOR A HEISMAN WATCH NOTE...

QB Chris Weinke recorded 175 passing yards in the first quarter of tonight's game.

THE LAST TIME IT HAPPENED

The last time an FSU opponent returned an interception for a touchdown was in 1999 when Florida's Bennie Alexander recorded a 43-yard interception return on a Weinke pass.

LOST FUMBLES ARE RARE

FB William McCray's turnover on a fumble was the first time the Seminoles have lost a fumble since the Virginia game of last year. FSU had gone four straight games without losing a fumble coming into tonight's game. FSU lost just four fumbles all of last year.

DEFENSE HOLD 'EM

With tonight's first half, the Florida State defense has not allowed a touchdown for seven consecutive quarters, dating back to the fourth quarter of last year's Sugar Bowl.

LOW SCORING FIRST HALF THE NORM FOR FSU IN ATLANTA

Florida State has had trouble scoring in the first half on virtually every trip to Atlanta since joining the ACC. With the exception of a 28 point second quarter in 1996, FSU has scored more than seven just two other times since '92 on Tech turf. FSU's points scored in the first half at Tech: 2000 - 12 • 1998 - 7 • 1996 - 28 • 1994 - 14 • 1992 - 7

TRAILING IN THE FOURTH

The last time FSU trailed in the fourth quarter was in last year's National Championship game. The Tribe trailed Virginia Tech 29-28 until FSU's Ron Dugans scored on a 14-yard pass from Weinke with 12:59 left in the game. Tonight wasn't the first time FSU trailed Georgia Tech in the fourth quarter. Back in the 1992 season, FSU trailed Tech 21-7 in the fourth quarter when Charlie Ward instrumented a comeback, giving the Seminoles a 29-24 victory.

FLORIDA STATE - 63 NORTH CAROLINA - 14

SEPTEMBER 16 • DOAK CAMPBELL STADIUM • TALLAHASSEE, FL



By BRENT KALLESTAD
Associated Press Writer

TALLAHASSEE, Fla. — While the cast of players has changed, the results are the same at Florida State.

With Peter Warrick, Ron Dugans,

Sebastian Janikowski and Corey Simon off to the NFL, the second-ranked Seminoles showcased some of their upcoming stars Saturday in a 63-14 victory over North Carolina.

Ten players scored, many of them

new names to fans: Atrews Bell, Nick Maddox, Matt Munyon, Greg Jones.

Bell and senior Snoop Minnis, the team's leading receiver, each caught two touchdown passes from Chris Weinke in Saturday's victory.

The 63 points were the most scored against North Carolina since Virginia's 66 points in 1912.

Two fumbles in the second quarter led to Florida State touchdowns that turned the game into a runaway for the second straight year.

Florida State took a 36-7 lead midway through the second period. A year ago the Seminoles scored 28 points in the first seven minutes in a 42-10 victory in Chapel Hill, N.C.

The second-ranked Seminoles improved to 3-0 overall and 2-0 in their bid for a ninth straight Atlantic Coast Conference title while North Carolina fell to 2-1, 1-1 in the league.

Resuscitated briefly by a roughing the punter penalty, the Tar Heels marched 90 yards in 10 plays to pull within seven at 14-7 on Anthony Sanders' 11-yard run in the final minute of the first quarter.

North Carolina's other touchdown came late in the third quarter on a 43-yard pass from Curry to Sam Aiken to make the score 43-14.

Weinke, who sat out the fourth quarter, passed for 262 of Florida State's 540 yards. Travis Minor ran for 112 on the ground against a North Carolina run defense that was ranked No. 1 nationally going into the game.

Weinke has thrown for 1,023 yards and eight touchdowns this season while Minnis has 20 catches for 339 yards.

Senior backup Marcus Outzen threw a fifth TD pass of 24 yards to Maddox in the fourth quarter.


Ten of the 72 players used by Florida State scored, including three kickers. Bowden shuffled kicking candidates as he watched his team miss three extra point kicks.

William McCray, Jeff Chaney, safety Chris Hope and Jones added touchdowns for the Seminoles, who have won 24 straight regular season games since an early 1998 loss at North Carolina State.

They have won 30 straight at Doak Campbell Stadium where they have not lost in 47 games dating to November 1991. Florida State is 64-2 since joining the ACC in 1992.



Academic All-American Chris Hope returned a fumble for a score in FSU's win over North Carolina.



Snoop Minnis

Travis Minor

SCORE BY QUARTERS

North Carolina	7	0	7	0	14
Florida State	14	22	13	14	63

First Quarter

FSU—McCray 1 run (Gwaltney kick), 10:47
 FSU—Bell 35 pass from Weinke (Gwaltney kick), 8:04
 NC—Saunders 11 run (Reed kick), :34

Second Quarter

FSU—FG Gwaltney 39, 12:45
 FSU—Hope 12 fumble recovery (kick failed), 12:14
 FSU—Chaney 29 run (kick failed), 7:41
 FSU—Minnis 11 pass from Weinke (Cimorelli kick), 6:51

Third Quarter

FSU—Minnis 35 pass from Weinke (Cimorelli kick), 12:47
 NC—Aiken 43 pass from Curry (Reed Kick), 1:48
 FSU—Bell 46 pass from Weinke (kick failed), 0:00

Fourth Quarter

FSU—Maddox 24 pass from Outzen (Munyon kick), 7:10
 FSU—G. Jones 1 run (Munyon kick), 6:19

TEAM STATISTICS

	UNC	FSU
First Downs	19	22
Rushes-Yards	44-79	41-194
Passing	244	346
Comp-Att-Int	16-33-1	15-27-0
Return Yards	37	111
Punts-Avg.	7-38.9	4-46.8
Fumbles-Lost	5-3	1-0
Penalties-Yards	7-50	10-105
Time of Possession	30:49	29:11
Attendance		79,287

INDIVIDUAL STATISTICS

RUSHING—NC: Saunders 8-45, Brando 12-40, Aiken 1-9, Parker 5-9, Williams 2-5, Robinson 1-3, Black 4-(minus 8), Curry 11-(minus 24). **FSU:** Minor 16-112, Chaney 5-51, G. Jones 8-35, Ford 3-11, Golightly 1-6, McCray 3-2, Outzen 1-(minus 4), Weinke 4-(minus 19).
PASSING—NC: Curry 15-31-1-235, Black 1-2-0-9. **FSU:** Weinke 12-22-0-262, Outzen 3-5-0-84.
RECEIVING—NC: Bailey 5-82, Aiken 5-77, Allen 3-65, Finger 1-22, Curry 1-2, Parker 1-(minus 4). **FSU:** Minnis 5-132, Bell 3-96, Maddox 2-63, Boldin 2-14, Franklin 1-22, Darling 1-21, Minor 1-(minus 2).

NORTH CAROLINA GAME NOTES

THE KICKING GAME

The North Carolina game marked the first time since 1991 that FSU has had three kickers score in one season. Chance Gwaltney, Brett Cimorelli and Matt Munyon have all scored for the Seminoles this season. In 1991, it was Dan Mowrey, John Wimberly and Gerry Thomas.

SNOOP — THERE IT IS!

The last team to hold Marvin "Snoop" Minnis reception-less was North Carolina in the 1999 contest. Minnis made up for that in last week's game. The senior caught five passes for 132 yards and two touchdowns. His 132 yards put him over the 1,000 mark for his career with 1,097. All five of Minnis' catches against the Tar Heels were good for first down yardage and all helped sustain drives that ended in touchdowns.

MOST POINTS SCORED SINCE...

FSU's 63 points against North Carolina were the most the Tribe has scored in a game since Oct. 14, 1995 when the Seminoles defeated Wake Forest, 72-13. On the flip side, the 63 points were the most points the Tar Heels have allowed in a game since falling 66-0 to Virginia on Nov. 26, 1912.

SPREADING THE WEALTH

FSU's 63-point performance vs. North Carolina was truly a team effort. Ten different Seminoles scored in the game.

COTTRELL EARNS CAREER HIGH AVERAGE

Senior Keith Cottrell averaged a career-high 49.3 yards per punt on three punts against North Carolina. He banged a 60-yarder in the second quarter against the Tar Heels which landed at the 10-yard line (the second longest punt of his career). Cottrell's punt marked the second time during his career that he had recorded a punt of at least 60 yards.

CODY GETS INTO THE INTERCEPTION ACT

Senior All-America candidate Tay Cody recorded his first interception of the season (and seventh of his career) when he stepped in front of a Ronald Curry pass in the second quarter and returned it 35 yards. The Seminoles led the nation a year ago with 22 picks.

WEINKE THROWS FOUR TDs

Heisman Trophy candidate Chris Weinke threw for 262 yards and a season-high four touchdowns in Florida State's 63-14 victory over North Carolina. It marked the fourth time the silver-armed quarterback had thrown for at least four touchdowns in a single game. The Seminoles are 4-0 in games that Weinke throws for four or more scores.

WEINKE'S FOUR-TOUCHDOWN GAMES

Opponent (Year)	TDs	Yards	Outcome
Clemson (1996)	4	302	W, 48-0
Duke (1999)	5	290	W, 51-23
Maryland (1999)	6	304	W, 49-10
UNC (2000)	4	263	W, 63-14

FSU "FIRSTS" AGAINST NORTH CAROLINA

- ◆ Freshman fullback Randy Golightly gained his first career carry against the Tar Heels. He gained six yards during the Seminoles' fourth position of the third quarter and gained a first down on a second-and-one play. Florida State scored its seventh touchdown of the game two plays later.
- ◆ Senior tailback Jeff Chaney scored his first touchdown of the season and the eighth of his career.
- ◆ Freshman running back Greg Jones was credited with his first career carry (five yards in the third quarter) and scored his first career touchdown (one yard in the fourth quarter).
- ◆ Senior quarterback Marcus Outzen passed for his first touchdown of the 2000 season — a 24-yard fourth quarter pass to Nick Maddox to put the Seminoles up 56-14.
- ◆ True freshman Devard Darling caught his first pass of his career — a 21-yarder from Marcus Outzen in the fourth quarter.
- ◆ Senior tight end Nick Franklin recorded his first catch of the 2000 season — a 22-yarder from Chris Weinke in the second quarter.
- ◆ Redshirt sophomore Chance Gwaltney punted for his first time as a Seminole. He connected on a 39-yarder which was received by the Tar Heels at their own 10.
- ◆ Senior Clevan Thomas returned two punts — the first of his career — for 27 yards.

2000 YEAR IN REVIEW

FLORIDA STATE - 31 LOUISVILLE - 0

SEPTEMBER 23 • DOAK CAMPBELL STADIUM • TALLAHASSEE, FL



By BRENT KALLESTAD
Associated Press Writer

TALLAHASSEE, Fla. — Chris Weinke picked a good time to have a bad night. Weinke and Florida State's offense struggled with its passing game Saturday, but linebacker Tommy Polley and the defense didn't need much help.

Polley returned an interception for one touchdown and forced a fumble to set up another as No. 2 Florida State extended major college's longest winning streak to 16 games.

Weinke threw for 221 yards and a touchdown, ran 2 yards for another, but was intercepted three times in a penalty-filled game. He had not been intercepted in the first three games.

Florida State's defense, which has now scored in five straight games, handed Louisville its first shutout since 1992.

Florida State's last shutout was a 48-0 victory over Clemson two years ago.

Louisville (2-1) lost its only real scoring opportunity in the fourth quarter when the Cardinals had a first down at the

Florida State 2. Two running attempts and two passes by Dave Ragone failed.

The Cardinals averaged 46 points and 435 yards in victories over Kentucky and Grambling, but managed only three of its 210 yards on the ground. Louisville picked up 109 of its yards in the fourth quarter.

Polley's 4-yard interception return for a touchdown, a 5-yard scoring run by Travis Minor and Matt Munyon's 23-yard field goal gave the Seminoles (4-0) a 17-0 halftime lead.

Minor's touchdown came two plays after Polley forced a fumble by Louisville's Tony Stallings that was recovered by Florida State's Derrick Gibson at the Louisville 6.

Minor picked up 120 yards on 20 carries, his second straight game over the 100-yard mark, to help the Seminoles overcome five turnovers.

Munyon, who was awarded the starting job after Bowden tried three different kickers a week ago, hit all four extra point kicks in addition to the field goal, but missed a 32-yard field goal on the final play of the third quarter.

Each team was penalized 13 times with Louisville assessed 133 yards and Florida State 110.

The Seminoles have won 31 straight games on their home field, where they have not been defeated in 48 games dating back to a 17-16 loss to Miami in 1991.



Senior Travis Minor rushed for 120 yards in the Seminoles' 31-0 win over Louisville.

SCORE BY QUARTERS

Louisville	0	0	0	0	0
Florida State	7	10	14	0	31

First Quarter

FSU—Minor 5 run (Munyon kick), 7:35.

Second Quarter

FSU—FG Munyon 23, 10:31.

FSU—Polley 4 interception return (Munyon kick), 4:41.

Third Quarter

FSU—Weinke 2 run (Munyon kick), 10:33.

FSU—Bell 31 pass from Weinke (Munyon kick), 4:38.

TEAM STATISTICS

	UL	FSU
First Downs	10	29
Rushes-Yards	21-3	48-235
Passing	207	274
Comp-Att-Int	24-45-1	23-34-3
Return Yards	3	90
Punts-Avg.	8-44	1-39
Fumbles-Lost	2-1	2-2
Penalties-Yards	13-133	13-110
Time of Possession	28:07	31:53
Attendance		80,741



Jamal Reynolds

Tommy Polley

INDIVIDUAL STATISTICS

RUSHING—UL: Stallings 9-13, Lester 6-(minus 1), Ragone 6-(minus 9). **FSU:** Minor 20-120, Chaney 10-72, Jones 4-38, McCray 4-10, Maddox 2-9, Ford 3-1, Outzen 2-(minus 6), Weinke 3-(minus 9).

PASSING—UF: Ragone 24-44-1-207, Watkins 0-1-0-0. **FSU:** Weinke 18-29-3-221, Outzen 5-5-0-53.

RECEIVING—UL: Ghent 7-123, Jackson 5-47, Branch 5-20, Parker 3-10, Stallings 2-11, Lester 2-(minus 4). **FSU:** Minor 5-45, Minnis 4-73, Maddox 2-26, Boldin 2-21, Gardner 2-19, Morgan 2-19, Bell 1-31, Sprague 1-17, Jones 1-13, Franklin 1-7, Golightly 1-4, Chaney 1-(minus 1).



FSU's defense held Louisville to just three yards rushing in the shutout of the visiting Cardinals.

LOUISVILLE GAME NOTES HIS FIRST SINCE...

QB Chris Weinke's interception in today's first quarter was his first in 127 pass attempts dating back to the third quarter of the Sugar Bowl. Weinke threw another interception late in the second quarter. The last time Weinke threw more than one interception in a game was vs. Virginia on October 30, 1999 when he recorded three.

SNOOP SETS PERSONAL SINGLE-SEASON HIGH

In just the fourth game of the season, Marvin Minnis has already set a single-season best in receptions with 24. Minnis' previous single-season high was 22 catches in 1998 in which he appeared in every game. Coming into tonight's game, Minnis had already established a new single-season mark for receiving yards with 339. His previous single-season high was 338 in 1998. After tonight's first half, he has 401 receiving yards on the season.

DEFENSE SCORES AGAIN!

LB Tommy Polley's interception (the second of his career) for a touchdown in the second quarter marked the fifth straight game in which the Seminole defense has scored points. Jeff Chaney returned a block punt for a TD in the Sugar Bowl while FSU recorded safeties in both the BYU and Georgia Tech games. Chris Hope returned a fumble for a TD against North Carolina.

LOTS OF TARGETS

QB Chris Weinke had 172 yards passing in the first half of tonight's game but even more impressive is the fact that he completed passes to eight different receivers.

NEGATIVE YARDAGE

Louisville's -9 yards rushing in the first half marks the second time this season that the FSU defense has held its opponent to negative rushing yardage in the first half. BYU had -13 yards rushing in the first half and finished with -2 yards rushing for the game.

A MINOR MOVE

With his first quarter TD, Travis Minor now has 25 career rushing touchdowns, putting him in sole possession of fourth place on the Florida State all-time charts. Amp Lee holds down the third spot with 30.

CAUSED ANOTHER FUMBLE

The FSU defense has caused nine fumbles, while recovering five, and has five interceptions on the season.

GO FOR IT

Both teams went for it on fourth down in their first series of tonight's game. However, neither first drive resulted in a score or a first down. It was FSU's fifth, fourth-down attempt this season. On the previous four attempts, the Tribe scored touchdowns.

WEINKE TIES TORRETTA FOR CONSECUTIVE WINS

With tonight's victory, Chris Weinke recorded his 24th consecutive win as a starting quarterback, tying former Miami QB Gino Torretta (who handled the color commentary for tonight's game for espn2) for fourth place all-time. Weinke is 25-1 at FSU and his last loss was at NC State on September 12, 1998.

MINOR'S MOVIN' UP

TB Travis Minor's 40-yard rush in the third quarter was the longest rush of the season for Florida State. Minor also moved into fourth place, and ahead of Sammie Smith, on FSU career-rushing yardage chart with 2,605. Larry Key holds the third-place spot with 2,953.

MINOR AND HIS 100-YARD GAMES

With 120 yards rushing tonight, Travis Minor now has 13, 100-yard games in his career. Minor has now recorded two straight 100+ yard games. The last time Minor recorded back-to-back 100-yard games was when he recorded three straight 100-yard rushing performances in the 1998 season. Minor rushed for 130 yards vs. Virginia, 102 yards vs. Wake Forest and 127 yards against Florida.

WEINKE RUSHES FOR ONE

QB Chris Weinke's rushing touchdown in the third quarter was his first since November 7, 1998 vs. Virginia.

CONSECUTIVE 200-YARD GAMES

With 221 passing yards tonight, Chris Weinke now has 16 consecutive 200-yard passing games and 24 for his career.

WITH THIS TOUCHDOWN

Chris Weinke recorded his 55th career TD pass with his completion to Atrews Bell in the third quarter. Weinke is now in a three-way tie for fourth place on the ACC Career Touchdown Passes list with Ben Bennett of Duke and Shawn Moore of Virginia.

RUSHING FOR 200 YARDS

FSU's 235 yards rushing tonight is the most the Tribe has rushed for since the 1996 Georgia Tech game when FSU rushed for 265 yards. The last time the Tribe had a 200-yard rushing game was in 1997 vs. Virginia when the Seminoles recorded 212 yards rushing.

THE LAST TIME FSU HAD A SHUTOUT

The last time the Tribe recorded a shutout was October 17, 1998 in a 48-0 home win over Clemson. The last time Louisville was shutout was September 19, 1992 when the Cardinals fell 19-0 at Arizona State.

MAEDER MAKES APPEARANCE

Fullback Chad Maeder, who injured his knee in the preseason, made his first appearance of the season tonight.

NEW RENEGADE

Sharky, who has served as Renegade since 1990, has retired and officially passed the reigns in a ceremony at halftime this evening. "Leo" now becomes Renegade 4.

FLORIDA STATE - 59 MARYLAND - 7

SEPTEMBER 28 • BYRD STADIUM • COLLEGE PARK, MD



By DAVID GINSBURG
AP Sports Writer

COLLEGE PARK, Md. — As the game reached a merciful conclusion, Chris Weinke watched the action in a chair beyond the end zone, his left foot immobilized and elevated.

The scene put a damper on an otherwise delightful night for No. 2 Florida State and its record-setting quarterback.

Weinke threw three touchdown passes before leaving early in the third quarter with an apparent sprained ankle, and the Seminoles cruised to a 59-7 victory Thursday night.

William McCray scored on two short runs and Atreus Bell caught two TD passes for the Seminoles (5-0, 3-0 ACC), who built a 32-7 halftime lead en route to their 17th straight victory.

Weinke left after his third touchdown pass made it 38-7. With rival Miami next on the Seminoles' schedule, coach Bobby Bowden was probably ready to pull his senior quarterback anyway.

The severity of the injury was not immediately known.

Weinke went 11-for-15 for 234 yards. His final TD pass gave him 58 for his

career, breaking Danny Kanell's school record.

It was 25-0 before Maryland (2-2, 0-1) got its initial first down, on a 74-yard touchdown run by LaMont Jordan.

Jordan finished with 114 yards rushing, his first 100-yard game of the season, but Maryland managed only eight first downs, four on the final drive of the game. Calvin McCall, who was victimized by several dropped passes, went 10-for-27 for 100 yards and one interception.

Florida State is 11-0 against Maryland, winning by an average of 34 points. The Seminoles have scored at least 48 points in eight of the last nine games between the teams.

After the Terrapins took the opening kickoff and gained only 1 yard in three plays, the Seminoles quickly covered 59 yards to go up 7-0. Weinke went 3-for-3 for 36 yards before McCray ran in from the 1.

Maryland again did nothing on offense, and a 28-yard punt return by Clevan Thomas set up a career-long 44-yard field goal by Matt Munyon.

The Terrapins' next possession featured two dropped passes, and after the Seminoles' first punt, a botched pitchout by McCall was recovered by FSU at the Maryland 16. Although the Seminoles couldn't convert, a coffin-corner punt by Keith Cottrell set up a safety for a 12-0 lead.


Immediately after the free kick, Robert Morgan slipped behind Curome Cox on the right sideline and hauled in a 58-yard touchdown pass.

The Terrapins not only found it impossible to get a first down, but they couldn't help giving the ball away. An interception by the Seminoles' Chris Hope led to a 2-yard touchdown run by McCray and a 25-0 lead.

Maryland ended its first-down drought and snapped the shutout with one play, Jordan's lengthy touchdown run off a block by tight end Jeff Dugan.

Undaunted, the Seminoles made it 32-7 on a 2-yard pass from Weinke to Bell with 14 seconds left in the half.

At that point, a good portion of the 47,044 at Byrd Stadium headed for the exits. It was the biggest crowd at Maryland since 1995.



Jamal Reynolds had two sacks, including one for a safety, his second of the year, in the win over Maryland.

SCORE BY QUARTERS

Florida State	10	22	13	14	59
Maryland	0	7	0	0	7



Robert Morgan

Brian Allen

First Quarter

FSU-McCray, W. 1 yd run (Munyon, M. kick), 2:36

Second Quarter

FSU-Munyon, M. 44 yd field goal, 3:19

FSU-TM safety

FSU-Morgan, R. 58 yd pass from Weinke, C. (Munyon, M. kick), 0:19

FSU-McCray, W. 2 yd run (Munyon, M. kick failed), 2:00

MD-Jordan, L. 74 yd run (Kopka, B. kick), 0:57

Third Quarter

FSU-Bell, A. 2 yd pass from Weinke, C. (Munyon, M. kick), 5:11

FSU-Bell, A. 34 yd pass from Weinke, C. (Munyon, M. kick blockd), 1:18

FSU-Golightly, R. 1 yd run (Munyon, M. kick), 5:03

Fourth Quarter

FSU-Darling, Devard 15 yd pass from Outzen, M. (Munyon, M. kick), 3:39

FSU-Ford, D. 5 yd run (Munyon, M. kick), 4:56

TEAM STATISTICS

	FSU	MD
First Downs	29	8
Rushes-Yards	63-260	26-124
Passing	353	100
Kickoff Returns	3-64	9-158
Interception Ret.	1-11	1-0
Comp-Att-Int	27-18-1	27-10-1
Punts	3-37.3	9-41.7
Fumbles-Lost	0-0	3-1
Penalties-Yards	8-65	6-40
Time of Possession	36:11	23:49
Attendance		47,044

INDIVIDUAL STATISTICS

RUSHING-FSU: Minor, T. 16-82, Chaney, J. 8-57, Ford, D. 12-57, Outzen, M. 7-31, McCray, W. 10-30, Golightly, R. 4-14, Maddox, N. 1-9, Weinke, C. 5-minus 20. **MD:** Jordan, L. 17-114, Kalapinski, M. 3-11, Sikyala, M. 2-1, McCall, C. 4-minus 2.

PASSING-FSU: Weinke, C. 11-15-0-234, Outzen, M. 7-12-1-119. **MD:** McCall, C. 10-27-1-100.

RECEIVING-FSU: Morgan, R. 3-103, Minnis, M. 3-66, Boldin, A. 3-52, Minor, T. 3-29, Maddux, N. 2-41, Bell, A. 2-36, Darling, Devard 1-15, Franklin, N. 1-11. **MD:** Gary, G. 4-59, Sikyala, M. 2-18, Monroe, S. 1-12, James, E. 1-7, Williams, J. 1-5, Cruz, M. 1-minus 1.

MARYLAND GAME NOTES

NFL SEMINOLES MAKE AN APPEARANCE

Three former Seminole greats currently in the NFL were on the sidelines for tonight's game. Baltimore Raven linebacker Peter Boulware (who is the older brother of FSU freshman linebacker Michael Boulware), and Philadelphia Eagles Corey Simon and Tra Thomas were on hand tonight. All three of the former 'Noles were first round NFL draft picks. No school has produced more first round picks than Florida State since 1989 (18). FSU also had more players on NFL opening day rosters (38) than any other college.

KICKOFF WAS THE EASY PART FOR POLLEY AND DOCKETT

Maryland natives Tommy Polley and Darnell Dockett probably did more work this week out of practice than inside it. The two called in every favor on the team to satisfy 160 tickets between them. Polley's mother Amy was in attendance.

STARTING OUT HOT

In FSU's five games this season, the offense has scored on its first possession all but once, and that was last week against Louisville. FSU went for it on fourth and one and the ball was dropped by a Seminole receiver in the endzone. In addition, FSU is also 4 of 5 in scoring on their second possessions of the season. The Tribe scored on its first two possessions tonight against Maryland.

DEFENSE SCORES FOR SIXTH CONSECUTIVE GAME

Defensive end Jamal Reynold's 10th sack of the season on the first play of the second quarter resulted in a safety. FSU's defense has now scored points in each of the five games this season, and the last six in a row dating back to the Sugar Bowl last year.

FLOAT LIKE A BUTTERFLY, STUNG BY A BEE

Florida State coaches and players got a scare during practice Tuesday when wide receiver Snoop Minnis went down screaming in the open field. Minnis grabbed at his leg and coaches feared a broken leg as he was running in the open field. As it turns out, the slender wide out was laid out for 30 minutes by a bee sting on the leg. FSU trainer Randy Oravetz claimed the bee weighed more than Minnis.

POLLEY OUT FOR COIN TOSS

Senior linebacker Tommy Polley joined season captains Chris Weinke (offense), Brian Allen (defense) and Jean Jeune (special teams) for the coin toss. FSU coaches select the captains who serve during the regular season. The team votes for the permanent captains at the end of the season and they are recognized as the official team captains.

OLYMPIC GOLD FOR FORMER SEMINOLE

The Moore Athletic Center was a buzz on Wednesday as the Seminoles learned that the U.S. Baseball team had won olympic gold. The honor was special to FSU fans as former Seminole first baseman Doug Mientkiewicz was the hero in a couple of the wins.

GOOD FROM 44

Matt Munyon nailed a career-long 44 yard field goal in the first quarter. His previous career high was 23 yards against Louisville. Munyon was 1 of 4 on field goal tries coming into the game.

PLAYING A LOT OF GUYS AGAIN

FSU played all but 17 dressed players in the first quarter alone tonight. Florida State played 52 players over the first 15 minutes.

FLORIDA STATE - 24 MIAMI - 27

OCTOBER 7 • THE ORANGE BOWL • MIAMI, FL



By RICHARD ROSENBLATT
AP Football Writer

MIAMI—After 1,013 yards, 100 passes and 51 points, Florida State-Miami came down to Wide Right III.

Amazing.

When Matt Munyon's 49-yard field goal attempt sailed wide right as time expired, No. 7 Miami had a 27-24 victory over No. 1 Florida State on Saturday, derailing the Seminoles' national championship run and putting itself back into contention.

Even the Orange Bowl scoreboard carried the message: "WIDE RIGHT III" lit up as the crowd of 80,903 — third largest in U-M history — filed out of the stadium.

Until the frantic final minutes, Mi-

ami (4-1) had an answer for everything Florida State (5-1) tried. Four times in the first half, the Seminoles failed to score from inside the Hurricanes' 26-yard line.

A week after replacing Nebraska in the top spot of the AP poll, the Seminoles fell behind 17-0 at the half. But they staged a furious rally in the final minutes behind Heisman Trophy contender Chris Weinke, who was 28-of-59 for a career-high 496 yards and three TDs — the final one a 29-yarder to Atraves Bell with 1:37 left that put the Seminoles ahead 24-20.

But Ken Dorsey answered for Miami, which took over on its own 32. Dorsey hit 6-of-7 passes, including hook-ups with Santana Moss for 13 yards, with Wayne for 17 yards and with Moss again

for 19 yards to the FSU 8. A delay of game penalty moved the ball back 5 yards, and then Dorsey hit backup tight end Jeremy Shockey with a 13-yard scoring pass with 46 seconds to go.

Florida State, denied several national title shots during the heyday of this rivalry from 1987-93, had its 17-game winning streak — longest among major colleges — ended. The loss also ended the Seminoles' 26-game regular-season winning streak.

The Seminoles had 565 yards, the Hurricanes 448. Jamal Reynolds, Florida State's star defensive end with 10 sacks entering the game, had just one tackle. Neither team had a sack.

Trailing 20-17, Florida State got a break when Miami's Najeh Davenport fumbled and FSU linebacker Brian Allen made his second recovery of the game, this one at the Canes 48. Four plays later, the Seminoles had their brief lead on Weinke's TD pass to Bell.

Miami ended a five-game losing streak against Florida State, games it lost by an average of 22.2 points. The last time these teams met when both were in the Top 10 was 1996.

Miami moved to a 17-0 halftime lead, marking the first time since 1988 the Seminoles had been shut out in the first half. It was the Hurricanes who did it, too, leading by the same score en route to a 31-0 win.

In the opening 30 minutes, Dorsey outplayed Weinke, who wore a hard plastic covering to protect a sprained left foot. Dorsey threw a 22-yard touchdown pass to Davenport, Williams scored from a yard out and Todd Sievers kicked a 31-yard field goal.

Weinke came out strong in the third quarter, and led the Seminoles to a field goal — an 18-yarder by Munyon — and then threw a 48-yard touchdown pass to Anquan Boldin. And just like that — with 8:03 left in the third quarter — the Seminoles trailed 17-10.

Florida State blew a chance for more points. Two plays after Florida State's TD, the Seminoles took over on the Miami 32 when Allen recovered a third-quarter fumble by Williams. But 20 yards worth of penalties pushed them back to their own 48 and they were forced to punt.

Miami then increased its lead to 20-10 on a 37-yard field goal by Sievers, with Dorsey hitting passes of 18 yards to Wayne, 13 to Williams and 14 to Robert Williams.



Marvin Minnis returned home to Miami and had seven catches for 145 yards in the loss to the Hurricanes.



Chris Weinke

Tay Cody

The Seminoles cut it to 20-17 with 3:15 left in the game on Weinke's 2-yard TD pass to Boldin.

SCORE BY QUARTERS

Florida State	0	0	10	14	24
Miami	7	10	3	7	27

First Quarter

UM-Davenport 22 pass from Dorsey (Sievers kick), 7:08.

Second Quarter

UM-DJ Williams 1 run (Sievers kick), 12:58.
Mia-FG Sievers 31, 4:14.

Third Quarter

FSU-FG Munyon 18, 11:34.
FSU-Boldin 48 pass from Weinke (Munyon kick), 8:03.
UM-FG Sievers 37, 3:28.

Fourth Quarter

FSU-Boldin 2 pass from Weinke (Munyon kick), 3:15.
FSU-Bell 29 pass from Weinke (Munyon kick), 1:37.
UM-Shockey 13 pass from Dorsey (Sievers kick), 0:46.

TEAM STATISTICS

	FSU	UM
First downs	29	20
Rushes-yards	27-69	35-120
Passing	496	328
Comp-Att-Int	29-58-2	27-42-0
Return Yards	17	51
Punts-Avg.	6-39	7-41
Fumbles-Lost	1-1	3-3
Penalties-Yards	8-58	13-99
Time of Possession	27:18	32:42
Attendance		80,905

INDIVIDUAL STATISTICS

RUSHING-FSU: Minor 12-36, McCray 6-17, Chaney 8-16, Outzen 1-0. **UM:** Jackson 23-98, DJ Williams 5-16, Davenport 6-8, team 1-(minus 2).

PASSING-FSU: Weinke 29-58-2-496. **UM:** Dorsey 27-42-0-328.

RECEIVING-FSU: Minnis 7-145, Bell 6-146, Boldin 6-108, Minor 5-43, Morgan 3-47, Chaney 1-6, McCray 1-1. **UM:** Moss 7-115, Davenport 4-60, Wayne 3-44, Shockey 3-24, DJ Williams 3-13, Mercer 2-43, Jackson 2-(minus 6), King 1-14, R. Williams 1-14, Jones 1-7.

MIAMI GAME NOTES

'CANES STRIKE FIRST

Miami's first quarter touchdown that gave the 'Canes a 7-0 advantage marked the first time this season that an FSU opponent has scored before the Seminoles. In fact, North Carolina was the only team that the FSU defense allowed to score in the first quarter. Today's game also marked the first time FSU has been held scoreless in the first quarter since the UVA game on October 30th of last year. FSU trailed 10-7 at the half in that game but went on to win 35-10.

THE LAST TIME...

...FSU trailed by 14 points was the 1998 season, national championship game vs. Tennessee in the Fiesta Bowl. FSU fell behind 14-0 and then lost the game, 23-16.

...FSU trailed by double digits at halftime was last year's Clemson game (October 23, 1999) when the Tigers held a 14-3 advantage. The Seminoles went on to win 17-14.

...FSU was held scoreless in the first half was vs. Miami on September 3, 1988. No. 1-ranked FSU trailed 17-0 at the half and lost 31-0.

...FSU failed to score in two consecutive quarters was the September 12, 1998 vs. NC State when the Seminoles scored seven on their first play from scrimmage and were shutout the remainder of the game.

PLAYING IN THE FIRST QUARTER

All but 17 Seminoles, who dressed for today's game, saw action in the first quarter for a total of 56 players, including seven defensive linemen.

FRESHMEN IMPACT

On the opening kickoff, freshman Michael Boulware caused the fumble while Charles Howard recovered it. It was a first for both.

SEYMOUR SEES ACTION

Senior defensive end Roland Seymour saw action for the first time this season in the first quarter of today's game.

WEINKE AND 300 YARD GAMES

With today's 496-yard effort today, Chris Weinke now has nine career 300-yard games. Danny Kanell holds the record at FSU with 10. Today's game marked the first time that FSU has lost when Weinke has thrown for more than 300 yards.

WEINKE HAS CAREER PASSING YARDS

Chris Weinke's had a career-high 496 passing yards today. His previous career high was 443 yards in FSU's 26-21 win at Georgia Tech on September 9th.

WEINKE ON THE ACC CHARTS

With 496 yards today, Chris Weinke moved ahead of Gary Scholfield (Wake Forest), Scott Milanovich (Maryland) and Mike Elkins (Wake Forest) and into eighth place on the ACC Career Passing Yardage chart with 7,646 yards. Weinke also moved into second place on the ACC Career Touchdown Passes list with 61, passing NC State's Jamie Barnette. The ACC leader is Georgia Tech's Joe Hamilton with 65.

THREE RECEIVERS RECORD OVER 100 YARDS

Atrews Bell — career high 146 yards - previous career high was 96 vs. UNC this year
Snoop Minnis — career high 145 yards - previous career high was 137 vs. BYU this year
Anquan Boldin - career high 108 yards - previous career high was 100 vs. Georgia Tech this year.

FLORIDA STATE - 63 DUKE - 14

OCTOBER 14 • DOAK CAMPBELL STADIUM • TALLAHASSEE, FL



By BRENT KALLESTAD
Associated Press Writer

TALLAHASSEE, Fla. — Florida State took out its frustration on winless Duke.

Chris Weinke threw for a school-record 536 yards and five touchdowns

as No. 7 Florida State bounced back from last week's loss at Miami with a 63-14 victory over Duke on Saturday night. Weinke, who has passed for 1,032 yards in the last two games, picked apart Duke's defense, throwing to 10 receivers for 446 yards and four touch-

downs by halftime as the Seminoles built a 42-0 lead.

Weinke has now thrown for 2,510 yards and 20 touchdowns with Virginia, North Carolina State, Clemson, Wake Forest and Florida remaining on the Florida State schedule.

Florida State (6-1, 4-0 Atlantic Coast Conference) ran the ball just five times while throwing 41 passes in the first half.

Duke (0-6, 0-3 ACC) scored twice in the third quarter on Ronnie Hamilton's 84-yard punt return and Chris Douglas' 44-yard TD run.

Florida State, which fell out of the No. 1 ranking after last week's 27-24 loss, scored on third play of the game when Robert Morgan grabbed a sideline pass from Weinke in full stride and ran 71 yards for the touchdown.

Weinke also found Boldin, Atrews Bell and Snoop Minnis for touchdowns while Travis Minor and William McCray scored on short runs and freshman Rufus Brown scored the final touchdown on a 28-yard interception return.

Bell, who caught a 21-yard scoring pass in the second quarter, caught his ninth scoring pass of the season in the third quarter—a 48-yarder from Weinke. Weinke also became the ACC career leader in touchdown passes.

His 66 TD passes surpassed the mark held by Georgia Tech's Joe Hamilton. Florida State's former passing yardage mark was held by Bill Cappleman, who threw for 508 yards against Memphis State in 1969.

Freshman walk-on Stephen de la Motte of San Luis Obispo, Calif., relieved Weinke in the fourth quarter in the absence of backup Marcus Outzen, who was suspended.

Bowden's 310th career coaching victory and 66th in the ACC moved him into a second place tie with Clemson's Frank Howard in career conference wins.

Florida State, bidding for a ninth straight ACC title, has lost just two conference games since joining the league in 1992.


Chance Gwaltney handled the extra point kicking duties, converting nine straight although he missed a 37-yard field goal try. He replaced Matt Munyon, who missed two field goals last week against Miami.



Chris Weinke threw for a school record 536 yards in only three quarters in the 63-14 win over Duke.

SCORE BY QUARTERS

Duke	0	0	14	0	14
Florida State	28	14	14	7	63



Jeff Chaney

Rufus Brown

First Quarter

FSU—Morgan 71 pass from Weinke (Gwaltney kick), 14:07
 FSU—Boldin 4 pass from Weinke (Gwaltney kick), 11:56
 FSU—McCray 1 run (Gwaltney kick), 5:06
 FSU—Bell 21 pass from Weinke (Gwaltney kick), 1:00

Second Quarter

FSU—Minor 2 run (Gwaltney kick), 12:20
 FSU—Minnis 9 pass from Weinke (Gwaltney kick), :08

Third Quarter

DU—Hamilton 84 punt return (Garber kick), 10:25
 FSU—Bell 48 pass from Weinke (Gwaltney kick), 9:20
 FSU—Ford 4 run (Gwaltney kick), 3:31
 Duke—Douglas 44 run (Garber kick), 1:45

Fourth Quarter

FSU—Brown 28 interception return (Gwaltney kick), 14:44

TEAM STATISTICS

	DU	FSU
First Downs	15	29
Rushes-Yards	33-108	25-71
Passing	152	536
Comp-Att-Int	15-37-1	37-49-1
Return Yards	94	76
Punts-Avg.	10-42	6-46
Fumbles-Lost	2-10	0-0
Penalties-Yards	15-124	8-85
Time of Possession	33:10	26:50
Attendance		80,280

INDIVIDUAL STATISTICS

RUSHING—DU: Douglas 14-88, Epperson 4-20, Wade 6-19, Moore 1-15, Pierce 1-3, Bryant 7-(minus 37). **FSU:** Ford 7-35, Jones 9-34, Minor 3-15, Douglas 1-7, Golightly 1-3, McCray 1-1, Chaney 1-(minus 3), Weinke 1-(minus 9), de laMotte, 1-(minus 12).

PASSING—DU: Bryant 15-37-1-152. **FSU:** Weinke 37-47-1-536, de la Motte 0-2-0-0.

RECEIVING—DU: Hart 4-69, Brzezinski 3-40, Erdeljac 2-14, Moore 1-10, Battier 1-6, Love 1-5, Pierce 1-4, Douglas 1-2, Epperson 1-2. **FSU:** Chaney 8-99, Minor 7-54, Morgan 4-98, Bell 4-63, Minnis 4-54, Boldin 3-77, Walker 3-55, Gardner 2-23, McCray 1-8, Maddox 1-5.

DUKE GAME NOTES

COIN TOSS

Tonight's game marked the first time this season that FSU didn't win the coin toss.

OPEN WEEK

Duke and FSU's next two opponents, Virginia and NC State, all have open weeks before playing the Seminoles.

WHAT A START

On FSU's first two possessions, Chris Weinke had 146 yards passing and he hit five receivers while going 7-for-8. FSU scored touchdowns on every possession of the first quarter.

IN THE FIRST QUARTER

Chris Weinke had more passing yards in the first quarter of tonight's game than he has had in two other games this season. Against Louisville, Weinke totaled 221 yards passing in three quarters, while at Maryland, he had 234 yards in two quarters and one series of the third quarter.

FIRST RECEPTION SINCE...

WR Javon Walker's first quarter reception for 26 yards was his first since the Georgia Tech game. Walker missed the North Carolina, Louisville and Maryland games with an ankle injury and played at Miami but did not catch a ball.

WEINKE TIES KANELL FOR CAREER 300 YARD GAMES

With 446 yards in the first half, Chris Weinke recorded his 10th career 300-yard game, tying Danny Kanell for first place on the FSU all-time records charts.

ALREADY HIS...

Weinke's 446 yards in the first half tonight already ranks as his second-best single game performance at FSU. His best single game effort was 496 yards at Miami last week, while his third best was 443 yards at Georgia Tech on September 9th.

SNOOP'S FIRST CATCH

Senior receiver Snoop Minnis, who was the team leader in receptions at 34 entering tonight's game, recorded his first catch of the game with 3:10 left in the first half. In the first half, however, Weinke hit 11 different receivers, including Minnis.

TAILBACKS AMONG LEADING RECEIVERS

Tailbacks Jeff Chaney and Travis Minor were among the top four FSU receivers, by yards, and top two by receptions, in tonight's first half. Chaney led the way in both categories with seven catches for 88 yards, while Minor tied for first in receptions with seven and fourth with 54 yards.

A DUKE NOTE...

The Blue Devils have two players playing on both sides of the ball tonight for the first time in their careers. Wide receivers Kyle Moore and Jeff Phillips received their first action at cornerback tonight.

WEINKE NOW TIED FOR FIRST AS THE ACC CAREER TD LEADER

With four TDs in the first half, Chris Weinke tied Georgia Tech's Joe Hamilton as the ACC Career Touchdown Passes leader with 65.

THE RECORDS KEEP FALLING...

On his 48-yard touchdown pass to Atrews Bell at the 9:20 mark of the third quarter, which gave him 517 yards, Chris Weinke set a new FSU single-game passing yardage record. Bill Cappleman held the previous record with 508 yards vs. Memphis State on Nov. 15, 1969. Weinke now holds two of the top three FSU single-game bests (496 yards at Miami is the other) and he is the only player in FSU history to hold three of the top eight single-game passing performances.

WEINKE NOW FIRST AS THE ACC CAREER TD LEADER

With five TDs tonight, Chris Weinke now has 66 career passing touchdowns, making him the ACC's Career Touchdown Passes leader. Weinke surpassed Georgia Tech's Joe Hamilton who recorded 65 in his career.

BIG PLAY FOR BROWN

Redshirt freshman cornerback Rufus Brown recorded his first career interception tonight and returned it for a touchdown, marking the sixth game this season that the Seminole defense has scored. The FSU defense did not score in the Miami game.

FIVE TDS IS SEASON-HIGH

Weinke's five touchdowns tonight was a season-high. He has now recorded five games where he has thrown for at least four touchdowns. His career-high is six TDs in the 1999 game vs. Maryland.

WEINKE'S OFFENSIVE PERFORMANCE...

Weinke's 536 yards in tonight's game is tied for the 36th-best single game passing performance in NCAA history.

AN OLYMPIAN IN THE HOUSE

Former FSU baseball player Doug Mientkiewicz, a gold medal winner on the USA baseball team, was in attendance tonight. Mientkiewicz, who graduated from FSU in 1995, plays in the minor leagues with the Minnesota Twins' organization.

BACK UP QUARTERBACK

Freshman walk-on quarterback Stephen de la Motte played the entire fourth quarter in tonight's game and he was 0-for-2.

2000 YEAR IN REVIEW

FLORIDA STATE - 37 VIRGINIA - 3

OCTOBER 21 • DOAK CAMPBELL STADIUM • TALLAHASSEE, FL



By BRENT KALLESTAD
Associated Press Writer

TALLAHASSEE, Fla. — Although No. 6 Florida State's offense sputtered at times Saturday, the defense was almost

perfect in a 37-3 victory over Virginia. Florida State (7-1, 5-0 Atlantic Coast Conference) forced five turnovers and totaled five sacks while holding Virginia to just 199 total yards — 33 rushing.

Freshmen Bryson Spinner and Matt Schaub handled Virginia's quarterback duties in place of senior starter Dan Ellis, who missed the game with a hamstring injury. Spinner was 9-of-21 for 130 yards and sacked four times. Schaub was 5-of-6 for only 36 yards and both were intercepted.

Snoop Minnis caught two touchdown passes and William McCray scored twice on short runs and freshman Chance Gwaltney added three field goals as the Seminoles extended the nation's longest homefield unbeaten streak to 50 games, including 33 straight wins.

Florida State has not lost at home since a 17-16 defeat to Miami in 1991.

Minnis, who had four receptions for 131 yards, caught scoring passes from Weinke that covered 58 and 30 yards.

Gwaltney kicked field goals of 22, 36 and 25 yards for the once-beaten Seminoles, who are trying to claw their way back into contention for a third straight appearance in the national championship game.

The Seminoles took advantage of numerous Virginia mistakes early on their way to a 27-0 halftime lead. In addition to the turnovers, Virginia had two bad center snaps that resulted in losses totaling 60 yards.

Virginia (4-3, 3-2) avoided a shutout when David Greene hit a 37-yard field goal early in the third quarter. The Cavaliers fumbled away a chance — on a bad handoff — for a touchdown in the fourth quarter at the Florida State 1.


Although Weinke and the offense were at times sluggish, Florida State still rolled up 554 yards, including 426 in the air. The Seminoles, who lead the nation in yardage, have rolled up over 500 yards in seven straight games.

Weinke was 16-of-28 for 274 yards in three quarters. Backup Marcus Outzen was 6-of-7 for 152 yards.

Florida State scored in the opening 86 seconds when linebacker Tommy Polley chased down an errant Virginia snap and ran 9 yards to the Cavaliers' 1 to set up McCray's first touchdown.

On Florida State's next offensive series, Minor's 67-yard run set up the first Gwaltney's field goal.

Bowden recorded his 311th career victory to move within three of Amos Alonzo Stagg, who is fourth on the career list. Bowden also picked up his 67th ACC win (against two losses) to move into second place in conference history, ahead of former Clemson coach Frank Howard.



Brian Allen had an interception and the FSU defense did not allow Virginia to score a touchdown in their eighth game of the year.



Snoop Minnis

Ryan Sprague

Bowden trails Welsh, who has 83.

SCORE BY QUARTERS

Virginia	0	0	3	0	3
Florida State	13	14	3	7	37

First Quarter

FSU—McCray 1 run (Gwaltney kick), 13:34
 FSU—FG Gwaltney 22, 7:09
 FSU—FG Gwaltney 36, 1:56

Second Quarter

FSU—Minnis 30 from Weinke (Gwaltney kick), 11:52
 FSU—McCray 1 run (Gwaltney kick), 4:44

Third Quarter

UVA—FG Greene 37, 10:39
 FSU—FG Gwaltney 25, 0:55

Fourth Quarter

FSU—Minnis 58 pass from Weinke (Gwaltney kick), 13:56

TEAM STATISTICS

	UVA	FSU
First downs	17	21
Rushes-yards	46-33	33-128
Passing	166	426
Comp-Att-Int	14-27-2	22-35-1
Return Yards	16	41
Punts-Avg.	6-48	3-42
Fumbles-Lost	3-3	1-1
Penalties-Yards	10-85	9-77
Time of Possession	32:59	27:01
Attendance		79,121.

INDIVIDUAL STATISTICS

RUSHING—UVA: Womack 24-63, Harris 7-22, Mason 1-17, Spinner 9-2, Schaub 2-(minus 5), Ward 1-(minus 6), team 2-(minus 60).
FSU: Minor 9-89, Chaney 8-20, McCray 6-16, Jones 4-12, Outzen 2-3, Ford 1-0, Bell 1-(minus 4), Weinke 2-(minus 8).

PASSING—UVA: Spinner 9-21-1-130, Schaub 5-6-1-36. **FSU:** Weinke 16-28-1-274, Outzen 6-7-0-152.

RECEIVING—UVA: Luzar 6-74, Mason 2-20, McMullen 1-23, Baber 1-18, Washington 1-14, McGrew 1-10, Johnson 1-5, Harris 1-2. **FSU:** Minnis 4-131, Sprague 4-87, Boldin 3-73, Bell 3-30, Minor 3-20, McCray 2-13, Gardner 1-52, Golightly 1-14, Ford 1-6.

VIRGINIA GAME NOTES

FAB FOUR 2000

In 1988, the receiving corp of Terry Anthony (550), Ronald Lewis (484), Bruce LaSane (406), and Lawrence Dawsey (365), known as FSU's Fab Four, combined for a total of 1805 yards that season. This season, the foursome of Marvin Minnis, Atreus Bell, Anquan Boldin and Robert Morgan have already recorded 1877 yards coming into today's game.

FIRST QUARTERS

The tables have turned this week. In last week's Duke game, QB Chris Weinke was 17-for-19 with 238 yards and three TD's after the first quarter. Today, Weinke attempted just four passes, completing one for six yards. While in the first quarter last week, FSU had just two rushes for one yard, and this week, the Tribe was 6-for-76 yards rushing in the first quarter. In both games, however, FSU led by double digits after the first 15 minutes. Against Duke, FSU led 28-0 while in today's game, FSU had a 13-0 lead.

RUN TRAVIS RUN

Senior Travis Minor's 67 yard run in the first quarter marked the tailback's second longest rush of his career. Minor's career long was 87 yards at Virginia in 1997. His previous long of this season was 40 yards vs. Louisville.

MINOR AGAINST THE CAVS

Travis Minor's three longest rushes of his career have all come against Virginia. As a rookie in 1997, Minor recorded a career-long 87 yard run for a touchdown. In 1999, Minor had a 66-yard scoring run at UVA and today's 67 yard run helped set up a field goal for FSU.

DEFENSE DOING THE JOB

The FSU defense held UVA to just 78 yards of total offense in the first half, marking the fourth time Florida State has held an opponent to under 100 yards of total offense in the first half. FSU held BYU to 22 yards of total offense in the first two quarters while Louisville managed just 65 yards of total offense and Duke had just 93 yards.

DUCEES WILD

William McCray's two touchdowns today against Virginia marks the second time this season that McCray has scored twice in the first half of a game. The fullback from Jacksonville scored two first half TD's against Maryland in College Park on September 28.

"WATCH" FOR THE 1949 NOLES

The 1949 Seminoles were honored today at halftime. That season, FSU defeated Wofford College, 19-6, in the Cigar Bowl and the players were promised watches as the bowl gift, however, they never received them and received miniature rubber footballs instead. During today's ceremony, the players were presented with watches commemorating that game, courtesy of the FSU athletics department.

FRANKLIN OUT FOR GAME

With a right knee sprain, TE Nick Franklin is out for the rest of today's game.

CAREER LONG

Marvin Minnis' 58 yard touchdown catch at the beginning of the third quarter not only marked the senior's season-long, but his career-long. His previous career-long was a 43-yarder vs. Duke on September 19, 1999.

DEFENSE COMES UP BIG AGAIN

For the third time this season, the FSU defense has held its opponent to rushing totals of 33 yards or under. BYU was held to -2 yards rushing and Louisville had just 3 yards. For the game, UVA had just 199 yards of total offense — the lowest total for an FSU opponent this season. The second lowest total was Louisville who was held to just 210 yards of total offense.

SPLENDID DAY FOR SPRAGUE

Senior TE Ryan Sprague, who had seven receptions for his career coming into this game, had a career game this afternoon with four receptions for 87 yards. Sprague was second in yardage only to Marvin Minnis who had seven catches for 131 yards. The last time an FSU tight end caught four passes in a game was the 1997 game vs. Florida when Melvin Pearsall recorded four receptions for 26 yards and a touchdown.

SNOOP STRONG AGAIN

With 131 yards today, Marvin Minnis had his fourth 100-yard receiving game of the season and of his career. His career-high was seven catches for 145 yards at Miami this season.

FLORIDA STATE - 58 NC STATE - 14

OCTOBER 28 • CARTER-FINLEY STADIUM • RALEIGH, NC



By DAVID DROSCHAK
AP Sports Writer

RALEIGH, N.C. — Bobby Bowden kicked himself for not running the ball more two years ago in an upset loss to North Carolina State. There was no second-guessing Saturday night as No. 6 Florida State rolled over the No. 21 Wolfpack 58-14.

The Seminoles (8-1, 6-0 Atlantic Coast Conference) spent most of the first half polishing their ground game against a Wolfpack team led by former Florida State assistant Chuck Amato.

FSU scored four touchdowns in a

span of 14 minutes in the second quarter. Florida State's emphasis on the ground attack was displayed in the play selection by Bowden, the Seminoles ran 14 more running plays than passing plays in the opening 30 minutes.

Travis Minor had 92 of his season-high 129 yards in the first half and scored on two 2-yard runs as the Seminoles won their 68th ACC game in 70 tries with a season-high 324 yards rushing on 54 carries.

With losses earlier Saturday by No. 1 Nebraska and No. 5 Clemson, the Seminoles are once again in the national title picture and two victories away from a

ninth straight ACC crown.

Bowden, who won his 312th game, posed for photographers near midfield 45 minutes before the game started. Amato gave his former boss a red sweater as the two cracked jokes.

But there was little joking once the game started and the Seminoles began to dominate yet another ACC opponent.

The Wolfpack (5-2, 2-2) intercepted FSU quarterback Chris Weinke six times in a 24-7 win here in 1998, but its defense could do little to stop the Seminoles' ground attack, and N.C. State trailed 27-0 at halftime.

N.C. State's freshman sensation Philip Rivers was intercepted three times in the first half, with Tay Cody returning one interception 52 yards for a touchdown 48 seconds before halftime.

Florida State, which has outscored opponents 99-14 in the first quarter this season, was held scoreless in the first 15 minutes but cranked up its offense in the second quarter.

Weinke's 69th career TD pass and NCAA-leading 23rd this season came on the first play of the second quarter.

Anquan Boldin made a nifty spin move at the 10 to avoid two defenders for a 24-yard score.

Five minutes later, Minor scored the first of his two short TD runs, carrying seven straight times in a 44-yard drive.

After another short punt gave Florida State good field position, Weinke completed a pair of passes and Minor scored again from short range.

A holding penalty by the Seminoles on a punt kept alive an N.C. State drive that eventually died when Cody stepped in front of tight end Willie Wright and raced untouched into the end zone.

The interception return was the first given up by Rivers, who went over the 2,000-yard mark. But N.C. State's 119 yards of offense in the first half was a season low.


Amato tricked his former boss twice in the first two minutes of the second half to get the crowd of 52,384 back into the game.

A fake punt produced an 81-yard scoring pass from Austin Herbert to Adrian Wilson to trim the FSU lead to 20. On the ensuing kickoff, the Wolfpack recovered an onside kick.

But N.C. State turned the ball over on downs at the Florida State 37, and the Seminoles tacked on 31 more unanswered points to put the game out of reach.



Tay Cody returned an interception 52 yards for a touchdown and FSU piled up a five-year high in rushing yards (324) in a 58-14 win over Top 25 ranked NC State.



Travis Minor

David Warren

SCORE BY QUARTERS

Florida State	0	27	10	21	58
NC State	0	0	7	7	14

Second Quarter

FSU-Boldin 24 pass from Weinke (kick failed), 14:54
 FSU-Minor 2 run (Cimorelli kick), 9:55
 FSU-Minor 2 run (Cimorelli kick), 4:55
 FSU-Cody 52 interception return (Cimorelli kick), :48

Third Quarter

NCS-Wilson 81 pass from Herbert (Passingham kick), 12:47
 FSU-FG Cimorelli 38, 8:18
 FSU-Chaney 16 run (Cimorelli kick), 2:06

Fourth Quarter

FSU-Golightly 1 run (Cimorelli kick), 14:31
 FSU-Walker 10 pass from Outzen (Cimorelli kick), 11:42
 NCS-Wright 18 pass from Rivers (Passingham kick), 8:09
 FSU-G.Jones 5 run (Cimorelli kick), 1:13

TEAM STATISTICS

	FSU	NCS
First Downs	26	15
Rushes-Yards	54-324	22-49
Passing	195	235
Comp-Att-Int	14-22-0	21-43-3
Return Yards	115	0
Punts-Avg.	2-46.0	7-33.0
Fumbles-Lost	1-0	2-0
Penalties-Yards	14-148	10-79
Time of Possession	32:14	27:46
Attendance		52,384

INDIVIDUAL STATISTICS

RUSHING-FSU: Minor 24-129, G.Jones 7-78, Chaney 10-53, Ford 6-38, Golightly 5-19, McCray 1-5, Meander 1-2. **NCS:** R.Robinson 13-30, Moore 1-22, Hannum 2-9, Rivers 6-(minus 12).

PASSING-FSU: Weinke 13-21-0-185, Outzen 1-1-0-10. **NCS:** Rivers 19-40-3-150, Herbert 1-1-0-81, Peterson 1-1-0-4, team 0-1-0-0.

RECEIVING-FSU: Minnis 3-60, Sprague 3-50, Boldin 2-46, Bell 2-15, Walker 1-10, Donaldson 1-9, Chaney 1-3, Golightly 1-2. **NCS:** R.Robinson 5-17, Wright 4-50, Leak 4-39, K.Robinson 3-23, Hannum 2-17, Wilson 1-81, Roberts 1-5, Peterson 1-3.

NC STATE GAME NOTES

Warren Snares First Career Interception

David Warren's interception in the first quarter was his first career INT. It was also the first interception for an FSU defensive lineman this season and the team's 10th interception this year. Interceptions by Tay Cody and Clevan Thomas in the second quarter raised that total to 12 on the season.

Blanked in the First Quarter For Only the Second Time

FSU's failure to score in the first quarter against NC State marks only the second time this season that the 'Noles have not scored in the first quarter. Miami held the Seminoles scoreless over the first 15 minutes in their 27-24 win.

Big First Half For Travis

Travis Minor's 92 yards rushing in the first half are the most he has managed over the first 30 minutes of a game this season.

Three Yards and a Cloud of Dust

For the first time this season, Florida State rushed for more yards than it passed for in the first half of a game. The Seminoles gained 122 yards on the ground and 92 through the air.

Going To Need More Tees

Florida State used three kickers on extra points in the first half alone. The player who successfully kicked the last three extra points was Brett Cimorelli who raised his season totals to 5-of-6 on extra points.

First TD For Tay

Tay Cody's 52-yard interception return for a touchdown in the second quarter was his first-ever career return for a score. The score marked the third time this season that the Seminoles have returned a pick for a touchdown. Rufus Brown returned one against Duke and Tommy Polley had one against Louisville.

Shooting Blanks in the First Half

The Seminoles' first half shutout marks the fifth time this season that the Seminoles have shut out their opponent in the first half. FSU shut out BYU, Louisville, Duke and Virginia before holding NC State scoreless over the first half tonight.

Tight End in Motion

FSU tight end Carver Donaldson's catch at 5:22 left in the third quarter is the fourth of his career and his first of this season.

Lucky 13

With Travis Minor's 13-yard gain in the third quarter, the Seminole running back eclipsed the 100-yard mark on the ground for the 13th time in his career. Following the Seminoles' win over NC State, FSU is 12-1 in games when Minor reaches 100 rushing yards or more.

Running Into The Record Books

With his 129 yards rushing in tonight's game, Travis Minor moves into third on the all-time rushing list at Florida State with 2,956 career rushing yards, surpassing Larry Key (2,953).

The Streak Ends at 20

Chris Weinke ended his streak of 20-straight 200+ passing yard games in the 'Noles' win over NC State. Weinke ended the day 13-for-21 for 185 yards with one touchdown.

Season Best For Minor

Travis Minor's 129 yards rushing marks the sixth-best ground game Minor has produced in his career at Florida State. It also marks Minor's top rushing performance of the 2000 season. Minor's career-high is 157 yards, coming against Virginia in 1997. Minor also tied the team's season record in TD rushes with two.

Running Through Raleigh

Before tonight's game, Travis Minor had never before rushed for over 100 yards against North Carolina State. His 129 yards and two touchdowns earned him player of the game accolades by ESPN.

Outscoring Their Opponents

With the Seminoles 58-14 win over NC State, they have extended their average margin of victory over their opponents to 32.6 points per game. Including tonight, FSU has scored over 50 points four times this season, including UNC (63), Maryland (59) and Duke (63). In their last three games (since losing to Miami) FSU has bettered its opponents 158-31.

Jones' Career Best

Freshman Greg Jones notched a season- and career-high in rushing yards with his 78 yards against NC State. Jones' former season-high was 38 yards, coming against Louisville. Jones has now collected 197 total rushing yards this season. He also scored his second career touchdown at FSU, the first of which came against North Carolina.

FLORIDA STATE - 54 CLEMSON - 7

NOVEMBER 4 • DOAK CAMPBELL STADIUM • TALLAHASSEE, FL



Bowden Bowl II turned into the "Chris Weinke Show" as he threw for 521 yards including a school record 98 yarder to Marvin Minnis.

By EDDIE PELLIS
AP Sports Writer

TALLAHASSEE, Fla. — They call it tough love, and Bobby Bowden doled out a bundle to his son Tommy on Saturday night.

Chris Weinke threw for 521 yards and No. 4 Florida State rolled to a 54-7 victory, turning Bowden Bowl II into a complete embarrassment for No. 10 Clemson and coach Tommy Bowden.

The Seminoles (9-1, 7-0) improved to 37-0 in Atlantic Coast Conference games at home, and clinched the ACC title for the ninth straight time. Clemson (8-2, 6-2) lost its second straight after an 8-0 start, and will spend an off week soothing egos.

The Seminoles finished with 771 yards, the most ever allowed by Clemson, and drilled home just how far Tommy Bowden's rebuilding project has yet to go.

Somebody asked Tommy if he still loves his daddy after such a beating. "Yeah," he said. "But not as much." Because there is very little to build on after a loss like that. It's unlike last season, when Clemson led by 11 at halftime before falling 17-14 to the Seminoles in Death Valley, where Bobby Bowden earned his 300th career victory.

When the starters finally came out, Clemson had basically quit anyway. FSU backup Davy Ford broke an 82-yard touchdown run that left Tommy Bowden in shock, kneeling on the sideline, head in hands as the Florida State crowd chanted, "Who's your daddy? Who's your daddy?"

It was a victory that should impress poll voters, and surely keep Florida State well in the race to defend its national title. The Seminoles will try to cap a seventh perfect ACC season next week against Wake Forest (1-7), before closing the regular season Nov. 18 against No. 6 Florida.

Florida State's excellence may have been defined by Weinke's 98-yard touchdown pass to Snoop Minnis in the first quarter. Using a wonderful play-action fake in which he stood flat-footed in the end zone with his back to the line of scrimmage, Weinke turned suddenly and fired a laser downfield to Minnis, who had the fooled Clemson defensive backs beaten by 20 yards. It was an easy sprint to the end zone from there, as Weinke and Minnis broke the record for Florida State's longest touchdown pass, set by Jimmy Jordan and Kurt Unglaub in 1976, Bobby

Bowden's first season at FSU.

"That's called a 'gym' play," Bowden said. "That means we don't work on it outside where someone might see it. We work on it in the gym. It worked, and we had a feeling it would."

The touchdown gave Florida State a 10-0 lead. More telling — it offered a textbook example of the way good teams respond to bad breaks, stealing the momentum Clemson had just gained when punter Jamie Somaini nailed a 74-yard kick to the Seminoles' 2. Clemson had other chances to be competitive, but squandered most of them.

Trailing 10-7 in the first quarter, the Tigers used a good punt return to take over on Florida State's 18. After three plays netted minus-2 yards, Tommy Bowden called a fake field goal, but it fooled nobody.

Late in the first half, Jason Holloman recovered a fumble in Florida State territory. Clemson quarterback Woody Dantzler answered with an interception on the next play.

The Tigers opened the third quarter with a nice defensive stand, but Dantzler fumbled on the first play after the punt. Florida State drove 50 yards and Randy Golightly scored his second touchdown to put the Seminoles ahead 30-7.

Dantzler played the first 2 1/2 quarters despite the sore left ankle that has limited him the last two weeks. He finished 7-for-21 for 91 yards.

Weinke completed 27 of 43 passes and has 3,490 passing yards this season, breaking Thad Busby's single-season record.

SCORE BY QUARTERS

Clemson	7	0	0	0	7
Florida State	10	13	17	14	54

First Quarter

FSU-FG Cimorelli 28, 9:03

FSU-Minnis 98 pass from Weinke (Cimorelli kick), 7:17

CU-Zachery 4 run (Hunt kick), 4:58

Second Quarter

FSU-FG Cimorelli 35, 12:12

FSU-FG Cimorelli 28, 6:51

FSU-Golightly 1 run (Cimorelli kick), 2:09

Third Quarter

FSU-Golightly 1 run (Cimorelli kick), 10:17


FSU-FG Cimorelli 34, 7:09

FSU-Chaney 4 run (Cimorelli kick), 4:27

Fourth Quarter

FSU-Chaney 42 pass from Weinke (Cimorelli kick), 12:18

FSU-Ford 82 run (Cimorelli kick), 8:13



Derrick Gibson

Javon Walker

TEAM STATISTICS

	CU	FSU
First downs	17	28
Rushes-yards	36-95	40-250
Passing	167	521
Comp-Att-Int	15-38-3	27-43-0
Return Yards	151	62
Punts-Avg.	8-40.1	3-36.3
Fumbles-Lost	3-1	2-2
Penalties-Yards	8-59	13-143
Time of Possession	27:13	32:47
Attendance		82,514

INDIVIDUAL STATISTICS

RUSHING—CU: Zachery 14-76, Dantzler 12-8, Rambert 3-6, Simmons 7-5. **FSU:** Minor 13-102, Ford 2-81, Chaney 10-52, Jones 6-23, Goolightly 4-4, Weinke 5-(minus 12).

PASSING—CU: Dantzler 7-21-2-91, Simmons 7-16-1-72, Lazzara 1-1-0-4. **FSU:** Weinke 27-43-2-521.

RECEIVING—CU: Watts 6-65, Zachery 4-10, Gardner 3-75, Rambert 1-13, Scott 1-4. **FSU:** Bell 6-111, Walker 6-109, Minnis 4-163, Boldin 4-54, Chaney 2-51, Gardner 2-21, Goolightly 2-14, Minor 1-(minus 2).

CLEMSON GAME NOTES

LONGEST IN HISTORY

Chris Weinke's 98-yard touchdown pass to Snoop Minnis in the first quarter...was the longest in FSU history. The previous record was a 96 yarder from Jimmy Jordan to Kurt Unglaub vs. Virginia Tech on November 20, 1976.
...was the longest TD pass given up in Clemson history. The previous record was 97 yards by Mark Fellers to Craig Brantley vs. Virginia Tech on November 16, 1974.
...tied the ACC record which was set on November 11, 1972 by NC State's Bruce Shaw to Pat Kenney vs. Penn State.

FIRST SINCE JOINING THE LEAGUE

Clemson's first quarter touchdown was the first TD that the Tigers have scored at Doak Campbell since FSU joined the ACC in 1992. In fact, the Tigers had scored just three points total in their last four trips to Tallahassee. The last TD that Clemson scored in Tallahassee was in 1989—a 75 yard run by Terry Allen in a 34-23 Clemson victory.

MORE ALREADY

At the 14:15 mark of the second quarter, on a 29-yard pass play to Javon Walker, Chris Weinke had already recorded 194 yards in the game—nine more than his total (185) in last week's game at NC State.

NEW DOAK CAMPBELL RECORD

Tonight's attendance of 82,514 is the largest crowd to see a game at Doak Campbell Stadium. Last year's Clemson-FSU game in Clemson brought out 86,092 fans—which ranks as the largest crowd to see a game in Death Valley.

THE BUTKUS IS HERE

The Butkus Award trophy is here tonight and there are three semifinalists for the 2000 award playing in tonight's game. FSU's Brian Allen and Tommy Polley and Clemson's Keith Adams are all semifinalists. The Butkus Award is given annually to the nation's top linebacker by the Downtown Athletic Club of Orlando.

WEINKE MOVIN' UP THE CHARTS

With 302 yards in the first half, Weinke now has 11 career 300-yard games, making him FSU's all-time leader. Danny Kanell is the second with 10, 300-yard games. With 3,241 yards this season, Weinke is now just 47 yards away from setting a new FSU single season passing yards record. Weinke also moved into fourth place on the ACC Career Passing Yardage list with 8,943. He passed Georgia Tech's Joe Hamilton who had 8,882 career passing yards and is nearing third place which is currently held by Duke's Spence Fischer (9,021).

FIELD GOALS

Brett Cimorelli's three field goals marked the first time this season that FSU has attempted and recorded three field goals in the first half.

ON THE PASS

FSU's 302 total passing yards in the first half has already surpassed the Tribe's total passing yards in four of their last eight victories over Clemson.

1992 258 yards FSU 24-20
1994 199 yards FSU 17- 0
1995 170 yards FSU 45-26
1999 258 yards FSU 17-14

SNOOPIN' AROUND

With 163 yards in tonight's first half, Snoop Minnis has now surpassed 1,000 yards for the season with 1,031 yards.

WEINKE SETS SINGLE SEASON PASSING YARDS RECORD

On his 31-yard completion to Javon Walker in the third quarter, Chris Weinke set a new FSU single season passing yards record with 3,331 yards. The previous record was 3,317 set by Thad Busby in 1997. Following tonight's game, Weinke now has 3,490 on the season.

WALKER IS WALKING THE WALK

Junior receiver Javon Walker had the best night of his FSU career tonight with six catches for 109 yards. His previous high was 70 yards off of eight catches in the season-opener vs. BYU.

MOST FIELD GOALS

FSU's four field goals tonight is the season-high for the Seminoles. The single game record is five field goals set on three different occasions.

NOW IN THIRD

Chris Weinke moved into third place on the ACC Career Passing Yardage list with 9,162 yards. He passed Georgia Tech's Joe Hamilton in the first half, who was in fourth place with 8,882 career passing yards, and then passed Duke's Spence Fischer, who was in third place with 9,021 yards.

FOURTH 400 YARDER

With tonight's 521-yard performance, Chris Weinke recorded his fourth, 400+ yard game of the season and of his career.

THREE RECEIVERS WITH 100-YARD GAMES

For the second time this season, three different FSU receivers recorded 100+ yard games. Atrews Bell (111), Snoop Minnis (163) and Javon Walker (109). Against Miami, Bell had 146 yards, Minnis had 145 yards and Anquan Boldin had 108 yards.

ANOTHER 100-YARD GAME FOR MINOR

With 102 yards tonight, Travis Minor recorded his fourth 100-yard game of the season and 14th career 100-yard game.

OFFENSIVE POWER

Florida State has recorded the two most productive total offensive games for an opponent in Clemson history. The Seminoles set a new mark with 771 yards tonight while the previous record was 634 total yards set in a 57-0 FSU win in 1993.

ONE FOR THE RECORD BOOKS

FSU's 771 yards of total offense against Clemson moved the 2000 squad into third place for the most total yards ever by a Seminole team in a single season. The 2000 season total is currently 5,589. The record is 6,576 set by the 1993 Seminoles. The 2000 squad is averaging more total offense per game (558.9) than any other Seminole team. The previous record was 548 yards per game set in the 1993 season.

GOLIGHTLY DOESN'T GO LIGHTLY IN FIRST CAREER START

Redshirt freshman fullback Randy Goolightly made the most of his first career start tonight in place of the injured William McCray. Goolightly had two touchdowns and two receptions for 14 yards.

NOT A RUSHING TEAM?

Florida State's 250 rushing yards tonight marked the fourth time that the Seminoles have recorded a 200+ yard rushing game this season. In the last two games, FSU has rushed for 574 yards.

BUILT FORD TOUGH

Davy Ford's 82 yard touchdown run in the fourth quarter was the junior's career-long. His previous long was 23. He now has four career touchdowns.

OUTSCORING THE TIGERS

Since joining the ACC in 1992, FSU has outscored Clemson 210-10 in Tallahassee.

FLORIDA STATE - 35 WAKE FOREST - 6

NOVEMBER 11 • GROVES STADIUM • WINSTON-SALEM, NC



WINSTON-SALEM, N.C. — There were few smiles in Florida State's locker room after their 29-point victory over Wake Forest. Despite the win, the third-ranked Seminoles felt like losers.

Chris Weinke threw for 324 yards and five touchdowns — three to Marvin Minnis — to lead Florida State to a 35-6 win over the Demon Deacons on Saturday.

"It's gotten to be that the expectations are so high with this team, that if we don't win by 50 we didn't do a good job," Weinke said. "Winning by 29 is still nice, but we know it's probably going to cost

us."

Until the Bowl Championship Series standings are released Monday, it remained to be seen whether the Seminoles (10-1, 8-0 ACC) would hold their second-place edge over Miami. The teams that finish 1-2 in the final BCS standings will play in a national title game in the Orange Bowl on Jan. 3.

Oklahoma, a 35-31 winner over Texas A&M on Saturday, was first in last week's BCS standings. Miami beat Pittsburgh 35-7, and could sneak past Florida State in the standings based on strength of schedule. Weinke said the Seminoles fully

expected to slip behind Miami, but could get the spot back with a win over No. 5 Florida in next week's regular-season finale.

Florida State led only 21-6 at the start of the fourth quarter. But Weinke, who also had two interceptions, threw touchdown passes of 4 and 14 yards to Anquan Boldin on consecutive series to give the Seminoles a 35-6 lead with 7:22 to play.

But Wake Forest ate up a chunk of clock on its next series, finally turning the ball over on downs on the 27 with 2:08 to play.

Marcus Outzen replaced Weinke and began throwing the ball. On second-and-9 at the Wake 43, he appeared to hook up with Boldin on the 8, but the receiver dropped the ball as he hit the sideline and the officials ruled it incomplete.

Outzen was intercepted on the next play by Quintin Williams, who was hit out of bounds at the end of a 40-yard return that caused a flurry of pushing and shoving along the Wake Forest sideline with 25 seconds to play.

Wake Forest then took four shots at the end zone to end the game.


The win was the 314th of Bowden's career, tying him with Amos Alonzo Stagg for the fourth most in Division I-A.

The Seminoles lost three tailbacks to injury during the game. When Bowden took starter Travis Minor out with a slightly sprained ankle in the second half, backup Jeff Chaney was knocked out of the game with a sprained right knee. Bowden said Chaney was likely out for the season with torn knee ligaments.


His replacement, Davy Ford, left one series later with a possible fractured collarbone. When fourth-stringer Greg Jones temporarily limped off the field two plays later, Bowden was forced to use receiver Nick Maddox in the backfield.

Maddox, who had three carries through Florida State's first 10 games, carried the ball four times for 52 yards before Jones returned.

The game remained close in the first half thanks to Florida State's errors. Weinke got the Seminoles on the board six plays into their first drive with a 10-yard touchdown pass to Minnis that made it 7-0. But the Seminoles stumbled through their next three possessions and, after a Wake Forest field goal, needed a 36-yard TD pass



Snoop Minnis caught three touchdown passes in FSU's 35-6 win at Wake Forest, which gave FSU an NCAA record-extending 14th year with 10 or more wins.



Nick Maddox

Tommy Polley

from Weinke to Minnis to take a 14-3 lead into halftime.

SCORE BY QUARTERS

Florida State	7	7	7	14	35
Wake Forest	0	3	3	0	6

First Quarter

FSU-Minnis 10 pass from Weinke (Cimorelli kick), 10:18

Second Quarter

WF-FG Ashe 28, 9:27

FSU-Minnis 46 pass from Weinke (Cimorelli kick), 7:57

Third Quarter

WF-FG Ashe 44, 9:21

FSU-Minnis 16 pass from Weinke (Cimorelli kick), 5:40

Fourth Quarter

FSU-A.Boldin 4 pass from Weinke (Cimorelli kick), 11:08

FSU-A.Boldin 14 pass from Weinke (Cimorelli kick), 7:22

TEAM STATISTICS

	FSU	WF
First Downs	23	17
Rushes-Yards	25-229	46-162
Passing	327	114
Comp-Att-Int	24-39-3	11-26-1
Return Yards	87	56
Punts-Avg.	3-45.7	7-43.0
Fumbles-Lost	0-0	2-0
Penalties-Yards	8-77	7-55
Time of Possession	21:57	38:03
Attendance		27,071

INDIVIDUAL STATISTICS

RUSHING-FSU: Minor 9-72, Maddox 4-52, Jones 3-46, Gardner 1-29, Ford 3-19, Boldin 1-8, Chaney 2-3, Golightly 1-3, Weinke 1-(minus 3). **WF:** Williams 23-95, Stone 6-40, Mughelli 6-11, Davis 1-7, Young 1-5, Scott 2-4, Love-Lane 1-2, MacPherson 4-0, McCoy 2-(minus 2).

PASSING-FSU: Weinke 23-36-2-324, Outzen 1-3-1-3. **WF:** MacPherson 11-25-1-114, McCoy 0-1-0-0.

RECEIVING-FSU: Minnis 6-122, Minor 6-59, Gardner 3-44, Sprague 2-34, Boldin 2-18, Chaney 2-16, Bell 1-23, Golightly 1-8, Jones 1-3. **WF:** Williams 5-65, T. Williams 2-12, Caldwell 1-13, Davis 1-12, Thomas 1-12, Love-Lane 1-0.

WAKE FOREST GAME NOTES

OPENING DRIVES

Florida State has now scored on eight of their 11 opening drives this season. The only games FSU failed to score on its first drive were against Louisville, Miami and NC State.

SNOOPIN' AROUND

With his six catches in today's game, Snoop Minnis now has 55 receptions for the season, which is more than he had recorded in the three previous seasons combined. Minnis had a total of 52 career receptions coming into this season. With three touchdowns and 122 yards in today's game, Minnis has nine scores on the year and six, 100-yard games. He had six career TDs heading into this season.

BOWDEN TIES AMOS ALONZO STAGG

With today's win, Bobby Bowden notched his 314th career victory, tying him with Amos Alonzo Stagg for fourth place on the all-time Division IA coaching victory list.

ANOTHER 10-WIN SEASON

With today's win, FSU has secured its 14th straight 10-win season. The Seminoles hold the NCAA record for consecutive 10 win seasons with 14.

TAY-KING IT AWAY

In the second quarter of today's game, senior CB Tay Cody recorded his fourth interception of the year. He leads that team with that mark and now has 10 interceptions in his career.

300-YARD GAMES

With today's 324-yard performance, Chris Weinke has now recorded 12, 300-yard games in his career, making him the ACC's all-time leader. Maryland's Scott Milanovich was the previous record holder with 11. Weinke has also recorded four, 400+ yard passing games. Milanovich is the ACC's all-time leader with five of those. Weinke is tied with WF's Rusty LaRue with two, 500+ yard games.

AMONG NCAA ALL-TIME LEADERS

With five touchdowns today, Chris Weinke now has 76 career touchdowns, ranking him in sole possession of 14th place all-time in NCAA history. Donavon McNabb (Syracuse) and John Elway (Stanford) are tied for 12th place with 77.

UP TO NUMBER TWO

With 324 passing yards today and 9,486 yards in his career, Chris Weinke moved up to second place on the ACC Career Passing Yardage list. He passed NC State's Jamie Barnette who had 9,461 career passing yards. The leader is Duke's Ben Bennett who recorded 9,614 career passing yards.

TATUM PLAYS

Sophomore cornerback Malcolm Tatum saw action today for the first time since the BYU game. Tatum has been slowed by a stress fracture.

TOTAL OFFENSE

Florida State has recorded at least 509 yards of total offense in nine of 10 games this season. FSU had just 375 in the season-opener vs. BYU. The most total offense the Tribe recorded this season was 771 yards vs. Clemson.

FLORIDA STATE - 30 FLORIDA - 7

NOVEMBER 18 • DOAK CAMPBELL STADIUM • TALLAHASSEE, FL



By RICHARD ROSENBLATT
AP Football Writer

TALLAHASSEE, Fla. — Now, Florida State can only wait to see whether the Bowl Championship Series standings deem the Seminoles worthy of defending their national championship.

"That computer better not betray me," coach Bobby Bowden said after the No. 3 Seminoles' 30-7 victory over fourth-ranked Florida on Saturday night. "I'd rather have the computer decide who plays for the championship than a person who may have some biases."

And that's exactly what will happen, but not until Dec. 3, a day after the regular season ends and the BCS computer has crunched the final numbers and decides who plays in the BCS' title game in the Orange Bowl on Jan. 3. Chris Weinke fought off the flu and threw for 353 yards and three touchdowns — two to Marvin Minnis — as Florida State completed its season with a surprisingly easy win over its bitter state rival.

The Seminoles can feel good about their chances because the winner of the Florida-Florida State game has gone on to play for the title five of the last seven years.

Then again, the computer won't take history into account.

Florida State (11-1), third in the current BCS standings behind Oklahoma and Miami, is expected to move ahead of Miami when the new point totals are released Monday. Miami, which beat Florida State on Oct. 7, routed Syracuse 26-0 on Saturday night and closes its season next week against Boston College.

The BCS standings are based on four components — the AP media poll and the coaches' poll, eight computer rankings, strength of schedule and number of losses.

Florida State will gain ground in the schedule strength and computer rankings, but Miami could catch the Seminoles with a big win against the Eagles. No. 1 Oklahoma, meanwhile, still has games against Oklahoma State and then against Kansas State in the Big 12 title game Dec. 2.

Florida (9-2), the SEC East champion, still has a chance to play in the Sugar Bowl if it beats Auburn in the league title game Dec. 2.

In the 45th meeting between these powers, a record crowd of 83,042 witnessed the Seminoles most impressive performance of the season.

Weinke completed 23 of 44 passes and his second TD pass of the game — a 34-yarder to Minnis in the first quarter — made him the Atlantic Coast Conference's career passing leader, moving him ahead of Duke's Ben Bennett.

Weinke, who also enhanced his Heisman Trophy chances, has thrown for 9,789 yards in his career. Bennett had 9,564 yards.

Minnis, who caught three TD passes in last week's win over Wake Forest, had eight catches for 187 yards. For Florida, Jesse Palmer was 17-of-30 for 180 yards and two interceptions. Rex Grossman, who took the first snap and didn't return until the game was decided in the fourth quarter, also threw an interception. He finished 10-of-16 for 98 yards.

With the win, Florida State extended its unbeaten streak at home to 52 games, dating to 1991, and its home winning streak to 35 games, dating to 1994.

Holding a 14-7 lead at the half, the Seminoles took control in the third period thanks to Weinke's passing and Florida's penalties. William McCray capped an 80-yard drive with a 1-yard TD run, but the Gators hurt themselves with two pass interference calls — one against Lito Sheppard trying to stick with Minnis, the other on Todd Johnson, who was flagged for holding Minnis on the goal line. Florida was penalized 14 times for 116 yards.

The Seminoles extended the lead to 27-7 on Weinke's final TD pass — a 51-yarder to Minnis with 1:08 left in the quarter.


When Palmer tried to bring the Gators back, the Seminoles' defense came up with big plays. First, free safety Chris Hope intercepted a pass intended for Reche Caldwell to stop one drive. Then, Tay Cody made his second interception of the game, this one off Grossman, and returned it 58 yards to set up Brett Cimorelli's 33-yard field goal with 10:42 left in the game.

Florida State didn't wait long to seize a 7-0 advantage. After forcing Florida to punt on the first series, the Seminoles took over and Weinke went to work, completing 6 of 8 passes for 70 yards, the final one a 17-yard TD toss to Atreus Bell just 5:49 into the game.

The Gators came right back on their next possession to make it 7-all on Palmer's 5-yard TD pass to Aaron Walker.

The tie was broken 56 seconds later when Weinke found Bell for 42 yards and, on the next play, hit Minnis for a 34-yard touchdown pass.

Weinke came down with flu symp-



Tay Cody's two interceptions headlined an FSU defense that smothered No. 4 Florida allowing them just one score all night.



Chris Weinke

Snoop Minnis

toms Friday and spent eight hours in the hospital taking intravenous liquids. He slept at team physician Kris Stowers' house, and made it to the stadium healthy enough to lead the Seminoles to their biggest win of the season.

And perhaps a chance to defend their national championship.

SCORE BY QUARTERS

Florida	7	0	0	0	7
Florida State	14	0	13	3	30

First Quarter

FSU—Bell 17 pass from Weinke (Cimorelli kick), 9:19

UF—Walker 5 pass from Palmer (Chandler kick), 4:43

FSU—Minnis 34 pass from Weinke (Cimorelli kick), 3:47

Third Quarter

FSU—McCray 1 run (Cimorelli kick), 8:07

FSU—Minnis 51 pass from Weinke (run failed), 1:08

Fourth Quarter

FSU—FG Cimorelli 33, 10:42

TEAM STATISTICS

	UF	FSU
First Downs	15	23
Rushes-Yards	20-37	29-90
Passing	278	353
Comp-Att-Int	27-46-3	23-44-2
Return Yards	179	161
Punts-Avg.	8-47.3	6-31.7
Fumbles-Lost	1-0	0-0
Penalties-Yards	14-116	6-51
Time of Possession	29:20	30:40
Attendance		83,042

INDIVIDUAL STATISTICS

RUSHING—UF: Graham 8-33, Gillespie 9-13, Palmer 3-(minus 9). **FSU:** Minor 27-88, McCray 2-2, 353.

RECEIVING—UF: Gaffney 7-95, Graham 7-63, Caldwell 3-38, Gillespie 3-7, Willis 2-31, Walker 2-26, Haugabrook 1-7, Wells 1-6, Jacobs 1-5. **FSU:** Minnis 8-187, Boldin 7-69, Bell 3-66, Minor 2-13, Sprague 1-7, Walker 1-6, Maeder 1-5.

PASSING—UF: Palmer 17-30-2-180, Grossman 10-16-1-98. **FSU:** Weinke 23-44-2-353.

FLORIDA GAME NOTES

POLITICALLY SPEAKING

Governor Jeb Bush, Lieutenant Governor Frank Brogan, Secretary of State Katherine Harris, Speaker of the House John Thrasher, Commissioner of Education Tom Gallagher, Commissioner of Agriculture Bob Crawford as well as approximately 60 legislators are in attendance this evening.

NO RECOUNT NECESSARY

Snoop Minnis has been named one of three finalists for the 2000 Biletnikoff Award. He is joined by junior Freddie Mitchell of UCLA and sophomore Antonio Bryant of Pittsburgh.

OPENING DRIVES

Florida State has now scored on nine of its 12 opening drives this season. The only games FSU failed to score on its first drive were Louisville, Miami and NC State.

SOMETHING IN COMMON

Chris Weinke is one of only two players in NCAA history to pass for more than 9,500 yards and win a national championship. UF's Danny Wuerffel is the other.

WASTING NO TIME

Snoop Minnis' 34-yard touchdown play marked the 37th time this season that the Seminoles have scored on a drive of six plays or less. In fact, the Tribe has scored 13 times in three plays or less.

CLIMBING THE CHARTS

With 136 yards and 2,047 in his career, Snoop Minnis moved ahead of Rhett Dawson and into ninth place on the FSU Career Receiving Yardage list. His 1,289 yards this season places him in second place on the FSU single-season receiving yardage list. Ron Sellers ranks first with 1,468 yards in the 1968 season.

THE ALL-TIME LEADER

With 279 yards in the first half for 9,765 career yards, Chris Weinke became the ACC's Career Passing Yardage Leader. Weinke surpassed Duke's Ben Bennett on his 34-yard touchdown pass to Snoop Minnis.

AMONG AN ELITE GROUP

With touchdown receptions in today's first half, Snoop Minnis and Atreus Bell have each recorded 10 touchdown receptions this season. Minnis and Bell are two of only nine players in FSU history to catch 10 or more TD passes in a single season.

HEAD COUNT

Tonight's attendance of 83,042 sets a new Doak Campbell Stadium record. The previous mark was 82,514 set this season vs. Clemson.

THE RETURNS AREN'T IN

Twenty-three of Keith Cottrell's 45 punts this season have not been returned. Cottrell is one of 10 semifinalists for the Ray Guy Award.

ALREADY THERE

With seven catches in the first half, Snoop Minnis has already tied his single game career high in receptions. Minnis recorded seven catches in the Miami game and his career high in yardage is 163 yards in the Clemson game. He already has 136 yards in tonight's game.

FIRST CARRY

William McCray's one-yard touchdown run in the third quarter was the junior's first carry of the game.

300-YARD GAMES

With tonight's 353-yard performance, Chris Weinke has now recorded 13, 300-yard games in his career. Weinke has also recorded four, 400-yard passing games. Maryland's Scott Milanovich is the ACC's all-time leader with five of those. Weinke is tied with WF's Rusty LaRue with two, 500+ yard games.

SNOOP'S THE MAN

Senior Snoop Minnis had the best game of his career tonight. The Biletnikoff finalist had eight receptions for 187 yards. His previous highs were seven catches vs. Miami and 163 yards vs. Clemson in games this season.

SINGLE-SEASON TD RECEPTIONS

With 11 TD receptions, Minnis is tied for fifth with E.G. Green (1997) and Fred Biletnikoff (1964) on the FSU single-season charts. Andre Cooper holds the top spot with 15 touchdown receptions in the 1995 season.

DEFENSE HOLD 'EM

The last time Florida State held the Gators to seven or less points was in the 1964 season when the Tribe downed UF 16-7 in Tallahassee. In the 42-year series history between the two schools, FSU has held UF to under 10 points on seven occasions, including tonight's game, but it has been 23 years since that happened. Tonight's 23-point win is FSU's largest margin of victory over UF since the 1977 season when the Tribe won 37-9 in Gainesville. Prior to tonight's contest, the fewest points Florida has scored in a game this season was 27 points in its 27-23 win at Tennessee.

TAY CAN PLAY

Tay Cody's two interceptions tonight marked the first time this season that a Seminole has recorded two interceptions in a game. Cody, who leads the team with six interceptions, has recorded an interception in three straight games.

THERE'S NO PLACE LIKE DOAK

Tonight's win completes FSU's ninth-straight undefeated home season. The last time FSU lost at home was on November 16, 1991 in a 17-16 loss to Miami. FSU owns the nation's longest home unbeaten streak at 52 games and the nation's longest home winning streak at 35 games.

FLORIDA STATE - 2 OKLAHOMA - 13

JANUARY 3 • PRO PLAYER STADIUM • MIAMI, FL



By RICHARD ROSENBLATT
AP Football Writer

MIAMI — Case closed. The Oklahoma Sooners are more than OK, they're national champions.

A smothering defense shut down Florida State and Josh Heupel generated enough offense to give No. 1 Oklahoma a startling 13-2 victory in the Orange Bowl on Wednesday night and its first national title in 15 years.

Oklahoma (13-0) completed a perfect season and made the issue of a split title a moot point.

Finishing as the nation's only unbeaten team, the Sooners were automatically crowned national champs in the coaches' poll under the Bowl Championship Series format.

Oklahoma awaited The Associated Press media poll's release early Thursday, confirming the Sooners as undisputed champs.

No. 3 Florida State (11-2) came into the game as 10 1/2-point favorites and were hoping to become the first team to repeat as national champions since Nebraska in 1994-95. Had the Seminoles won, No. 2 Miami (11-1) would have staked a claim to a share of the title.

Heupel completed 25 of 39 passes for 214 yards and kept the Seminoles' defense off balance all night.

Tim Duncan kicked two field goals and Quentin Griffin scored the clinching touchdown on a 10-yard run up the middle with 8:30 left in the game. Florida State avoided its first shutout in 12 seasons when Stanford Samuels tackled Oklahoma punter Jeff Ferguson in the end zone for a safety with 55 seconds remaining.

Florida State got the ball back on the ensuing free kick, but Weinke's 29-yard pass into the end zone was intercepted by Oteji Jones with 16 seconds left and the celebration began.

After Heupel took a knee and the clock ran down, The Pride of Oklahoma Band broke out in yet another rendition of "Boomer Sooner" and the players and fans converged on the field to celebrate.

The Seminoles offense was a mess. Without All-American receiver Snoop Minnis, suspended for failing grades, and offensive coordinator Mark Richt perhaps preoccupied with his new job as Georgia's new coach, Florida State generated just 301 total yards — 248 under its average.

Weinke was 25-of-51 for 274 yards and two interceptions and a fumble. He did not throw a touchdown pass for the first

time this season.

Oklahoma's ferocious defense was the reason. Led by Orange Bowl MVP Torrance Marshall, the Sooners time and again forced Weinke into bad decisions. Marshall finished with 11 tackles, one interception and one batted ball. With Oklahoma ahead by only 6-0 in the fourth quarter, All-American linebacker Rocky Calmus made his presence felt. He knocked the ball out of Weinke's hands, safety Roy Williams recovered and two plays later, Griffin ran for his touchdown.

After the game, second-year coach Bob Stoops thrust his fist in the air and hugged players and assistants after

It was obvious both teams were coming off long layoffs, the Seminoles last played 45 days ago, the Sooners 32 days ago.

Surprisingly for two high-scoring offenses, the mistake-filled first half ended with the Oklahoma ahead 3-0 on Duncan's 27-yard field goal 7:44 into the game.

The opening 30 minutes featured three turnovers, a missed 30-yard field goal by Florida State's Brett Cimorelli — wide right, naturally — and eight penalties, five for 33 yards against the Seminoles.

Weinke and Heupel each threw an interception, and Sooners receiver Andre Woolfolk fumbled after a 22-yard reception, with Clevan Thomas recovering at the OU 47.

On the next play, Weinke's pass was intercepted by Marshall. Oklahoma drove 44 yards in seven plays before the left-footed Duncan kicked his field goal.

SCORE BY QUARTERS

Florida State	0	0	0	2	2
Oklahoma	3	0	3	7	13

First Quarter

OU-FG Duncan 27, 7:16.

Third Quarter

OU-FG Duncan 42, 4:24.

Fourth Quarter

OU-Griffin 10 run (Duncan kick), 7:46.

FSU-Safety, Ferguson tackled in end zone, :55

TEAM STATISTICS

	FSU	OU
First downs	14	12
Rushes-yards	17-27	36-56
Passing	274	214
Comp-Att-Int	25-52-2	25-39-1
Return Yards	21	48
Punts-Avg.	10-45	8-41
Fumbles-Lost	3-1	2-1
Penalties-Yards	6-38	7-45
Time of Possession	23:27	36:33

Attendance

76,835

INDIVIDUAL STATISTICS

RUSHING-FSU: Minor 13-20, Weinke 4-7.
OU: Griffin 11-40, Heupel 13-23, Works 6-16, Littrell 2-8, Mackey 2-5, team 2- (minus 36).

PASSING-FSU: Weinke 25-52-2-274. **OU:** Heupel 25-39-1-214.

RECEIVING-FSU: Bell 7-137, Minor 5-9, Boldin 3-31, Morgan 3-21, Golightly 3-15, Walker 1-25, Gardner 1-16, Sprague 1-14, Franklin 1-6. **OU:** Griffin 6-23, Mackey 4-23, Works 4-3, Norman 3-49, Woolfolk 3-41, Savage 2-23, T.Smith 2-13, Fagan 1-39.



Atrews Bell



Bradley Jennings



Florida State's defense limited Oklahoma to just 56 rushing yards and 214 total yards in the loss in the Orange Bowl.

ACC FINAL STATISTICS

2000 STANDINGS

TEAM	ACC GAMES							OVERALL							
	W	L	FOR	OPP	HM	RD	NU	W	L	FOR	OPP	HM	RD	NU	STREAK
FLORIDA STATE	8	0	395	86	4-0	4-0	0-0	11	2	511	135	6-0	4-1	1-1	Lost 1
Georgia Tech	6	2	286	164	3-1	3-1	0-0	9	3	386	237	6-0	4-1	0-1	Lost 1
Clemson	6	2	280	189	3-1	3-1	0-0	9	3	416	253	3-3	3-1	0-0	Lost 1
Virginia	5	3	138	169	3-1	2-2	0-0	6	6	242	292	3-2	2-3	0-1	Lost 2
NC State	4	4	221	239	3-1	1-3	0-0	8	4	379	338	4-2	2-3	2-0	Won 2
North Carolina	3	5	199	243	1-3	2-2	0-0	6	5	269	284	4-1	3-2	0-0	Won 3
Maryland	3	5	168	217	2-2	1-3	0-0	5	6	247	284	4-2	1-4	0-0	Lost 2
Wake Forest	1	7	106	299	1-3	0-4	0-0	2	9	181	362	1-5	1-4	0-0	Lost 1
Duke	0	8	143	328	0-4	0-4	1-0	0	11	155	430	0-5	0-6	0-0	Lost 12

2000 ALL-ATLANTIC COAST CONFERENCE FOOTBALL HONORS

1ST TEAM - OFFENSE

QB	CHRIS WEINKE, SR.	FLORIDA STATE
RB	Travis Zachery, Jr.	Clemson
RB	Antwoine Womack, Jr.	Virginia
WR	MARVIN MINNIS, SR.	FLORIDA STATE
WR	Koren Robinson, So.	NC State
TE	Alge Crumpler, Sr.	North Carolina
OT	Chris Brown, Sr.	Georgia Tech
OT	CHAR-RON DORSEY, SR.	FLORIDA STATE
OG	Brent Key, Sr.	Georgia Tech
OG	JUSTIN AMMAN, SR.	FLORIDA STATE
OC	Kyle Young, Jr.	Clemson
PK	Luke Manget, So.	Georgia Tech

2ND TEAM - OFFENSE

QB	George Godsey, Jr.	Georgia Tech
RB	TRAVIS MINOR, SR.	FLORIDA STATE
RB	LaMont Jordan, Sr.	Maryland
WR	Kelly Campbell, Jr.	Georgia Tech
WR	Rod Gardner, Sr.	Clemson
TE	Mike Hart, Jr.	Duke
OT	TARLOS THOMAS, SR.	FLORIDA STATE
OT	BRETT WILLIAMS, SO.	FLORIDA STATE
OG	Will Merritt, Jr.	Clemson
OG	Josh Lawson, Jr.	Virginia
OC	JARAD MOON, SR.	FLORIDA STATE
PK	Jeff Reed, Jr.	North Carolina

HONORABLE MENTION

RB-Joe Burns, So., Georgia Tech; Ray Robinson, Jr., NC State; TE-RYAN SPRAGUE, SR., FLORIDA STATE; Billy Baber, Sr., Virginia; Willie Wright, So., NC State; OT-Jarvis Borum, Sr., NC State; OG-Evan Routzahn, Jr., Virginia; Theo Mougros, Gr., Clemson; OGMONTRAE HOLLAND, SO., FLORIDA STATE; C-Melvin Fowler, Jr., Maryland.

PLAYER OF YEAR

CHRIS WEINKE, SR., FLORIDA STATE

OFFENSIVE PLAYER OF YEAR

CHRIS WEINKE, SR., FLORIDA STATE

DEFENSIVE PLAYER OF YEAR

Levar Fisher, Jr., NC State

ROOKIE OF THE YEAR

Philip Rivers, QB, NC State

COACH OF THE YEAR

George O'Leary, Georgia Tech 44

FIRST TEAM - DEFENSE

DL	JAMAL REYNOLDS, SR.	FLORIDA STATE
DL	Julius Peppers, So.	North Carolina
DL	Greg Gathers, So.	Georgia Tech
DL	Terry Jolly, Sr.	Clemson
LB	Levar Fisher, Jr.	NC State
LB	Keith Adams, Jr.	Clemson
LB	TOMMY POLLEY, SR.	FLORIDA STATE
DB	TAY CODY, SR.	FLORIDA STATE
DB	DERRICK GIBSON, SR.	FLORIDA STATE
DB	Robert Carswell, Sr.	Clemson
DB	Alex Ardley, Jr.	Clemson
SP	Koren Robinson, So.	NC State
P	Brian Morton, Sr.	Duke

SECOND TEAM - DEFENSE

DL	Nick Rogers, Jr.	Georgia Tech
DL	DARNELL DOCKETT, FR.	FLORIDA STATE
DL	DAVID WARREN, SR.	FLORIDA STATE
DL	Kris Jenkins, Sr.	Maryland
LB	Byron Thweatt, Sr.	Virginia
LB	Brandon Spoon, Sr.	North Carolina
LB	BRIAN ALLEN, SR.	FLORIDA STATE
DB	CLEVAN THOMAS, SR.	FLORIDA STATE
DB	Adrian Wilson, Jr.	NC State
DB	Terrence Holt, So.	NC State
DB	Jeremy Muyres, So.	Georgia Tech
DB	CHRIS HOPE, JR.	FLORIDA STATE
SP	Kelly Campbell, Jr.	Georgia Tech
P	KEITH COTTRELL, SR.	FLORIDA STATE

HONORABLE MENTION

DL-Ryan Sims, Jr., North Carolina; Felipe Claybrooks, Sr., Georgia Tech; Terry Bryant, Sr., Clemson; Bryan Ray, Sr., Wake Forest; LB-Chad Carson, Jr., Clemson; Ricardo Wimbush, So., Georgia Tech; Sedrick Hodge, Sr., North Carolina; DB - Errol Hood, Jr., North Carolina; Tim Spruill, Sr., Virginia; Chris Young, Jr., Georgia Tech; Jamara Clark, Sr., Georgia Tech; Shawn Forte, Sr., Maryland; Tony Jackson, Jr., Maryland; P-Brooks Barnard, So., Maryland; SP-John Stone, Jr., Wake Forest

BRIAN PICCOLO AWARD

Ed Wilder, Georgia Institute of Technology

JIM TATUM AWARD

Louis Marchetti, University of North Carolina

JACOBS BLOCKING TROPHY

TARLOS THOMAS, FLORIDA STATE

2000 YEAR IN REVIEW

FLORIDA STATE'S ACC PLAYERS OF THE WEEK

WEEK	PLAYER (AWARD)
1992	
Sept. 7	Marvin Jones (DL)
Sept. 21	Robert Stevenson (OL), Marvin Jones (DL), Corey Sawyer (DB), Tamarick Vanover (R)
Sept. 28	Tamarick Vanover (R)
Oct. 5	Carl Simpson (DL), Tamarick Vanover (R)
Nov. 2	Robert Stevenson (OL)
Nov. 9	Charlie Ward (OB)
Nov. 16	Clay Shiver (OL), Clifton Abraham (DB), Tamarick Vanover (R)
1993	
Sept. 4	Tyrant Marion (DL)
Sept. 11	Charlie Ward (OB), Lonnie Johnson (OL), Derrick Brooks (DB)
Sept. 18	Derrick Alexander (DL), Derrick Brooks (DB)
Oct. 2	Derrick Alexander (DL)
Oct. 9	Forrest Conoly (OL), Devin Bush (DB)
Oct. 16	Charlie Ward (OB)
Oct. 30	Warrick Dunn (OB), Clay Shiver (OL)
Nov. 6	Danny Kanell (OB)
Nov. 13	Kez McCorvey (OB)
Nov. 20	Corey Sawyer (DB)
1994	
Sept. 10	Clay Shiver (OL), Melvin Pearsall (R)
Sept. 17	Clay Shiver (OL), Derrick Brooks (DB)
Oct. 24	Derrick Alexander (DL)
Oct. 31	Kez McCorvey (OB), Andre Wadsworth (R)
Nov. 12	Warrick Dunn (OB), Patrick McNeil (OL), Rock Preston (R)
Nov. 19	Patrick McNeil (OL)
Nov. 26	Danny Kanell (OB), Corey Fuller (DB)
1995	
Sept. 4	Clay Shiver (OL), Danny Kanell (OB)
Sept. 11	Warrick Dunn (OB), Jesus Hernandez (OL)
Sept. 18	Peter Boulware (DL)
Oct. 16	Danny Kanell (OB)
Oct. 23	Todd Rebol (DB), Danny Kanell (OB)
1996	
Sept. 9	Reinard Wilson (DL)
Sept. 23	Warrick Dunn (OB), Walter Jones (OL)
Sept. 30	Peter Boulware (DL), Sean Liss (SP)
Oct. 5	Thad Busby (OB)
Oct. 12	Vernon Crawford (DB), Warrick Dunn (OB), Reinard Wilson (DL)
Oct. 26	Peter Boulware (DL), Thad Busby (OB)
Nov. 9	Scott Bentley (SP), Dan Kendra (R)
1997	
Sept. 8	Sam Cowart (DB), Andre Wadsworth (DL)
Sept. 15	Sebastian Janikowski (R), Bobby Rhodes (DL)
Sept. 22	Daryl Bush (DL), Peter Warrick (OB)
Oct. 6	Samari Rolle (DB)
Oct. 13	Tommy Polley (R), Jason Whitaker (OL)
Oct. 20	Daryl Bush (DL), Tay Cody (DB), Tra Thomas (OL)
Oct. 27	Sam Cowart (DB), Travis Minor (R)
Nov. 1	Travis Minor (R)
Nov. 8	Kevin Long (OL), Travis Minor (R), Greg Spires (DL)
Nov. 22	Travis Minor (R)
1998	
Sept. 7	Travis Minor (OB), Jason Whitaker (OL)
Sept. 21	Jerry Carmichael (OL), Lamont Green (DL)
Sept. 28	Corey Simon (DL)
Oct. 5	Sebastian Janikowski (ST)
Oct. 12	Peter Warrick (OB), Jason Whitaker (OL)
Oct. 19	Jason Whitaker (OL)
Oct. 26	Peter Warrick (OB), Tarlos Thomas (OL)
Nov. 9	Ross Brannon (OL), Dexter Jackson (DB)
Nov. 23	Peter Warrick (OB), Sebastian Janikowski (ST)
1999	
Sept. 13	Eric Thomas (OL)
Sept. 20	Sebastian Janikowski (SP), Jason Whitaker (OL)
Sept. 27	Peter Warrick (SP)
Oct. 4	Jason Whitaker (OL)
Oct. 11	Jason Whitaker (OL)
Oct. 18	Tommy Polley (DB)
Oct. 25	Brian Allen (DB), Tay Cody (SP)
Nov. 1	Corey Simon (DL), Keith Cottrell (SP)
Nov. 15	Tarlos Thomas (OL), Tommy Polley (DL)
Nov. 22	Brett Williams (OL)
2000	
Sept. 9	Chris Weinke (OB), Tommy Polley (DB)
Sept. 16	Jarad Moon (OL)
Sept. 23	Jamal Reynolds (DL), Tommy Polley (DB)
Sept. 30	Chris Weinke (OB), Tarlos Thomas (OL), Patrick Newton (SP)
Oct. 7	Chris Weinke (OB)
Oct. 14	Chris Weinke (OB)
Oct. 21	Jarad Moon (OL), Chance Gwaltney (SP)
Oct. 28	Justin Amman (OL)
Nov. 6	Chris Weinke (OB), Justin Amman (OL), Tay Cody (DB)
Nov. 13	Tay Cody (DB)
Nov. 20	Chris Weinke (OB), Tay Cody (DB)

KEY: OB-Offensive Back, OL-Offensive Lineman, DL-Defensive Lineman (includes inside linebackers), DB-Defensive Back (includes outside linebackers), SP-Specialist, R-Rookie.

ACC FINAL INDIVIDUAL STATISTICS

RUSHING

	TEAM	CL	G	ATT	YDS	AVG	TD	YDS/G
Womack, Antwain	VA	JR	11	210	1028	4.9	9	93.5
Zachery, Travis	CU	JR	11	201	1012	5.0	13	92.0
Dantzler, Woodr	CU	JR	11	172	947	5.5	13	86.1
Jordan, LaMont	MD	SR	11	213	920	4.3	11	83.6
Burns, Joe	GT	SO	11	220	908	4.1	12	82.5
MINOR, TRAVIS	FS	SR	12	181	923	5.1	5	76.9
Robinson, Ray	ST	JR	11	193	788	4.1	7	71.6
Williams, Taren	WF	SO	11	130	661	5.1	7	60.1
Young, Anthony	WF	FR	9	79	455	5.8	3	50.6
Russell, Brando	NC	FR	11	145	508	3.5	3	46.2

PASSING AVG/GAME

	TEAM	CL	G	ATT	CMP	INT	PCT.	YDS	TD	AVG/G
WEINKE, CHRIS	FS	SR	12	431	266	11	61.7	4167	33	347.2
Rivers, Philip	ST	FR	11	441	237	10	53.7	3054	25	277.6
Godsey, George	GT	JR	11	349	222	6	63.6	2906	23	264.2
Curry, Ronald	NC	JR	11	304	163	12	53.6	2325	11	211.4
Ellis, Dan	VA	SR	9	210	116	4	55.2	1642	7	182.4
McCall, Calvin	MD	SO	9	199	105	9	52.8	1533	5	170.3
Dantzler, Woodr	CU	JR	11	212	122	6	57.5	1691	10	153.7
Bryant, D.	DU	SO	11	258	129	10	50.0	1448	5	131.6

TOTAL OFFENSE

	TEAM	CL	G	RUSH	PASS	PLAYS	TOTAL	YDS/G
WEINKE, CHRIS	FS	SR	12	-97	4167	461	4070	339.2
Rivers, Philip	ST	FR	11	-85	3054	514	2969	269.9
Godsey, George	GT	JR	11	39	2906	404	2945	267.7
Curry, Ronald	NC	JR	11	351	2325	423	2676	243.3
Dantzler, Woodr	CU	JR	11	947	1691	384	2638	239.8
Ellis, Dan	VA	SR	9	81	1642	266	1723	191.4
McCall, Calvin	MD	SO	9	58	1533	251	1591	176.8
Bryant, D.	DU	SO	11	-96	1448	337	1352	122.9
Womack, Antwoin	VA	JR	11	1028	0	210	1028	93.5
Zachery, Travis	CU	JR	11	1012	0	202	1012	92.0

RECEPTIONS/GAME

	TEAM	CL	G	REC	YDS	TD	AVG/C	REC/G
Robinson, Koren	ST	SO	11	62	1061	13	17.1	5.64
Campbell, Kelly	GT	JR	11	59	963	10	16.3	5.36
MINNIS, MARVIN	FS	SR	12	63	1340	11	21.3	5.25
Gardner, Rod	CU	SR	11	51	956	6	18.7	4.64
Williams, Ira	WF	JR	11	45	495	2	11.0	4.09
Robinson, Ray	ST	JR	11	41	366	1	8.9	3.73
Allen, Bosley	NC	SO	11	40	634	4	15.9	3.64
Gary, Guilian	MD	JR	11	40	568	7	14.2	3.64
MINOR, TRAVIS	FS	SR	12	42	333	0	7.9	3.50
Wright, Willie	ST	JR	9	31	401	3	12.9	3.44

RECEIVE YDS/GAME

	TEAM	CL	G	REC	YDS	TD	AVG/C	YDS/G
MINNIS, MARVIN	FS	SR	12	63	1340	11	21.3	111.7
Robinson, Koren	ST	SO	11	62	1061	13	17.1	96.5
Campbell, Kelly	GT	JR	11	59	963	10	16.3	87.5
Gardner, Rod	CU	SR	11	51	956	6	18.7	86.9
Allen, Bosley	NC	SO	11	40	634	4	15.9	57.6
BELL, ATREWS	FS	JR	12	37	675	10	18.2	56.2
BOLDIN, ANQUAN	FS	SO	12	41	664	6	16.2	55.3
Davis, Fabian	WF	SO	11	33	596	3	18.1	54.2
Gary, Guilian	MD	JR	11	40	568	7	14.2	51.6
Bailey, Kory	NC	JR	11	32	550	2	17.2	50.0

ALL PURPOSE

	TEAM	CL	G	RUSH	RCV	PR	KR	YDS	AVG/G
Robinson, Koren	ST	SO	11	95	1061	218	506	1880	170.9
Campbell, Kelly	GT	JR	11	87	963	0	632	1682	152.9
Douglas, Chris	DU	FR	11	503	168	5	766	1442	131.1
Zachery, Travis	CU	JR	11	1012	288	30	0	1330	120.9
MINOR, TRAVIS	FS	SR	12	923	333	0	85	1341	111.8
MINNIS, MARVIN	FS	SR	12	0	1340	0	0	1340	111.7
Jordan, LaMont	MD	SR	11	920	287	0	0	1207	109.7
Womack, Antwoin	VA	JR	11	1028	81	0	97	1206	109.6
Robinson, Ray	ST	JR	11	788	366	0	44	1198	108.9
Burns, Joe	GT	SO	11	908	242	0	21	1171	106.5

INTERCEPTIONS

	TEAM	CL	G	INT	YDS	TD	INT/G
Ardley, Alex	CU	JR	11	6	61	0	0.55
CODY, TAY	FS	SR	12	6	200	1	0.50
Forte, Shawn	MD	SR	11	4	114	1	0.36
Hawkins, Ahmad	VA	SR	11	4	31	0	0.36
Muyres, Jeremy	GT	SO	11	4	26	0	0.36
Mance, Brian	CU	SO	11	3	72	0	0.27
Lyons, Corey	ST	JR	11	3	17	0	0.27
Cox, Curome	MD	FR	9	2	30	0	0.22
Miller, Matt	GT	JR	9	2	20	0	0.22
Spruill, Tim	VA	SR	10	2	10	0	0.20

PASS EFFICIENCY

	TEAM	CL	G	ATT	CMP	INT	PCT.	YDS	TD	EFF.
WEINKE, CHRIS	FS	SR	12	431	266	11	61.7	4167	33	163.1
Godsey, George	GT	JR	11	349	222	6	63.6	2906	23	151.9
Dantzler, Woodr	CU	JR	11	212	122	6	57.5	1691	10	134.5
Ellis, Dan	VA	SR	9	210	116	4	55.2	1642	7	128.1
Rivers, Philip	ST	FR	11	441	237	10	53.7	3054	25	126.1
Curry, Ronald	NC	JR	11	304	163	12	53.6	2325	11	121.9
McCall, Calvin	MD	SO	9	199	105	9	52.8	1533	5	116.7
Bryant, D.	DU	SO	11	258	129	10	50.0	1448	5	95.8

2000 YEAR IN REVIEW

PUNT RETURN AVG

	TEAM	CL	G	RET	YDS	TD	AVG
Robinson, Koren	ST	SO	11	14	218	1	15.6
Allen, Bosley	NC	SO	11	28	421	2	15.0
THOMAS, CLEVAN	FS	SR	12	15	201	0	13.4
Reames, Joe Don	CU	SO	10	23	281	1	12.2
MADDOX, NICK	FS	SO	12	18	190	0	10.6
Rhino, Kelley	GT	SO	10	19	173	0	9.1
Hester, Marviou	GT	SO	9	11	94	0	8.5
Hamilton, Ronni	DU	JR	11	18	151	1	8.4
Johnson, James	VA	SO	11	20	115	0	5.8

KICK RETURN AVG

	TEAM	CL	G	RET	YDS	TD	AVG
Moore, Kyle	DU	JR	10	13	335	0	25.8
Robinson, Koren	ST	SO	11	20	506	0	25.3
Stone, John	WF	JR	11	32	789	1	24.7
Campbell, Kelly	GT	JR	11	26	632	0	24.3
Sikyala, Mukala	MD	SR	10	16	364	0	22.8
Douglas, Chris	DU	FR	11	35	766	0	21.9
Mason, Tavon	VA	SO	11	16	346	0	21.6
Aiken, Sam	NC	SO	11	18	365	0	20.3
Thomas, Art	VA	FR	11	18	336	0	18.7

PUNTING

	TEAM	CL	G	PUNT	YDS	AVG
Morton, Brian	DU	SR	11	77	3478	45.2
Barnard, Brooks	MD	SO	11	49	2191	44.7
Abrams, Mike	VA	JR	11	65	2768	42.6
Brennie, Matt	WF	SO	11	63	2648	42.0
Dyke, Dan	GT	SO	9	34	1420	41.8
COTTRELL, KEITH	FS	SR	12	48	1983	41.3
Somainsi, Jamie	CU	SR	11	60	2359	39.3
Herbert, Austin	ST	FR	11	59	2223	37.7
Ferguson, Blake	NC	FR	9	40	1475	36.9

SCORING

	TEAM	CL	G	TD	XPT	FG	PTS	PTS/G
Zachery, Travis	CU	JR	11	17	0	0	102	9.3
Robinson, Koren	ST	SO	11	14	0	0	84	7.6
Manget, Luke	GT	SO	10	0	38	12	74	7.4
Reed, Jeff	NC	SR	11	0	30	16	78	7.1
Dantzler, Woodr	CU	JR	11	13	0	0	78	7.1
Burns, Joe	GT	SO	11	13	0	0	78	7.1
Passingham, Ken	ST	SR	11	0	36	13	75	6.8
Campbell, Kelly	GT	JR	11	12	0	0	72	6.5
Hunt, Aaron	CU	FR	11	0	43	8	67	6.1
Jordan, LaMont	MD	SR	11	11	0	0	66	6.0

SCORING (TDs)

	TEAM	CL	G	TD	RUSH	PASS	RET	PAT	PTS	PTS/G
Zachery, Travis	CU	JR	11	17	13	4	0	0	102	9.3
Robinson, Koren	ST	SO	11	14	0	13	1	0	84	7.6
Dantzler, Woodr	CU	JR	11	13	13	0	0	0	78	7.1
Burns, Joe	GT	SO	11	13	12	1	0	0	78	7.1
Campbell, Kelly	GT	JR	11	12	2	10	0	0	72	6.5
Jordan, LaMont	MD	SR	11	11	11	0	0	0	66	6.0
MINNIS, MARVIN	FS	SR	12	11	0	11	0	0	66	5.5
BELL, ATREWS	FS	JR	12	11	1	10	0	0	66	5.5
Womack, Antwain	VA	JR	11	9	9	0	0	0	54	4.9
MCCRAY, WILLIAM	FS	JR	10	8	8	0	0	0	48	4.8

SCORING (KICK)

	TEAM	CL	G	PATS	FGS	PTS	PTS/G
Manget, Luke	GT	SO	10	38-38	12-16	74	7.4
Reed, Jeff	NC	SR	11	30-30	16-20	78	7.1
Passingham, Ken	ST	SR	11	36-38	13-18	75	6.8
Hunt, Aaron	CU	FR	11	43-45	8-13	67	6.1
Greene, David	VA	JR	11	27-28	11-15	60	5.5
Kopka, Brian	MD	SR	11	26-28	8-12	50	4.5
Ashe, Tyler	WF	JR	11	22-23	5-9	37	3.4
Garber, Brent	DU	FR	11	16-18	7-12	37	3.4
MUNYON, MATT	FS	FR	10	18-22	3-8	27	2.7
Lazzara, Tony	CU	SO	11	6-8	1-1	9	0.8

FIELD GOALS

	TEAM	CL	G	FG	FGA	PCT.	FG/G
Reed, Jeff	NC	SR	11	16	20	80.0	1.45
Manget, Luke	GT	SO	10	12	16	75.0	1.20
Passingham, Ken	ST	SR	11	13	18	72.2	1.18
Greene, David	VA	JR	11	11	15	73.3	1.00
Kopka, Brian	MD	SR	11	8	12	66.7	0.73
Hunt, Aaron	CU	FR	11	8	13	61.5	0.73
Garber, Brent	DU	FR	11	7	12	58.3	0.64
Ashe, Tyler	WF	JR	11	5	9	55.6	0.45
MUNYON, MATT	FS	FR	10	3	8	37.5	0.30
Lazzara, Tony	CU	SO	11	1	1	100.0	0.09

FIELD GOAL PCT

	TEAM	CL	G	FG	FGA	LONG	PCT.
Lazzara, Tony	CU	SO	11	1	1	26	100.0
Reed, Jeff	NC	SR	11	16	20	48	80.0
Manget, Luke	GT	SO	10	12	16	50	75.0
Greene, David	VA	JR	11	11	15	48	73.3
Passingham, Ken	ST	SR	11	13	18	40	72.2
Kopka, Brian	MD	SR	11	8	12	49	66.7
Hunt, Aaron	CU	FR	11	8	13	31	61.5
Garber, Brent	DU	FR	11	7	12	47	58.3
Ashe, Tyler	WF	JR	11	5	9	50	55.6
MUNYON, MATT	FS	FR	10	3	8	44	37.5

PAT KICKING PCT

	TEAM	CL	G	MADE	ATT	PCT.
Manget, Luke	GT	SO	10	38	38	100.0
Reed, Jeff	NC	SR	11	30	30	100.0
Greene, David	VA	JR	11	27	28	96.4
Ashe, Tyler	WF	JR	11	22	23	95.7
Hunt, Aaron	CU	FR	11	43	45	95.6
Passingham, Ken	ST	SR	11	36	38	94.7
Kopka, Brian	MD	SR	11	26	28	92.9
Garber, Brent	DU	FR	11	16	18	88.9
MUNYON, MATT	FS	FR	10	18	22	81.8
Lazzara, Tony	CU	SO	11	6	8	75.0

FINAL TEAM STATISTICS TOTAL OFFENSE

	G	RUSH	PASS	PLAYS	YARDS	AVG/P	TD	YDS/G
FLORIDA STATE	12	1980	4608	924	6588	7.1	63	549.0
Clemson	11	2600	2311	853	4911	5.8	50	446.5
Georgia Tech	11	1807	2982	840	4789	5.7	44	435.4
NC State	11	1142	3218	806	4360	5.4	41	396.4
North Carolina	11	1633	2449	791	4082	5.2	27	371.1
Virginia	11	1801	2150	727	3951	5.4	28	359.2
Maryland	11	1365	2322	716	3687	5.1	29	335.2
Wake Forest	11	1652	1934	771	3586	4.7	22	326.0
Duke	11	906	2183	776	3089	4.0	18	280.8

RUSHING OFFENSE

	G	ATT	YDS	AVG	TD	YDS/G
Clemson	11	557	2600	4.7	33	236.4
FLORIDA STATE	12	455	1980	4.4	27	165.0
Georgia Tech	11	466	1807	3.9	21	164.3
Virginia	11	447	1801	4.0	20	163.7
Wake Forest	11	453	1652	3.6	16	150.2
North Carolina	11	473	1633	3.5	16	148.5
Maryland	11	384	1365	3.6	18	124.1
NC State	11	351	1142	3.3	13	103.8
Duke	11	375	906	2.4	10	82.4

PASS OFFENSE

	G	ATT	CMP	INT	PCT.	YDS	AVG	TD	YDS/G
FLORIDA STATE	12	469	290	14	61.8	4608	9.8	36	384.0
NC State	11	455	242	11	53.2	3218	7.1	28	292.5
Georgia Tech	11	374	231	6	61.8	2982	8.0	23	271.1
North Carolina	11	318	170	12	53.5	2449	7.7	11	222.6
Maryland	11	332	181	14	54.5	2322	7.0	11	211.1
Clemson	11	296	159	9	53.7	2311	7.8	17	210.1
Duke	11	401	195	22	48.6	2183	5.4	8	198.5
Virginia	11	280	149	7	53.2	2150	7.7	8	195.5
Wake Forest	11	318	167	10	52.5	1934	6.1	6	175.8

2000 YEAR IN REVIEW

PASS EFFICIENCY

	G	ATT	CMP	PCT	INT	YDS	TD	EFFIC
FLORIDA STATE	12	469	290	.618	14	4608	36	163.7
Georgia Tech	11	374	231	.618	6	2982	23	145.8
Clemson	11	296	159	.537	9	2311	17	132.2
NC State	11	455	242	.532	11	3218	28	128.1
Virginia	11	280	149	.532	7	2150	8	122.1
North Carolina	11	318	170	.535	12	2449	11	122.0
Maryland	11	332	181	.545	14	2322	11	115.8
Wake Forest	11	318	167	.525	10	1934	6	103.5
Duke	11	401	195	.486	22	2183	8	90.0

SCORING OFFENSE

	G	TD	XP	2XP	DXP	FG	SAF	PTS	AVG
FLORIDA STATE	12	67	59	0	0	14	3	509	42.4
Clemson	11	53	49	0	0	9	1	396	36.0
Georgia Tech	11	48	44	2	0	12	0	372	33.8
NC State	11	43	38	3	0	13	0	341	31.0
North Carolina	11	31	30	1	0	17	0	269	24.5
Maryland	11	32	27	2	0	8	0	247	22.5
Virginia	11	28	27	0	0	11	0	228	20.7
Wake Forest	11	24	22	0	0	5	0	181	16.5
Duke	11	19	16	0	0	7	2	155	14.1

TURNOVER MARGIN

	G	GAINED			LOST			MAR	PER/G
		FUM	INT	TOT	FUM	INT	TOT		
Georgia Tech	11	15	15	30	6	6	12	+18	1.64
Florida State	12	14	19	33	7	14	21	+12	1.00
Clemson	11	9	14	23	9	9	18	+5	0.45
NC State	11	14	10	24	9	11	20	+4	0.36
Maryland	11	13	12	25	8	14	22	+3	0.27
Virginia	11	8	10	18	9	7	16	+2	0.18
Wake Forest	11	8	9	17	16	10	26	-9	-0.82
North Carolina	11	7	7	14	14	12	26	-12	-1.09
Duke	11	7	8	15	6	22	28	-13	-1.18

TOTAL DEFENSE

	G	RUSH	PASS	PLYS	YARDS	AVG	TD	YDS/G
FLORIDA STATE	12	887	2437	834	3324	4.0	13	277.0
North Carolina	11	1138	2464	746	3602	4.8	35	327.5
Clemson	11	1120	2625	764	3745	4.9	25	340.5
NC State	11	2101	2030	827	4131	5.0	38	375.5
Georgia Tech	11	1039	3137	801	4176	5.2	25	379.6
Virginia	11	2029	2612	816	4641	5.7	30	421.9
Wake Forest	11	2261	2501	784	4762	6.1	42	432.9
Maryland	11	2047	2793	850	4840	5.7	38	440.0
Duke	11	2039	2996	783	5035	6.4	51	457.7

RUSHING DEFENSE

	G	RUSHES	YARDS	AVG.	TD	YDS/G
FLORIDA STATE	12	387	887	2.3	6	73.9
Georgia Tech	11	371	1039	2.8	6	94.5
Clemson	11	397	1120	2.8	16	101.8
North Carolina	11	410	1138	2.8	16	103.5
Virginia	11	458	2029	4.4	20	184.5
Duke	11	439	2039	4.6	30	185.4
Maryland	11	503	2047	4.1	22	186.1
NC State	11	509	2101	4.1	24	191.0
Wake Forest	11	479	2261	4.7	22	205.5

PASS DEFENSE

	G	ATT	CMP	INT	PCT.	YDS	AVG	TD	YDS/G
NC State	11	318	176	10	55.3	2030	6.4	14	184.5
FLORIDA STATE	12	447	220	19	49.2	2437	5.5	7	203.1
North Carolina	11	336	166	7	49.4	2464	7.3	19	224.0
Wake Forest	11	305	177	9	58.0	2501	8.2	20	227.4
Virginia	11	358	211	10	58.9	2612	7.3	10	237.5
Clemson	11	367	182	14	49.6	2625	7.2	9	238.6
Maryland	11	347	202	12	58.2	2793	8.0	16	253.9
Duke	11	344	219	8	63.7	2996	8.7	21	272.4
Georgia Tech	11	430	248	15	57.7	3137	7.3	19	285.2

PASS DEF EFFICIENCY

	G	ATT	CMP	INT	PCT.	YDS	TD	EFFIC
FLORIDA STATE	12	447	220	19	49.2	2437	7	91.7
Clemson	11	367	182	14	49.6	2625	9	110.1
NC State	11	318	176	10	55.3	2030	14	117.2
Virginia	11	358	211	10	58.9	2612	10	123.9
North Carolina	11	336	166	7	49.4	2464	19	125.5
Georgia Tech	11	430	248	15	57.7	3137	19	126.6
Maryland	11	347	202	12	58.2	2793	16	134.1
Wake Forest	11	305	177	9	58.0	2501	20	142.7
Duke	11	344	219	8	63.7	2996	21	152.3

SCORING DEFENSE

	G	TD	XP	2XP	DXP	FG	SAF	PTS	AVG
FLORIDA STATE	12	15	13	1	0	6	0	123	10.2
Georgia Tech	11	27	22	1	0	7	1	209	19.0
Clemson	11	25	22	1	0	12	1	212	19.3
Virginia	11	32	30	0	0	11	0	255	23.2
Maryland	11	38	31	0	0	7	2	284	25.8
North Carolina	11	38	32	0	0	8	0	284	25.8
NC State	11	40	36	1	0	10	0	308	28.0
Wake Forest	11	46	39	4	0	13	0	362	32.9
Duke	11	55	53	1	0	15	0	430	39.1

PUNTING

	G	NO.	YARDS	AVG	RET	YDS	AVG	NET/P
Virginia	11	65	2768	42.6	17	193	3.0	39.6
Duke	11	78	3514	45.1	35	429	5.5	39.6
Maryland	11	62	2618	42.2	23	271	4.4	37.9
Georgia Tech	11	50	2081	41.6	27	203	4.1	37.6
Wake Forest	11	64	2684	41.9	30	377	5.9	36.0
Clemson	11	61	2359	38.7	25	184	3.0	35.7
FLORIDA STATE	12	50	2022	40.4	21	289	5.8	34.7
NC State	11	60	2223	37.0	26	164	2.7	34.3
North Carolina	11	61	2183	35.8	24	264	4.3	31.5

KICKOFF RETURNS

	G	RET	YDS	TD	AVG
Georgia Tech	11	30	706	0	23.5
NC State	11	35	794	0	22.7
Duke	11	53	1183	0	22.3
Wake Forest	11	50	1078	1	21.6
Clemson	11	26	531	0	20.4
Virginia	11	40	790	0	19.8
FLORIDA STATE	12	26	512	0	19.7
Maryland	11	35	670	0	19.1
North Carolina	11	40	721	0	18.0

OPPONENT 1ST DOWNS

	G	RUSH	PASS	PEN	TOTAL
North Carolina	11	69	98	11	178
FLORIDA STATE	12	55	102	32	189
Clemson	11	63	103	24	190
NC State	11	114	87	27	228
Georgia Tech	11	76	133	19	228
Wake Forest	11	115	108	10	233
Virginia	11	109	113	14	236
Duke	11	99	131	15	245
Maryland	11	119	121	11	251

TIME OF POSSESSION

	G	TOTAL TIME	AVG/G
Georgia Tech	11	359:05	32:38
Duke	11	339:36	30:52
North Carolina	11	336:25	30:35
Wake Forest	11	329:52	29:59
Clemson	11	329:50	29:59
FLORIDA STATE	12	357:18	29:46
Virginia	11	318:29	28:57
Maryland	11	312:43	28:25
NC State	11	302:42	27:31

SACKS BY

	G	SACKS	YDS
North Carolina	11	53	375
FLORIDA STATE	12	45	261
Georgia Tech	11	39	313
Clemson	11	35	251
NC State	11	32	228
Maryland	11	31	214
Wake Forest	11	27	205
Duke	11	21	151
Virginia	11	15	104

FIRST DOWNS

	G	RUSH	PASS	PEN	TOTAL
FLORIDA STATE	12	100	180	30	310
Georgia Tech	11	105	142	12	259
Clemson	11	139	93	18	250
NC State	11	74	129	22	225
North Carolina	11	95	96	25	216
Virginia	11	89	95	15	199
Wake Forest	11	82	98	16	196
Maryland	11	75	100	12	187
Duke	11	61	96	24	181

PENALTIES

	G	NO	YDS
Maryland	11	66	517
Wake Forest	11	65	538
North Carolina	11	65	553
Virginia	11	73	604
Georgia Tech	11	92	769
Duke	11	104	817
NC State	11	97	835
Clemson	11	97	910
FLORIDA STATE	12	123	1130

2000 YEAR IN REVIEW

OPPONENT PENALTIES

	G	NO	YDS
FLORIDA STATE	12	132	1070
Duke	11	104	916
North Carolina	11	87	785
NC State	11	96	772
Clemson	11	83	764
Maryland	11	85	694
Wake Forest	11	75	651
Georgia Tech	11	75	592
Virginia	11	66	524

OPP 3RD-DN CONVERT

	G	CONV	ATT	PCT
FLORIDA STATE	12	48	191	25.1
North Carolina	11	48	164	29.3
Clemson	11	55	170	32.4
Georgia Tech	11	62	165	37.6
NC State	11	66	173	38.2
Maryland	11	65	163	39.9
Duke	11	61	149	40.9
Virginia	11	78	175	44.6
Wake Forest	11	78	166	47.0

4TH-DN CONVERSIONS

	G	CONV	ATT	PCT
Clemson	11	11	17	64.7
Georgia Tech	11	10	18	55.6
Maryland	11	12	22	54.5
Duke	11	18	33	54.5
Virginia	11	5	10	50.0
NC State	11	10	21	47.6
FLORIDA STATE	12	7	15	46.7
North Carolina	11	6	14	42.9
Wake Forest	11	5	18	27.8

SACKS AGAINST

	G	SACKS	YARDS
Georgia Tech	11	16	102
Maryland	11	21	175
FLORIDA STATE	12	23	157
Clemson	11	23	123
Virginia	11	29	189
Wake Forest	11	29	227
North Carolina	11	35	250
NC State	11	37	220
Duke	11	54	403

PUNT RETURNS

	G	RET	YDS	TD	AVG
Clemson	11	35	524	2	15.0
NC State	11	19	256	1	13.5
North Carolina	11	37	485	2	13.1
FLORIDA STATE	12	48	505	0	10.5
Georgia Tech	11	38	355	1	9.3
Duke	11	21	166	1	7.9
Virginia	11	23	127	0	5.5
Maryland	11	15	77	0	5.1
Wake Forest	11	19	94	0	4.9

FIELD GOALS

	G	MADE	ATT	PCT
North Carolina	11	17	21	.810
Virginia	11	11	15	.733
NC State	11	13	18	.722
Georgia Tech	11	12	18	.667
Clemson	11	9	14	.643
Maryland	11	8	13	.615
FLORIDA STATE	12	14	24	.583
Duke	11	7	12	.583
Wake Forest	11	5	10	.500

OPP 4TH-DN CONVERT

	G	CONV	ATT	PCT
FLORIDA STATE	12	5	19	26.3
Virginia	11	10	23	43.5
North Carolina	11	10	23	43.5
Clemson	11	8	18	44.4
NC State	11	11	23	47.8
Maryland	11	14	27	51.9
Georgia Tech	11	13	25	52.0
Wake Forest	11	6	10	60.0
Duke	11	5	8	62.5

PAT KICKING

	G	MADE	ATT	PCT
North Carolina	11	30	30	1.000
Georgia Tech	11	44	45	.978
Virginia	11	27	28	.964
Wake Forest	11	22	23	.957
NC State	11	38	40	.950
Maryland	11	27	29	.931
Clemson	11	49	53	.925
Duke	11	16	18	.889
FLORIDA STATE	12	59	67	.881

3RD-DN CONVERSIONS

	G	CONV	ATT	PCT
Georgia Tech	11	86	177	48.6
FLORIDA STATE	12	74	169	43.8
Clemson	11	75	174	43.1
Virginia	11	61	157	38.9
Wake Forest	11	65	169	38.5
North Carolina	11	64	172	37.2
NC State	11	63	173	36.4
Maryland	11	45	150	30.0
Duke	11	40	172	23.3

KICKOFF COVERAGE

	G	NO.	YDS	TD	AVG
Georgia Tech	11	51	838	0	16.4
Maryland	11	31	544	0	17.5
Clemson	11	54	1079	0	20.0
Wake Forest	11	25	505	0	20.2
FLORIDA STATE	12	60	1230	0	20.5
North Carolina	11	35	724	0	20.7
Duke	11	25	522	0	20.9
Virginia	11	29	637	0	22.0
NC State	11	45	1037	0	23.0