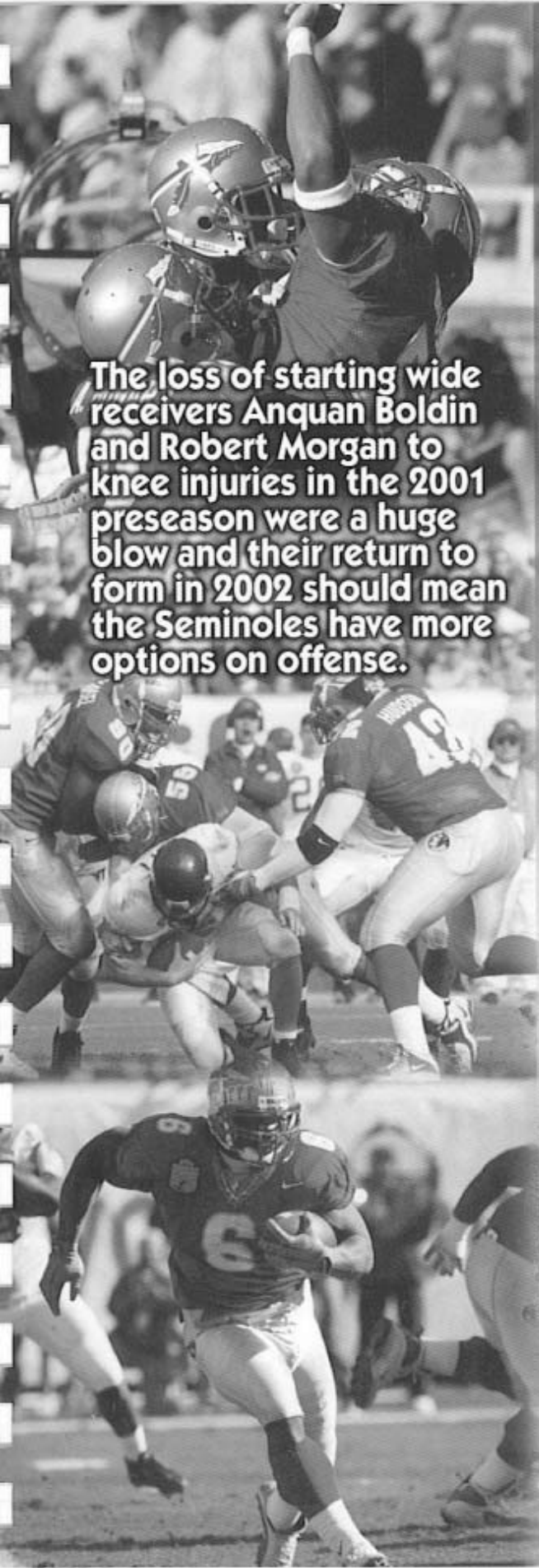


# 2001 Season

## What's Inside:



The loss of starting wide receivers Anquan Boldin and Robert Morgan to knee injuries in the 2001 preseason were a huge blow and their return to form in 2002 should mean the Seminoles have more options on offense.

2001 STATISTICS .....	136
HIGHS & LOWS .....	140
HONOR ROLL .....	141
DUKE GAME STORY .....	142
UAB GAME STORY .....	144
N. CAROLINA GAME STORY ...	146
WAKE FOREST GAME STORY ..	148
MIAMI GAME STORY .....	150
VIRGINIA GAME STORY .....	152
MARYLAND GAME STORY .....	154
CLEMSON GAME STORY .....	156
NC STATE GAME STORY .....	158
FLORIDA GAME STORY .....	160
GA TECH GAME STORY .....	162
VA TECH GAME STORY .....	164
ACC STATISTICS .....	166

## 2001 FLORIDA STATE RESULTS

(8-4-0, 6-2-0 ACC)

9/01	at Duke .....	55-13	.....	23,312
9/08	UAB .....	29- 7	.....	79,388
9/22	at North Carolina .....	9-41	.....	53,000
9/29	WAKE FOREST .....	48-24	.....	79,162
10/13	MIAMI .....	27-49	.....	82,836
10/20	at Virginia .....	43- 7	.....	61,383
10/27	MARYLAND .....	52-31	.....	82,565
11/03	at Clemson .....	41-27	.....	85,000
11/10	NC STATE .....	28-34	.....	82,425
11/17	at Florida .....	13-37	.....	85,732
12/01	GEORGIA TECH .....	28-17	.....	82,269
1/01	VIRGINIA TECH .....	30-17	.....	72,202
	(Gator Bowl)			

# 2001 FLORIDA STATE STATISTICS

TEAM STATISTICS	FS	OPP
<b>SCORING</b>	373	287
Points Per Game	33.9	26.1
<b>FIRST DOWNS</b>	246	214
Rushing	99	86
Passing	124	109
Penalty	23	19
<b>RUSHING YARDAGE</b>	1756	1386
Yards gained rushing	2114	1700
Yards lost rushing	358	314
Rushing Attempts	434	398
Average Per Rush	4.0	3.5
Average Per Game	159.6	126.0
TDs Rushing	17	23
<b>PASSING YARDAGE</b>	2931	2534
Att-Comp-Int	325-184-13	373-206-15
Average Per Pass	9.0	6.8
Average Per Catch	15.9	12.3
Average Per Game	266.5	230.4
TDs Passing	26	10
<b>TOTAL OFFENSE</b>	4687	3920
Total Plays	759	771
Average Per Play	6.2	5.1
Average Per Game	426.1	356.4
<b>KICK RETURNS #-YARDS</b>	34-688	57-1166
<b>PUNT RETURNS #-YARDS</b>	31-282	27-337
<b>INT RETURNS #-YARDS</b>	15-165	13-131
<b>KICK RETURN AVERAGE</b>	20.2	20.5
<b>PUNT RETURN AVERAGE</b>	9.1	12.5
<b>INT RETURN AVERAGE</b>	11.0	10.1
<b>FUMBLES-LOST</b>	15-8	20-10
<b>PENALTIES-YARDS</b>	93-764	93-815
Average Per Game	69.5	74.1
<b>PUNTS-YARDS</b>	55-2125	61-2385
Average Per Punt	38.6	39.1
Net punt average	32.5	34.5
<b>TIME OF POSSESSION/GAME</b>	31:02	28:58
<b>3RD-DOWN CONVERSIONS</b>	66/148	60/161
3rd-Down Pct	45%	37%
<b>4TH-DOWN CONVERSIONS</b>	1/6	10/20
4th-Down Pct	17%	50%
<b>SACKS BY-YARDS</b>	14-93	29-212
<b>MISC YARDS</b>	76	45
<b>TOUCHDOWNS SCORED</b>	48	36
<b>FIELD GOALS-ATTEMPTS</b>	13-14	11-15
<b>PAT-ATTEMPTS</b>	44-48	34-35
<b>ATTENDANCE</b>	488,645	308,427
Games/Avg Per Game	6/81,441	5/61,685

	1ST	2ND	3RD	4TH	TOTAL
Florida State	48	142	97	86	373
Opponents	62	74	83	68	287

	G	ATT	GAIN	LOSS	NET	AVG	TD	LONG	AVG/G
Jones, G.	11	134	745	32	713	5.3	6	51	64.8
Maddox, N.	11	98	497	59	438	4.5	3	51	39.8
Rix, C.	11	99	555	166	389	3.9	3	35	35.4

Shelton, E.	11	29	142	12	130	4.5	0	56	11.8
McCray, W.	10	27	58	7	51	1.9	5	9	5.1
McPherson, A.	9	23	76	60	16	0.7	0	12	1.8
Tony, G.	5	3	10	0	10	3.3	0	4	2.0
Mæder, C.	11	3	8	0	8	2.7	0	4	0.7
Parrish, L.	1	2	6	0	6	3.0	0	5	6.0
Ford, D.	2	7	12	6	6	0.9	0	5	3.0
Thorpe, C.	11	2	5	0	5	2.5	0	5	0.5
TEAM	3	5	0	8	-8	-1.6	0	0	-2.7
Gardner, T.	11	2	0	8	-8	-4.0	0	0	-0.7
<b>Total</b>	<b>11</b>	<b>434</b>	<b>2114</b>	<b>358</b>	<b>1756</b>	<b>4.0</b>	<b>17</b>	<b>56</b>	<b>159.6</b>
<b>Opponents</b>	<b>11</b>	<b>398</b>	<b>1700</b>	<b>314</b>	<b>1386</b>	<b>3.5</b>	<b>23</b>	<b>71</b>	<b>126.0</b>

	G	EFF	ATT-CMP-INT	PCT	YDS	TD	LNG	AVG/G
Rix, C.	11	156.59	286-165-13	57.7	2734	24	63	248.5
McPherson, A.	9	111.44	37-18-0	48.6	198	2	29	22.0
Gwaltney, C.	11	0.00	1-0-0	0.0	0	0	0	0.0
Maddox, N.	11	91.60	1-1-0	100.0	-1	0	0	-0.1
<b>Total</b>	<b>11</b>	<b>150.77</b>	<b>325-184-13</b>	<b>56.6</b>	<b>2931</b>	<b>26</b>	<b>63</b>	<b>266.5</b>
<b>Opponents</b>	<b>11</b>	<b>113.10</b>	<b>373-206-15</b>	<b>55.2</b>	<b>2534</b>	<b>10</b>	<b>78</b>	<b>230.4</b>

	G	NO	YDS	AVG	TD	LONG	AVG/G
Walker, J.	11	45	944	21.0	7	63	85.8
Gardner, T.	11	33	649	19.7	11	57	59.0
Bell, A.	11	29	433	14.9	1	49	39.4
Maddox, N.	11	26	262	10.1	1	28	23.8
Thorpe, C.	11	15	286	19.1	1	51	26.0
Sam, P.K.	11	11	158	14.4	2	29	14.4
Ward, B.J.	9	6	81	13.5	1	31	9.0
Kaleikini, J.	7	5	35	7.0	0	9	5.0
Donaldson, C.	11	3	26	8.7	0	12	2.4
McCray, W.	10	3	22	7.3	0	9	2.2
Jones, G.	11	3	11	3.7	0	7	1.0
Hughes, P.	11	2	13	6.5	0	8	1.2
Smith, T.	3	1	7	7.0	1	7	2.3
Irons, P.	11	1	5	5.0	1	5	0.5
Rix, C.	11	1	-1	-1.0	0	0	-0.1
<b>Total</b>	<b>11</b>	<b>184</b>	<b>2931</b>	<b>15.9</b>	<b>26</b>	<b>63</b>	<b>266.5</b>
<b>Opponents</b>	<b>11</b>	<b>206</b>	<b>2534</b>	<b>12.3</b>	<b>10</b>	<b>78</b>	<b>230.4</b>

	NO	YDS	AVG	TD	LONG
Robinson, D.	16	162	10.1	0	31
Maddox, N.	7	65	9.3	0	19
Sam, P.K.	4	11	2.8	0	10
Bredwood, A.	1	2	2.0	0	2
Hall, K.	1	8	8.0	0	0
Hope, C.	1	10	10.0	0	10
Carter, J.	1	24	24.0	1	12
Jackson, G.	0	0	0.0	1	0
<b>Total</b>	<b>31</b>	<b>282</b>	<b>9.1</b>	<b>2</b>	<b>31</b>
<b>Opponents</b>	<b>27</b>	<b>337</b>	<b>12.5</b>	<b>2</b>	<b>68</b>

	NO	YDS	AVG	TD	LONG
Hope, C.	3	0	0.0	0	0
Boulware, M.	3	52	17.3	1	27

Tatum, M.	2	0	0.0	0	0
Pope, K.	2	6	3.0	0	3
Jennings, B.	1	6	6.0	0	6
Howard, A.	1	80	80.0	1	80
Osei, C.	1	0	0.0	0	0
Hall, K.	1	16	16.0	0	16
Samuels, S.	1	5	5.0	0	5
<b>Total</b>	<b>15</b>	<b>165</b>	<b>11.0</b>	<b>2</b>	<b>80</b>
<b>Opponents</b>	<b>13</b>	<b>131</b>	<b>10.1</b>	<b>0</b>	<b>27</b>

### KICK RETURNS

	NO	YDS	AVG	TD	LONG
Thorpe, C.	26	561	21.6	0	41
Sam, P.K.	4	74	18.5	0	27
Hudson, J.	2	25	12.5	0	20
Maddox, N.	1	27	27.0	0	27
Tony, G.	1	1	1.0	0	1
<b>Total</b>	<b>34</b>	<b>688</b>	<b>20.2</b>	<b>0</b>	<b>41</b>
<b>Opponents</b>	<b>57</b>	<b>1166</b>	<b>20.5</b>	<b>0</b>	<b>56</b>

### FUMBLE RETURNS

	NO	YDS	AVG	TD	LONG
Brown, R.	1	3	3.0	0	3
Boulware, M.	1	73	73.0	1	73
<b>Total</b>	<b>2</b>	<b>76</b>	<b>38.0</b>	<b>1</b>	<b>73</b>
<b>Opponents</b>	<b>2</b>	<b>45</b>	<b>22.5</b>	<b>1</b>	<b>36</b>

### SCORING

	TD	FGS	KICK	RUSH	RCV	PATs			PTS
						PASS	DXP	SAF	
Beitia, X.	0	13-14	44-48	0-0	0	0-0	0	0	83
Gardner, T.	11	0-0	0-0	0-0	0	0-0	0	0	66
Walker, J.	7	0-0	0-0	0-0	0	0-0	0	0	42
Jones, G.	6	0-0	0-0	0-0	0	0-0	0	0	36
McCray, W.	5	0-0	0-0	0-0	0	0-0	0	0	30
Maddox, N.	4	0-0	0-0	0-0	0	0-0	0	0	24
Rix, C.	3	0-0	0-0	0-0	0	0-0	0	0	18
Sam, P.K.	2	0-0	0-0	0-0	0	0-0	0	0	12
Boulware, M.	2	0-0	0-0	0-0	0	0-0	0	0	12
Ward, B.J.	1	0-0	0-0	0-0	0	0-0	0	0	6
Bell, A.	1	0-0	0-0	0-0	0	0-0	0	0	6
Smith, T.	1	0-0	0-0	0-0	0	0-0	0	0	6
Carter, J.	1	0-0	0-0	0-0	0	0-0	0	0	6
Thorpe, C.	1	0-0	0-0	0-0	0	0-0	0	0	6
Jackson, G.	1	0-0	0-0	0-0	0	0-0	0	0	6
Irons, P.	1	0-0	0-0	0-0	0	0-0	0	0	6
Howard, A.	1	0-0	0-0	0-0	0	0-0	0	0	6
TM	0	0-0	0-0	0-0	0	0-0	0	1	2
<b>Total</b>	<b>48</b>	<b>13-14</b>	<b>44-48</b>	<b>0-0</b>	<b>0</b>	<b>0-0</b>	<b>0</b>	<b>1</b>	<b>373</b>
<b>Opponents</b>	<b>36</b>	<b>11-15</b>	<b>34-35</b>	<b>0-1</b>	<b>0</b>	<b>0-0</b>	<b>0</b>	<b>2</b>	<b>287</b>

### TOTAL OFFENSE

	G	PLAYS	RUSH	PASS	TOTAL	AVG/G
Rix, C.	11	385	389	2734	3123	283.9
Jones, G.	11	134	713	0	713	64.8
Maddox, N.	11	99	438	-1	437	39.7
McPherson, A.	9	60	16	198	214	23.8
Shelton, E.	11	29	130	0	130	11.8
McCray, W.	10	27	51	0	51	5.1
Tony, G.	5	3	10	0	10	2.0
Maeder, C.	11	3	8	0	8	0.7
Ford, D.	2	7	6	0	6	3.0
Parrish, L.	1	2	6	0	6	6.0
Thorpe, C.	11	2	5	0	5	0.5
TEAM	3	5	-8	0	-8	-2.7
Gardner, T.	11	2	-8	0	-8	-0.7
<b>Total</b>	<b>11</b>	<b>759</b>	<b>1756</b>	<b>2931</b>	<b>4687</b>	<b>426.1</b>
<b>Opponents</b>	<b>11</b>	<b>771</b>	<b>1386</b>	<b>2534</b>	<b>3920</b>	<b>356.4</b>

### FIELD GOALS

	FGM-FGA	PCT	01-19	20-29	30-39	40-49	50-99	LG	BLK
Beitia, X.	13-14	92.9	0-0	3-3	8-8	2-3	0-0	42	0

### FIELD GOAL SEQUENCE

	FSU	OPPONENTS
Duke	(40),(31)	—
UAB (36),(21),(30)	51,58	—
North Carolina	—	53,(32),(39)
Wake Forest	—	—
Miami	—	—
Virginia	42,(20),(42),(31)	—
Maryland	(31)	(51)
Clemson	(31),(39)	35,(22),(32)
N.C. State	—	(25),(32)
Florida	(39),(23)	(36),(38),(18)
Georgia Tech	—	(23)

Numbers in parentheses indicate field goal was made.

### PUNTING

	NO	YDS	AVG	LONG	TB	FC	I20	BLKD
Gwaltney, C.	53	2125	40.1	60	8	9	13	2
TEAM	2	0	0.0	0	0	0	0	0
<b>Total</b>	<b>55</b>	<b>2125</b>	<b>38.6</b>	<b>60</b>	<b>8</b>	<b>9</b>	<b>13</b>	<b>2</b>
<b>Opponents</b>	<b>61</b>	<b>2385</b>	<b>39.1</b>	<b>68</b>	<b>4</b>	<b>10</b>	<b>14</b>	<b>2</b>

### ALL PURPOSE

	G	RUSH	REC	PR	KOR	IR	FR	TOT	AVG/G
Walker, J.	11	0	944	0	0	0	0	944	85.8
Thorpe, C.	11	5	286	0	561	0	0	852	77.5
Maddox, N.	11	438	262	65	27	0	0	792	72.0
Jones, G.	11	713	11	0	0	0	0	724	65.8
Gardner, T.	11	-8	649	0	0	0	0	641	58.3
Bell, A.	11	0	433	0	0	0	0	433	39.4
Rix, C.	11	389	-1	0	0	0	0	388	35.3
Sam, P.K.	11	0	158	11	74	0	0	243	22.1
Robinson, D.	9	0	0	162	0	0	0	162	18.0
Shelton, E.	11	130	0	0	0	0	0	130	11.8
Boulware, M.	11	0	0	0	0	52	73	125	11.4
Ward, B.J.	9	0	81	0	0	0	0	81	9.0
Howard, A.	11	0	0	0	0	80	0	80	7.3
McCray, W.	10	51	22	0	0	0	0	73	7.3
Kaleikini, J.	7	0	35	0	0	0	0	35	5.0
Donaldson, C.	11	0	26	0	0	0	0	26	2.4
Hudson, J.	11	0	0	0	25	0	0	25	2.3
Hall, K.	11	0	0	8	0	16	0	24	2.2
Carter, J.	6	0	0	24	0	0	0	24	4.0
McPherson, A.	9	16	0	0	0	0	0	16	1.8
Hughes, P.	11	0	13	0	0	0	0	13	1.2
Tony, G.	5	10	0	0	1	0	0	11	2.2
Hope, C.	11	0	0	10	0	0	0	10	0.9
Maeder, C.	11	8	0	0	0	0	0	8	0.7
Smith, T.	3	0	7	0	0	0	0	7	2.3
Ford, D.	2	6	0	0	0	0	0	6	3.0
Parrish, L.	1	6	0	0	0	0	0	6	6.0
Jennings, B.	10	0	0	0	0	6	0	6	0.6
Pope, K.	11	0	0	0	0	6	0	6	0.5
Irons, P.	11	0	5	0	0	0	0	5	0.5
Samuels, S.	11	0	0	0	0	5	0	5	0.5
Brown, R.	11	0	0	0	0	0	3	3	0.3
Bredwood, A.	6	0	0	2	0	0	0	2	0.3
TEAM	3	-8	0	0	0	0	0	-8	-2.7
<b>Total</b>	<b>11</b>	<b>1756</b>	<b>2931</b>	<b>282</b>	<b>688</b>	<b>165</b>	<b>76</b>	<b>5898</b>	<b>536.2</b>
<b>Opponents</b>	<b>11</b>	<b>1386</b>	<b>2534</b>	<b>337</b>	<b>1166</b>	<b>131</b>	<b>45</b>	<b>5599</b>	<b>509.0</b>

## DEFENSIVE LEADERS

	GP	UT	AT	TOTAL	TACKLES		-SACKS- INT-YDS	-PASS DEF- BRUP QBH		FUMBLES RCV-YDS	BLKD FF KICK		SAF
					FOR	LOSS		NO-YARDS					
44 Jennings, B.	10	72	49	121	1-3	1-3	1-6	7	7	2-0			
9 Pope, K.	11	52	61	113	7-28	2-10	2-6	5					
12 Howard, A.	11	63	38	101	1-2		1-80	5			1		
58 Boulware, M.	11	37	44	81	6-17		3-52	4	1	2-73	1		
28 Hope, C.	11	46	30	76	1-1		3-0	10			1		
45 Dockett, D.	11	33	35	68	22-64				19		2		
10 Samuels, S.	11	28	12	40	1-2		1-5	7			1		
42 Hudson, J.	11	15	23	38	2-2			1			1		
91 Womble, J.	10	15	22	37	5-8				3		1		
90 Emanuel, K.	11	17	19	36	7-23	1-7			2				
48 Jackson, A.	9	19	14	33	8-34	5-29		1	16				
99 Johnson, T.	10	12	19	31	8-24	2-9			2	1-0	1		
7 Brown, R.	11	24	5	29				3		1-3			
3 Tatum, M.	10	18	9	27			2-0	6		1-0			
59 Howard, C.	9	10	14	24	2-18	2-18			5				
97 Benford, T.	11	11	12	23	4-14	1-8							
8 McFadden, B.	11	19	3	22				2		1-0			
46 Jackson, G.	11	11	5	16									
92 Charles, J.	11	4	12	16	1-5	1-5			1				
55 Moore, E.	9	8	7	15	2-10	1-8			2				
27 Osei, C.	10	12	3	15			1-0	1					
94 Jackson, O.J.	8	2	13	15					1				
66 Church, M.	10	8	6	14						2-0			
13 Hetzel, J.	6	9	3	12									
23 Carter, J.	6	7	4	11				1				1	
40 Augustin, A.	11	3	7	10					1		1		
30 Newton, P.	9	4	5	9									
41 Hall, K.	11	3	6	9			1-16					1	
69 Shaw, M.	7	3	4	7	1-1								
93 Powell, E.	2	4	3	7					1				
71 Ross, B.	3	3	3	6									
85 Stein, J.	10	4	1	5									
32 Smith, L.	8	5		5				3					
24 Ward, B.J.	9	4		4									
89 Sawyer, B.	11	2	2	4									
35 Shelton, E.	11	3	1	4									
49 Myers, B.	11	2	2	4									
57 May, R.	10	1	2	3									
75 Collier, C.	3	2	1	3	1-1								
16 Rix, C.	11	2		2									
61 Holland, M.	11	1	1	2									
29 Selvidio, P.J.	1		1	1									
20 Maddox, N.	11	1		1									
6 Jones, G.	11		1	1									
37 Gwaltney, C.	11		1	1									
36 Tony, G.	5		1	1									
31 Robinson, D.	9								1				
TEAM	3												1
<b>Total</b>	<b>11</b>	<b>599</b>	<b>504</b>	<b>1103</b>	<b>80-257</b>	<b>14-93</b>	<b>15-165</b>	<b>57</b>	<b>61</b>	<b>10-76</b>	<b>10</b>	<b>2</b>	<b>1</b>
<b>Opponents</b>	<b>11</b>	<b>-</b>	<b>-</b>	<b>-</b>	<b>-</b>	<b>29-212</b>	<b>13-131</b>	<b>42</b>	<b>1</b>	<b>8-45</b>	<b>9</b>	<b>2</b>	<b>2</b>

## DEFENSIVE GAME-BY-GAME

TACKLES	UA-AT	TT	DU	UAB	UNC	WF	UM	UVA	MD	CU	NCST	UF	GT
Jennings, B.	72-49	121	5-3	5-3	5-4	4-6	6-9	9-1	11-3	6-8	14-5	7-7	DNP
Pope, K.	52-61	113	7-4	3-5	4-6	10-4	6-8	2-3	3-7	3-11	7-3	4-3	3-7
Howard, A.	63-38	101	6-2	6-5	9-4	5-3	5-4	2-3	7-3	8-3	7-5	6-1	2-5
Boulware, M.	37-44	81	1-2	3-3	1-3	3-4	4-5	6-2	7-4	6-5	2-4	4-6	0-6
Hope, C.	46-30	76	5-4	3-1	7-0	6-3	3-0	0-3	6-3	7-5	4-3	5-4	0-4
Dockett, D.	33-35	68	2-3	4-4	3-3	2-3	3-4	3-3	2-3	4-3	3-3	3-4	4-2
Samuels, S.	28-12	40	2-0	4-0	0-1	1-0	3-1	5-1	2-0	3-3	1-0	5-2	2-4
Hudson, J.	15-23	38	2-3	2-2	1-2	1-1	1-2	2-2	1-0	0-1	1-2		4-8
Womble, J.	15-22	37	DNP	1-2	1-3	2-3	3-1	2-1	1-3	2-2	2-1	1-2	0-4
Emanuel, K.	17-19	36	2-3	3-2	1-2	3-1	0-2	1-2	1-1	3-2	1-2	1-1	1-1
Jackson, A.	19-14	33	2-1	3-2	3-2	1-1	DNP	DNP	3-1	4-2	1-3	1-1	1-1
Johnson, T.	12-19	31	2-2	2-2	1-1	DNP	1-3	2-2	1-2	1-3	1-2	1-2	
Brown, R.	24-5	29		1-0	1-0	3-0	3-1	3-3	2-0	3-0	1-0	2-1	5-0
Tatum, M.	18-9	27	3-0	2-1	2-2	DNP		1-0	2-0	3-2	3-2	0-1	2-1
Howard, C.	10-14	24	DNP	DNP	3-1	0-2	1-2	2-2	1-2	1-1	1-2	1-1	0-1
Benford, T.	11-12	23	2-1	0-1	0-1	3-2	1-3	1-1		3-2	1-1		
McFadden, B.	19-3	22	3-0	3-0	1-0	3-0				4-2	3-1	2-0	
Jackson, G.	11-5	16		2-1	1-0	3-3		2-0		2-0	1-0		0-1
Charles, J.	4-12	16	1-1	0-3	0-2		0-1	0-2	1-0	1-3		1-0	
Moore, E.	8-7	15	DNP	DNP	1-0	2-3	0-2	1-1	1-0	1-0	1-1	1-0	

Jackson, O.J.	9-13	15	0-3	0-3	1-2	DNP	1-2	0-2	DNP	-	0-1	-	DNP
Osel, C.	12-3	15	1-0	DNP	2-0	2-1	2-1	2-0	-	-	2-1	-	1-0
Church, M.	8-6	14	2-0	0-1	-	1-1	DNP	1-1	1-0	1-1	0-1	1-1	1-0
Hetzel, J.	9-3	12	DNP	DNP	DNP	DNP	DNP	2-1	2-0	2-0	0-1	1-0	2-1
Carter, J.	7-4	11	4-2	-	1-0	1-2	-	1-0	DNP	DNP	DNP	DNP	DNP
Augustin, A.	3-7	10	1-1	-	2-0	0-1	-	0-1	-	0-1	-	-	0-3
Hall, K.	3-6	9	-	-	1-1	1-0	-	1-1	0-1	-	0-2	-	0-1
Newton, P.	4-5	9	1-0	0-2	0-1	1-0	1-0	0-1	-	DNP	DNP	1-0	0-1
Shaw, M.	3-4	7	0-1	DNP	-	1-3	DNP	DNP	-	-	DNP	2-0	-
Powell, E.	4-3	7	1-2	3-1	DNP	DNP	DNP	DNP	DNP	DNP	DNP	DNP	DNP
Ross, B.	3-3	6	1-1	DNP	DNP	2-2	DNP	DNP	DNP	DNP	DNP	-	DNP
Smith, L.	5-0	5	2-0	1-0	DNP	DNP	DNP	1-0	-	-	1-0	-	-
Stein, J.	4-1	5	2-0	-	-	1-0	0-1	-	-	1-0	-	-	DNP
Myers, B.	2-2	4	1-0	-	-	-	-	-	-	1-2	-	-	-
Sawyer, B.	2-2	4	0-1	-	1-0	-	-	-	-	-	-	-	1-1
Ward, B.J.	4-0	4	DNP	DNP	-	-	-	-	2-0	1-0	1-0	-	-
Shelton, E.	3-1	4	-	-	-	1-0	0-1	-	-	-	-	2-0	-
Collier, C.	2-1	3	1-1	-	DNP	1-0	DNP	DNP	DNP	DNP	DNP	DNP	DNP
May, R.	1-2	3	-	0-1	-	-	-	1-1	-	DNP	-	-	-
Rix, C.	2-0	2	-	-	1-0	1-0	-	-	-	-	-	-	-
Holland, M.	1-1	2	-	-	-	-	0-1	-	-	-	-	1-0	-
Gwaltney, C.	0-1	1	-	-	-	0-1	-	-	-	-	-	-	-
Tony, G.	0-1	1	0-1	-	-	-	DNP	DNP	DNP	DNP	DNP	DNP	-
Maddox, N.	1-0	1	-	-	-	-	-	-	-	-	1-0	-	-
Jones, G.	0-1	1	-	-	-	-	0-1	-	-	-	-	-	-
Selvidio, P.J.	0-1	1	DNP	DNP	DNP	DNP	DNP	DNP	DNP	DNP	0-1	DNP	DNP

### RUSHING/RECEIVING GAME-BY-GAME

RUSHING	NO-YDS/TD	DU	UAB	UNC	WF	UM	UVA	MD	CU	NCST	UF	GT
Jones, G.	134-713/6	7-45/1	9-34/0	6-18/0	9-43/2	15-91/1	18-107/0	12-39/1	17-160/1	12-70/0	6-5/0	23-101/0
Maddox, N.	98-438/3	8-86/1	9-45/0	12-34/0	19-94/2	8-51/0	15-76/0	12-51/0	6-17/0	1-4/0	5-11/0	3-3/0
Rix, C.	99-389/3	2-20/0	11-52/1	10-44/0	7-18/0	18-42/0	6-2/0	6-34/0	7-47/0	11-52/1	7-18/0	14-60/1
Shelton, E.	29-130/0	8-12/0	-	1-2/0	1-6/0	1-14/0	10-95/0	-	2-4/0	3-3/0	3-6/0	-
McCray, W.	27-51/5	2-2/1	4-8/1	3-2/0	2-10/0	1-1/1	4-6/1	6-18/0	-	DNP	-	5-4/1
McPherson, A.	23-16/0	5-25/0	2-4/0	4-10/0	3-10/0	5-15/0	2-13/0	2-13/0	DNP	DNP	-	-
Tony, G.	3-10/0	2-6/0	1-4/0	-	DNP	DNP	DNP	DNP	DNP	DNP	-	-
Maeder, C.	3-8/0	-	-	-	2-5/0	-	-	-	-	1-3/0	-	-
Ford, D.	7-6/0	3-10/0	4-4/0	DNP	DNP	DNP	DNP	DNP	DNP	DNP	DNP	DNP
Parrish, L.	2-6/0	DNP	DNP	DNP	DNP	DNP	2-6/0	DNP	DNP	DNP	DNP	DNP
Thorpe, C.	2-5/0	-	1-0/0	-	-	-	-	1-5/0	-	-	-	-
TEAM	5-8/0	DNP	DNP	DNP	DNP	DNP	1-2/0	DNP	3-6/0	DNP	DNP	1-0/0
Gardner, T	2-8/0	1-6/0	-	1-2/0	-	-	-	-	-	-	-	-

RECEIVING	NO-YDS/TD	DU	UAB	UNC	WF	UM	UVA	MD	CU	NCST	UF	GT
Walker, J.	45-944/7	5-62/0	3-104/0	2-51/0	3-111/1	3-29/0	6-124/1	2-48/1	6-162/2	8-121/1	5-67/0	2-65/1
Gardner, T.	33-649/11	-	4-61/1	1-29/1	5-85/1	3-92/1	2-28/0	6-140/3	6-115/2	4-76/2	2-23/0	-
Bell, A.	29-433/1	1-5/0	1-19/0	2-14/0	6-96/0	5-60/0	1-4/0	4-104/1	4-44/0	-	3-18/0	2-69/0
Thorpe, C.	15-286/1	5-68/1	-	2-38/0	-	1-14/0	-	1-51/0	1-38/0	1-17/0	1-45/0	3-15/0
Maddox, N.	26-262/1	2-33/1	2-27/0	2-4/0	-	4-68/0	1-26/0	-	1-3/0	4-42/0	8-36/0	2-23/0
Sam, P.K.	11-158/2	1-5/0	1-8/0	-	-	-	1-28/0	1-6/0	1-7/0	2-41/0	1-5/1	3-58/1
Ward, B.J.	6-81/1	DNP	DNP	-	3-66/1	-	-	-	-	1-5/0	2-10/0	-
Kaleikini, J.	5-35/0	1-9/0	1-6/0	-	-	-	DNP	DNP	DNP	DNP	3-20/0	-
Donaldson, C.	3-26/0	-	-	-	-	-	-	2-14/0	-	-	-	1-12/0
McCray, W.	3-22/0	1-7/0	1-9/0	-	-	-	-	-	-	DNP	-	1-6/0
Hughes, P.	2-13/0	-	1-5/0	-	-	-	1-8/0	-	-	-	-	-
Jones, G.	3-11/0	-	1-7/0	-	-	1-1/0	-	-	-	-	1-5/0	-
Smith, T.	1-7/1	-	DNP	DNP	DNP	DNP	1-7/1	DNP	-	DNP	DNP	DNP
Irons, P.	1-5/1	-	-	-	-	-	1-5/1	-	-	-	-	-
Rix, C.	1-1/0	-	-	-	-	-	-	-	-	-	1-1/0	-

### PASSING GAME-BY-GAME

#### #16 RIX, C.

	ATT	COMP	INT	PCT	YDS	TD	LG	SACK	YDS
Duke	18	9	0	50.0	135	2	33	0	0
UAB	23	15	0	65.2	246	1	49	1	1
N Carolina	21	8	1	38.1	112	1	38	3	25
Wake Forest	21	16	1	76.2	345	3	52	2	20
Miami	30	13	4	43.3	222	1	57	6	36
Virginia	21	11	2	52.4	205	1	48	3	7
Maryland	24	15	1	62.5	350	5	57	1	11
Clemson	30	19	2	63.3	369	4	47	2	18
NC State	35	20	1	57.1	302	3	63	1	4
Florida	39	26	1	66.7	229	1	45	1	10
Georgia Tech	24	13	0	54.2	219	2	49	2	20
<b>TOTALS</b>	<b>286</b>	<b>165</b>	<b>13</b>	<b>57.7</b>	<b>2734</b>	<b>24</b>	<b>63</b>	<b>22</b>	<b>152</b>

#### #5 MCPHERSON, A.

	ATT	COMP	INT	PCT	YDS	TD	LG	SACK	YDS
Duke	12	7	0	58.3	54	0	17	0	0
N Carolina	4	1	0	25.0	24	0	24	2	22
Wake Forest	7	1	0	14.3	13	0	13	1	13
Miami	7	4	0	57.1	40	0	18	1	6
Virginia	4	3	0	75.0	25	2	13	0	0
Maryland	2	1	0	50.0	13	0	13	2	13
Georgia Tech	1	1	0	100.0	29	0	29	0	0
<b>TOTALS</b>	<b>37</b>	<b>18</b>	<b>0</b>	<b>48.6</b>	<b>198</b>	<b>2</b>	<b>29</b>	<b>7</b>	<b>60</b>

#### #20 MADDOX, N.

Florida	1	1	0	100.0	-1	0	0	0	0
---------	---	---	---	-------	----	---	---	---	---

#### #37 GWALTNEY, C.

Maryland	1	0	0	0.0	0	0	0	0	0
----------	---	---	---	-----	---	---	---	---	---

# 2001 FSU & OPPONENTS GAME HIGHS & LOWS

## FSU TEAM GAME LOWS

Rushes	21	at Florida (Nov. 17, 2001)
Yards Rushing	40	at Florida (Nov. 17, 2001)
Yards Per Rush	1.9	at Florida (Nov. 17, 2001)
TD Rushes	0	at Florida (Nov. 17, 2001)
Pass Attempts	23	& North Carolina (Sept. 22, 2001)
Pass Completions	9	vs. UAB (Sept. 08, 2001)
Yards Passing	136	at North Carolina (Sept. 22, 2001)
TD Passes	1	at Florida, vs. Miami, at North Carolina, vs. UAB (Nov. 17, Oct. 13, Sept. 22, & Sept. 08)
Total Offense	329	at Florida (Nov. 17, 2001)
Points	9	at North Carolina (Sept. 22, 2001)
Sacks By	5	at Clemson (Nov. 03, 2001)
Turnovers	1	at Duke, at Clemson, vs. N.C. State, vs. Georgia Tech (Sept. 01, Nov. 03, Nov. 10, & Dec. 01)
Interceptions By	0	at Duke (Sept. 01, 2001) & vs. Miami (Oct. 13, 2001)

## OPPONENT TEAM GAME LOWS

Rushes	19	at Virginia (Oct. 20, 2001)
Yards Rushing	32	at Duke (Sept. 01, 2001)
Yards Per Rush	1.1	at Duke (Sept. 01, 2001)
TD Rushes	0	at Duke (Sept. 01, 2001) & at Virginia (Oct. 20, 2001)
Pass Attempts	25	vs. Wake Forest (Sept. 29, 2001)
Pass Completions	10	vs. Wake Forest (Sept. 29, 2001)
Yards Passing	149	vs. UAB (Sept. 01, 2001)
Yards Per Pass	2.5	vs. Wake Forest (Sept. 29, 2001)
TD Passes	0	vs. UAB, vs. Wake Forest, vs. Maryland, at Clemson, vs. N.C. State (Sept. 08, Sept. 29, Oct. 27, Nov. 03, Nov. 10)
Total Offense	352	at Virginia (Oct. 20, 2001)
Points	7	vs. UAB (Sept. 01, 2001) & at Virginia (Oct. 20, 2001)
Sacks By	0	at Duke (Sept. 01, 2001)

## INDIVIDUAL GAME HIGHS

Rushes	23	Jones vs. Georgia Tech (Dec. 01, 2001)
Yards Rushing	160	Jones at Clemson (Nov. 3, 2001)
TD Rushes	2	Jones at Wake Forest (Sept. 29, 2001); Maddox vs. Wake Forest (Sept. 29, 2001)
Long Rush	56	Shelton at Virginia (Oct. 20, 2001)
Pass Attempts	39	Rix at Florida (Nov. 17, 2001)
Pass Completions	26	Rix at Florida (Nov. 17, 2001)
Yards Passing	369	Rix at Clemson (Nov. 3, 2001)
TD Passes	5	Rix vs. Maryland (Oct. 27, 2001)
Long Pass	63	Rix vs. NC State (Nov. 10, 2001)
Receptions	8	Walker vs. NC State (Nov. 10, 2001); Maddox at Florida (Nov. 17, 2001)
Yards Receiving	162	Walker at Clemson (Nov. 3, 2001)
TD Receptions	3	Gardner vs. Maryland (Oct. 27, 2001)
Long Reception	63	Walker vs. NC State (Nov. 10, 2001)
Field Goals	3	Beitia vs. UAB (Sept. 08, 2001); Beitia at Virginia (Oct. 20, 2001); Beitia at Virginia (Oct. 20, 2001)
Long Field Goal	42	Gwaltney at North Carolina (Sept. 22, 2001)
Punts	9	Gwaltney vs. Wake Forest (Sept. 29, 2001)
Punting Average	47.5	Gwaltney at North Carolina (Sept. 22, 2001)
Long Punt	60	Robinson vs. NC State (Nov. 10, 2001)
Long Punt Return	31	Thorpe at Clemson (Nov. 3, 2001)
Long Kickoff Return	41	Jennings vs. NC State (Nov. 10, 2001)
Tackles	19	Johnson at Duke (Sept. 1, 2001); Pope at North Carolina (Sept. 22, 2001); Jackson at Clemson (Nov. 3, 2001); Pope vs. Wake Forest (Sept. 29, 2001)
Sacks	2	
Interceptions	2	

## TEAM GAME HIGHS

Rushes	58	at Virginia (Oct. 20, 2001)
Yards Rushing	303	at Virginia (Oct. 20, 2001)
Yards Per Rush	5.4	at Clemson (Nov. 3, 2001)
TD Rushes	4	vs. Wake Forest (Sept. 29, 2001)

Pass Attempts	40	at Florida (Nov. 17, 2001)
Pass Completions	27	at Florida (Nov. 17, 2001)
Yards Passing	369	at Clemson (Nov. 3, 2001)
Yards Per Pass	13.4	vs. Maryland (Oct. 27, 2001)
TD Passes	5	vs. Maryland (Oct. 27, 2001)
Total Plays	85	vs. Miami (Oct. 13, 2001)
Total Offense	557	at Clemson (Nov. 3, 2001)
Yards Per Play	6.6	at Clemson (Nov. 3, 2001)
Points	55	at Duke (Sept. 01, 2001)
Sacks By	5	at Clemson (Nov. 3, 2001)
First Downs	30	vs. Miami (Oct. 13, 2001); at Virginia (Oct. 20, 2001)
Penalties	14	at North Carolina (Sept. 22, 2001)
Penalty Yards	110	vs. UAB (Sept. 8, 2001)
Turnovers	6	vs. Miami (Oct. 13, 2001)
Interceptions	3	vs. Wake Forest (Sept. 29, 2001); at Virginia (Oct. 20, 2001)

## OPPONENT INDIVIDUAL GAME HIGHS

Rushes	24	Williams at North Carolina (Sept. 22, 2001)
Yards Rushing	122	Portis vs. Miami (Oct. 13, 2001)
TD Rushes	2	Dantzler at Clemson (Nov. 3, 2001); Robinson vs. NC State (Nov. 10, 2001); Burns vs. Georgia Tech (Dec. 1, 2001)
Long Rush	71	Young vs. Wake Forest (Sept. 29, 2001)
Pass Attempts	42	Grossman at Florida (Nov. 17, 2001)
Pass Completions	27	Grossman at Florida (Nov. 17, 2001)
Yards Passing	290	Grossman at Florida (Nov. 17, 2001)
TD Passes	3	Dorsey vs. Miami (Oct. 13, 2001)
Long Pass	78	Bryant at Duke (Sept. 1, 2001)
Receptions	8	Robinson vs. NC State (Nov. 10, 2001)
Yards Receiving	111	Johnson vs. Miami (Oct. 13, 2001)
TD Receptions	2	Johnson vs. Miami (Oct. 13, 2001)
Long Reception	78	Douglas at Duke (Sept. 1, 2001)
Field Goals	3	Chandler at Florida (Nov. 17, 2001)
Long Field Goal	51	Novak vs. Maryland (Oct. 27, 2001)
Punts	9	McDonald at Duke (Sept. 1, 2001)
Punting Average	48.2	Capshaw vs. Miami (Oct. 13, 2001)
Long Punt	68	Stewart vs. UAB (Sept. 8, 2001)
Long Punt Return	68	Hamilton at Duke (Sept. 01, 2001)
Long Kickoff Return	56	Davis vs. Wake Forest (Sept. 29, 2001)
Tackles	14	Fox vs. Georgia Tech (Dec. 01, 2001)
Sacks	2	Sims at North Carolina (Sept. 22, 2001); Wilfork and Joseph vs. Miami (Oct. 13, 2001); Reed and Buchanan vs. Miami (Oct. 13, 2001); Mance at Clemson (Nov. 3, 2001)
Interceptions	2	

## OPPONENT TEAM GAME HIGHS

Rushes	57	vs. Wake Forest (Sept. 29, 2001)
Yards Rushing	265	vs. Wake Forest (Sept. 29, 2001)
Yards Per Rush	5.6	vs. Maryland (Oct. 27, 2001)
TD Rushes	4	vs. Maryland (Oct. 27, 2001); vs. NC State (Nov. 10, 2001)
Pass Attempts	43	at Florida (Nov. 17, 2001)
Pass Completions	28	at Florida (Nov. 17, 2001)
Yards Passing	330	at Florida (Nov. 17, 2001)
Yards Per Pass	9.2	vs. Miami (Oct. 13, 2001)
TD Passes	3	at North Carolina (Sept. 22, 2001); vs. Miami (Oct. 13, 2001)
Total Plays	86	at Clemson (Nov. 3, 2001)
Total Offense	463	at Clemson (Nov. 3, 2001); vs. NC State (Nov. 10, 2001)
Yards Per Play	6.3	vs. NC State (Nov. 10, 2001)
Points	49	vs. Miami (Oct. 13, 2001)
Sacks By	9	vs. Miami (Oct. 13, 2001)
First Downs	26	vs. Wake Forest (Sept. 29, 2001); at Clemson (Nov. 3, 2001); vs. NC State (Nov. 10, 2001)
Penalties	15	vs. Miami (Oct. 13, 2001)
Penalty Yards	125	vs. Miami (Oct. 13, 2001)
Turnovers	5	at Virginia (Oct. 20, 2001)
Interceptions By	4	vs. Miami (Oct. 13, 2001)

# 2001 HONOR ROLL

**XAVIER BEITIA**

All-ACC Second Team  
*The Sporting News* Third Team Freshman  
All-American

**MICHAEL BOULWARE**

All-ACC Honorable Mention

**DARNELL DOCKETT**

All-ACC First Team

**TALMAN GARDNER**

All-ACC Honorable Mention

**MONTRAE HOLLAND**

All-ACC Second Team

**CHRIS HOPE**

All-ACC First Team  
First Team Academic All-American  
National Football Foundation/College Hall  
of Fame Scholar Athlete  
ACC All-Academic Team  
CFA Post-Graduate Scholarship  
ACC Scholar Athlete  
NACDA Minority Post Graduate Scholarship

**ALONZO JACKSON**

All-ACC Honorable Mention

**BRADLEY JENNINGS**

All-ACC First Team

**TRAVIS JOHNSON**

*The Sporting News* First Team Freshman  
All-American

**KENDYLL POPE**

All-ACC Honorable Mention

**CHRIS RIX**

National Offensive Rookie of the Year  
ACC Rookie of the Year


*The Sporting News* First Team Freshman  
All-American

**JAVON WALKER**

All-ACC Second Team

**BRETT WILLIAMS**

All-ACC First Team  
ACC Jacobs Blocking Trophy winner  
(ACC's top blocker)



Darnell Dockett



Chris Hope

Brett Williams

Game 1 • September 1 • Wallace Wade Stadium • Durham, NC

# FLORIDA STATE – 55 DUKE – 13



By DAVID DROSCHAK  
AP Sports Writer

DURHAM, N.C. (AP) — Organized chaos gave way to a typical Florida State blowout Saturday night.

Chris Rix eased into the post-Chris Weinke era with two touchdown passes and the No. 6 Seminoles blocked two punts for scores to beat Duke 55-13.

The Seminoles spotted the Blue Devils an early touchdown in the season opener for both teams, then clamped down on defense and made a pair of special team plays in the second quarter that turned the game around.

It's a good thing, because coach Bobby Bowden was upset in the first quarter by an offense that didn't appear

to be on the same page. "If ya'll knew what we were trying to do out there, and then what actually happened, you would say we don't have any sense at all," said the 71-year-old Bowden, who won his 316th game.

"In the first quarter, if there were 90 plays, 12 of them looked like something we had never practiced. I was thinking, 'Bowden, you've got a new coordinator up there, you've got another quarterback coach and we're not communicating, we're not getting the point to that kid out there.'"

In the end talent won out as the Seminoles broke in more than a dozen new starters and their defense limited Duke to 226 total yards and just nine first downs.

Rix wore Weinke's No. 16, but his performance at quarterback was average in his first start replacing last year's Heisman Trophy winner. Weinke, now the starting QB for the Carolina Panthers, threw for a school-record 536 yards against the Blue Devils in a 63-14 win last year.

The Seminoles scored 31 points by the half, but Rix had just 93 yards and finished 9-of-18 for 135 yards throwing to a depleted group of receivers. His TD passes of 26 and 33 yards came after Florida State already had a big lead.

"I finished much better than I started," Rix said. "Hopefully I can start games like that rather than waiting to get the momentum and get the tempo going. I didn't finish perfect and there are things I need to improve on, but that touchdown pass was a good thing to end on."

Bowden replaced Rix late in the third quarter with the Seminoles up by 39 and en route to their 13th straight season-opening victory. Florida State also improved to 71-2 in Atlantic Coast Conference games.

Florida State, normally a pass-happy team that led the nation in scoring and total offense a season ago, started the game with two tight ends, didn't use its no-huddle offense and mostly stuck to the ground to try to get Rix comfortable. The freshman was off the mark early and was short on some deep routes as the Blue Devils hung close for 18 minutes before dropping their 13th straight — the nation's longest losing streak.

Florida State's defense blew a coverage in the first quarter to allow Chris Douglas to race 78 yards with a short pass as Duke went up 6-0.


After Florida State's second delay-of-game penalty in three series, Bowden encouraged Rix on the bench as the signal-caller had nothing to show but a 1-for-4 start.

The 6-foot-4, 205-pound Rix completed his best pass of the first half — a 23-yard slant — on his next series as the Seminoles closed to 6-3.

Duke's freshman punter then ran into trouble early in the second quarter as the Blue Devils missed All-America kicker Brian Morton, who averaged 42.6 yards in four seasons.


Trey McDonald fumbled a perfect snap deep in his own territory, and after a wild scramble for the ball, Michael Boulware came up with it at the Duke 2.

William McCray scored on the next play to start Florida State's big quarter.



Nick Maddox returned to his home state as FSU's starting tailback and the junior rushed for 86 yards on eight carries and scored a pair of touchdowns.





Jerome Carter

Kyle Hall

"Whatever momentum we had we decided to give it right back to them," Duke coach Carl Franks said.

After holding Duke on three plays, Jerome Carter blocked McDonald's next punt. The ball bounced once and then right into Carter's hands as he raced in from 12 yards out and the rout was on.

"The goal for all the freshmen who came on the trip was to play our hearts out and show people why Florida State signed us," said Carter, one of several first-year players who shined.

Former North Carolina prep star Nick Maddox, making his first career start after waiting his turn behind Travis Minor, scored twice over the final 5:14 of the half.

Maddox showed his speed on a 51-yard run as he got a good downfield block by P.K. Sam to cap off the scoring burst. The junior then caught the first career TD pass by Rix, a 26-yarder over the middle.

"I felt like the North Carolina people thought he had been lost in the shuffle, so I was so glad to see him do what he did," Bowden said.

McDonald's first punt attempt of the third quarter was also blocked, this time in the end zone by Kyle Hall. Gennaro Jackson pounced on the ball for a 38-6 lead.

A mock cheer went up from the Duke fans late in the third quarter when McDonald got off a punt without it being blocked. Duke has lost 16 straight games to ranked teams dating to 1994 and is 3-62 in its last 65.

"We can give ourselves a great chance to a bunch of games if we don't go out there and give the other team easy opportunities," said Franks, whose team held the Seminoles to 389 total yards.

#### SCORE BY QUARTERS

Florida State	0	31	14	10	55
Duke	6	0	7	0	13

#### FIRST QUARTER

DUKE—Douglas 78 pass from Bryant (kick failed), 4-46

#### SECOND QUARTER

FSU—FG Beitia 40, 13-45

## DUKE GAME NOTES

### THE LAST TIME

The last time Duke scored first in a game with the Seminoles was in the 1997 season, the last time the two clubs met in Durham. The Blue Devils scored at the 9:55 mark of the first quarter after an FSU fumble set them up for a short 19-yard drive. FSU would tie the game at the 3:33 mark of the first quarter which began a streak of five unanswered touchdowns as the Seminoles took a 35-7 lead into halftime and won the game, 51-27.

### DEFENSE GETS NOLES STARTED

True freshman Jerome Carter's blocked punt and 12-yard return for a touchdown was the first time FSU has blocked a punt for a score since the 1999 National Championship game vs. Virginia Tech. LB Tommy Polley recorded the block while RB Jeff Chaney earned the score with a six-yard run. FSU recorded just one blocked punt all of last season and it was by Stanford Samuels in the NC State game.

### BIG QUARTER

FSU scored 31 points in tonight's second quarter. The last time FSU scored 31 or more points in a single quarter was in the 1994 game vs. Duke in Tallahassee. FSU scored 32 points in the second quarter of that game and went on to 59-20.

### ACTUALLY...

Actually seven true freshmen saw action in tonight's first half. Ray Piquon, who enrolled at FSU in January, was omitted from the original list. He joined Xavier Beitia, Jerome Carter, Kyle Hall, Paul Irons, P.K. Sam and Craphonso Thorpe. Eric Shelton, Adrian McPherson, Dominic Robinson and Marcello Church all saw playing time in the second half, bringing the total for the game to 11 true freshmen. FSU played seven true freshmen in 2000.

Tonight was sophomore LB Kendyll Pope's second career start. He made his first career start in last year's opener vs. BYU in place of Tommy Polley.

### TRUE FRESHMEN SHINE

Kyle Hall became the second FSU true freshman to block a punt in tonight's game (Gennaro Jackson recovered it for the score). True freshman Jerome Carter blocked a punt and returned it 12 yards for a touchdown in the second quarter. The last time FSU blocked two punts in a game was in 1996 against North Carolina. True freshman Craphonso Thorpe scored his first career touchdown in the third quarter with a 33-yard snag from Chris Rix. He finished the game with a team-leading 68 receiving yards on five catches (tying senior Javon Walker's five receptions). True freshman kicker Xavier Beitia was perfect tonight, hitting seven PATs and field goals from 40 and 31 yards out.

### MAKE IT 11-1

Redshirt freshman Chris Rix's start tonight marked the 12th first time starter at QB for Florida State since the 1985 season. FSU is now 11-1 in those games, including 10 straight wins in that situation.

FSU—McCray 2 run (Beitia kick), 12:01
FSU—Carter 12 blocked punt return (Beitia kick), 10:29
FSU—Maddox 51 run (Beitia kick), 5:14
FSU—Maddox 26 pass from Rix (Beitia kick), 1:05

### THIRD QUARTER

FSU—G. Jackson recovers blocked punt in end zone (Beitia kick), 11:06
FSU—Thorpe 33 pass from Rix (Beitia kick), 5:16
DUKE—Hamilton 68 punt return (Garber kick), 1:15

### FOURTH QUARTER

FSU—G. Jones 16 runs (Beitia kick), 13:36
FSU—FG Beitia 31, 7:34

### TEAM STATISTICS

	FSU	DU
First downs	19	9
Rushes-yards	38-200	36-32
Passing	189	194
Comp-Att-Int	16-30-0	13-30-0
Return Yards	69	92

Punts-Avg.	8-42	11-28
Fumbles-Lost	1-0	3-1
Penalties-Yards	6-45	8-62
Time of Possession	34:05	25:55
Attendance		23,312

### INDIVIDUAL STATISTICS

**RUSHING**—FSU: Maddox 8-86, G. Jones 7-45, McPherson 5-25, Rix 2-20, Shelton 8-12, Ford 3-10, Tony 2-6, McCray 2-2, Gardner 1-(minus 6). DU: Douglas 15-31, Bryant 8-14, Wade 7-13, Pastore 4-13, A. Smith 1-(minus 9), McDonald 1-(minus 30).

**PASSING**—FSU: Rix 9-18-0-135, McPherson 7-12-0-54. DU: Bryant 9-26-0-167, A. Smith 4-4-0-27.

**RECEIVING**—FSU: Thorpe 5-68, Walker 5-62, Maddox 2-33, Kaleikini 1-9, McCray 1-7, Sam 1-5, Bell 1-5. DU: Douglas 2-85, Brzezinski 2-32, Love 2-24, Erdeljac 2-16, Sharpe 2-11, Hart 1-10, Wade 1-10, Pastore 1-6.

Game 2 • September 8 • Doak Campbell Stadium • Tallahassee, FL

# FLORIDA STATE - 29 ALABAMA-BIRMINGHAM - 7



By BRENT KALLESTAD  
Associated Press Writer

TALLAHASSEE, Fla. (AP)—Florida State coach Bobby Bowden noted that quarterback Chris Rix had better luck in his second collegiate start than Chris Weinke did three years ago.

Rix passed for a touchdown, somersaulted for another and set up three more scores as the sixth-ranked Seminoles beat Alabama-Birmingham 29-7 Saturday night.

"It was not bad for a rookie quarter-

back," Bowden said. "Let me say this, it was a lot better than Weinke's second start."

Weinke, who makes his debut Sunday as a starter with the Carolina Panthers, was intercepted six times in his second game as Florida State's quarterback in 1998 when Florida State was upset 24-7 at North Carolina State. However, Weinke went on to lead Florida State to three straight national championship games and won the Heisman Trophy last year.

"Rix really made some plays," Bowden said. Rix gave the Seminoles a 13-0 lead with just over six minutes left in the half when he scored on a spectacular 2-yard forward flip. The redshirt freshman quarterback tried to hurdle into the end zone and was hit as he went airborne, doing a 360-degree flip and landing on his feet for the score.

"I think the guy might have hit my knees," Rix said. "I know I can't jump in there and flip like that on my own."

Making just his second collegiate start, Rix completed 15 of 23 passes for 246 yards and added a team-high 52 yards rushing, becoming the first Florida State quarterback to lead the team in rushing since Charlie Ward — Florida State's first Heisman winner — in 1993 at Notre Dame.

Florida State (9-0), which faces a key Atlantic Coast Conference game against No. 10 Georgia Tech next Saturday, extended its home winning streak to 36 games and upped its unbeaten homefield string to 53 games, dating to a 17-16 loss to Miami on Nov. 16, 1991.

Although leading 13-0 at the half, Florida State changed its offensive plan noticeably during the break, freeing the rangy Rix to use his mobility and roll out to neutralize a pesky UAB defense.

"I felt a little more relaxed when I was able to get out of the pocket a little," said the 6-4, 205-pound Rix.

"I remember two or three times we had the quarterback sacked and he pulls out and raised up and throws one deep and someone outjumps us for the ball," UAB coach Watson Brown said. "They made all the plays."


Rix's 16-yard run for a first down was the key play on a 61-yard scoring drive capped by William McCray's 2-yard TD that gave Florida State a 19-0 lead on its first series of the second half.

UAB (1-1) pulled to 19-7 when it scored its lone touchdown with 6:37 left in the third quarter on Jegil Dugger's 2-yard run, completing a 65-yard, nine-play drive helped by a Florida State roughing-the-passer penalty.


But Florida State answered swiftly, taking a 26-7 lead on Rix's 32-yard touchdown pass to Talman Gardner.

Rix and Javon Walker teamed up on long passing plays to set up a pair of first-half field goals by Xavier Beitia that gave the Seminoles a 6-0 lead.

Beitia's 36-yard field goal put Florida State into the lead less than three minutes into the game after a 46-yard pass from Rix



Abdual Howard had 11 tackles and two passes broken up in leading FSU's defense, which held UAB to 232 yards of total offense.



Darnell Dockett

Javon Walker

to Walker. Beitia added a 21-yard field goal, ending a 64-yard drive highlighted by a Rix-Walker pass that covered 49 yards.

Beitia, a true freshman, completed the scoring with his third field goal of the game and fifth of the season — a 30-yard kick midway through the fourth quarter.

Remarkably, Florida State has not had a turnover in its first two games this season despite having a new quarterback and four starters returning on offense.

"Every game we've played, we've moved a step up," said Bowden after his 317th coaching victory. "I really think we're as far as we can be right now."

And with their first big test at hand, Florida State's players were already talking about Georgia Tech's 70-7 rout of Navy.

"I hope we're better than Navy," Florida State safety Chris Hope said. "Hopefully we can shut that 70-point offensive machine down."

#### SCORE BY QUARTERS

UAB	0	0	7	0	7
Florida State	3	10	13	3	29

#### FIRST QUARTER

FSU—FG Beitia 36, 12:15

#### SECOND QUARTER

FSU—FG Beitia 21, 11:28

FSU—Rix 2 run (Beitia kick), 6:07

#### THIRD QUARTER

FSU—McCray 1 run (kick failed), 10:32

UAB—Dugger 2 run (Gallego kick), 6:37

FSU—Gardner 32 pass from Rix (Beitia kick), 3:53

#### FOURTH QUARTER

FSU—FG Beitia 30, 7:18

#### TEAM STATISTICS

	UAB	FSU
First downs	18	21
Rushes-yards	29-83	41-135
Passing	149	246
Comp-Att-Int	13-27-1	15-23-0
Return Yards	15	41
Punts-Avg.	6-47	4-46
Fumbles-Lost	2-1	2-0
Penalties-Yards	11-106	11-110
Time of Possession	26:28	33:32
Attendance		79,388

## ALABAMA-BIRMINGHAM GAME NOTES

### EARLY ACTION

A total of 50 Seminoles saw playing time in tonight's first quarter.

### HE NAILED THE LANDING

Chris Rix recorded his first career rushing touchdown at the 6:07 mark of the second quarter with a two-yard frontward flip into the endzone. It was a flip that would make former Cardinal great Ozzie Smith proud.

### MARCHING CHIEFS ALSO LOOKING GOOD

The Marching Chiefs are sporting new uniforms tonight. They are the first new uniforms since the 1989 season.

### BELL CONTINUES STREAK

With his 19-yard catch in the third quarter, senior WR Atrews Bell has now recorded a reception in 15 straight games, including the Orange Bowl.

### MCCRAY MAKES THE MOST OF SHORT YARDAGE

Senior FB William McCray's rushing touchdown in the third quarter was his second of the season and 13th of his career. McCray has 10 one-yard rushing TDs. All 13 TDs have been from the three-yard line or less.

### FIRST OF HIS CAREER

WR Talman Gardner's 32-yard touchdown reception marked the junior's first career TD. His career-long reception is 52 yards. He had a career-high four receptions and a career-high 61 yards receiving in tonight's game.

FB William McCray recorded a four-yard loss in the third quarter. In 81 career rushes, this is the first carry for loss for the senior.

Malcolm Tatum recorded his first career interception in tonight's fourth quarter.

### RIX HAS SOME TRIX

Chris Rix not only recorded his first career 200-yard game (246 yards), but he also led the team in rushing (52 yards), including running in a touchdown himself.

### THE LAST TIME

Before tonight, the last time an FSU QB led the team in rushing was the 1993 national championship season. Charlie Ward did it twice against (Sept. 18) North Carolina (5-69-0) and (Nov. 13) Notre Dame (11-38-0).

### FIRST SACK ALLOWED

In 53 passing attempts this season, the FSU offensive line has given up just one sack, as Chris Rix was sacked in the fourth quarter of tonight's game.

### HOME STREAKS

With tonight's victory, FSU has extended its home-winning streak to 36 games and home unbeaten streak to 53 games.

### INDIVIDUAL STATISTICS

**RUSHING—UAB:** Dugger 16-52, Aaron 7-20, Dudley 4-19, Anderson 1-(minus 3), Southall 1-(minus 5). **FSU:** Rix 11-52, Maddox 9-45, Jones 9-34, McCray 4-8, Tony 1-4, Thorpe 1-0, Ford 4-(minus 4), McPherson 2-(minus 4).

**PASSING—UAB:** Aaron 13-27-1-149. **FSU:** Rix

15-23-0-246.

**RECEIVING—UAB:** Dugger 3-23, Quinnie 3-22, Johnson 2-34, Little 2-27, Southall 1-20, White 1-13, Borders 1-10. **FSU:** Gardner 4-61, Walker 3-104, Maddox 2-27, Bell 1-19, McCray 1-9, Sam 1-8, Jones 1-7, Kaleikini 1-6, Hughes 1-5.



Game 3 • September 22 • Kenan Memorial Stadium • Chapel Hill, NC

# FLORIDA STATE - 9 NORTH CAROLINA - 41

By DAVID DROSCHAK

CHAPEL HILL, N.C. (AP)—Florida State has handed out its share of beatings since joining the ACC in 1992. North Carolina returned the favor Saturday in one of the biggest wins in its 111 years of football. "I haven't even got a speech for this," Florida State coach Bobby Bowden said as his No. 6 Seminoles turned the ball over five times in a stunning 41-9 loss.

"They got what they deserved—a win—and we got what we deserved—a loss. We're not good enough to play like this."

The defeat was a major jolt to Bowden's program, which had been to the national title game each of the last three years.

"This team has to decide what it wants to do," Bowden said. "I didn't see anything that resembled poise, I didn't see any execution. I think it was a complete breakdown."

The Tar Heels, 0-3 and a 17-point underdog, used a 34-point second half to stun Bowden's Seminoles (2-1, 1-1).

"I jumped around with everybody

else," North Carolina senior quarterback Ronald Curry said when asked what he did after the game. "I'm still a kid—especially at heart."

North Carolina also limited Florida State to just 11 first downs and 34 second-half yards.

"We felt like we could dominate their offense from the first play of the game," linebacker David Thornton said. "Their offense wasn't too complicated and we felt like we had the speed and the talent up front to go out and be aggressive and attack all game."

It took UNC coach John Bunting, a former NFL assistant who replaced Carl Torbush this season, about 15 minutes to weave his way through a mob of fans who stormed the field and eventually took one of the goal posts to the ground.

"I didn't anticipate everybody being on the field after the game, that's for sure," Bunting said after his victorious home debut. "I guess if you win that's going to happen, isn't it? I'm too old. I needed to be evacuated. But we need to do that some more and I'll get in better shape."


Backup quarterback Darian Durant threw a pair of touchdown passes for the Tar Heels (1-3, 1-1) and Jeff Reed had two field goals as North Carolina took command in the third period to hand Florida State its third ACC loss in nine-plus seasons—a span of 74 games.

The Seminoles did lose in the second game of the 1998 season at N.C. State and made it to the Fiesta Bowl. However, Florida State still has No. 1 Miami, No. 2 Florida, No. 10 Georgia Tech and No. 19 Clemson left on its 2001 schedule.


"There are question marks, but they're questions that have to be answered," Florida State running back Nick Maddox said. "I don't think this is a game that's going to break our backs. We need to take this as a lesson. If we take it as a loss it's going to be a long season." North Carolina, which had already lost at No. 3 Oklahoma and No. 5 Texas, beat its highest-ranked team since a 7-6 victory over No. 6 Duke in 1960. The Tar Heels have never beaten a top 5 team.

The loss matched Florida State's worst since a 52-20 drubbing by Florida in the 1997 Sugar Bowl, and worst in the regular season since Auburn beat the Seminoles 59-27 in 1985.

Florida State didn't turn the ball over in season-opening wins against Duke and Alabama-Birmingham, but freshman Chris Rix fumbled twice and threw an interception.



*Kendyll Pope had 10 tackles against North Carolina and the sophomore had 10 or more tackles in eight games in 2001.*



Stanford Samuels

Craphonso Thorpe

By early in the fourth quarter, North Carolina fans were mocking the Seminoles with their version of the war chant, a scene not seen too often in ACC football circles.

"We let them get encouraged, we let them get their confidence up and they took advantage of it," Bowden said. "That didn't look like the North Carolina team I've seen the last three games."

Curry, benched in favor of Durant to start the second half, capped off the stunner when he found Kory Bailey on a 53-yard scoring pass with 13:12 left that put the Tar Heels up by 18. Curry had reentered the game after Durant hurt his leg trying to pooch punt.

North Carolina limited the Seminoles to just 11 yards in the pivotal third quarter. Florida State never seemed to recover after an 85-yard touchdown pass from Rix to Javon Walker was called back because of a holding penalty with 6:23 left in the third.

A series later, Rix's pass was picked off by Julius Peppers, and Reed's 39-yard field goal gave the Tar Heels a 20-9 lead. After running the ball on its first eight plays of the game, Florida State got its initial first down 10 minutes in near midfield, but Rix fumbled after scrambling for an 11-yard run on the next play and North Carolina took over. After Florida State's first turnover of the season, the Tar Heels drove 61 yards to take the lead late in the first, getting a 20-yard scoring pass from Durant to Sam Aiken.

The Seminoles had yet to score midway through the second quarter and appeared to be going nowhere when Rix was sacked for an 11-yard loss at his own 33. But a 38-yard pass over the middle to Walker and a 21-yard TD pass to Taiman Gardner tied the score moments later. Less than two minutes later, North Carolina had some confusion with personnel on its punting unit and deep snapper Greg Warren hiked the ball well over the head of John Lafferty and out of the end zone for a safety.

Players from both teams wore American flags on the back of their helmets in tribute to those who lost their lives in the terrorist attacks.

## NORTH CAROLINA GAME NOTES

### IT'S A FIRST FOR SAMUELS

Stanford Samuels gained his first career interception in the third quarter against the Tar Heels. His first interception came in his 13th career game.

### SEPT. 12, 1998

Florida State lost an Atlantic Coast Conference game for the first time since Sept. 12, 1998, a span of 23 conference games. NC State was the last ACC team to beat Florida State, 24-7, in a game played in Raleigh, N.C. Florida State is now 72-3 all-time in conference play. All three of Florida State's conference losses have been on the road (at Virginia, 1995; at NC State, 1998 and at North Carolina, 2001).

### MOST POINTS

The 41 points scored by North Carolina is the most points scored against Florida State in an ACC game since Georgia Tech scored 35 in a 41-35 Florida State victory on Sept. 11, 1999. The 35 points by Georgia Tech in 1999 and by NC State in a 48-35 Florida State win over the Wolfpack on Nov. 1, 1997 is the most ever allowed by Florida State in an ACC game.

### MOST POINTS ALLOWED SINCE

The 41 points scored by North Carolina is the most given up by Florida State since a 52-20 loss to Florida on Jan. 2, 1997 in the Sugar Bowl.

### BIGGEST LOSS SINCE

North Carolina's 32-point margin of victory over Florida State is the largest for the Seminoles since a 32-point loss to Florida in the 1996 Sugar Bowl on Jan. 2, 1997.

### MOST TURNOVERS SINCE

Florida State's five turnover's against North Carolina is the most since surrendering six against NC State on Sept. 12, 1997. The Seminoles turned the ball over on six interceptions by Chris Weinke in a 24-7 loss to the Wolfpack.

### MAKING THE GRADE

The Atlanta Journal-Constitution published a list on Thursday comparing graduation rates between football players and the general student body at all ACC schools. FSU ranked second in the ACC behind Duke with a student body graduation rate of 63% and football grad rate of 53% for a differential of -10%. Duke's student body graduates at a 92% clip and its football players at 89%.

### FIRST TURNOVER

The fumble by quarterback Chris Rix in the first quarter which was subsequently recovered by North Carolina's Joey Evans was Florida State's first turnover of the year. It had run 145 plays through the first eight plus quarters of the season before turning the ball over.

### SCORE BY QUARTERS

Florida State	0	9	0	0	9
North Carolina	7	0	13	21	41

### FIRST QUARTER

UNC--Aiken 20 pass from Durant (Reed kick), 1:12

### SECOND QUARTER

FSU--Gardner 29 pass from Rix (Beitia kick), 5:18  
FSU--Safety, ball snapped out of end zone, 3:29

### THIRD QUARTER

UNC--Borders 52 pass from Durant (Reed kick), 12:36

UNC--FG Reed 32, 8:12. UNC-FG Reed 39, 2:47

### FOURTH QUARTER

UNC--Bailey 53 pass from Curry (Reed kick), 13:12

UNC--Williams 11 run (Reed kick), 10:11

UNC--Curry 1 run (Reed kick), 4:20

### TEAM STATISTICS

	FSU	UNC
First downs	11	17

Rushes-yards	37-88	41-69
Passing	136	239
Return Yards	13	105
Comp-Att-Int	9-25-1	14-30-2
Punts	9-40	5-31
Fumbles-Lost	4-4	0-0
Penalties-Yards	14-103	6-55
Time of Possession	30:30	29:30
Attendance		53,000

### INDIVIDUAL STATISTICS

**RUSHING**--FSU: Rix 10-44, Maddox 12-34, Jones 6-18, Shelton 1-2, McCray 3-2, Gardner 1-(minus 2), McPherson 4-(minus 10). **UNC**: Williams 24-53, Lewis 5-29, Durant 2-10, Curry 8-(minus 6), team 2-(minus 17).

**PASSING**--FSU: Rix 8-21-1-112, McPherson 1-4-0-24. **UNC**: Curry 4-12-0-93, Durant 9-16-2-115, Leak 1-1-0-24, team 0-1-0-0.

**RECEIVING**--FSU: Walker 2-51, Thorpe 2-38, Bell 2-14, Maddox 2-4, Gardner 1-29. **UNC**: Aiken 5-63, Bailey 3-61, Russell 2-17, Lewis 2-15, Borders 1-52, Robinson 1-24.

Game 4 • September 29 • Doak Campbell Stadium • Tallahassee, FL

# FLORIDA STATE – 48 WAKE FOREST – 24



By BRENT KALLESTAD  
Associated Press Writer

TALLAHASSEE, Fla.—The Florida State Seminoles looked like their old selves Saturday night, at least for awhile.

Chris Rix threw for 345 yards and three touchdowns as the 18th-ranked Seminoles raced to an early 42-7 lead and rebounded from their worst regular-season loss since 1983 with a 48-24 victory over Wake Forest.

"I think they realized we can't just go on the field and win with our name," Florida State coach Bobby Bowden said.

"We looked better, but we can't play with a swagger yet."

But with top-ranked Miami up next, the improvement was exactly what Bowden was looking for in the wake of last week's 41-9 embarrassment at North Carolina. Florida State is off next Saturday before facing the Hurricanes at home Oct. 13.

"There had to be a different mindset and Wake Forest had to pay for last week, unfortunately," said Rix, who passed for 262 yards and three scores by halftime. "I don't think we did anything special. Just

throw and catch."

Rix, the first freshman to begin a year as the starting quarterback for a Bowden-coached team, was almost perfect with a variety of short and long throws, leading Florida State on six straight first-half scoring drives.

"They were ready to play and just took it to us," new Wake Forest coach Jim Grobe said after his first meeting against the Seminoles. "When you play Florida State, you hope you can catch them napping. They weren't napping tonight."

Nick Maddox and Greg Jones each ran for two touchdowns, and Rix teamed with Talman Gardner, Javon Walker and B.J. Ward — who just moved to the offense from the secondary — on scoring passes.

"Obviously they're not used to losing so they came out fired up," Wake Forest guard Michael Moosbrugger said. "A lot of people had it in their mind that this was a down year for Florida State. That's a bunch of bull."

Florida State (3-1, 2-1 Atlantic Coast Conference) has won 37 straight home games and is undefeated in 54 at Doak Campbell Stadium dating to a 1991 loss to Miami.

The win kept the Seminoles in the thick of the ACC race as well, especially in light of Clemson's overtime upset of Georgia Tech, leaving all but Virginia and Maryland with at least one loss in league play in the opening month.

"At least it shows we're going in the right direction," senior safety Chris Hope said.

Wake Forest (2-2, 0-2) didn't make it easy for Florida State's defense, totaling 212 yards offense by the half, including quarterback Anthony Young's 71-yard touchdown run in the first quarter.


Fabian Davis and Fred Staton also ran for touchdowns and Wake Forest scored twice on safeties in the final quarter. The first when


Florida State backup quarterback Adrian McPherson was called for intentional grounding as he tried to pass out of his end zone and the second when Jamie Scott blocked a Florida State punt with 1:18 left in the game.

Using misdirection running plays in a no-huddle offense throughout much of the game, Wake Forest managed 432 yards and 26 first downs.

"Wake Forest ran up and down the field on us," Bowden said. "We gave up a whole lot of yardage out there."

Freshman starting quarterback Chris Rix completed 16-of-21 passes for 345 yards and three touchdowns in FSU's win against Wake Forest.





Kendyll Pope

Nick Maddox

However, Florida State managed to hold Tarence Williams to 46 yards rushing, well below his season average of 124.7 yards.

Rix's passing and Maddox's running keyed early scoring drives, covering 80 and 76 yards as Florida State rolled up 226 yards during the first quarter on its way to a 14-7 lead.

But the Seminoles had only just started, scoring four second quarter touchdowns. Two scores were set up by a pair of second quarter interceptions by line-backer Kendyll Pope.

"We might have been down but we're not completely out," said Pope, who also led the Seminoles with 10 tackles.

Florida State, 72-3 in the ACC since joining the league in 1992, has won all 10 of its games against Wake Forest in that span.

### SCORE BY QUARTERS

Wake Forest	7	7	0	10	24
Florida State	14	28	6	0	48

### FIRST QUARTER

FSU—Gardner 4 pass from Rix (Beitia kick), 7:17  
 WF—Young 71 run (Ashe kick), 6:51

FSU—Maddox 17 run (Beitia kick), 4:56

### SECOND QUARTER

FSU—Maddox 3 run (Beitia kick), 14:43

FSU—Walker 52 pass from Rix (Beitia kick), 9:33

FSU—Ward 31 pass from Rix (Beitia kick), 7:33

FSU—Jones 1 run (Beitia kick), 3:21

WF—Davis 8 run (Ashe kick), :22

### THIRD QUARTER

FSU—Jones 13 run (kick failed), 9:50

### FOURTH QUARTER

WF—Safety, A.McPherson called for intentional grounding in end zone, 14:07

WF—Staton 9 run (run failed), 12:53

WF—Safety, Scott blocked punt out of end zone, 1:18

### TEAM STATISTICS

	WF	FSU
First downs	26	27
Rushes-yards	57-265	43-154
Passing	171	358
Comp-Att-Int	10-25-3	17-28-1
Return Yards	61	43
Punts-Avg.	4-37	3-32

## WAKE FOREST GAME NOTES

### FIRST TIME FOR EVERYTHING

Talman Gardner's leaping touchdown at the 7:17 mark of the first quarter, marked the first time this season that the Seminoles have scored a touchdown in the first quarter. FSU had a field goal in the UAB first quarter.

### COMING OUT OF THE GATES

QB Chris Rix and TB Nick Maddox got the Seminole offense started early as they recorded their best first quarter stats of the season. Rix was 6-of-9 for 128 yards with one touchdown, which is more than he totaled in the first quarter of the previous three games combined. Coming into tonight's game, Rix was 5-of-13 for 101 yards and no touchdowns in the first quarter of the first three games. Maddox had eight rushes for 57 yards and a touchdown. His previous first quarter high this season was 36 yards vs. UAB.

#### Rix in the first quarter:

2-5-32 vs. Duke  
 1-4-46 vs. UAB  
 2-4-23 vs. North Carolina  
 6-9-128-1 vs. Wake Forest

#### Maddox in the first quarter:

5-for-12 vs. Duke  
 4-for-36 vs. UAB  
 7-for-19 vs. North Carolina  
 8-for-57 vs. Wake Forest

### ALSO IN THE FIRST QUARTER

The Seminoles recorded more yards of offense in tonight's first quarter than they did in the entire North Carolina game. Last week vs. UNC, the Tribe managed just 224 yards for the game. Tonight, FSU had 226 yards in the first quarter.

### NO PASSING ZONE

The Seminole defense completely shutdown the Deacon passing game. Wake Forest did not record a completed pass in tonight's first quarter. Wake Forest's first completion of tonight's game came at the 2:32 mark of the second quarter. Wake's passing in the first half: 4-for-11, 68 yards and two interceptions.

### B.J. AND THE SCORE

Redshirt freshman receiver B.J. Ward, who came to FSU as a defensive back, wasted no time helping the offense tonight as he recorded his career pass for a touchdown. It was a 31-yard grab in the second quarter.

### POPE'S HOLDIN' THE ROPE

Sophomore Kendyll Pope recorded two interceptions in tonight's first half, giving him three for his career. The last time it happened: Tay Cody recorded two INTs in last year's Florida game.

### SPREADING THE WEALTH

Five different Seminoles have already scored touchdowns in tonight's game. Six different Florida State players scored in the Duke game, including two defensive players. Against UAB, three Seminoles recorded TDs.

### WALKER'S WALKIN' THE WALK

With 111 yards receiving tonight, WR Javon Walker set a new career high. His previous career-high was 109 yards vs. Clemson last season.

### CAREER HIGH FOR MADDOX

With 94 yards tonight, Nick Maddox recorded his career high. His previous career-high was 86 rushing yards against Duke.

### HE'S GOT GAME

Chris Rix put it all together tonight. Through three quarters (Adrian McPherson played the 4th quarter), he recorded bests with 345 yards passing, 16 completions and three touchdowns.

Fumbles-Lost	1-0	0-0
Penalties-Yards	11-84	11-99
Time of Possession	31:45	28:15
Attendance		79,162

### INDIVIDUAL STATISTICS

**RUSHING**—WF: Stone 11-70, Young 5-69, Staton 12-52, Williams 16-46, Burney 8-21, Davis 2-17, J.McPherson 3-(minus 10). **FSU**: Maddox 19-94, Jones 9-43, Rix 7-18,

McCray 2-10, Maeder 2-5, Shelton 1-(minus 6), A.McPherson 3-(minus 10).

**PASSING**—WF: J.McPherson 8-15-1-156, Young 2-9-2-15, Davis 0-1-0-0. **FSU**: Rix 16-21-1-345, A.McPherson 1-7-0-13.

**RECEIVING**—WF: Anderson 4-49, Stone 2-57, Davis 2-30, Staton 1-28, Jones 1-7. **FSU**: Bell 6-96, Gardner 5-85, Walker 3-111, Ward 3-66.



Game 5 • October 13 • Doak Campbell Stadium • Tallahassee, FL

# FLORIDA STATE - 27

# MIAMI - 49

By RICHARD ROSENBLATT

AP Football Writer

TALLAHASSEE, Fla.—Ken Dorsey threw three touchdown passes and No. 2 Miami pulled away with a 28-point third quarter in a dominating 49-27 victory over the Seminoles on Saturday.

The loss ended No. 14 Florida State's 54-game home unbeaten streak as well as

its 37-game winning streak at Doak Campbell Stadium dating to 1991, when the Hurricanes beat them 17-16.

"I don't care if the game was played in Alaska, it's just great to beat Florida State," Miami offensive line coach Art Kehoe said. "We'll take a victory against them anywhere we can get it."

Florida State (3-2), which played in

the national title game the past three seasons, also makes its earliest exit from the title chase since 1990. The Seminoles, who had seven turnovers, last started a season with two losses in its first five games in 1995.

Now in jeopardy is Florida State's record run of 14 consecutive 10-win seasons and Top 5 finishes in the final AP media poll. The Seminoles still have games against four Top 25 teams, including No. 1 Florida.

"It's not like the program's going to collapse," Seminoles coach Bobby Bowden said. "This year is not over and we have next year. This is not a senior football team."

By extending their winning streak to 15, the Hurricanes (5-0) made their claim to regain the top spot they lost last week to the Gators. But the players will be more satisfied they were the team that knocked the Seminoles out of title picture.

Last season, Florida State made it to the title game even though Miami beat the 'Noles and both teams finished with one loss. This year, Miami was much the better team. So good, in fact, that Miami tight end Jeremy Shockey said, "If we had our 'A' game we could have scored 80 points. But we didn't."

Miami scored in a variety of ways as the defense forced freshman Chris Rix into four interceptions and two fumbles. The Hurricanes scored on a blocked punt by safety Ed Reed, a 36-yard fumble return by linebacker Jonathan Vilma and a flubbed field-goal attempt that turned into a 7-yard TD run by holder Freddie Capshaw.


Holding a 21-13 lead entering the second half, Miami struck early and late in the third period, with two TDs in 65 seconds early and two more TDs within 54 seconds late before a crowd of 83,836—the second largest crowd at Doak Campbell.

Dorsey's third TD pass, an 18-yarder to Andre Johnson, made it 28-13, and Rix's second fumble was scooped up by Vilma, who ran untouched for a TD that put the Hurricanes ahead 35-13 with 9:56 left in the third quarter.

Rix, who was 13-of-30 for 222 yards, hit Talman Gardner on a 57-yard TD pass to cut it to 35-20.


Dorsey was 14-of-27 for 249 yards and no interceptions. Miami's Clinton Portis carried 17 times for 122 yards.

Miami went on another scoring tear before the quarter ended. With Todd



*Sophomore linebacker Michael Boulware returned a Miami fumble 73 yards for a touchdown in FSU's loss to the Hurricanes.*





Greg Jones

Talman Gardner

Sievers set to try a short field goal, the snap was bobbled and Capshaw stood up and ran it in for a TD with 5:08 left. After the first of two interceptions by Phillip Buchanan, Willis McGahee ran 8 yards for a TD that put Miami in command 49-20.

"This was a great win, not beautiful in any stretch of the imagination and we have some work to do," Miami first-year coach Larry Coker said. "To come in here and win is a great tribute to our players."

The Seminoles added a fourth-quarter score when linebacker Michael Boulware picked up another botched Miami snap on a field goal try and ran 73 yards for a TD.

"They're a better ballclub," Bowden said. "More mature. They're not missing anything. ... We had that in 1999."

Miami took a 21-0 lead just 19 minutes into the game as Reed blocked Chance Gwaltney's punt and Markese Fitzgerald ran 5 yards for the score 6:12 into the game.

Miami struck again 28 seconds later. Defensive end William Joseph sacked Rix, who fumbled, and linebacker Chris Campbell recovered at the Florida State 27.

On the next play, Dorsey found Johnson cutting across the middle of the end zone for the TD and the 'Canes led 14-0. In the second period, Miami moved ahead 21-0 thanks to a running, one-handed interception by Reed. Rix's pass went off the hands of Javon Walker, with Reed grabbing the ball on the run. He returned it 21 yards to the Seminoles 36.

On the next play, Dorsey hooked up with Johnson for 35 yards. After three running plays failed to gain a yard, Dorsey dropped back to pass and found Shockey all alone in the back of the end zone for a 1-yard TD pass.

Rix led the Seminoles back, with Greg Jones scoring from 6 yards out and William McCray diving over from the 1 with 5 seconds left in the half to close the gap to 21-13.

## MIAMI GAME NOTES

### CAREER DAY FOR JONES

Sophomore TB Greg Jones had a career day against Miami. Jones recorded career-highs of 91 yards and 15 carries. He also scored a touchdown today for his fourth of the season, which is tied for the team lead with Talman Gardner. Jones' previous career highs were 78 yards on seven carries vs. NC State last year.

### GARDNER GETS IT DONE

Talman Gardner's 57-yard touchdown in the third quarter was the junior's career-long touchdown reception. His previous career-long was a 52-yarder vs. Virginia last year. Gardner now has four receiving touchdowns on the season, which leads the team. The touchdown was also the longest offensive play, in the air or on the ground, for the Seminoles this season.

### DOUBLE DIGIT LOSSES AT HOME

Today's game is just the third time that a Bowden-coached FSU team has lost at home by double digits. In 1981, Southern Miss upended the Seminoles, 58-14 (44), and in 1989, the Clemson Tigers defeated FSU, 34-23 (11). Miami's 49 points today is the second-most points FSU has ever allowed in a home game (Southern Miss' 58 points is the most). With today's loss, Bowden is now 130-17-2 all-time at Doak Campbell Stadium.

### A RARITY

FSU has given up 41 or more points in its two losses this season. Prior to this year, it had been 20 years (1981) since FSU allowed 41 or more points in two losses in a single season.

### POINT PRODUCTION

The Canes' 49 points today is the most that UM has ever scored against FSU. The previous high was in 1976, Bowden's first season, when UM blanked FSU 47-0 in Miami. The most FSU has ever scored on the Canes is 47 points in the Seminoles' 47-0 win in 1997.

### BIG MARGIN, NOT UNCOMMON

In the FSU-UM series, there have now been nine games that have been decided by 22 points or more. FSU is 6-3 in those games.

### RIX SETS NEW HIGH

Rix's 18 rushing attempts today is a career high for the redshirt freshman.

### THE STREAK STOPS HERE

FSU's 37-game home winning streak and 54-game home unbeaten streak were both snapped with today's loss.

### SCORE BY QUARTERS

Miami	14	7	28	0	49
Florida State	0	13	7	7	27

### FIRST QUARTER

UM-Fitzgerald 5 blocked punt return (Sievers kick), 8:48

UM-Johnson 27 pass from Dorsey (Sievers kick), 7:16

### SECOND QUARTER

UM-Shockey 1 pass from Dorsey (Sievers kick), 11:03

FSU-Jones 6 run (kick failed), 6:50

FSU-McCray 1 run (Beitia kick), 0:05

### THIRD QUARTER

UM-Johnson 18 pass from Dorsey (Sievers kick), 13:23

UM-Vilma 36 fumble recovery (Sievers kick), 12:18

FSU-Gardner 57 pass from Rix (Beitia kick), 9:56

UM-Capshaw 7 run (Sievers kick), 4:48

UM-McGahee 8 run (Sievers kick), 3:54

### FOURTH QUARTER

FSU-Boulware 73 fumble recovery (Beitia kick), 6:53

### TEAM STATISTICS

	UM	FSU
First downs	18	30
Rushes-yards	36-142	48-214
Passing	249	262
Comp-Att-Int	14-27-0	17-37-4
Return Yards	84	81
Punts-Avg.	4-48	4-34
Fumbles-Lost	4-3	4-2
Penalties-Yards	15-125	110-106
Time of Possession	25:13	34:47
Attendance		82,836

### INDIVIDUAL STATISTICS

**RUSHING-UM:** Portis 17-122, McGahee 8-18, Davenport 4-4, Dorsey 5-0, Capshaw 2-(minus 2). **FSU:** Jones 15-91, Maddox 8-51, Rix 18-42, McPherson 5-15, Shelton 1-14, McCray 1-1.

**PASSING-UM:** Dorsey 14-27-0-249. **FSU:** Rix 13-30-4-222, McPherson 4-7-0-40.

**RECEIVING-UM:** Johnson 5-111, Jones 2-52, Geathers 2-26, Beard 2-22, Sands 1-34, Portis 1-3, Shockey 1-1. **FSU:** Bell 5-60, Maddox 4-68, Gardner 3-92, Walker 3-29, Thorpe 1-14, Jones 1-(minus 1).

Game 6 • October 20 • Scott Stadium • Charlottesville, VA

# FLORIDA STATE – 43 VIRGINIA – 7



By HANK KURZ Jr.  
AP Sports Writer

CHARLOTTEVILLE, Va.—The way this season has gone, Bobby Bowden didn't give reaching another career victories milestone a second thought.

"It's amazing. It doesn't mean a dang thing," Bowden said Saturday night after the No. 21 Seminoles overcame a shaky first half and beat Virginia 43-6. "The win is

what means something. We won a game."

Bowden tied Pop Warner for third place on the career victories list with 319, just four behind Bear Bryant and Joe Paterno. Penn State got Paterno even by rallying late to beat Northwestern 38-35 Saturday.

For Bowden, the night was all about seeing his team play well after lopsided losses to North Carolina and No. 1 Miami, the kind of losses that raised talk that

perhaps the nation was catching up to the Seminoles.

"We finally put a four-quarter ball game together," Bowden said. "We hadn't done it all year. Tonight's the first time we finally came out and did something in the third quarter and the second half."

Leading just 10-7 at halftime, William McCray scored on a 1-yard run and Abdul Howard returned a tipped pass 80 yards for a touchdown in the third quarter to get the Seminoles (4-2, 3-1 ACC) on their way. The interception essentially sealed the outcome, and reserves led Florida State to 17 more points in the final quarter for a 33-point half.

"I was tired," said Howard, who broke free after being grabbed from behind by Schaub. "My legs were like bricks, but I said 'I can't let the quarterback get me. My friends will never let me live it down.'"

The play was made possible, in part, by Stanford Samuels, who put the crunching hit on Ottawa Anderson that made the ball deflect to Howard.

"Last week, I felt we let the whole Seminole community down," Samuels said. "Seeing Abdul take it to the house only made my play look better."

Bowden, who received a raise to \$2 million Thursday, was happy to see turnovers hurt the opponent for a change, but said that the three his team got away with in the first half left him feeling like there's work to do.

"Our biggest enemy is still ourselves," he said.


Freshman Chris Rix threw two interceptions deep in Virginia territory in the first half, giving him eight turnovers in two games. Nick Maddox also fumbled the ball away at the Seminoles' 48 on the third play. Virginia, though, did nothing after the mistakes, and the Seminoles' defense made it easy, holding the Cavaliers in check all night long.

"I thought as the game went on, they played progressively better and we played progressively worse," Virginia coach Al Groh said.


Howard's interception was Florida State's second of the half, and both led to touchdowns.

The first came when Bradley Jennings made a reaching grab of Schaub's third down pass for Billy McMullen at the Seminoles 30.

Florida State limited Virginia to 148 yards while piling up 396 in the first three quarters, before both teams pulled their starters. The Seminoles finished with 533



Javon Walker gained 124 yards on six receptions and scored a touchdown to spark the Seminole offense against Virginia.



Abdual Howard

Xavier Beitia

yards, the Cavaliers with just 201.

"When you end up with seven points, it's hard to say we had a good night," Groh said after the Cavaliers suffered their third straight loss.

Rix finished 11-for-21 for 205 yards with one touchdown. Bowden said he will give the position a long look this week, especially after watching Adrian McPherson throw for two scores in the final quarter.

Javon Walker caught six passes for 124 yards, including a 17-yard TD, and Greg Jones gained 107 yards on 18 carries to lead Seminoles rushers.

The Cavaliers' only points came when Schaub hit Alvin Pearman and the freshman took it 19 yards, tying it at 7 in the first quarter.

### SCORE BY QUARTERS

Florida State	7	3	16	17	43
Virginia	7	0	0	0	7

### FIRST QUARTER

FSU—Walker 17 yd pass from Rix (Beitia kick), 4:13

UVA—Pearman 19 yd pass from Schaub (Greene kick), 1:33

### SECOND QUARTER

FSU—Beitia 20 yd field goal, 0:00

### THIRD QUARTER

FSU—McCray 1 yd run (Beitia kick), 7:06

FSU—Beitia 42 yd field goal, 2:07

FSU—Howard 80 yd interception return (Beitia kick failed), 0:02

### FOURTH QUARTER

FSU—Beitia 31 yd field goal, 7:54

FSU—Smith 7 yd pass from McPherson (Beitia kick), 4:47

FSU—Irons 5 yd pass from McPherson (Beitia kick), 0:52

### TEAM STATISTICS

	FSU	UVA
First downs	30	12
Rushes-yards	58-318	19-52
Passing	230	167
Comp-Att-Int	14-25-2	19-39-3
Return Yards	533	201
Punts-Avg.	2-41.5	7-43.9
Fumbles-Lost	2-1	2-2

## VIRGINIA GAME NOTES

### FIELD GOAL ATTEMPTS SCARCE

Xavier Beitia's 42-yard field goal attempt in the first quarter was his first attempt since the UAB game.

Tonight's miss was his first of the year. He was 5-for-5 in field goals heading into tonight's game. His career long is 40 yards and that occurred on his first collegiate attempt in the Duke game. After tonight's first half, Beitia is 6-for-7 in field goal attempts.

### LONG FOR THORPE

Craphonso Thorpe's 38-yard kick off return in the first quarter was the freshman's career long. His previous was 31 yards against both UAB and UNC.

### AFTER ONE

Florida State has led just twice this season after the first quarter — in the UAB (3-0) and Wake Forest (14-7) games. Tonight is the first time FSU has been tied after the first quarter. FSU has scored just 24 points total in the first quarter through six games this season. FSU's 145 yards of total offense in tonight's first quarter is the Tribe's second best of the season. The Noles recorded 226 yards of total offense in the first quarter of the Wake Forest game.

### JENNINGS NABS ONE

Senior middle linebacker Bradley Jennings recorded his first interception of the season and third of his career in tonight's game. Ironically, Jennings' first career INT came against Virginia in 1998. Jennings also recorded an INT in 1999 in the win over Florida. This season, the FSU defense has nine interceptions and four of them have been by the linebackers.

### WALKER HAS CAREER HIGH

Senior WR Javon Walker recorded a career-high 124 yards in tonight's game. It was Walker's third 100-yard game of the season and fourth of his two-year Seminole career. His career-high in receptions is eight catches against BYU last year in his first game as a Seminole. His six receptions tonight ties the team's individual season high as Atreus Bell had six catches in the Wake Forest game.

### SACK IT TO ME

Sophomore DE Charles Howard recorded his first career sack in the third quarter and it was for a loss of 14 yards. It was FSU's 10th sack of the season and first since the Wake Forest game.

### 100-YARD RUSHER

Sophomore RB Greg Jones recorded his first career 100-yard game tonight and finished the game with 107 yards on a career-high 18 carries. His previous career highs were set last week vs. Miami when he had 91 yards on 15 carries. It's FSU's first 100-yard rushing game since Travis Minor recorded 102 yards in last year's Clemson game on November 4th.

### GOT THIS ONE!

Freshman kicker Xavier Beitia, who missed a 42-yard FG attempt in the first quarter, made good in the third quarter, hitting a 42-yarder for his career long. After tonight, he is 8-for-9 on field goals for the season.

### TAKING IT TO THE HOUSE

Senior Abdual Howard's 80-yard INT return for a touchdown in the third quarter was his first interception of the year and fourth of his career. It was his second INT for a touchdown with his first coming against NC State in 1999.

The 80-yard return was the ninth-longest in FSU's history and longest since Leon Fowler's 94 yard INT return against Duke in 1992. It is FSU's first INT return for a touchdown since Tay Cody against NC State on October 28, 2000.

Penalties-Yards	11-88	7-79
Time of Possession	38:21	21:39
Attendance		61,383

### INDIVIDUAL STATISTICS

**RUSHING—UVA:** Pearman 10-27, Spinner 2-9, Harris 4-5, Foreman 1-3, Schaub 2- (minus 10). **FSU:** Jones 18-107, Shelton 10-95, Maddox 15-76, McPherson 2-13,

Parrish 2-6, McCray 4-6, Rix 6-2.  
**PASSING—UVA:** Schaub 15-31-2-132, Spinner 4-8-1-35. **FSU:** Rix 11-21-2-205, McPherson 3-4-0-25.

**RECEIVING—UVA:** Luzar 5-55, Pearman 5-40, McMullen 4-25, McGrew 3-41, Mason 1-6, Foreman 1-0. **FSU:** Walker 6-124, Gardner 2-28, Sam 1-28, Maddox 1-26, Hughes 1-8, Smith 1-7, Irons 1-5, Bell 1-4.

Game 7 • October 27 • Doak Campbell Stadium • Tallahassee, FL

# FLORIDA STATE – 52 MARYLAND – 31



By BRENT KALLESTAD  
Associated Press Writer

TALLAHASSEE, Fla.—A little ice and some pain reliever was all Florida State's Chris Rix needed Saturday to take care of Maryland's perfect season.

Rix, dazed after a first quarter hit by Maryland's E.J. Henderson, was on the bench as his Seminoles fell behind the 10th-ranked Terrapins 14-0. But he wasn't going to let a little headache keep him out of an Atlantic Coast Conference slugfest that featured three ties and three lead changes.

"They put some ice on my neck and

gave me some Advil," said Rix, who threw five touchdown passes to lead No. 19 Florida State to a 52-31 victory that put the Seminoles right back in the middle of the ACC title hunt. "The pain is gone now, but I know I'll feel it tomorrow."

Rix threw two touchdown passes to Talman Gardner late in the second quarter to help the Seminoles claim a 21-17 half-time lead and then threw three more touchdown passes in the fourth quarter. "Hopefully I gave people some reasons to believe in me," Rix said.

The Seminoles (5-2, 4-1 ACC) are 74-3 in the league since joining in 1992 and a

perfect 39-0 at home. They are 12-0 against Maryland, including 10 victories in ACC play.

The Seminoles can claim at least a share of their 10th straight league championship if they win their remaining three conference games. Maryland (7-1, 5-1) and North Carolina, which didn't play Saturday, also have one league loss.

"We're not out of this by any stretch of the imagination," Maryland coach Ralph Friedgen said. "We have to beat Clemson and we have to beat N.C. State and there could be a two-way or a three-way tie."

Maryland tied it at 31 with 1:53 left in the third quarter on quarterback Shaun Hill's 1-yard sneak, but the Terps were no match for the younger, explosive Seminoles in the final quarter.

"With 11 minutes to go, I really think it's anybody's ballgame," Friedgen said. "They made plays when they had to make them."

Rix teamed with Gardner, who finished with six catches for 140 yards and three scores, Javon Walker and Atraves Bell for the decisive fourth-quarter touchdowns.

"You get close to a real good team and you want to win so bad it hurts," Friedgen said. "When you don't get it done, it's really irritating. ... We played hard, we just didn't play smart. That's the story of the game."


Florida State scored its points in bunches, getting 21 second quarter points in less than 3 minutes and putting up 21 more in just over 5 minutes in the final period.

A redshirt freshman who was under scrutiny by Florida State coaches after a rash of interceptions in recent games, Rix completed 15 of 24 passes for 350 yards as he brought the Seminoles back.


Maryland, plagued later in the game with four turnovers, took its early lead on a 65-yard touchdown run by 261-pound fullback James Lynch and a 1-yard run by Marc Riley.

But then Rix started throwing darts to his wideouts, combining twice for touchdowns with Gardner on plays covering 16 and 9 yards around Michael Boulware's 23-yard interception return that catapulted the Seminoles into a 21-14 advantage in a span of just 2 minutes and 57 seconds. It was Boulware's second touchdown this season with a turnover.

Rix, who was out of the game briefly while doctors made sure he wasn't seriously hurt, re-entered the game midway through the second quarter and com-



Talman Gardner had three touchdown catches and 140 receiving yards in the win over Maryland.



Michael Boulware

Chris Rix

pleted six straight passes for 123 yards on two scoring drives. Adrian McPherson, who coaches wanted to get more playing time, was ineffective running the team during Rix's absence.

Maryland's Bruce Perry, the ACC's leading rusher, picked up 67 yards and has 1,016 on the season.

"Without the turnovers I think we'd be fighting for our life on that last possession," Florida State coach Bobby Bowden said.

Bowden recorded his 320th career coaching victory, moving ahead of Pop Warner on the career wins list. Bowden is now third, four behind all-time leader Joe Paterno of Penn State and three behind runner-up Bear Bryant.

### SCORE BY QUARTERS

Maryland	7	10	14	0	31
Florida State	0	21	10	21	52

### FIRST QUARTER

MD—Lynch 65 run (Novak kick), 1:42

### SECOND QUARTER

MD—Riley 1 run (Novak kick), 6:16

FSU—Gardner 16 pass from Rix (Beitia kick), 4:45

FSU—Boulware 23 interception return (Beitia kick), 4:32

FSU—Gardner 9 pass from Rix (Beitia kick), 1:48

MD—FG Novak 51, 0:00

### THIRD QUARTER

MD—Perry 5 run (Novak kick), 11:08

FSU—FG Beitia 31, 8:51

FSU—Jones 5 run (Beitia kick), 6:50

MD—Hill 1 run (Novak kick), 1:53

### FOURTH QUARTER

FSU—Gardner 28 pass from Rix (Beitia kick), 12:28

FSU—Walker 22 pass from Rix (Beitia kick), 11:17

FSU—Bell 31 pass from Rix (Beitia kick), 6:56

### TEAM STATISTICS

	MD	FSU
First downs	20	23
Rushes-yards	38-214	39-134
Passing	214	363
Comp-Att-Int	21-37-2	16-27-1
Return Yards	9	73
Punts-Avg.	6-47	4-34

## MARYLAND GAME NOTES

### MARYLAND'S POINTS

The Terrapins' 17 first half points is already more than Maryland has scored on the Seminoles in the past five meetings between the two teams. The last time Maryland scored more than 10 points vs. FSU was in 1995. The Tribe won that game 59-17 in Tallahassee. The most Maryland has ever scored against FSU is 21 points. The Terps did it twice — 45-21 in 1966 and 69-21 in 1992.

### BOULWARE SCORES AGAIN

Linebacker Michael Boulware's interception return for a touchdown marked the sophomore's second score of the season. Boulware also scored against Miami on a 73 yard fumble return. The INT was Boulware's second of his career. His first came against Wake Forest.

### RIGHT PLACE AT THE RIGHT TIME

Walk on DB Jared Hetzel recorded his second kick-off fumble recovery in consecutive games. In both games, the recovery led to a Seminole score. Against UVA, the Tribe scored on a seven-yard pass to Travis Smith from Adrian McPherson to make the score 36-7. Today, Greg Jones scored on a five-yard TD run to make the score 31-24.

### MIRROR IMAGE

FSU scored 31 points in 13 minutes in today's game.

### THE LAST TIME IT HAPPENED

Talman Gardner scored his third touchdown of the game and seventh of the year in the fourth quarter. The last time an FSU player scored three receiving touchdowns in a game was just last year when Snoop Minnis caught three touchdown passes in the Wake Forest win.

### TALMAN'S TURN

Talman Gardner had his first career 100-yard game today. He led FSU with a career-high six catches for a career-high 140 yards and three TDs. His previous career highs were five receptions vs. Wake Forest and 92 yards against Miami — both this season. He leads the team with seven TDs on all receiving.

### SPEAKING OF 100 YARD GAMES

FSU has had a 100-yard receiver in four of its seven games this season (Javon Walker has had three) and is 4-0 in those games. In the three games where the Seminoles didn't have a 100-yard receiver, FSU is 1-2. Today was the first time this season that FSU has had two players record 100 yards receiving in the same game. The last time FSU had two players with over 100 receiving yards was the Clemson game last season on Nov. 4th, 2000 when Walker had 109 yards, Bell had 111 yards and Minnis had 163 yards.

### RING MY BELL

With 104 yards, senior WR Atrews Bell recorded his fourth career 100-yard game today and first of the season. His career-high is 137 yards against Oklahoma in last year's Orange Bowl. His previous season high this year was 96 yards against Wake Forest.

### RIX HAS HIS BEST GAME YET

QB Chris Rix threw for a career-high five touchdowns today on 15-of-24 for a career-high 350 yards. His previous highs were three TDs and 345 yards vs. Wake Forest. His other career highs are 16 completions vs. Wake Forest and 30 attempts vs. Miami. The last time an FSU QB threw for five TDs was Chris Weinke last year in the Wake Forest game. Ironically, the last time Maryland visited Doak Campbell in 1999, Weinke threw for a career-high six touchdowns.

Fumbles-Lost	4-2	0-0
Penalties-Yards	9-77	7-60
Time of Possession	31:27	28:33
Attendance		82,565

### INDIVIDUAL STATISTICS


**RUSHING—MD:** Lynch 3-71, Perry 13-67, Hill 13-48, Riley 5-17, Killian 3-8, Parson 1-3. **FSU:** Maddox 12-51, Jones 12-39, Rix 6-34, McCray 6-18, Thorpe 1-5, McPherson 2-

(minus 13). **PASSING—MD:** Hill 21-37-2-214. **FSU:** Rix 15-24-1-350, McPherson 1-2-0-13, Gwaltney 1-0-0-0.

**RECEIVING—MD:** Perry 6-70, Williams 3-48, Whitmer 3-33, Monroe 2-22, Lynch 2-13, Murphy 2-12, Killian 1-9, Parson 1-5, Dugan 1-2. **FSU:** Gardner 6-140, Bell 4-104, Walker 2-48, Donaldson 2-14, Thorpe 1-51, Sam 1-6.

Game 8 • November 3 • Memorial Stadium • Clemson, SC

# FLORIDA STATE - 41 CLEMSON - 27



By PETE IACOBELLI  
AP Sports Writer

CLEMSON, S.C.—It's getting harder to be the best Bowden in college football.

Bobby Bowden sounded more like a hurting father than a thrilled Florida State coach after his Seminoles blew out son Tommy's Clemson Tigers 41-27 in front of 85,000 agitated fans at Death Valley.

"Today, I felt like both of us had to have it. Tommy needed momentum. We did, too," Bobby said. "But it didn't feel real good."

"A lot of guys I used to coach with," he added, pausing between phrases. "Raised even some of them on the other

team. Takes a little of the luster out of it."

Chris Rix threw four touchdown passes as the 14th-ranked Seminoles (6-2, 5-1 ACC) beat Clemson for the 10th straight time and stayed alive for their 10th consecutive Atlantic Coast Conference title.

It also moved Bobby to 3-0 against his son.

"It's wearing on him?" Tommy said. "He won all three times, how about it wearing on me?"

There was little of the ballyhoo of 1999, the first time in major college history that father faced son here in Death Valley. Tommy's Tigers kept that one competitive

before falling 17-14 to the top-ranked Seminoles. But it was a parental whipping last year in Tallahassee with Florida State on top 54-7.

The Seminoles picked up this one against the Tigers (5-3, 3-3) where they left off a year ago.

Rix hit Javon Walker with a 47-yard touchdown pass to make it 10-0 in the opening quarter. After Woodrow Dantzler ran for a 2-yard score, Rix connected with Talman Gardner for a 28-yard touchdown pass on the next drive.

Two series later, Walker caught a 31-yard pass that increased Florida State's lead to 27-7.

Rix, a freshman, outshined his senior Clemson counterpart in Dantzler. Rix continually lofted balls over Clemson's defensive backs, who always seemed two or three steps behind.

When Clemson cornerback Brian Mance tipped the ball away from Walker on one pass in the third quarter, the fans gave a long, sarcastic cheer.

Rix was 19-of-30 for 369 yards and two interceptions.

Dantzler had 336 total yards and two touchdowns, but was ineffective at moving the Tigers.

Rix, shaky in losses to North Carolina and Miami this season, has been rock solid the past three weeks. He's accounted for 964 yards passing and 10 TDs in Florida State's three victories over Virginia, Maryland and the Tigers.

"I'm a quarterback, I live to throw," Rix said. "They tried to gamble with their safeties up and force us into making our young quarterback panic, but our receivers ran great routes and made plays."

On a sunny day when Clemson honored its 1981 national championship team, Florida State showed the Tigers how far they still have to go if they want a return to glory.

Walker had six catches for 162 yards. Gardner had six receptions for 115 yards. Jones rushed for 160 yards.


Papa Bowden got career win 321 to stay four behind Penn State's Joe Paterno on the career major-college list.

This game changed for good when Clemson's fake punt—a Bowden family specialty—for a 61-yard touchdown was called back for illegal procedure.

Bernard Rambert took the direct snap as punter Wynn Kopp faked the ball sailing over his head. Rambert was barely touched going the distance as Tommy's mom, Anni, was tickled in the stands with the successful trick.



Greg Jones rushed for a career-high 160 yards on just 17 carries in FSU's 41-27 win at Clemson.



Talman Gardner

Chris Hope

But the Death Valley crowd turned sour when the points came off the scoreboard. Replays appeared to show the Tigers had only six players on the line of scrimmage, one less than required.

Tommy Bowden said he knew they were a man short, but thought they had gotten away with it when Rambert scored.

Dominic Robinson, back to return the punt for Florida State, noticed Clemson was without a defender along his right and knew a penalty would be called. "I took a deep breath because that was huge," Robinson said. "The momentum went to us."

Instead of Rambert's run cutting the lead to 17-14, Florida State drove 63 yards for Xavier Beitia's 39-yard field goal and followed that with Rix and Walker's second touchdown play.

When told his wife's reaction, Bobby smiled. "She likes trick plays," he said. "She usually likes them when we get them."

#### SCORE BY QUARTERS

Florida State	10	17	7	7	41
Clemson	0	10	7	10	27

#### FIRST QUARTER

FSU—FG Beitia 31, 3:49

FSU—Walker 47 pass from Rix (Beitia kick), 0:07

#### SECOND QUARTER

CU—Dantzler 2 run (Hunt kick), 11:29

FSU—Gardner 28 pass from Rix (Beitia kick), 9:10

FSU—FG Beitia 39, 4:14

FSU—Walker 31 pass from Rix (Beitia kick), 0:09

CU—FG Hunt 22, 0:02

#### THIRD QUARTER

FSU—Gardner 4 pass from Rix (Beitia kick), 9:58

CU—Dantzler 7 run (Hunt kick), 1:54

#### FOURTH QUARTER

CU—FG Hunt 32, 8:48

FSU—Jones 51 run (Beitia kick), 7:17

CU—Rambert 1 run (Hunt kick), 3:43

#### TEAM STATISTICS

	FSU	CU
First downs	27	26
Rushes-yards	35-188	45-186
Passing	369	277
Comp-Att-Int	19-30-2	22-41-1
Return Yards	13	11

## CLEMSON GAME NOTES

### WINNING THE TOSS

Florida State won the coin toss for the first time this season. Last year, the Seminoles won their first six coin tosses and went 10-for-12 in the regular season.

### IN ACC PLAY

Since joining the ACC, FSU has held Clemson to an average of just 10.8 points per game in the nine previous meetings between the two teams. Clemson has reached its average with 10 points at the half. The most the Tigers have ever scored on FSU is 34 points in a 34-23 Clemson win in the 1989 season. In ACC play, the most Clemson has scored against FSU is 28 points in a 35-28 loss in Clemson in 1997. Clemson has never beaten FSU in Death Valley.

### TAKE IT TATUM

Malcolm Tatum recorded his second interception of the season today. He is one of four Seminoles to have two interceptions on the year. In all, eight Seminoles have INTs this season and FSU has 12 on the year.

### WALKIN' THE WALK

Senior Javon Walker has recorded a career-high 150 yards receiving in today's first half. He now has five career 100 yard games and four on the season. Ironically, Walker's first career 100-yard game was against the Tigers last season (6-109) on Nov. 4th. FSU has now had a 100-yard receiver in five of its eight games this season. The last time a Seminole received for 150 yards was last season when Snoop Minnis recorded 187 yards in the Florida game on November 18th.

### TALMAN'S LAST TWO

Talman Gardner has scored five touchdowns in the past two games and has also recorded back-to-back 100 yard games (140 vs. Maryland/115 vs. Clemson) — his first two of his career. Gardner now has a team-leading nine receiving scores on the year. Gardner did not have a touchdown coming into this season.

### ON PACE

In a comparison to last season, both Talman Gardner and Javon Walker are on pace to reach or surpass last year's leader in receiving touchdowns and 100-yard games. Gardner already has nine touchdowns with three regular-season games remaining. Last season, Snoop Minnis recorded a team-high 11 receiving touchdowns in 12 games while Atreus Bell recorded 10. Minnis recorded seven 100-yard games a year ago and Walker has four already this season.

### MR. JONES

With a career-high 160 rushing yards today on 17 carries, sophomore TB Greg Jones recorded his second career 100-yard rushing game. He averaged 9.4 yards per carry in today's game. He also recorded his career-long with his 51-yard touchdown run in the 4th quarter. He leads the team with six rushing TDs. Jones' previous career-highs were 107 yards on a still career-high 18 carries at Virginia. Jones is now the team leader in rushing yards.

### RIX STEPS IT UP

Through the first six games of this season, QB Chris Rix recorded a total of nine touchdowns. In the past two games, the redshirt freshman has really come into his own, tallying nine touchdowns. He also seems to be setting new career-highs with each week. Today he had a career-high 19 completions on 30 attempts (ties career high) for a career-high 369 yards and four touchdowns. Last week he had a career-high five touchdowns on 15-of-24 for a then-career-high 350 yards.

Punts-Avg.	3-34.3	5-41.4
Fumbles-Lost	1-0	1-0
Penalties-Yards	4-30	8-51
Time of Possession	27:04	32:56
Attendance		85,000

### INDIVIDUAL STATISTICS

**RUSHING—FSU:** Jones 17-160, Rix 7-47, Shelton 2-4, team 3-(minus 6), Maddox 6-(minus

17). **CU:** Rambert 11-67, Dantzler 22-59, Zachery 9-36, Hamilton 2-18, Jasmin 1-6. **PASSING—FSU:** Rix 19-30-2-369. **CU:** Dantzler 22-40-1-277, team 0-1-0-0.

**RECEIVING—FSU:** Walker 6-162, Gardner 6-115, Bell 4-44, Thorpe 1-38, Sam 1-7, Maddox 1-3. **CU:** Hamilton 7-88, Zachery 5-30, Currie 4-35, Crosby 2-45, Woodward 2-20, McKelvey 1-51, Rambert 1-8.



Game 9 • November 10 • Doak Campbell Stadium • Tallahassee, FL

# FLORIDA STATE – 28 NC STATE – 34



By BRENT KALLESTAD  
Associated Press Writer

TALLAHASSEE, Fla.—Homecoming at Florida State was just like Chuck Amato remembered. A full stadium and a win.

"There is no way you can fathom something like this," Amato said after his North Carolina State squad upset 10th-ranked Florida State 34-28 Saturday, ending the Seminoles' 39-0 run at home against

Atlantic Coast Conference competition.

"We talked about David and Goliath and all that stuff and being believers and doing the things nobody thought we could do."

And Amato did it in his first visit back since spending 18 years as a Florida State assistant, ending Bobby Bowden's perfect 25-0 homecoming record and possibly the Seminoles' nine-year ACC title

reign.

"I'm still undefeated in homecoming games here in this stadium," the raspy-voiced Amato said.

Florida State (6-3, 5-2) went into the game tied for the ACC lead with Maryland, which played Saturday night against Clemson.

Aside from a brief time in first quarter, the Wolfpack (6-3, 4-3) dominated the game. They accumulated 463 yards of total offense and 26 first downs while holding the ball for 34:58, keeping Florida State's explosive offense on the sideline.

"Chuck knew us like a book and knew how to take advantage of us," Bowden said. "He knew how to confuse us. They had us so off balance."

Ray Robinson ran for 106 yards and two touchdowns, including a decisive fourth-quarter scoring run when he spun out of the grasp of Florida State middle linebacker Bradley Jennings and raced 24 yards to the end zone to give the Wolfpack a 31-21 lead with 11:37 left.

Chris Rix, who had already thrown three touchdown passes, ran for another on a 3-yard dive with 10:05 to pull the Seminoles to 31-28, but North Carolina State then used nearly 8 minutes on a 17-play drive that ended with Adam Kiker's 32-yard field goal with 2:11 left, forcing the Seminoles to score a touchdown.

"We didn't try to do too much, we didn't get in a hurry," said Wolfpack quarterback Philip Rivers, who completed 26 of 33 passes for 245 yards. "You've got to have patience. That's our offense."


The game ended with Florida State at the Wolfpack 14 and quarterback Chris Rix throwing into the end zone twice, but the Wolfpack's Brian Williams tipped the ball away from Florida State's Talman Gardner in the corner of the end zone on the final play.

"All we needed was one of them and we win," Bowden said. "They made one more catch than we did. We had a chance."

Rix drove Florida State from its own 29 in the final 2:04, but there were no miracles.


"We just didn't score," said Florida State's Javon Walker, who caught eight passes for 121 yards and a touchdown. "Not much more you can say than that."

The Wolfpack also became the first team to beat Florida State twice in ACC games. The Seminoles are 75-4 since joining the league. Their other losses were to Virginia in 1995 and North Carolina earlier this season.



Chris Rix completed 20-of-35 passes for 302 yards and three touchdowns but his fourth down pass fell incomplete in the endzone in FSU's loss to the Wolfpack.





Javon Walker

Bradley Jennings

"I cried," Amato said. "Coach Bowden said, 'Chuck, you're supposed to be happy.' I said, 'When I'm happy I cry.'"

North Carolina State had control of the game early, rolling up 314 yards in the first half and scoring 17 straight points to take a 24-14 halftime lead.

Florida State led 14-7 after the first quarter on Rix's 33-yard scoring pass to Gardner and 63-yarder to Walker. Gardner also caught a 22-yard touchdown pass — his 11th of the season — in the third quarter.

The Wolfpack scored first when Cotra Jackson's fumble was recovered by teammate Derek Green. The 17 straight points in the second quarter came on Jericho Cotchery's 12-yard run, Robinson's 3-yarder and Kiker's 25-yard field goal with 12 seconds left in the half.

Rix, Florida State's redshirt freshman, completed 20 of 35 passes for 302 yards and three touchdowns, but continued to suffer turnovers — losing a fumble and throwing his 12th interception.

"We have to learn from the mistakes we made," Rix said. "Give credit to Chuck Amato and NC State. They outplayed us."

#### SCORE BY QUARTERS

NC State	7	17	0	10	34
Florida State	14	0	7	7	28

#### FIRST QUARTER

NCS—Green recovered fumble in end zone (Kiker kick), 12:50

FSU—Gardner 33 pass from Rix (Beitia kick), 9:21

FSU—Walker 63 pass from Rix (Beitia kick), :59

#### SECOND QUARTER

NCS—Cotchery 12 run (Kiker kick), 14:14

NCS—Robinson 3 run (Kiker kick), 9:04

NCS—FG Kiker 25, :12

#### THIRD QUARTER

FSU—Gardner 22 pass from Rix (Beitia kick), 7:31

#### FOURTH QUARTER

NCS—Robinson 24 run (Kiker kick), 11:37

FSU—Rix 3 run (Beitia kick), 10:05

NCS—FG Kiker 32, 2:11

## NC STATE GAME NOTES

### HELD SCORELESS IN THE SECOND QUARTER

Today is the first time all season that the Seminoles have been held scoreless in the second quarter. Coming into today's game, FSU had scored a total of 132 points in the second quarter for an average of 16.5 points.

### FIRST CAREER INT

Redshirt freshman Claudius Osei, a Tallahassee native, recorded his first career interception today. FSU has 13 INTs this season and nine different Seminoles have recorded at least one. Four players have recorded two apiece.

### THE LAST TIME

The last time FSU lost two games at Doak Campbell Stadium was in the 1984 season. That year, FSU fell to Auburn 42-41 and Florida 27-17. FSU went 7-3-2 that season and finished the season ranked 17th.

### HOMECOMING GAMES

Today's loss marked Bobby Bowden's first ever loss in a Homecoming game at FSU. FSU is now 44-9-1 all time in Homecoming games. Bowden is now 25-1.

### ANOTHER TOSS TO TALMAN

WR Talman Gardner recorded his third straight multiple touchdown game today. He had three TDs against Maryland, two at Clemson and two today. He now has 11 receiving TDs this season which ranks 5th on the FSU single season list. He is tied with three others including Fred Biletnikoff (1964), E.G. Green (1997) and Snoop Minnis (2000).

### RIX NEARS ACC FRESHMAN RECORDS

QB Chris Rix moved into second place on the ACC Freshman Single-Season Passing Yardage list today. He now has 2,286 yards and moved past Duke's Ben Bennett who recorded 2,050 yards in 1980. NC State's Phillip Rivers holds the record with 3,054 in the 2000 season. With 21 touchdowns this season, Rix is just four shy of Rivers' record 25 TDs which ranks first on the ACC Freshmen Single Season TD passes list.

### RIX CLIMBIN' THE CHARTS

With three TDs today, QB Chris Rix has now thrown 21 touchdowns this season which puts him in sole possession of 11th place on the FSU single season list.

### FIRST ACC LOSS AT DOAK

Today's loss snapped Florida State's perfect 39-0 record against ACC opponents at Doak Campbell Stadium. The loss is also FSU's second to NC State since joining the ACC. No other ACC team has ever beaten FSU twice in league play. FSU has only four ACC losses since joining the league (75-4).

### WALKER'S FIFTH

Senior WR Javon Walker recorded his fifth 100-yard game of the season and of his career with 121 yards today. He is now second among current ACC players with 100 yard career receiving games.

## TEAM STATISTICS

	NCS	FSU
First downs	26	25
Rushes-yards	38-187	28-132
Passing	276	302
Comp-Att-Int	27-35-1	20-35-1
Return Yards	45	31
Punts-Avg.	3-41	3-39
Fumbles-Lost	2-0	1-1
Penalties-Yards	7-62	6-47
Time of Possession	34:58	25:02
Attendance		82,425

## INDIVIDUAL STATISTICS

**RUSHING**—NCS: Robinson 21-106, Jackson 5-43, Cotchery 2-17, Rivers 4-11, Edwards 2-5, Peterson 1-4, Hannum 3-1. **FSU**: Jones 12-70, Rix 11-52, Maddox 1-4, Shelton 3-3, Maeder 1-3.

**PASSING**—NCS: Rivers 26-33-1-245, Hannum 1-2-0-31. **FSU**: Rix 20-35-1-302.

**RECEIVING**—NCS: Robinson 8-39, Peterson 5-78, Jackson 4-38, Wright 4-35, Cotchery 4-24, Edwards 1-56, Hicks 1-6. **FSU**: Walker 8-121, Gardner 4-76, Maddox 4-42, Sam 2-41, Thorpe 1-17, Ward 1-5.

Game 10 • November 17 • Ben Hill Griffin Stadium • Gainesville, FL

# FLORIDA STATE – 13 FLORIDA – 37



By EDDIE PELLIS  
AP Sports Writer

GAINESVILLE, Fla.—Rex Grossman threw two touchdown passes, Florida's defense made two key stops and the fourth-ranked Gators made Florida State look just like the rest of their overmatched opponents with a 37-13 victory Saturday night.

The Gators (9-1) weren't perfect, but they were good enough to validate the fears of Bobby Bowden, who figured the 21st-ranked Seminoles would need a miracle to win in this, a game in which they were an unheard-of 15-point underdog.

Grossman threw for 290 yards, and the Gators held Florida State on two straight drives inside their 10 to beat the Seminoles (6-4) for the first time since 1997. The victory kept the Gators well in the national-title picture — although that loss to Auburn last month could still prove their undoing — and may have been convincing enough to knock Florida State out of The Associated Press for the first time since early in the 1989 season.

That wasn't the only bad news for the Seminoles. About the time their game ended, Maryland wrapped up a 23-19 victory over North Carolina State to win

the Atlantic Coast Conference title — marking the first time the Seminoles haven't won it since joining the conference in 1992.

FSU's loss — its worst since falling 52-20 to the Gators in the 1997 Sugar Bowl with the national title on the line — was essentially sealed in the third quarter when the Seminoles, trailing 20-3, managed just three points off two turnovers that each resulted in trips inside Florida's 10.

On the first, Bowden called a trick play on fourth-and-1, but nobody was fooled when quarterback Chris Rix handed off to Nick Maddox, then ran a pass pattern of his own. Maddox lobbed it back across the field to Rix, but he was smothered for a 1-yard loss.

On the very next play, Grossman threw his only interception and FSU regained possession at the Gators 11. But three plays produced 5 yards and the Seminoles got a 23-yard field goal from Xavier Beitia.

The Gators answered with an 11-play, 85-yard touchdown drive in which they made 20 yards on a fourth-and-3 from the Florida State 40, then got a 19-yard end around from Reche Caldwell to set up Grossman's 1-yard touchdown run.

Rix came back with his only touchdown drive of the night, but a few minutes later, Grossman hit Jabar Gaffney for a 28-yard score, set up by Chance Gwaltney shanked a 19-yard punt.

The only issue after that was whether Steve Spurrier would run it up, as many Seminoles feared this week. Spurrier surprisingly passed on his best chance to rub it in, opting for Jeff Chandler's 18-yard field goal with 2:32 remaining.


Florida's defensive backs dropped no fewer than four of Rix's passes that hit them square in the hands, and the Gators settled for field goals twice in the second quarter after receivers dropped catchable passes in the end zone.


Florida defensive end Alex Brown had a sack and joined 15 other seniors in celebrating his first victory over the Seminoles in four long years.

Rix, a freshman, threw for 229 yards. He was improved over the six-turnover debacle he suffered through against Miami, but it wasn't nearly enough against the nation's fifth-ranked scoring defense.

Florida played most of the second half without leading rusher Earnest Graham, who left on crutches with a twisted right knee. He'll have two weeks to heal before the Gators play No. 6 Tennessee in

*Freshman Xavier Beitia made both field goal attempts against Florida and would miss just one attempt over his entire rookie season.*





P.K. Sam

Michael Boulware

the rescheduled game that will decide the SEC East title.

### SCORE BY QUARTERS

Florida State	0	3	3	7	13
Florida	7	13	7	10	37

### FIRST QUARTER

UF—Graham 2 run (Chandler kick), 6:33

### SECOND QUARTER

UF—Jacobs 6 pass from Grossman (Chandler kick), 14:46

UF—FG Chandler 36, 7:42

UF—FG Chandler 38, 1:04

FSU—FG Beitia 39, :00

### THIRD QUARTER

FSU—FG Beitia 23, 6:23

UF—Grossman 1 run (Chandler kick), :55

### FOURTH QUARTER

FSU—Sam 5 pass from Rix (Beitia kick), 12:59

UF—Gaffney 28 pass from Grossman (Chandler kick), 8:15

UF—FG Chandler 18, 2:32

### TEAM STATISTICS

	FSU	UF
First downs	13	24
Rushes-yards	21-40	30-123
Passing	228	330
Comp-Att-Int	27-40-1	28-43-1
Return Yards	59	93
Punts-Avg.	8-35.1	3-29.3
Fumbles-Lost	0-0	1-1
Penalties-Yards	5-33	5-50
Time of Possession	28:25	31:35
Attendance		85,732

### INDIVIDUAL STATISTICS

**RUSHING—FSU:** Jones 6-5, Rix 7-18, Maddox 5-11, Shelton 3-6. **UF:** Graham 10-43, Gillespie 11-46, Grossman 3-9, Caldwell 1-18, Green 1-4, Carthon 4-3.

**PASSING—FSU:** Rix 26-39-1-229, Maddox 1-1-0-(minus 1). **UF:** Grossman 27-42-1-290, Gaffney 1-1-0-40.

**RECEIVING—FSU:** Maddox 8-36, Walker 5-67, Kaleikini 3-20, Bell 3-18, Gardner 2-23, Ward 2-10, Thorpe 1-45, Jones 1-5, Sam 1-5, Rix 1-(minus 1). **UF:** Caldwell 7-70, Jacobs 5-74, Gaffney 4-65, Graham 4-60, Gillespie 4-18, Haugabrook 3-36, Carthon 1-7.

## FLORIDA GAME NOTES

### PLAYING CATCH-UP

The Gators became the sixth team this season to put points up on the scoreboard first against the Seminoles. FSU owns a record of 2-3 coming into tonight's match-up when its opponents score first. The Seminoles came back against Duke and Maryland, however they were not able to make the come back march against North Carolina, Miami and NC State.

### THE LONG DRIVE

Florida's first scoring drive of 90-yard to take a 7-0 lead was the longest against the Tribe this year. The previous long came against Clemson, who drove 88 yards for the score.

### MR. CONSISTENCY

With his first catch against the Gators, Javon Walker became the only FSU receiver to make a reception in every game this year. In 2000, the Seminoles had three receivers who caught a pass in every game: Snoop Minis, Atreus Bell and Anquan Boldin.

### TRAILING AT THE HALF

The Seminoles 17 point halftime deficit (20-3) is the largest the Seminoles have seen since last year's 17-0 halftime score at Miami. The Tribe came back against the Hurricanes to take a 24-20 lead in the fourth quarter with 1:37 remaining before eventually falling 27-24.

### I WANNA BE LIKE MIKE

Linebacker Michael Boulware made his team-leading third interception in the third quarter, which led to a Xavier Beitia field goal to bring the score to 20-6.

### X MARKS THE SPOT

Following his 23-yard field goal in the third quarter, Xavier Beitia has now successfully converted on two or more attempts in five games this season.

### SAM I AM

Freshman wide receiver P.K. Sam caught a five-yard pass for his first touchdown of his career in the fourth quarter.

### RIX IS IT

FSU quarterback Chris Rix extended his consecutive games with a touchdown pass to 10 following his five-yard TD pass to P.K. Sam in the fourth quarter. The TD pass moves Rix in a tie for ninth for TD passes in a season at FSU with 22. Rix joins Casey Weldon (1991) and Heisman winner Charlie Ward (1992) on the list with 22 TD passes.

### GROSS ANATOMY

The Seminoles' defense held Florida quarterback to 290-yards passing in tonight's game. This is the first game of the season in which Grossman has not passed for more than 300 yards.

### NICK AT NITE

FSU running back Nick Maddox caught eight passes in tonight's game for a total of 36 yards. Maddox's eight receptions tie a team-high for this season, joining Javon Walker who had eight catches against NC State for 121 yards.

### IT'S BEEN AWHILE

The last time FSU lost two consecutive games dates all the way back to the 1991 season. That year the Seminoles lost to Miami (17-16) and then to Florida (14-9) two weeks later.

# FLORIDA STATE - 28 GEORGIA TECH - 17



By BRENT KALLESTAD  
Associated Press Writer

TALLAHASSEE, Fla.—Chris Rix threw two touchdown passes and ran for another as Florida State ended its first two-game losing streak since 1991, beating Georgia Tech 28-17 Saturday.

Greg Jones rushed for 101 yards to help Florida State rally from a 10-7 half-time deficit.

Rix, wrapping up his freshman season, hit P.K. Sam on a 10-yard TD, teamed with Javon Walker on a 47-yard scoring play and added an 8-yard touchdown run.

The Seminoles (7-4, 6-2 Atlantic Coast Conference) play Virginia Tech in the Gator Bowl on New Year's Day. They remained

unbeaten against Tech in 10 games since joining the ACC.

Joe Burns scored both Georgia Tech touchdowns on 1-yard runs, his first giving the Yellow Jackets (7-5, 4-4) the half-time lead. Luke Manget added a 23-yard field goal.

Florida State came back with 21 straight points, building a 28-10 lead on William McCray's 2-yard TD run with 11:18 left in the game.

Burns, whose long run on a 60-yard pass play set up the go-ahead touchdown, was held to 39 yards on 20 carries. He finished the season with 1,165 yards and 14 touchdowns.

Georgia Tech pulled within 28-17 with 7:26 left on Burns' second touchdown, but any chances for victory ended when Florida State's Chris Hope intercepted George Godsey in the end zone with 4:17 left.

Godsey completed 25 of 39 passes for 275 yards, but didn't throw a touchdown pass for the first time since the season opener.

Rix, the ACC Rookie of the Year, completed 13 of 24 passes for 219 yards and ran for 60 more on 15 carries, finishing his first year with a league-record 3,123 yards total offense.

Jones, a 247-pound sophomore tailback, gained 95 yards in the second half as Florida State's sluggish offense came to life.

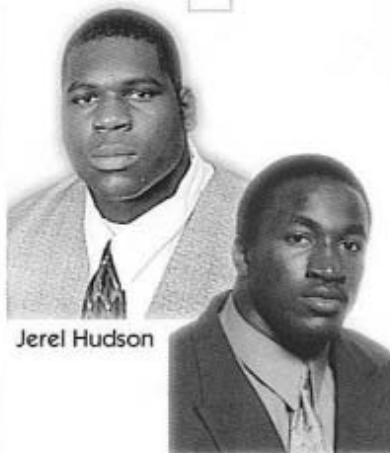
Rix's 8-yard scoring run six minutes into the second half gave Florida State a 14-10 lead and he led Walker on a 47-yard scoring pass to push the Seminoles into a 21-10 advantage with 4:45 left in the third quarter. Rix's TD throw to Walker came two plays after a long touchdown pass to Craphanso Thorpe was nullified by a holding penalty.

Florida State was without senior middle linebacker Bradley Jennings, the team's leading tackler, who missed the game with a cartilage tear in his right knee. But sophomore tackle Darnell Dockett was in Godsey's path most of the game, creating havoc in the Jackets' backfield.

Dockett, labeled a dirty player two weeks ago by Florida coach Steve Spurrier, had five tackles for losses to match a 34-year-old single-game school record and finished the year with a single-season best 22.

## SCORE BY QUARTERS

Georgia Tech	0	10	0	7	17
Florida State	0	7	14	7	28



Jerel Hudson

Greg Jones

## SECOND QUARTER

GT—Manget, L. 23 yd field goal, 5:02

FSU—Sam, P.K. 10 yd pass from Rix, C. (Beitia, X. kick), 4:41

GT—Burns, J. 1 yd run (Manget, L. kick), 2:06

## THIRD QUARTER

FSU—Rix, C. 8 yd run (Beitia, X. kick), 3:16

FSU—Walker, J. 47 yd pass from Rix, C. (Beitia, X. kick), 1:56

## FOURTH QUARTER

FSU—McCray, W. 2 yd run (Beitia, X. kick), 6:31

GT—Burns, J. 1 yd run (Manget, L. kick), 1:30

## TEAM STATISTICS

	GT	FS
First Downs	18	20
Rushes-Yards	29-51	46-168
Passing	275	248
Passes Att-Comp-Int	39-25-1	95-14-0
Total Offense-Yards	68-326	71-416
Fumble Returns-Yards	0-0	0-0
Punt Returns-Yards	4-24	3-19
Kickoff Returns-Yards	5-104	2-33
Interception Returns-Yards	0-0	1-0
Punts (Number-Avg)	7-42.0	7-42.3
Fumbles-Lost	0-0	0-0
Penalties-Yards	6-64	7-43
Possession Time	27:09	32:51
Attendance		82,269

## INDIVIDUAL STATISTICS

**RUSHING**—GT: Burns, J. 20-39, Godsey, G. 3-16, Watkins, K. 2-0, Gregory, S. 4-minus 4.

FSU: Jones, G. 23-101, Rix, C. 14-60, McCray, W. 5-4, Maddox, N. 3-3, TM 1-0.

**PASSING**—GT: Godsey, G. 25-39-1-275. FSU: Rix, C. 13-24-0-219, McPherson, A. 1-1-0-29.

**RECEIVING**—GT: Campbell, K. 7-64, Burns, J. 5-81, Smith, J. 5-49, Glover, W. 4-39, Watkins, K. 2-29, Gregory, S. 2-13. FSU: Sam, P.K. 3-58, Thorpe, C. 3-15, Bell, A. 2-69, Walker, J. 2-65, Maddox, N. 2-23, Donaldson, C. 1-12, McCray, W. 1-6.



Sophomore Darnell Dockett set a new Florida State single game record with five tackles for loss against Georgia Tech, which also gave him the FSU single season record for tackles for loss with 22.

## GEORGIA TECH GAME NOTES

### SENIORS LEAVING WITH DIPLOMAS

Today marks the final home game for 14 seniors on the Seminole football team. By the time these seniors play in the Gator Bowl game on January 1st, nine of the 14 will already have their undergraduate degrees and the remaining five should have their's by summer. Atrews Bell, Ronald Boldin, Otis Duhart, and Davy Ford have already earned degrees. Carver Donaldson, Chris Hope, Gennarro Jackson, Chad Maeder, and William McCray will graduate in December. Actually, the senior class is made up of just nine players who entered FSU as signees on scholarship. Josh Baggs, Atrews Bell, Josh Charles, Gennarro Jackson and Chad Maeder all walked on at FSU.

### SAME LOOK NEW VENUE

FSU is wearing its all garnet uniforms for the first time this year at the request of the seniors. Ironically, the last time FSU wore the all garnet uniforms was at Georgia Tech last year which means the two teams will be wearing the identical uniform combinations that they did last year at Grant Field.

### JENNINGS OUT

Senior linebacker Bradley Jennings did not start today and didn't play in the game due to a small tear of the lateral cartilage in his right knee. It has been a nagging injury for Jennings all season long. Jennings has missed only two other games in his Seminole career, both in his freshman season in 1998. He had also started every game since the start of the 1999 season.

### DECEMBER GAME

The last time Florida State played a regular-season game in December was on December 1 1990 when the Seminoles topped the Florida Gators, 45-30, at Doak Campbell Stadium.

### ANOTHER SCORELESS FIRST

Today's game is the sixth time this season that Florida State has been held scoreless in the first quarter. FSU also went scoreless in the first quarter of the Duke, UNC, Miami, Maryland and Florida games and went 2-3 in those contests.

### OPPONENT ON THE BOARD FIRST

Today's game marks the seventh time this season that FSU's opponent has scored first. The previous six games were Duke, UNC, Miami, Maryland, NC State and Florida and FSU went 9-4 in those contests.

### SAM, SAM I AM

Today's game is the second straight contest in which FSU's first touchdown was a pass from Chris Rix to true freshman P.K. Sam. This is also the 11th straight game that Rix has passed for a touchdown.

### RING MY BELL

Senior WR Atrews Bell recorded his career long in the second quarter with a 49-yard reception. His previous career-long was a 48-yarder in 2000 vs. Duke.

### SORRY CHARLIE!

QB Chris Rix has now recorded 50 more rushing yards (389) than Charlie Ward did in his Heisman Trophy-winning season. Ward gained 339 yards in 1993. In fact, until this season, an FSU starting quarterback has not recorded positive rushing yardage since Ward did it in 1993. Here's a look at starting QB rushing totals since 1993: Danny Kanell (1994, -127), (1995, -41), Thad Busby (1996, -36), (1997, -16), Chris Weinke (1998, -168), (1999, -109), (2000, -97).

### TACKLES FOR LOSS RECORD

Sophomore Darnell Dockett tied the FSU single game record for tackles for loss with five today. He tied Dale McCullers vs. Memphis State in 1967. He now has 22 for the season which sets a new FSU single-season record. The previous record of 17 tackles for loss was held by Ron Simmons and Corey Simon. Dockett has 34 career tackles for loss which puts him in 2nd place on FSU's all-time list.

### X-MAN

With 83 points on the year, true freshman Xavier Beitia has become the first freshman to lead the Seminoles in scoring since Sebastian Janikowski did in 1997. He is now only the sixth freshman to lead FSU in scoring.

### RIX SETS ACC RECORD

QB Chris Rix has set a new record for ACC freshmen single season total offense yardage with 3,123 yards. The previous mark was held by NC State's Phillip Rivers, who recorded 2,969 yards in 2000. With two passing touchdowns today, Rix has 24 passing TDs on the year which is just one shy of tying the ACC freshman single-season record. The record is 25 set by NC State's Phillip Rivers in 2000.

### MORE ON RIX

With 165 completions this season, Chris Rix ranks 12th on the FSU single-season completions list. His 24 passing touchdowns this season places him 8th on FSU's single season list.

### RIX RUSHES FOR NEW HIGH

QB Chris Rix had a career-night on the ground today as he recorded 60 yards on 15 carries. His previous high was 52 yards on 11 carries in the UAB game.

### JONES PLOW THROUGH

Greg Jones recorded his third 100-yard rushing game of the season and of his career. Jones was 23 for 101 yards. His high is 160 yards set in the Clemson game.

### SENIORS STEP UP

In their final game at Doak Campbell Stadium, the FSU seniors had some strong performances... William McCray scored his 16th career rushing touchdown which puts him a tie for 9th with William Floyd on FSU's all-time list. Chris Hope snagged his third interception of the season and ninth of his career late in the fourth quarter.

### DA-NA-NA, DA-NA-NA

With today's win, FSU has now won 20 consecutive games on ESPN or ESPN2, since the November 2, 1995 33-28 loss at Virginia.

### COMEBACK KIDS

Today's victory marked the first time this season that Florida State won a game after trailing at the half. The Seminoles had lost all three of the previous contests (Miami, NC State and Florida) in which they trailed after the first two quarters.

# FLORIDA STATE – 30 VIRGINIA TECH – 17



By HANK KURZ, JR.  
AP Sports Writer

JACKSONVILLE, Fla. — Chris Rix raced onto the field as the players filed off at the end of the Gator Bowl, looking for the man whose faith had helped him weather a difficult season at quarterback.

When he got to coach Bobby Bowden, the two embraced.

"I gave him a hug and said, 'That was for you,'" the freshman said Tuesday after leading the No. 24 Seminoles to a 30-17 victory against No. 15 Virginia Tech in the Gator Bowl. "We told each other we loved each other. It was very important to get that win for him. He deserves it."

The victory moved Bowden into a tie with Bear Bryant for second on the Division I-A wins list with 323, four behind Penn State's Joe Paterno.

Bowden, though, didn't want the focus on himself, not after Rix and his team put a solid finish on what had become a year for learning.

"It's a funny thing. It's something you nearly need to get out of the way. It can become a distraction," the 72-year-old Bowden said. "And it sure doesn't mean Bobby Bowden is in the same class with Bear Bryant."

The victory extended to 16 Bowden's

unbeaten string in non-championship bowl games, and gave him 18 bowl wins, two behind Paterno.

And Rix, nearly benched by Bowden during the season, helped make it happen with a wrist-flicked pass under intense pressure that Javon Walker turned into a 77-yard touchdown to give the Seminoles the lead for good.

The pass sparked a 17-point fourth quarter that allowed the Seminoles (8-4) to put the Hokies (8-4) away, much as they did with an 18-point explosion in the final quarter of the 1999 Sugar Bowl championship game.

"The corner came down, wanted to intercept the ball and Javon just stuttered and blew by him," Rix said. "I pumped it because I didn't want to throw it into the corner and then just put it up as I got drilled."

Rix was still on the ground when Walker scored, but when Rix came back out for the next series, he did it again, finding Walker behind corner Ronyell Whitaker again — this time for 50 yards — to set up a field goal.

Whitaker accepted the blame for the Hokies' loss.

"I was kind of the reason we lost that game," the all-Big East first-team cornerback said. "In fact, I know I was the reason we lost the game."

But in truth, it was Rix, Walker and a defense that limited the Hokies to 95 yards in the fourth quarter that deserved the bulk of the credit.

Facing a third-and-5 from his own 23, Rix dropped back as the Hokies blitzed, saw Whitaker looking for an interception opportunity and Walker blazing by him, and waited before lofting the ball down the sideline.

"The coaches came in at the half and said, 'We're going to start throwing it up for you to make plays,'" Walker said. "That's all I could ask and that's what I came out and did in the second half today."

After the Florida State defense stuffed Kevin Jones on a fourth-and-1 run from the Seminoles 32, Rix went right back to Walker, who again beat Whitaker for a 50-yard play to get it to the Hokies 18.

Xavier Beitia, who already kicked field goals of 50 and 47 yards, added a 35-yarder that banked through off the left upright to make it 23-17.

Rix also hit Walker with a 23-yard scoring pass with 2:14 left, giving the wideout four catches for 195 yards, a bowl record for Florida State.

Rix was 19-for-25 for 326 yards, two touchdowns and one interception.



Greg Jones

Allen Augustin

"The receivers did their job and made me look good," Rix said.

Virginia Tech was held to 98 yards of offense in the first half, but used the long ball to score on its first two third-quarter possessions.

Grant Noel had completions of 30 yards to Andre Davis and 22 to Terrell Parham on the first drive, capped by Kevin Jones' 5-yard run.

After Beitia's 47-yard field goal, Richard Johnson returned the ensuing kickoff 38 yards to the Hokies 45 and Noel hit Davis with a short crossing pass two plays later, the sprinter racing 55 yards for a TD.

"It's been two great games, I know that much," Davis said of the meetings with the Seminoles. Davis had five catches for 158 yards.

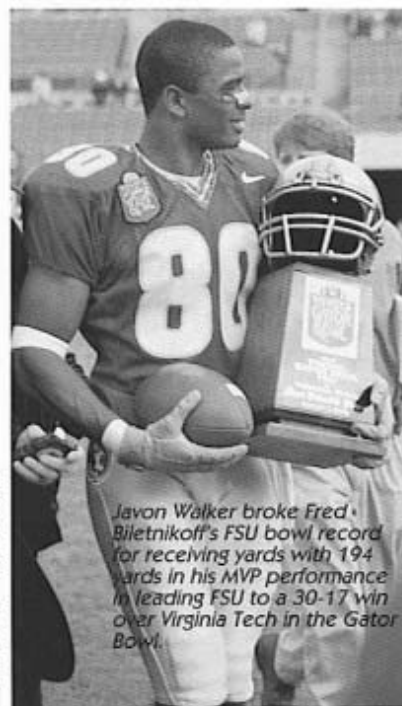
Noel was 15-for-27 for 269 yards, but was sacked five times.

The second-half offense was a welcome site for a crowd of 72,202 after the first half showed why both teams came up short in their title hopes.

The Hokies had a 22-yard touchdown pass from Noel to Ernest Wilford brought back by a holding call, and Noel fumbled on the following play.

Eric Green intercepted Rix on the Seminoles' second play, but Richard Johnson's double-reverse pass to a wide-open Wilford was short, and the receiver dropped the ball inside the 10 after a hit by Malcolm Tatum.

As they did in the Sugar Bowl two years ago, the Seminoles took a page from the Hokies' book and used a blocked punt to set up the only first-half touchdown drive. Marcello Church made the block, Ryan



Javon Walker broke Fred Biletnikoff's FSU bowl record for receiving yards with 194 yards in his MVP performance in leading FSU to a 30-17 win over Virginia Tech in the Gator Bowl.

## GATOR BOWL NOTES

### GOT IT

With Florida State's 2002 Toyota Gator Bowl victory over Virginia Tech, the university picked up its 400th win in the 54-year history of Florida State football. The win also gave head coach Bobby Bowden 323 career wins and tied him with Paul "Bear" Bryant for the second-most wins in NCAA Division I history. Bowden is currently just four wins behind All-Time wins leader Joe Paterno.

### FAMILIAR SURROUNDINGS

Even though it has been 16 years since Florida State played in the Toyota Gator Bowl, FSU is very familiar with Alltel Stadium. The Seminoles opened up the 2000 season against Brigham Young University at Alltel in the Pigskin Classic. Florida State held BYU to -2 yards rushing and Heisman Trophy winner Chris Weinke passed for 318 yards as FSU downed the Cougars 29-3. Florida State also played in Alltel Stadium in 1999 when the Seminoles faced Duke in the fifth game of the season. The Tribe posted 509 yards of total offense for the first time since 1997 and current Cincinnati Bengal Peter Warrick scored three first quarter touchdowns in a 51-23 FSU win.

### OFF TO A GOOD START

When FSU took the field against Virginia Tech in the Gator Bowl, it marked the 11th time the Seminoles have played in a New Year's Day game. Florida State has gone 8-3 in its 11 New Year's Day bowl games and has won the last eight in a row.

### NEW YEAR'S DEBUT

Sophomore linebacker Allen Augustin got his first-ever start today at weakside linebacker for an injured Kendyll Pope. The Miami, Fla. native recorded FSU's first sack of the game on Virginia Tech's first possession. Pope has been suffering from cervical burners and did not dress out for today's Gator Bowl.

### SECOND (QUARTER) TO NONE

Although Florida State has been outscored 65-48 in the first quarter of games in 2001, the Seminoles have been dominant in the second quarter and that trend continued today. After falling behind 3-0, FSU took a 7-3 lead in the second quarter and has now outscored opponents 142-64 in the second. The Seminoles made the lead stick and went to the locker room up 10-3. Florida State is 7-1 when leading at the half coming into today's Gator Bowl.

### A WALK IN THE PARK

With his 45-yard reception in the first quarter, senior Javon Walker has now caught a pass in 14 straight games. The streak began in FSU's final regular season game in 2000 versus Florida. Walker led FSU in receptions, yards and yards per catch in 2001.

### BEATING THEM AT THEIR OWN GAME

Although Virginia Tech came into the 2002 Gator Bowl with more blocked kicks than any other team in the 1990s, it was FSU's special teams that made a big play in the first half. Marcello Church recorded FSU's third punt block of the season and Ryan Reynolds recovered it at the Virginia Tech one-yard line leading to the Seminoles first TD of the game.

### FOUR ON THE FLOOR

When freshman quarterback Chris Rix snuck in from the one-yard line to stake FSU to a 7-3 lead, it marked the fourth rushing TD of the season for the ACC Freshman of the Year.

### 50-X

Freshman Xavier Beitia's 50-yard field goal in the second quarter was a career long for the highly recruited kicker from Tampa. The field goal also marked Beitia's first-ever 50-yard attempt at FSU. His previous career-long of 42-yards was set against Virginia.

### WALKING INTO THE ENDZONE

Gator Bowl MVP Javon Walker's 77-yard TD reception was the longest catch of his career and it was also the longest pass completion of freshman Chris Rix's young career. The pass play ranks as the third-longest TD pass in Gator Bowl history. The catch also put Walker over the 100-yard mark for the sixth time this season. Walker's 195 receiving yards in the game represented the most for the senior in a single game in his FSU career and established a new bowl record for FSU. The previous record was set in the 1965 Gator Bowl when Fred Biletnikoff posted 192 yards versus Oklahoma. Walker, who had two scores in the game, also stands second all-time in Gator Bowl history for receiving yards in a single game.

### A SACK A PIECE

All three of FSU's starting linebackers recorded a sack in today's Gator Bowl. Michael Boulware recorded his fourth of the year while Allen Augustin and Jerel Hudson each recorded the first sack of his Florida State.

Reynolds recovered at the Hokies 1 and Rix dove it in on the next play.

### SCORE BY QUARTERS

Virginia Tech	3	0	14	0	17
Florida State	0	10	3	17	30

### FIRST QUARTER

VaT-FG Warley 36, 10:56.

### SECOND QUARTER

FSU-Rix 1 run (Beitia kick), 6:32.

FSU-FG Beitia 50, 1:26.

### THIRD QUARTER

VaT-Jones 5 run (Warley kick), 10:02.

FSU-FG Beitia 47, 1:42.

VaT-A.Davis 55 pass from Noel (Warley kick), :40.

### FOURTH QUARTER

FSU-Walker 77 pass from Rix (Beitia kick), 14:48.

FSU-FG Beitia 35, 10:13.

FSU-Walker 23 pass from Rix (Beitia kick), 9:14.

### TEAM STATISTICS

	VaT	FSU
First downs	16	19
Rushes-yards	40-43	39-104
Passing	269	326
Comp-Att-Int	15-29-1	12-25-1
Return Yards	23	19
Punts-Avg.	7-30	4-40
Fumbles-Lost	2-1	1-1

Penalties-Yards	4-32	4-25
Time of Possession	31:09	28:51
Attendance		72,202

### INDIVIDUAL STATISTICS

**RUSHING**-VaT: K.Jones 23-55, Ferguson 3-13, Burnell 2-1, Noel 12-(minus 26). **FSU**: G.Jones 23-120, Maddox 3-6, Gardner 1-(minus 3), Rix 12-(minus 19).

**PASSING**-VaT: Noel 15-27-0-269, R.Johnson 0-1-0-0, Randall 0-1-1-0. **FSU**: Rix 12-25-1-326.

**RECEIVING**-VaT: A.Davis 5-158, Ferguson 5-32, Slowikowski 2-36, E.Johnson 2-21, Parham 1-22. **FSU**: Walker 4-195, Bell 3-43, Thorpe 2-48, Gardner 2-21, Maddox 1-19.



# ACC FINAL STATISTICS

## 2001 STANDINGS

TEAM	CONFERENCE POINTS						OVERALL POINTS					
	W	L	T	FOR	OPP	PCT	W	L	T	FOR	OPP	PCT
Maryland	7	1	0	261	173	.875	10	2	0	413	266	.833
<b>FLORIDA STATE</b>	<b>6</b>	<b>2</b>	<b>0</b>	<b>304</b>	<b>194</b>	<b>.750</b>	<b>8</b>	<b>4</b>	<b>0</b>	<b>403</b>	<b>304</b>	<b>.667</b>
North Carolina	5	3	0	237	145	.625	8	5	0	337	271	.615
Georgia Tech	4	4	0	246	215	.500	8	5	0	405	281	.615
NC State	4	4	0	212	185	.500	7	5	0	319	251	.583
Clemson	4	4	0	246	268	.500	7	5	0	369	339	.583
Wake Forest	3	5	0	213	247	.375	6	5	0	292	311	.545
Virginia	3	5	0	178	244	.375	5	7	0	249	331	.417
Duke	0	8	0	164	390	.000	0	11	0	212	491	.000

## 2001 ALL-ACC FOOTBALL HONORS

### 1ST TEAM – OFFENSE

QB	Woody Dantzler, Sr.	Clemson
RB	Bruce Perry, So.	Maryland
RB	Joe Burns, Jr.	Georgia Tech
WR	Billy McMullen, Jr.	Virginia
WR	Kelly Campbell, Sr.	Georgia Tech
TE	Mike Hart, Sr.	Duke
<b>OT</b>	<b>BRETT WILLIAMS, JR.</b>	<b>FLORIDA STATE</b>
OT	Nat Dorsey, Fr.	Georgia Tech
OG	Todd Wike, Jr.	Maryland
OG	Michael Collins, Sr.	Wake Forest
OC	Melvin Fowler, Sr.	Maryland
PK	Luke Manget, Jr.	Georgia Tech

### 2ND TEAM – OFFENSE

QB	Shaun Hill, Sr.	Maryland
RB	Tarence Williams, Jr.	Wake Forest
RB	Ray Robinson, Sr.	NC State
WR	Guilian Gary, Sr.	Maryland
<b>WR</b>	<b>JAVON WALKER, SR.</b>	<b>FLORIDA STATE</b>
TE	Willie Wright, Sr.	NC State
OT	Akil Smith, Jr.	Clemson
OT	Matt Crawford, Jr.	Maryland
<b>OG</b>	<b>MONTRAE HOLLAND, JR.</b>	<b>FLORIDA STATE</b>
OG	Will Merritt, Fr.	Clemson
OC	Kyle Young, Fr.	Clemson
PK	XAVIER BEITIA, FR.	FLORIDA STATE

### HONORABLE MENTION

WR	TALMAN GARDNER, JR.	FLORIDA STATE
----	---------------------	---------------

COACH OF YEAR ..... Ralph Friedgen, Md

ROOKIE OF THE YEAR ..... CHRIS RIX, FSU

OFFENSIVE PLAYER OF YEAR ..... Bruce Perry, Md

DEFENSIVE PLAYER OF YEAR ..... E.J. Henderson, Md

PLAYER OF YEAR ..... E.J. Henderson, Md

JACOBS BLOCKING TROPHY ..... BRETT WILLIAMS, FSU

### 1ST TEAM – DEFENSE


DL	Julius Peppers, Jr.	North Carolina
DL	Greg Gathers, Jr.	Georgia Tech
DL	Ryan Sims, Sr.	North Carolina
<b>DL</b>	<b>DARNELL DOCKETT, SO.</b>	<b>FLORIDA STATE</b>
LB	E.J. Henderson, Jr.	Maryland
LB	Levar Fisher, Sr.	NC State
<b>LB</b>	<b>BRADLEY JENNINGS, SR.</b>	<b>FLORIDA STATE</b>
<b>DB</b>	<b>CHRIS HOPE, SR.</b>	<b>FLORIDA STATE</b>
DB	Terrence Holt, Jr.	NC State
DB	Tony Jackson, Sr.	Maryland
DB	Tony Okanlawon, Sr.	Maryland
SP	Kelley Rhino, Jr.	Georgia Tech
P	Brooks Barnard, Jr.	Maryland

### 2ND TEAM – DEFENSE

DL	Nick Rogers, Sr.	Georgia Tech
DL	Corey Smith, Sr.	NC State
DL	Nate Bolling, Sr.	Wake Forest
DL	Calvin Pace, Jr.	Wake Forest
LB	David Thornton, Sr.	North Carolina
LB	Chad Carson, Sr.	Clemson
LB	Angelo Crowell, Jr.	Virginia
DB	Michael Waddell, Jr.	North Carolina
DB	Jeremy Muires, Jr.	Georgia Tech
DB	Charles Hafley, Gr.	Clemson
DB	Shemard Newby, Jr.	Virginia
SP	John Stone, Sr.	Wake Forest
P	Mike Abrams, Sr.	Virginia

### HONORABLE MENTION

DL	ALONZO JACKSON, JR.	FLORIDA STATE
LB	MICHAEL BOULWARE, SO.	FLORIDA STATE
LB	KENDYLL POPE, SO.	FLORIDA STATE





# 2001 ACC FOOTBALL STATISTICS

## RUSHING

PLAYER, TEAM	CL	G	ATT	YDS	AVG	TD	YDS/G
B. Perry, MD	SO	11	219	1242	5.7	10	112.9
T. Williams, WF	JR	10	249	1018	4.1	10	101.8
J. Burns, GT	JR	12	282	1165	4.1	14	97.1
W. Dantzler, CU	SR	11	206	1004	4.9	10	91.3
C. Douglas, DU	SO	10	205	797	3.9	7	79.7
R. Robinson, ST	SR	11	190	733	3.9	10	66.6
<b>G. Jones, FS</b>	<b>SO</b>	<b>11</b>	<b>134</b>	<b>713</b>	<b>5.3</b>	<b>6</b>	<b>64.8</b>
F. Staton, WF	SO	11	137	583	4.3	7	53.0
T. Zachery, CU	SR	11	142	576	4.1	8	52.4
A. Williams, NC	SO	11	170	520	3.1	4	47.3

## PASSING AVG/GAME

PLAYER, TEAM	CL	G	ATT	CMP	INT	PCT	YDS	TD	AVG/G
G. Godsey, GT	SR	12	384	249	11	64.8	3085	18	257.1
<b>C. Rix, FS</b>	<b>FR</b>	<b>11</b>	<b>286</b>	<b>165</b>	<b>13</b>	<b>57.7</b>	<b>2734</b>	<b>24</b>	<b>248.5</b>
P. Rivers, ST	SO	11	368	240	7	65.2	2586	16	235.1
D. Bryant, DU	JR	10	328	164	15	50.0	2171	9	217.1
S. Hill, MD	SR	11	329	197	9	59.9	2380	13	216.4
W. Dantzler, CU	SR	11	311	188	11	60.5	2360	17	214.5
D. Durant, NC	FR	12	293	142	10	63.7	1843	17	153.6
J. MacPherson, WF	JR	11	209	113	11	54.1	1555	5	141.4
M. Schaub, VA	SO	12	240	140	8	58.3	1524	10	127.0
B. Spinner, VA	SO	11	206	121	6	58.7	1334	14	121.3

## RECEPTIONS/GAME

PLAYER, TEAM	CL	G	REC	YDS	TD	AVG/C	REC/G
B. McMullen, VA	JR	12	83	1060	12	12.8	6.92
J. Walker, FS	SR	11	45	944	7	21.0	4.09
K. Campbell, GT	SR	9	56	708	3	12.6	6.92
G. Gary, MD	SR	10	48	718	6	15.0	4.80
R. Robinson, ST	SR	11	52	376	1	7.2	4.73
W. Glover, GT	JR	9	42	546	3	13.0	4.67
D. Hamilton, CU	FR	11	49	590	3	12.0	4.45
J. Smith, GT	SO	12	53	590	4	11.1	4.42
B. Peterson, ST	JR	11	48	657	2	13.7	4.36
J. Walker, FS	SR	11	45	944	7	21.0	4.09
T. Zachery, CU	SR	11	45	414	3	9.2	4.09

## ALL PURPOSE

PLAYER, TEAM	CL	G	RUSH	RCV	PR	KR	YDS	AVG/G
C. Douglas, DU	SO	10	797	215	0	690	1702	170.2
B. Perry, MD	SO	11	1242	359	0	117	1718	156.2
K. Campbell, GT	SR	9	12	708	0	651	1371	152.3
J. Burns, GT	JR	12	1165	249	0	43	1457	121.4
R. Robinson, ST	SR	11	733	376	0	109	1218	110.7
J. Stone, WF	SR	11	315	294	0	588	1197	108.8
T. Williams, WF	JR	10	1018	10	0	0	1028	102.8
D. Hamilton, CU	FR	11	21	590	9	476	1096	99.6
A. Pearman, VA	FR	12	371	283	247	266	1167	97.2
W. Dantzler, CU	SR	11	1004	0	0	0	1004	91.3

## KICK RETURN AVG

PLAYER, TEAM	CL	G	RET	YDS	TD	AVG
D. Hamilton, CU	FR	11	15	476	1	31.7
J. Stone, WF	SR	11	22	588	1	26.7
T. Mason, VA	JR	11	19	482	1	25.4
B. Mance, CU	JR	10	23	564	0	24.5
K. Campbell, GT	SR	9	28	651	0	23.2
R. Parson, MD	FR	10	17	375	0	22.1
<b>C. Thorpe, FS</b>	<b>FR</b>	<b>11</b>	<b>26</b>	<b>561</b>	<b>0</b>	<b>21.6</b>
C. Douglas, DU	SO	10	33	690	0	20.9
L. Reid, ST	FR	9	11	223	0	20.3
G. Golden, ST	FR	9	11	216	0	19.6

## FIELD GOALS

PLAYER, TEAM	CL	G	FG	FGA	PCT	FG/G
L. Manget, GT	JR	12	19	28	67.9	1.58
N. Novak, MD	FR	11	16	25	64.0	1.45
A. Kiker, ST	SO	9	13	14	92.9	1.44
<b>X. Beitia, FS</b>	<b>FR</b>	<b>11</b>	<b>13</b>	<b>14</b>	<b>92.9</b>	<b>1.18</b>
J. Reed, NC	SR	11	12	16	75.0	1.09
T. Ashe, WF	SR	11	11	14	78.6	1.00
D. Greene, VA	SR	12	12	22	54.5	1.00
A. Hunt, CU	SO	11	10	12	83.3	0.91
B. Garber, DU	SO	10	5	7	71.4	0.50
A. Herbert, ST	SO	11	3	3	100.0	0.27

## TOTAL OFFENSE

PLAYER, TEAM	CL	G	RUSH	PASS	PLAYS	TOT	YDS/G
W. Dantzler, CU	SR	11	1004	2360	517	3364	305.8
<b>C. Rix, FS</b>	<b>FR</b>	<b>11</b>	<b>389</b>	<b>2734</b>	<b>385</b>	<b>3123</b>	<b>283.9</b>

G. Godsey, GT	SR	12	-45	3085	450	3040	953.3
S. Hill, MD	SR	11	309	2380	445	2689	944.5
P. Rivers, ST	SO	11	-28	2586	414	2558	932.5
D. Bryant, DU	JR	10	5	2171	403	2176	917.6
D. Durant, NC	FR	12	128	1843	281	1971	164.2
J. MacPherson, WF	JR	11	111	1555	279	1666	151.5
B. Spinner, VA	SO	11	172	1334	266	1506	136.9
M. Schaub, VA	SO	12	-13	1524	273	1511	125.9

## PASS EFFICIENCY

PLAYER, TEAM	CL	G	ATT	CMP	INT	PCT	YDS	TD	EFF
<b>C. Rix, FS</b>	<b>FR</b>	<b>11</b>	<b>286</b>	<b>165</b>	<b>13</b>	<b>57.7</b>	<b>2734</b>	<b>24</b>	<b>156.6</b>
D. Durant, NC	FR	12	223	142	10	63.7	1843	17	149.3
G. Godsey, GT	SR	12	384	249	11	64.8	3085	18	142.1
W. Dantzler, CU	SR	11	311	188	11	60.5	2360	17	135.9
P. Rivers, ST	SO	11	368	240	7	65.2	2586	16	134.8
B. Spinner, VA	SO	11	206	121	6	58.7	1334	14	121.3
S. Hill, MD	SR	11	329	197	9	59.9	2380	13	128.2
M. Schaub, VA	SO	12	240	140	8	58.3	1524	10	118.8
J. MacPherson, WF	JR	11	209	113	11	54.1	1555	5	113.9
D. Bryant, DU	JR	10	328	164	15	50.0	2171	9	105.5

## RECEIVE YDS/GAME

PLAYER, TEAM	CL	G	REC	YDS	TD	AVG/C	YDS/G
B. McMullen, VA	JR	12	83	1060	12	12.8	88.3
J. Walker, FS	SR	11	45	944	7	21.0	85.8
K. Campbell, GT	SR	9	56	708	3	12.6	78.7
G. Gary, MD	SR	10	48	718	6	15.0	71.8
S. Aiken, NC	JR	12	46	789	8	17.2	65.8
<b>T. Gardner, FS</b>	<b>JR</b>	<b>10</b>	<b>33</b>	<b>649</b>	<b>11</b>	<b>19.7</b>	<b>64.9</b>
W. Glover, GT	JR	9	42	546	3	13.0	60.7
B. Peterson, ST	JR	11	48	657	2	13.7	59.7
B. Erdeljac, DU	SR	10	39	587	1	15.1	58.7
K. Watkins, GT	JR	12	41	674	5	16.4	56.2

## SCORING

PLAYER, TEAM	CL	G	TD	XPT	FG	PTS	PTS/G
N. Novak, MD	FR	11	0	41	16	89	8.1
L. Manget, GT	JR	12	0	40	19	97	8.1
J. Burns, GT	JR	12	15	2	0	92	7.7
<b>X. Beitia, FS</b>	<b>FR</b>	<b>11</b>	<b>0</b>	<b>44</b>	<b>13</b>	<b>83</b>	<b>7.5</b>
A. Kiker, ST	SO	9	0	24	13	63	7.0
<b>T. Gardner, FS</b>	<b>JR</b>	<b>10</b>	<b>11</b>	<b>0</b>	<b>0</b>	<b>66</b>	<b>6.6</b>
B. Perry, MD	SO	11	12	0	0	72	6.5
J. Reed, NC	SR	11	0	36	12	72	6.5
R. Robinson, ST	SR	11	11	2	0	68	6.2
A. Hunt, CU	SO	11	0	37	10	67	6.1

## PUNT RETURN AVG

PLAYER, TEAM	CL	G	RET	YDS	TD	AVG
R. Hamilton, DU	SR	10	18	240	1	13.3
B. Mance, CU	JR	10	17	213	0	12.5
F. Davis, WF	JR	11	30	323	1	10.8
K. Rhino, GT	JR	12	48	515	0	10.7
B. Allen, NC	JR	12	32	331	0	10.3
<b>D. Robinson, FS</b>	<b>FR</b>	<b>9</b>	<b>16</b>	<b>162</b>	<b>0</b>	<b>10.1</b>
A. Pearman, VA	FR	12	27	247	0	9.1
G. Gary, MD	SR	10	15	101	0	6.7

## PUNTING

PLAYER, TEAM	CL	G	PUNT	YDS	AVG
B. Barnard, MD	JR	11	54	2401	44.5
M. Abrams, VA	SR	12	62	2616	42.2
A. Herbert, ST	SO	11	53	2166	40.9
<b>C. Gwaltney, FS</b>	<b>JR</b>	<b>11</b>	<b>53</b>	<b>2125</b>	<b>40.1</b>
J. Lafferty, NC	JR	12	67	2656	39.6
W. Kopp, CU	JR	11	42	1652	39.3
T. McDonald, DU	FR	10	57	2174	38.1

## SCORING (TDs)

PLAYER, TEAM	CL	G	TD	RUSH	PASS	RET	PAT	PTS	PTS/G
J. Burns, GT	JR	12	15	14	1	0	1	92	7.7
<b>T. Gardner, FS</b>	<b>JR</b>	<b>10</b>	<b>11</b>	<b>0</b>	<b>11</b>	<b>0</b>	<b>0</b>	<b>66</b>	<b>6.6</b>
B. Perry, MD	SO	11	12	10	2	0	0	72	6.5
R. Robinson, ST	SR	11	11	10	1	0	1	68	6.2
T. Zachery, CU	SR	11	11	8	3	0	0	66	6.0
M. Riley, MD	SR	10	10	10	0	0	0	60	6.0
B. McMullen, VA	JR	12	12	0	12	0	0	72	6.0
J. Reed, NC	JR	10	10	10	0	0	0	60	6.0
W. Dantzler, CU	SR								

**SCORING (KICK)**

PLAYER, TEAM	CL	G	PATs	FGs	PTS	PTS/G
N. Novak, MD	FR	11	41-42	16-25	89	8.1
L. Manget, GT	JR	12	40-40	19-28	97	8.1
<b>X. Beitia, FS</b>	<b>FR</b>	<b>11</b>	<b>44-48</b>	<b>13-14</b>	<b>83</b>	<b>7.5</b>
A. Kiker, ST	SO	9	24-27	13-14	63	7.0
J. Reed, NC	SR	11	36-37	19-16	72	6.5
A. Hunt, CU	SO	11	37-38	10-12	67	6.1
T. Ashe, WF	SR	11	33-34	11-14	66	6.0
D. Greene, VA	SR	12	27-27	12-22	63	5.2
B. Garber, DU	SO	10	17-19	5-7	32	3.2
A. Herbert, ST	SO	11	4-6	3-3	13	1.2

**INTERCEPTIONS**

PLAYER, TEAM	CL	G	INT	YDS	TD	INT/G
T. Okanlawon, MD	SR	7	6	6	0	0.86
T. Jackson, MD	SR	11	6	6	0	0.55
S. Newby, VA	JR	12	5	39	0	0.42
R. Jones, MD	SR	11	4	87	0	0.36
<b>M. Boulware, FS</b>	<b>SO</b>	<b>11</b>	<b>3</b>	<b>52</b>	<b>1</b>	<b>0.27</b>
K. Brantley, WF	SO	11	3	48	0	0.27
C. Cox, MD	SO	11	3	41	0	0.27
M. Hester, GT	JR	11	3	10	0	0.27
B. Williams, ST	SR	11	3	3	0	0.27
C. Hafley, CU	SR	11	3	2	0	0.27
<b>C. Hope, FS</b>	<b>SR</b>	<b>11</b>	<b>3</b>	<b>0</b>	<b>0</b>	<b>0.27</b>

**FIELD GOAL PCT**

PLAYER, TEAM	CL	G	FG	FGA	LG	PCT
A. Herbert, ST	SO	11	3	3	28	100.0
V. Siljkovic, MD	SR	9	1	1	44	100.0
A. Kiker, ST	SO	9	13	14	41	92.9
<b>X. Beitia, FS</b>	<b>FR</b>	<b>11</b>	<b>13</b>	<b>14</b>	<b>42</b>	<b>92.9</b>
A. Hunt, CU	SO	11	10	12	48	83.3
T. Ashe, WF	SR	11	11	14	44	78.6
J. Reed, NC	SR	11	12	16	49	75.0
B. Garber, DU	SO	10	5	7	47	71.4
L. Manget, GT	JR	12	19	28	51	67.9
N. Novak, MD	FR	11	16	25	51	64.0

**PAT KICKING PCT**

PLAYER, TEAM	CL	G	MADE	ATT	PCT
L. Manget, GT	JR	12	40	40	100.0
D. Greene, VA	SR	12	27	27	100.0
N. Novak, MD	FR	11	41	42	97.6
A. Hunt, CU	SO	11	37	38	97.4
J. Reed, NC	SR	11	36	37	97.3
T. Ashe, WF	SR	11	33	34	97.1
<b>X. Beitia, FS</b>	<b>FR</b>	<b>11</b>	<b>44</b>	<b>48</b>	<b>91.7</b>
B. Garber, DU	SO	10	17	19	89.5
A. Kiker, ST	SO	9	24	27	88.9
A. Herbert, ST	SO	11	4	6	66.7

**TACKLES (All positions)**

PLAYER, TEAM	CL	G	POS	SOLO	AST	TOT	AVG/G	SACK
E.J. Henderson, MD	JR	11	LB	104	46	150	13.6	6.0
L. Fisher, ST	SR	11		79	69	148	13.5	1.5
<b>B. Jennings, FS</b>	<b>SR</b>	<b>10</b>		<b>72</b>	<b>55</b>	<b>127</b>	<b>12.7</b>	<b>0.5</b>
A. Crowell, VA	JR	12		87	57	144	12.0	4.0
C. Carson, CU	SR	11	LB	73	57	130	11.8	3.0
D. Burnette, ST	JR	10		55	59	114	11.4	0.5
M. Hopkins, WF	SR	11		75	50	125	11.4	2.0
R. Fowler, DU	SO	11		68	55	123	11.2	3.0
C. Hafley, CU	SR	11	SS	82	40	122	11.1	0.0
D. Thornton, NC	SR	12		88	43	131	10.9	3.0
J. Leake, CU	SO	11		61	58	119	10.8	0.0
Q. Monk, NC	SR	12		81	44	125	10.4	0.0
<b>K. Pope, FS</b>	<b>SO</b>	<b>11</b>		<b>52</b>	<b>61</b>	<b>113</b>	<b>10.3</b>	<b>2.0</b>
J. Duckett, VA	SR	12		67	48	115	9.6	3.0
T. Holt, ST	JR	11		62	42	104	9.5	0.0
<b>A. Howard, FS</b>	<b>SR</b>	<b>11</b>		<b>63</b>	<b>38</b>	<b>101</b>	<b>9.2</b>	<b>0.0</b>
K. Brantley, WF	SO	11		48	47	95	8.6	2.0
R. Thomas, CU	JR	11	LB	46	46	92	8.4	2.0
M. Pope, VA	SR	12		59	39	98	8.2	3.0
R. Wimbush, GT	JR	12		63	33	96	8.0	0.5
K. Fox, GT	SO	12		60	35	95	7.9	2.0
J. Small, DU	JR	10		50	29	79	7.9	0.0
D. Reid, NC	SO	12		63	31	94	7.8	2.0
C. Hill, MD	SR	11	DT	44	37	81	7.4	2.0
<b>M. Boulware, FS</b>	<b>SO</b>	<b>11</b>		<b>37</b>	<b>44</b>	<b>81</b>	<b>7.4</b>	<b>0.0</b>
T. Jackson, MD	SR	11	SS	46	34	80	7.3	0.0
J. Muires, GT	JR	12		54	31	85	7.1	0.0
B. Jamison, ST	SR	11		49	35	77	7.0	2.0
J. Evans, VA	JR	12		56	27	83	6.9	0.0
L. Joe, MD	SO	11	LB	38	38	76	6.9	1.0
<b>C. Hope, FS</b>	<b>SR</b>	<b>11</b>		<b>46</b>	<b>30</b>	<b>76</b>	<b>6.9</b>	<b>0.0</b>
Q. Williams, WF	SO	11		48	26	74	6.7	0.0
R. Mann, VA	SO	12		41	39	80	6.7	2.0
N. Bolling, WF	SR	11		44	29	73	6.6	5.0
D. Smith, GT	SO	9		41	18	59	6.6	3.0
J. Scharrer, DU	FR	9		36	22	58	6.4	1.0
L. Stamenich, VA	JR	12		30	47	77	6.4	1.5
E. Meekins, CU	JR	11	SAF	39	31	70	6.4	0.0
J. Patterson, ST	JR	11		43	27	70	6.4	0.0
E. Kargbo-Okorgie, WF	SR	11		46	24	70	6.4	2.5
K. Vaughn, CU	SO	11	DE	32	36	68	6.2	2.0

C. Collins, GT	JR	12		53	21	74	6.2	0.0
E. Hood, NC	SR	12		49	25	74	6.2	0.0
D. Sanders, VA	SR	12		44	29	73	6.1	5.0
B. Williams, ST	SR	11		47	18	65	5.9	0.0
M. Whaley, MD	SO	10	LB	43	16	59	5.9	4.0
<b>D. Dockett, FS</b>	<b>SO</b>	<b>11</b>		<b>31</b>	<b>33</b>	<b>64</b>	<b>5.8</b>	<b>0.0</b>
J. Bush, CU	SR	11	DT	30	31	61	5.5	0.0
C. Pace, WF	JR	11		35	25	60	5.5	6.5
A. Thompson, MD	SR	11	LB	33	27	60	5.5	5.0

**SACKS**

PLAYER, TEAM	CL	G	POS	SOLO	AST	YDS	TOT	AVG/G
G. Gathers, GT	JR	12		10	0	68	10.0	0.83
J. Peppers, NC	JR	12		9	1	56	9.5	0.79
B. McNeal, CU	JR	11	DE	8	0	51	8.0	0.73
C. Smith, ST	SR	11		7	0	55	7.0	0.64
C. Pace, WF	JR	11		4	5	50	6.5	0.59
E.J. Henderson, MD	JR	11	LB	6	0	40	6.0	0.55
N. Rogers, GT	SR	12		6	0	22	6.0	0.50
T. Chapman, ST	JR	9		5	1	41	5.5	0.61
A. Thompson, MD	SR	11	LB	4	2	36	5.0	0.45
D. Sanders, VA	SR	12		5	0	34	5.0	0.42

**TACKLES FOR LOSS**

PLAYER, TEAM	CL	G	POS	SOLO	AST	YDS	TOT	AVG/G
E.J. Henderson, MD	JR	11	LB	26	4	86	28.0	2.55
N. Bolling, WF	SR	11		21	0	57	21.0	1.91
J. Peppers, NC	JR	12		18	2	74	19.0	1.58
<b>D. Dockett, FS</b>	<b>SO</b>	<b>11</b>		<b>18</b>	<b>2</b>	<b>62</b>	<b>19.0</b>	<b>1.73</b>
G. Gathers, GT	JR	12		16	9	95	17.0	1.42
C. Pace, WF	JR	11		13	5	65	15.5	1.41
M. Whaley, MD	SO	10	LB	10	4	44	12.0	1.20
K. Brantley, WF	SO	11		9	4	43	11.0	1.00
B. McNeal, CU	JR	11	DE	11	0	56	11.0	1.00
G. Anderson, ST	JR	11		10	1	35	10.5	0.95

**PASSES DEFENDED**

PLAYER, TEAM	CL	G	BRUP	INT	TOTAL
T. Jackson, MD	SR	11	11	6	17
M. Hester, GT	JR	11	12	3	15
T. Okanlawon, MD	SR	7	9	5	14
J. Muires, GT	JR	12	10	3	13
M. Waddell, NC	JR	12	13	0	13
C. Hafley, CU	SR	11	10	3	13
C. Collins, GT	JR	12	10	0	10
Q. Williams, WF	SO	11	10	0	10
C. Young, GT	SR	12	11	1	12
<b>C. Hope, FS</b>	<b>SR</b>	<b>11</b>	<b>8</b>	<b>3</b>	<b>11</b>

**FUMBLES FORCED**

PLAYER, TEAM	CL	G	NUM
C. Smith, ST	SR	11	6
A. Crowell, VA	JR	12	4
B. McNeal, CU	JR	11	4
Q. Monk, NC	SR	12	3
A. Curry, VA	SO	11	3
B.K. Williams, CU	SR	10	3
R. Fowler, DU	SO	11	3
G. Gathers, GT	JR	12	3
C. Pace, WF	JR	11	3
T. Hargrove, GT	FR	9	2

**FUMBLES RCVD**

PLAYER, TEAM	CL	G	NUM
J. Patterson, ST	JR	11	4
N. Eason, CU	JR	10	2
T. Jackson, MD	SR	11	2
T. Holt, ST	JR	11	2
J. Evans, VA	JR	12	2
<b>M. Boulware, FS</b>	<b>SO</b>	<b>11</b>	<b>2</b>
E. King, WF	FR	11	2
N. Krill, DU	SR	10	2
<b>B. Jennings, FS</b>	<b>SR</b>	<b>10</b>	<b>2</b>
R. Jones, MD	SR	11	2

**FINAL ACC TEAM STATISTICS**

TOTAL OFFENSE	G	RUSH	PASS	PLAYS	YDS	AVG/P	TD	YDS/G
Maryland	11	2428	2409	872	4837	5.5	46	439.7
<b>Florida State</b>	<b>11</b>	<b>1756</b>	<b>2931</b>	<b>759</b>	<b>4687</b>	<b>6.2</b>	<b>43</b>	<b>426.1</b>
Clemson	11	2027	2609	629	4636	5.6	40	421.5
Georgia Tech	12	1668	3347	913	5015	5.5	45	417.9
Wake Forest	11	2438	1854	861	4292	5.0	34	390.2
North Carolina	12	1						

North Carolina	12	480	1515	3.9	13	126.2
Duke	11	418	1943	3.0	14	113.0
NC State	11	355	1228	3.5	15	111.6
Virginia	12	376	1272	3.4	5	106.0

#### PASS OFFENSE

G	ATT	CMP	INT	PCT	YDS	AVG	TD	YDS/G
Georgia Tech	12	413	264	14	63.9	3347	8.1	278.9
<b>Florida State</b>	<b>11</b>	<b>395</b>	<b>184</b>	<b>13</b>	<b>56.6</b>	<b>2931</b>	<b>9.0</b>	<b>266.5</b>
NC State	11	385	248	7	64.4	2712	7.0	246.5
North Carolina	12	363	205	16	56.5	2872	7.9	239.3
Virginia	12	451	263	14	58.3	2868	6.4	239.0
Clemson	11	366	210	14	57.4	2609	7.1	237.2
Duke	11	406	195	19	48.0	2543	6.3	231.2
Maryland	11	346	203	9	58.7	2409	7.0	219.0
Wake Forest	11	252	131	14	52.0	1854	7.4	168.5

#### SCORING OFFENSE

G	TD	XP	2XP	DXP	FG	SAF	PTS	AVG
Maryland	11	49	41	1	0	17	390	35.5
<b>Florida State</b>	<b>11</b>	<b>48</b>	<b>44</b>	<b>0</b>	<b>0</b>	<b>13</b>	<b>373</b>	<b>33.9</b>
Georgia Tech	12	47	40	1	0	19	381	31.8
Clemson	11	42	38	0	0	10	320	29.1
NC State	11	37	28	1	0	16	300	27.3
North Carolina	12	41	39	0	0	12	321	26.8
Wake Forest	11	36	33	0	0	11	292	26.5
Virginia	12	31	27	0	0	12	249	20.8
Duke	11	28	24	1	0	6	212	19.3

#### PASS EFFICIENCY

G	ATT	CMP	PCT	INT	YDS	TD	EFFIC	
<b>Florida State</b>	<b>11</b>	<b>325</b>	<b>184</b>	<b>566</b>	<b>13</b>	<b>2931</b>	<b>26</b>	<b>150.8</b>
Georgia Tech	12	413	264	639	14	3347	19	140.4
North Carolina	12	363	205	565	16	2872	25	136.8
NC State	11	385	248	644	7	2712	18	135.4
Clemson	11	366	210	574	14	2609	18	125.8
Maryland	11	346	203	587	9	2409	13	124.4
Virginia	12	451	263	583	14	2868	24	123.1
Wake Forest	11	252	131	520	14	1854	7	111.8
Duke	11	406	195	480	19	2543	12	101.0

#### KICKOFF RETURNS

G	RET	YDS	TD	AVG	
Clemson	11	44	1094	1	24.9
Wake Forest	11	35	846	1	24.2
Georgia Tech	12	37	846	0	22.9
Virginia	12	39	826	1	21.2
Duke	11	56	1162	0	20.8
NC State	11	27	548	0	20.3
<b>Florida State</b>	<b>11</b>	<b>34</b>	<b>688</b>	<b>0</b>	<b>20.2</b>
North Carolina	12	27	529	0	19.6
Maryland	11	29	554	0	19.1

#### TURNOVER MARGIN

G	—GAINED—			—LOST—			MAR	PER/G	
	FUM	INT	TOT	FUM	INT	TOT			
Maryland	11	10	24	34	9	9	18	+16	1.45
NC State	11	16	7	23	6	7	13	+10	0.91
<b>Florida State</b>	<b>11</b>	<b>10</b>	<b>15</b>	<b>25</b>	<b>8</b>	<b>13</b>	<b>21</b>	<b>+4</b>	<b>0.36</b>
Virginia	12	10	18	28	10	14	24	+4	0.33
Georgia Tech	12	11	11	22	7	14	21	+1	0.08
Wake Forest	11	9	13	22	11	14	25	-3	-0.27
Clemson	11	6	10	16	9	14	23	-7	-0.64
North Carolina	12	9	8	17	12	16	28	-11	-0.92
Duke	11	9	7	16	11	19	30	-14	-1.27

#### TOTAL DEFENSE

G	RUSH	PASS	PLYS	YARDS	AVG	TD	YDS/G	
North Carolina	12	1498	2166	835	3664	4.4	25	305.3
Maryland	11	997	2645	785	3642	4.6	21	331.1
Georgia Tech	12	1405	2595	822	4000	4.9	30	333.3
<b>Florida State</b>	<b>11</b>	<b>1386</b>	<b>2534</b>	<b>771</b>	<b>3920</b>	<b>5.1</b>	<b>33</b>	<b>356.4</b>
NC State	11	1562	2390	796	3952	5.0	28	359.3
Wake Forest	11	1544	2694	762	4238	5.6	40	385.3
Clemson	11	1803	2486	803	4289	5.3	39	389.9
Virginia	12	2433	2734	920	5167	5.6	36	430.6
Duke	11	2702	2710	823	5412	6.6	61	492.0

#### RUSHING DEFENSE

G	RUSHES	YDS	AVG	TD	YDS/G	
Maryland	11	387	997	2.6	5	90.6
Georgia Tech	12	432	1405	3.3	17	117.1
North Carolina	12	432	1498	3.5	16	124.8
<b>Florida State</b>	<b>11</b>	<b>398</b>	<b>1386</b>	<b>3.5</b>	<b>23</b>	<b>126.0</b>
Wake Forest	11	423	1544	3.7	19	140.4
NC State	11	454	1562	3.4	10	142.0
Clemson	11	465	1803	3.9	18	163.9
Virginia	12	570	2433	4.3	22	202.8
Duke	11	494	2702	5.5	36	245.6

#### PASS DEFENSE

G	ATT	CMP	INT	PCT	YDS	AVG	TD	YDS/G
North Carolina	12	403	203	8	50.4	2166	5.4	180.5
Georgia Tech	12	390	212	11	54.4	2595	6.7	216.2
NC State	11	342	201	7	58.8	2390	7.0	217.3

Clemson	11	338	186	10	55.0	2486	7.4	21	226.0
Virginia	12	350	206	18	58.9	2734	7.8	14	227.8
<b>Florida State</b>	<b>11</b>	<b>373</b>	<b>206</b>	<b>15</b>	<b>55.2</b>	<b>2534</b>	<b>6.8</b>	<b>10</b>	<b>230.4</b>
Maryland	11	398	219	94	55.0	2645	6.6	16	240.5
Wake Forest	11	339	209	13	61.7	2694	7.9	21	244.9
Duke	11	329	201	7	61.1	2710	8.2	25	246.4

#### SCORING DEFENSE

G	TD	XP	2XP	DXP	FG	SAF	PTS	AVG	
Maryland	11	24	24	0	0	14	210	19.1	
NC State	11	29	28	0	0	7	223	20.3	
North Carolina	12	30	24	2	0	15	261	21.8	
Georgia Tech	12	34	28	0	0	11	267	22.2	
<b>Florida State</b>	<b>11</b>	<b>36</b>	<b>34</b>	<b>0</b>	<b>0</b>	<b>11</b>	<b>2</b>	<b>287</b>	<b>26.1</b>
Virginia	12	40	34	0	0	19	331	27.6	
Wake Forest	11	41	38	0	0	9	311	28.3	
Clemson	11	39	31	1	0	16	315	28.6	
Duke	11	65	62	0	0	13	491	44.6	

#### PASS DEF EFFICIENCY

G	ATT	CMP	INT	PCT	YDS	TD	EFFIC	
North Carolina	12	403	203	8	50.4	2166	9	98.9
Maryland	11	398	219	94	55.0	2645	16	119.1
<b>Florida State</b>	<b>11</b>	<b>373</b>	<b>206</b>	<b>15</b>	<b>55.2</b>	<b>2534</b>	<b>10</b>	<b>113.1</b>
Georgia Tech	12	390	212	11	54.4	2595	13	115.6
Virginia	12	350	206	18	58.9	2734	14	127.4
NC State	11	342	201	7	58.8	2390	18	130.7
Clemson	11	338	186	10	55.0	2486	21	131.4
Wake Forest	11	339	209	13	61.7	2694	21	141.2
Duke	11	329	201	7	61.1	2710	25	151.1

#### PUNT RETURNS

G	RET	YDS	TD	AVG	
Duke	11	24	346	1	14.4
North Carolina	12	45	508	1	11.3
Wake Forest	11	31	343	1	11.1
Georgia Tech	12	51	555	0	10.9
Clemson	11	26	265	0	10.2
<b>Florida State</b>	<b>11</b>	<b>31</b>	<b>282</b>	<b>2</b>	<b>9.1</b>
Virginia	12	33	276	0	8.4
NC State	11	20	155	1	7.8
Maryland	11	23	166	1	7.2

#### PUNTING

G	NO	YDS	AVG	RET	YDS	AVG	NET/P	
Maryland	11	54	2401	44.5	26	222	4.1	40.4
Georgia Tech	12	43	1737	40.4	16	135	3.1	37.3
Virginia	12	65	2645	40.7	28	299	4.6	36.1
Wake Forest	11	51	1958	38.4	26	182	3.6	34.8
NC State	11	53	2166	40.9	35	398	6.2	34.7
Clemson	11	45	1704	37.9	18	186	4.1	33.7
North Carolina	12	69	2679	38.8	37	408	5.9	32.9
<b>Florida State</b>	<b>11</b>	<b>55</b>	<b>2125</b>	<b>38.6</b>	<b>27</b>	<b>337</b>	<b>6.1</b>	<b>32.5</b>
Duke	11	71	2628	37.0	47	462	6.5	30.5

#### FIRST DOWNS

G	RUSH	PASS	PEN	TOTAL	
Georgia Tech	12	106	137	25	268
Maryland	11	139	105	13	257
Clemson	11	129	110	15	254
Wake Forest	11	142	85	20	247
<b>Florida State</b>	<b>11</b>	<b>99</b>	<b>124</b>	<b>23</b>	<b>246</b>
Virginia	12	80	132	17	229
North Carolina	12	84	125	20	229
NC State	11	72	120	23	215
Duke	11	60	109	18	207

#### 3RD-DOWN CONVERSIONS

G	CONV	ATT	PCT	
Maryland	11	84	179	46.9
Georgia Tech	12	89	190	46.8
Clemson	11	78	169	46.2
Wake Forest	11	81	178	45.5
<b>Florida State</b>	<b>11</b>	<b>66</b>	<b>148</b>	<b>44.6</b>
NC State	11	62	156	39.7
North Carolina	12	68	173	39.3
Duke	11	67	179	37.4
Virginia	12	59	168	35.1

#### SACKS BY

G	SACKS	YARDS	
Maryland	11	38	294
Georgia Tech	12	35	196
NC State	11	28	215
North Carolina	12	26	183
Wake Forest	11	26	188
Virginia	12	23	127
Clemson	11	20	127
<b>Florida State</b>	<b>11</b>	<b>15</b>	<b>98</b>
Duke	11	15	88

#### PENALTIES

G	NO	YDS	AVG/G	
Duke	11	73	584	53.1
Wake Forest	11	74	645	58.6

Georgia Tech	12	85	712	59.3
Maryland	11	75	661	60.1
NC State	11	82	708	64.4
North Carolina	12	98	774	64.5
Virginia	12	90	831	69.2
<b>Florida State</b>	<b>11</b>	<b>93</b>	<b>764</b>	<b>69.5</b>
Clemson	11	97	830	75.5

#### FIELD GOALS

	G	MADE	ATT	PCT
Florida State	11	13	14	.929
NC State	11	16	18	.889
Clemson	11	10	12	.833
Wake Forest	11	11	14	.786
North Carolina	12	12	16	.750
Georgia Tech	12	19	28	.679
Duke	11	6	9	.667
Maryland	11	17	26	.654
Virginia	12	12	22	.545

#### 4TH-DOWN CONVERSIONS

	G	CONV	ATT	PCT
Maryland	11	8	11	72.7
Wake Forest	11	11	18	61.1
Georgia Tech	12	11	20	55.0
Clemson	11	12	22	54.5
Virginia	12	9	17	52.9
NC State	11	8	18	44.4
North Carolina	12	4	11	36.4
Duke	11	9	26	34.6
<b>Florida State</b>	<b>11</b>	<b>1</b>	<b>6</b>	<b>16.7</b>

#### TIME OF POSSESSION

	G	TOTAL TIME	AVG/G
Maryland	11	348:53	31:43
Wake Forest	11	348:14	31:39
Georgia Tech	12	377:44	31:28
<b>Florida State</b>	<b>11</b>	<b>341:25</b>	<b>31:02</b>
North Carolina	12	356:34	29:42
Duke	11	323:43	29:25
NC State	11	322:17	29:17
Clemson	11	321:07	29:11
Virginia	12	328:12	27:21

#### RED ZONE OFFENSE

	G	REDZONE	PCT	TDS	R/P	FG-AT	FUM/INT/DWNS/OTHER
NC State	11	38-43	88.4	24	11/13	13-13	0/1/2/2
North Carolina	12	32-37	86.5	24	11/13	8-9	2/1/1/0
Clemson	11	32-39	82.1	25	16/9	6-8	0/2/1/2
Maryland	11	49-60	81.7	20	13/7	11-15	1/3/3/0
Virginia	12	37-46	80.4	26	5/21	10-15	0/2/1/1
<b>Florida State</b>	<b>11</b>	<b>36-45</b>	<b>80.0</b>	<b>25</b>	<b>15/10</b>	<b>11-12</b>	<b>1/2/2/3</b>
Georgia Tech	12	49-54	77.8	30	18/12	12-17	1/1/3/2
Wake Forest	11	35-46	76.1	26	25/1	8-9	4/4/1/1
Duke	11	26-35	74.3	19	13/6	5-7	2/3/2/0

#### RED ZONE DEFENSE

	G	REDZONE	PCT	TDS	R/P	FG-AT	FUM/INT/DWNS/OTHER
NC State	11	25-49	51.0	19	8/11	6-13	4/4/7/2
Maryland	11	24-33	72.7	10	2/8	10-12	0/3/4/0
Virginia	12	44-57	77.2	27	21/6	17-23	2/3/1/1
Clemson	11	43-53	81.1	26	14/12	13-15	3/3/1/1
Wake Forest	11	35-42	83.3	28	15/13	6-7	0/4/2/0
<b>Florida State</b>	<b>11</b>	<b>33-39</b>	<b>84.6</b>	<b>25</b>	<b>20/5</b>	<b>8-10</b>	<b>1/2/1/0</b>
Georgia Tech	12	29-33	87.9	21	14/7	7-9	0/0/1/1
North Carolina	12	30-34	88.2	22	15/7	8-10	0/0/1/1
Duke	11	53-58	91.4	36	24/12	9-9	1/1/1/2

#### OPPONENT 1ST DOWNS

	G	RUSH	PASS	PEN	TOTAL
Maryland	11	67	116	12	195
North Carolina	12	89	98	19	206
<b>Florida State</b>	<b>11</b>	<b>86</b>	<b>109</b>	<b>19</b>	<b>214</b>
Georgia Tech	12	91	106	21	218
Wake Forest	11	100	111	13	224
NC State	11	98	110	24	232
Clemson	11	101	112	25	238
Duke	11	128	108	13	249
Virginia	12	129	118	26	273

#### OPP 3RD-DOWN CONVERT

	G	CONV	ATT	PCT
North Carolina	12	66	192	34.4
Maryland	11	68	184	37.0
<b>Florida State</b>	<b>11</b>	<b>60</b>	<b>161</b>	<b>37.3</b>
Georgia Tech	12	68	176	38.6
Virginia	12	73	178	41.0
NC State	11	64	156	41.0
Clemson	11	77	174	44.3
Wake Forest	11	68	149	45.6
Duke	11	79	163	48.5

#### SACKS AGAINST

	G	SACKS	YARDS
Wake Forest	11	13	108
NC State	11	18	115
Maryland	11	19	141
Georgia Tech	12	22	158
Virginia	12	24	200
North Carolina	12	22	197
<b>Florida State</b>	<b>11</b>	<b>29</b>	<b>212</b>
Clemson	11	31	184
Duke	11	34	211

#### OPPONENT PENALTIES

	G	NO	YDS	AVG/G
<b>Florida State</b>	<b>11</b>	<b>93</b>	<b>815</b>	<b>74.1</b>
NC State	11	98	796	72.4
Duke	11	83	756	68.7
Virginia	12	90	820	68.3
Georgia Tech	12	99	787	65.6
Wake Forest	11	82	693	63.0
North Carolina	12	85	720	60.0
Clemson	11	74	647	58.8
Maryland	11	66	554	50.4

#### PAT KICKING


	G	MADE	ATT	PCT
Georgia Tech	12	40	40	1.000
Virginia	12	27	27	1.000
Clemson	11	38	39	.974
Wake Forest	11	33	34	.971
North Carolina	12	39	41	.951
Maryland	11	41	44	.932
Duke	11	24	26	.923
<b>Florida State</b>	<b>11</b>	<b>44</b>	<b>48</b>	<b>.917</b>
NC State	11	28	33	.848

#### OPP 4TH-DOWN CONVERT

	G	CONV	ATT	PCT
NC State	11	7	20	35.0
Maryland	11	10	27	37.0
North Carolina	12	5	13	38.5
Georgia Tech	12	5	13	38.5
Wake Forest	11	7	17	41.2
<b>Florida State</b>	<b>11</b>	<b>10</b>	<b>20</b>	<b>50.0</b>
Duke	11	10	15	66.7
Clemson	11	12	18	66.7
Virginia	12	8	12	66.7

#### KICKOFF COVERAGE

	G	NO	YDS	TD	AVG
Clemson	11	36	734	0	20.4
<b>Florida State</b>	<b>11</b>	<b>57</b>	<b>1166</b>	<b>0</b>	<b>20.5</b>
Virginia	12	32	687	0	21.5
Georgia Tech	12	47	1060	2	22.6
Wake Forest	11	20	454	0	22.7
NC State	11	45	1039	0	23.1
North Carolina	12	40	991	1	24.8
Duke	11	22	558	0	25.4
Maryland	11	42	1097	2	26.1



Atreivs Bell

