

Chris Rix ranked eighth nationally in passing efficiency as a redshirt freshman last year.

College Football

What's Inside:

2001 NCAA LEADERS	190
NCAA ALL-TIME LEADERS	192
2002 BCS	196
ALL-TIME BOWL RECORDS	198
AP FINAL POLLS	201
UPI FINAL POLLS	202
ESPN/USA TODAY	
FINAL POLLS	203
SOD CEMETERY	204



2001 NCAA FINAL STATISTICAL LEADERS

INDIVIDUAL

Rushing

	CAR	YDS	AVG	YDSPG
1. Chance Kretschmer, Nevada	302	1732	5.74	157.45
2. William Green, Boston College	265	1559	5.88	155.90
3. Luke Staley, Brigham Young	196	1582	8.07	143.82
4. Larry Nead, San Diego St.	311	1549	4.98	140.82
5. Anthony Davis, Wisconsin	991	1466	5.04	133.97
90. Greg Jones, FSU	134	713	5.32	64.82

Passing

	ATT	CMP	YDS	TD	CPG
1. Kliff Kingsbury, Texas Tech	528	36	3502	25	33.09
2. Byron Leftwich, Marshall	470	31	4132	38	26.25
3. Luke McCown, Louisiana Tech	470	27	3337	28	25.18
4. David Carr, Fresno St.	476	30	4299	42	23.69
5. Jose Fuentes, Utah St.	437	26	3100	24	23.64
56. Chris Rix, FSU	286	16	2734	24	15.00

Passing Efficiency

(Min. 15 Att. Per Game)

	ATT	CMP	YDS	TD	RTG
1. Rex Grossman, Florida	395	259	3896	34	170.8
2. David Carr, Fresno St.	476	308	4299	42	166.7
3. Wes Counts, Middle Tenn. St.	259	188	2327	17	166.6
4. Ryan Dinwiddie, Boise St.	322	201	3043	29	164.7
5. Byron Leftwich, Marshall	470	315	4132	38	164.6
8. Chris Rix, FSU	286	165	2734	24	156.6

Total Offense

	PLAYS	YDS	YDSPG
1. Rex Grossman, Florida	429	3904	354.9
2. Byron Leftwich, Marshall	534	4224	352.0
3. David Carr, Fresno St.	564	4396	338.2
4. Nick Rolovich, Hawaii	454	3365	336.5
5. Luke McCown, Louisiana Tech	557	3481	316.5
11. Chris Rix, FSU	385	3123	283.9

Receptions Per Game

	G	CT	YDS	CTPG
1. Kevin Curtis, Utah St.	11	100	1531	9.09
2. Ricky Williams, Texas Tech	11	92	617	8.36
3. Josh Reed, LSU	12	94	1740	7.83
4. Darius Watts, Marshall	12	91	1417	7.58
5. Don Shoals, Tulsa	10	75	908	7.50
99. Javon Walker, FSU	11	45	944	4.09

Receiving Yards Per Game

	G	CT	YDS	YDSPG
1. Josh Reed, LSU	12	94	1740	145.00
2. Ashley Lelie, Hawaii	12	84	1713	142.75
3. Kevin Curtis, Utah St.	11	100	1531	139.18
4. Lee Evans, Wisconsin	12	75	1545	128.75
5. Edell Shepherd, San Jose St.	12	83	1500	125.00
26. Javon Walker, FSU	11	45	944	85.82
74. Talman Gardner, FSU	10	33	649	64.90

Total Receiving Yards

	G	CT	YDS	YDSPG
1. Josh Reed, LSU	12	94	1740	145.00
2. Ashley Lelie, Hawaii	12	84	1713	142.75
3. Lee Evans, Wisconsin	12	75	1545	128.75
4. Kevin Curtis, Utah St.	11	100	1531	139.18
5. Edell Shepherd, San Jose St.	12	83	1500	125.00
26. Javon Walker, FSU	11	45	944	85.82

Interceptions

	G	NO	YDS	TD	IPG
1. Edward Reed, Miami (Fla.)	11	9	206	2	.82
2. Lamont Thompson, Washington St.	11	8	96	1	.73
3. Derek Ross, Ohio St.	11	7	194	1	.64
3. Kevin Thomas, UNLV	11	7	213	3	.64
5. Nathan Vasher, Texas	12	7	17	0	.58
77. Michael Boulware, FSU	11	3	52	1	.27
77. Chris Hope, FSU	11	3	0	0	.27

Punting

(Min 3.6 Punts Per Game)

	NO	YARDS	AVG
1. Travis Dorsch, Purdue	49	2370	48.37
2. Dave Zastudil, Ohio	50	2280	45.60
3. Andy Groom, Ohio St.	44	1981	45.02
4. Steve Mullins, Utah St.	50	2241	44.82
5. John Skaggs, Navy	48	2151	44.81
60. Chance Gwaltney, FSU	53	2125	40.09



Chris Rix ranked eighth nationally in passing efficiency last year.

Punt Returns

(Min 1.2 Returns Per Game)

	NO	YDS	TD	AVG
1. Roman Hollowell, Colorado	29	522	2	18.00
2. Luke Powell, Stanford	19	304	0	16.00
3. DeAndrew Rubin, South Fla.	26	406	1	15.62
4. Ronnie Hamilton, Duke	20	311	1	15.55
5. Dexter Wynn, Colorado St.	14	214	0	15.29
49. Dominic Robinson, FSU	16	162	0	10.13

Kickoff Returns

(Min 1.2 Returns Per Game)

	NO	YDS	TD	AVG
1. Chris Massey, Oklahoma St.	15	522	1	34.80
2. Chad Owens, Hawaii	24	807	2	33.63
3. Derrick Hamilton, Clemson	15	476	1	31.73
4. Tom Pace, Arizona St.	17	537	1	31.59
5. Corey Parchman, Ball St.	15	465	2	31.00
72. Craphonso Thorpe, FSU	26	561	0	21.58

Field Goals

	FGA	FG	PCT	FGPG
1. Todd Sievers, Miami (Fla.)	26	21	.808	1.91
2. Jeff Chandler, Florida	22	19	.864	1.90
3. Travis Dorsch, Purdue	25	20	.800	1.82
Jarvis Wallum, Wyoming	23	20	.870	1.82
Steve Azar, Northern Ill.	26	20	.769	1.82
33. Xavier Beitia, FSU	14	13	.929	1.18

Scoring

	TD	XP	FG	PTS	PTPG
1. Luke Staley, Brigham Young	28	0	0	170	15.45
2. Dwone Hicks, Middle Tenn. St.	24	0	0	148	13.45
3. Chester Taylor, Toledo	23	0	0	138	12.55
4. Todd Sievers, Miami (Fla.)	0	56	21	119	10.82
5. Levron Williams, Indiana	19	0	0	114	10.36
40. Xavier Beitia, FSU	0	44	13	83	7.55

All-Purpose Runners

	RUSH	REC	PR	KOR	YDS	YDSPG
1. Levron Williams, Indiana	1401	289	0	511	2201	200.09
2. Bernard Berrian, Fresno St.	101	1270	552	668	2591	199.31
3. Mewelde Moore, Tulane	1421	756	0	82	2259	188.25
4. Luke Staley, Brigham Young	1582	334	0	102	2018	183.45
5. Emmett White, Utah St.	1361	408	125	120	2014	183.09

TEAM

Rushing Offense

	CARRIES	YDS	YDSPG
1. Nebraska	672	3776	314.67
2. Rice	751	3378	281.50
3. Air Force	677	3279	273.25
4. Indiana	541	2964	269.45
5. Kansas St.	606	2835	257.73
54. Florida St.	434	1756	159.64

Passing Offense

	ATT	CMP	YDS	YDSPG
1. Florida	464	299	4457	405.2
2. Hawaii	570	327	4576	381.3
3. Marshall	477	319	4201	350.1
4. Idaho	497	309	3826	347.8
5. Texas Tech	569	390	3710	337.3
26. Florida St.	325	184	2931	266.5

Total Offense

	PLAYS	YDS	YDSPG
1. Brigham Young	991	7057	542.85
2. Florida	788	5803	527.55
3. Marshall	880	6060	505.00
4. Fresno St.	983	6464	497.23
5. Middle Tenn. St.	781	5296	481.45
26. Florida St.	759	4687	426.09

Punt Returns

	NO	YDS	AVG
1. Colorado	30	522	17.40
2. Stanford	22	349	15.86
3. Texas	40	615	15.38
4. South Fla.	35	536	15.31
5. Fresno St.	40	609	15.23
65. Florida St.	31	282	9.10

Kickoff Returns

	NO	YDS	AVG
1. Hawaii	39	1180	30.26
2. Oklahoma	23	619	26.91
3. Oklahoma St.	36	966	26.83
4. Texas	21	562	26.76
5. Colorado St.	31	823	26.55
65. Florida St.	34	688	20.24

Scoring Offense

	GAMES	PTS	AVG
1. Brigham Young	13	608	46.77
2. Florida	10	482	48.20
3. Miami (Fla.)	11	475	43.18
4. Fresno St.	13	525	40.38
5. Hawaii	11	483	43.91
21. Florida St.	10	373	37.30

Rushing Defense

	CAR	YDS	YDSPG
1. UAB	333	630	57.3
2. Virginia Tech	371	788	71.6
3. Tennessee	384	1024	85.3
4. Bowling Green	372	949	86.3
5. New Mexico	383	961	87.4
32. Florida St.	398	1386	126.0

Passing Defense

	ATT	CMP	YDS	YDSPG
1. West Virginia	251	122	1504	136.73
2. Miami (Fla.)	290	129	1520	138.18
3. Texas	369	187	1760	146.67
4. Iowa St.	276	155	1670	151.82
5. Mississippi	275	136	1774	161.27
74. Florida St.	373	206	2534	230.36

Pass Efficiency Defense

	ATT	CMP	INT	YDS	TD	RATING
1. Miami (Fla.)	290	129	27	1520	5	75.60
2. Nebraska	395	171	19	2043	8	83.81
3. Virginia Tech	354	161	19	1829	8	85.62
4. Texas	369	187	15	1760	6	88.00
5. Oklahoma	383	177	20	2075	9	89.02
37. Florida St.	373	206	15	2534	10	113.07

Total Defense

	PLAYS	YDS	YDSPG
1. Texas	754	2834	236.17
2. Virginia Tech	725	2617	237.91
3. Kansas St.	684	2886	262.36
4. Oklahoma	813	3154	262.83
5. UAB	719	2925	265.91
43. Florida St.	771	3920	356.36

Scoring Defense

	GAMES	PTS	AVG
1. Miami (Fla.)	11	103	9.4
2. Virginia Tech	11	147	13.4
3. Texas	12	164	13.7
4. Oklahoma	12	166	13.8
5. Florida	10	155	14.1
64. Florida St.	10	287	26.1

Turnover Margin

	TURNOVERS GAINED			TURNOVERS LOST			MARGIN /GAME
	FUM	INT	TOTAL	FUM	INT	TOTAL	
1. Miami (Fla.)	18	27	45	10	9	19	2.36
2. Fresno St.	13	23	36	5	8	13	1.77
3. Bowling Green	17	18	35	5	13	18	1.55
4. Maryland	10	24	34	9	9	18	1.45
5. Oregon	7	18	25	6	5	11	1.27
5. Southern California	14	19	33	7	12	19	1.27
31. Florida St.	10	15	25	8	13	21	.36

NCAA ALL-TIME LEADERS

TOTAL OFFENSE

Career Yards

PLAYER	TEAM	YEARS	PLAYS	YARDS			AVG
				RUSH	PASS	TOTAL	
1. Ty Detmer	Brigham Young	88-91	*1,795	-366	*15,031	*14,665	8.17
2. Tim Rattay	Louisiana Tech	97-99	1,705	-128	12,746	12,618	7.40
3. Chris Redman	Louisville	96-99	*1,846	-412	12,541	12,129	6.57
4. Drew Brees	Purdue	97-00	1,754	906	10,909	11,815	6.74
5. Doug Flutie	Boston College	81-84	1,558	738	10,579	11,317	7.26

Season Yards

PLAYER	TEAM	YEAR	GAMES	PLAYS	YARDS			AVG
					RUSH	PASS	TOTAL	
1. David Klingler	Houston	90	11	704	81	5,140	*5,221	7.42
2. Ty Detmer	Brigham Young	90	12	635	-106	5,188	5,022	7.91
3. Tim Rattay	Louisiana Tech	98	12	602	-103	4,943	4,840	8.04
4. Andre Ware	Houston	89	11	628	-38	4,699	4,661	7.42
5. Jim McMahon	Brigham Young	80	12	540	56	4,571	4,627	8.57

RUSHING

Career Yards

PLAYER	TEAM	YEARS	PLAYS	YARDS	AVG	LONG
1. Ron Dayne	Wisconsin	96-99	1,115	*6,397	5.74	80
2. Ricky Williams	Texas	95-98	1,011	6,279	6.21	87
3. Tony Dorsett	Pittsburgh	73-76	1,074	6,082	5.66	73
4. Charles White	Southern Cal	76-79	1,023	5,598	5.47	79
5. Travis Prentice	Miami (Ohio)	96-99	1,138	5,596	4.92	55

Season Yards

PLAYER	TEAM	YEAR	GAMES	PLAYS	YARDS	AVG
1. Barry Sanders	Oklahoma State	88	11	344	*2,628	7.64
2. Marcus Allen	Southern Cal	81	11	*403	2,342	5.81
3. Troy Davis	Iowa State	96	11	402	2,185	5.44
4. LaDainian Tomlinson	TCU	2000	11	369	2,158	5.85
5. Mike Rozier	Nebraska	83	12	275	2,148	7.81

PASSING

Career Passing Efficiency

(Minimum 500 Completions)

PLAYER	TEAM	YEARS	ATT	COMP	INT	PCT	YARDS	TD	PTS
1. Danny Wuerffel	Florida	93-96	1,170	708	42	.605	10,875	114	163.6
2. Ty Detmer	Brigham Young	88-91	1,530	958	65	.626	15,031	*121	*162.7
3. Steve Sarkisian	Brigham Young	95-96	789	528	26	.669	7,464	53	162.0
4. Billy Blanton	San Diego State	93-96	920	588	25	.639	8,165	67	157.1
5. Jim McMahon	Brigham Young	77-78, 80-81	1,060	653	34	.616	9,536	84	156.9

Season Passing Efficiency

(Minimum 15 Attempts Per Game)

PLAYER	TEAM	YEAR	G	ATT	COMP	INT	PCT	YARDS	TD	PTS
1. Shaun King	Tulane	98	11	328	223	6	.680	3,232	36	183.3
2. Michael Vick	Virginia Tech	99	10	152	90	5	.592	1,840	12	180.4
3. Danny Wuerffel	Florida	95	11	325	210	10	.646	3,266	35	*178.4
4. Jim McMahon	Brigham Young	80	12	445	284	18	.638	*4,571	*47	*176.9
5. Ty Detmer	Brigham Young	89	12	412	265	15	.643	4,560	32	175.6

Career Yards

PLAYER	TEAM	YEARS	ATT	COMP	INT	PCT	YARDS	TD	PTS
1. Ty Detmer	Brigham Young	88-91	*1,530	*958	65	.626	*15,031	121	76
2. Tim Rattay	Louisiana Tech	97-99	1,552	1,015	35	.654	12,746	115	94
3. Chris Redman	Louisville	96-99	*1,679	*1,031	51	.614	12,541	84	86
4. Todd Santos	San Diego State	84-87	1,484	910	57	.613	11,425	70	84
5. Tim Lester	Western Michigan	96-99	1,507	875	49	.581	11,299	87	82

Season Yards

	PLAYER	TEAM	YEAR	G	ATT	COMP	INT	PCT	YARDS	TD
1.	Ty Detmer	Brigham Young	90	12	562	361	28	.642	*5,188	41
2.	David Klingler	Houston	90	11	*643	*374	20	.582	5,140	*54
3.	Tim Rattay	Louisiana Tech	98	12	559	380	13	.680	4,943	46
4.	Andre Ware	Houston	89	11	578	365	15	.631	4,699	46
5.	Jim McMahon	Brigham Young	80	12	445	284	18	.638	4,571	47

Single Game Attempts

NO.	PLAYER	TEAM	OPPONENT	DATE
83	Drew Brees	Purdue	Wisconsin	Oct. 10, 1998
79	Matt Vogler	Texas Christian	Houston	Nov. 3, 1990
78	Rusty LaRue	Wake Forest	Duke	Oct. 28, 1995
76	David Klingler	Houston	Southern Methodist	Oct. 20, 1990
75	Chris Vargas	Nevada	McNeese State	Sept. 19, 1992

Single Game Completions

NO.	PLAYER	TEAM	OPPONENT	DATE
55	Drew Brees	Purdue	Wisconsin	Oct. 10, 1998
55	Rusty LaRue	Wake Forest	Duke	Oct. 28, 1995
50	Rusty LaRue	Wake Forest	N.C. State	Nov. 18, 1995
48	David Klingler	Houston	Southern Methodist	Oct. 20, 1990
47	Luke McCown	Louisiana Tech	Auburn	Oct. 21, 2000
47	Tim Couch	Kentucky	Arkansas	Oct. 3, 1998

RECEIVING

Career Catches

	PLAYER	TEAM	YEARS	CATCHES	YARDS	AVG	TD
1.	Arnold Jackson	Louisville	1997-00	*300	3,670	12.2	31
2.	Trevor Insley	Nevada	1996-99	*298	*5,005	16.8	35
3.	Geoff Noisy	Nevada	1995-98	*295	4,949	14.4	21
4.	Troy Edwards	Louisiana Tech	1996-98	280	4,352	15.5	50
5.	Aaron Turner	Pacific	1989-92	*266	*4,345	16.3	43

Season Receptions

	PLAYER	TEAM	YEAR	G	CATCHES	YARDS	TD
1.	Emmanuel Hazard	Houston	89	11	*142	1,689	*22
2.	Troy Edwards	Louisiana Tech	98	12	140	1,996	*27
3.	Trevor Insley	Nevada	99	11	134	*2,060	13
4.	Howard Twilley	Tulsa	65	10	134	1,779	16
5.	Alex Van Dyke	Nevada	95	11	129	*1,854	16

Career Yards

	PLAYER	TEAM	YEARS	CATCHES	YARDS	AVG	TD
1.	Trevor Insley	Nevada	96-99	*298	*5,005	16.8	35
2.	Marcus Harris	Wyoming	93-96	259	4,518	17.4	38
3.	Ryan Yarborough	Wyoming	90-93	229	*4,357	19.0	42
4.	Troy Edwards	Louisiana Tech	96-98	*280	4,352	15.5	*50
5.	Aaron Turner	Pacific	89-92	*266	4,345	16.3	43

SCORING

Career Points (Non-Kickers)

	PLAYER	TEAM	YEARS	TD	XPT	FG	PTS
1.	Travis Prentice	Miami (Ohio)	96-99	*78	0	0	*468
2.	Ricky Williams	Texas	95-98	75	2	0	*452
3.	Anthony Thompson	Indiana	86-89	*65	4	0	*394
4.	Ron Dayne	Wisconsin	96-99	63	0	0	378
5.	Marshall Faulk	San Diego State	91-93	62	4	0	376

Career Points (Kickers)

PLAYER	TEAM	YEARS	PAT	PAT ATT	FG	FG ATT	PTS
1. Roman Anderson	Houston	88-91	*213	217	70	101	*423
2. Carlos Huerta	Miami (Fla.)	88-91	178	181	73	91	397
3. Jason Elam	Hawaii	88-92	158	161	79	100	395
4. Derek Schmidt	Florida State	84-87	174	178	73	102	393
5. Kris Brown	Nebraska	95-98	217	222	57	77	388

Season Points

PLAYER	TEAM	YEAR	TD	XPT	FG	PTS
1. Barry Sanders	Oklahoma State	88	*39	0	0	*234
2. Troy Edwards	Louisiana Tech	98	31	2	0	188
3. Mike Rozier	Nebraska	83	29	0	0	174
Lydell Mitchell	Penn State	71	29	0	0	174
5. Lee Suggs	Virginia Tech	00	28	0	0	168
Ricky Williams	Texas	98	28	0	0	168

INTERCEPTIONS

Career Interceptions

PLAYER	TEAM	YEARS	NO	YARDS	AVG
1. Al Brosky	Illinois	50-52	*29	356	12.3
2. John Provost	Holy Cross	72-74	27	470	17.4
Martin Bayless	Bowling Green	80-83	27	266	9.9
4. Tom Curtis	Michigan	67-69	25	440	17.6
Tony Thurman	Boston College	81-84	25	221	8.8
Tracy Saul	Texas Tech	89-92	25	425	17.0

Season Interceptions

PLAYER	TEAM	YEAR	NO	YARDS
1. Al Worley	Washington	68	*14	130
2. George Shaw	Oregon	51	13	136
3. Terrell Buckley	Florida State	91	12	238
Cornelius Price	Houston	89	12	187
Bob Navarro	Eastern Michigan	89	12	73
Tony Thurman	Boston College	84	12	99
Terry Hoage	Georgia	82	12	51
Frank Polito	Villanova	71	12	261
Bill Albrecht	Washington	51	12	140
Hank Rich	Arizona State	50	12	135

PUNTING

Career Average (Minimum 150 Punts)

PLAYER	TEAM	YEARS	NO	YARDS	AVG	LONG
1. Todd Sauerbrun	West Virginia	91-94	167	7,733	46.3	90
2. Reggie Roby	Iowa	79-82	172	7,849	*45.6	69
3. Greg Montgomery	Michigan State	85-87	170	7,721	45.4	86
4. Tom Tupa	Ohio State	84-87	196	8,854	45.2	75
5. Barry Helton	Colorado	84-87	153	6,873	44.9	68

Season Average

PLAYER	TEAM	YEAR	NO	YARDS	AVG
1. Chad Kessler	LSU	97	39	1,961	*50.3
2. Reggie Roby	Iowa	81	44	2,193	*49.8
3. Kirk Wilson	UCLA	56	30	1,479	49.3
4. Todd Sauerbrun	West Virginia	94	72	3,486	48.4
5. Zack Jordan	Colorado	50	38	1,830	48.2
Ricky Anderson	Vanderbilt	84	58	2,793	≠48.2

PUNT RETURNS

Career Average

(Minimum 1.2 Returns Per Game)

PLAYER	TEAM	YEARS	NO	YARDS	TD	AVG	LONG
1. Jack Mitchell	Oklahoma	46-48	39	922	7	*23.6	70
2. Gene Gibson	Cincinnati	49-50	37	760	4	20.5	75
3. Eddie Macon	Pacific	49-51	48	907	4	18.9	100
4. Jackie Robinson	UCLA	39-40	37	694	2	18.8	89
5. Bobby Dillon	Texas	49-51	47	830	1	17.7	84
Mike Fuller	Auburn	72-74	50	883	3	17.7	63

Season Average

(Minimum 1.2 Returns Per Game)

PLAYER	TEAM	YEAR	NO	YARDS	AVG
1. Bill Blackstock	Tennessee	51	12	311	*25.9
2. George Sims	Baylor	48	15	375	25.0
3. Gene Derricotte	Michigan	47	14	347	24.8
4. Erroll Tucker	Utah	85	16	389	24.3
George Hoey	Michigan	67	12	291	24.3

KICKOFF RETURNS

Career Average

(Minimum 30 Returns & 1.2 Per Game)

PLAYER	TEAM	YEARS	NO	YARDS	AVG
1. Anthony Davis	Southern Cal	72-74	37	1,999	*35.1
2. Eric Booth	Southern Mississippi	94-97	35	1,135	32.4
3. Overton Curtis	Utah State	57-58	32	991	31.0
4. Fred Montgomery	New Mexico State	91-92	39	1,191	30.5
5. Altie Taylor	Utah State	66-68	40	1,170	29.3

Season Average

(Minimum 1.2 Per Game)

PLAYER	TEAM	YEAR	NO	YARDS	AVG
1. Paul Allen	Brigham Young	61	12	481	*40.1
2. Tremain Mack	Miami (Fla.)	96	13	514	39.5
3. Leeland McElroy	Texas A&M	93	15	590	39.3
4. Forrest Hall	San Francisco	46	15	573	38.2
5. Tony Ball	Tenn-Chattanooga	77	13	473	36.4

ALL-PURPOSE RUNNING

Career Yards

PLAYER	TEAM	YEARS	RUSH	RCV	INT	PR	KOR	YARDS	YDS PP
1. Ricky Williams	Texas	95-98	6,279	927	0	0	0	7,206	6.6
2. Napoleon McCallum	Navy	81-85	4,179	796	0	858	1,339	*7,172	6.3
3. Darrin Nelson	Stanford	77-78, 80-81	4,033	2,368	0	471	13	6,885	7.1
4. Kevin Faulk	LSU	95-98	4,557	600	0	857	819	6,833	6.8
5. Ron Dayne	Wisconsin	96-99	*6,397	304	0	0	0	6,701	5.8

Season Yards

PLAYER	TEAM	YEAR	RUSH	RCV	INT	PR	KOR	YARDS	YDS PP
1. Barry Sanders	Oklahoma State	88	*2,628	106	0	95	421	*3,250	8.3
2. Ryan Benjamin	Pacific	91	1,581	612	0	4	798	2,995	9.6
3. Troy Edwards	Louisiana Tech	98	227	1,996	0	235	326	2,784	14.7
4. Mike Pringle	Cal-State Fullerton	89	1,727	249	0	0	714	2,690	7.6
5. Paul Palmer	Temple	86	1,866	110	0	0	657	2,633	6.8

FIELD GOALS

Career Field Goals

PLAYER	TEAM	YEARS	TOTAL	PCT	-40 YARDS	40+ YARDS	LONG	WON
1. Jeff Jaeger	Washington	83-86	*80-99	.808	*59-68	21-31	52	5
2. Jason Elam	Hawaii	88-92	79-100	.790	50-55	29-45	56	3
John Lee	UCLA	82-85	79-92	*.859	54-56	25-36	52	10
4. Phillip Doyle	Alabama	87-90	78-*105	.743	57-61	21-44	53	6
5. Luis Zendejas	Arizona State	81-84	78-*105	.743	53-59	25-46	55	1
Kevin Butler	Georgia	81-84	77-98	.786	50-56	27-42	60	7

Season Field Goals

PLAYER	TEAM	YEAR	TOTAL	PCT	-40 YARDS	40+ YARDS	LONG	WON
1. John Lee	UCLA	84	*29-33	.879	*16-16	13-17	51	5
2. Paul Woodside	West Virginia	82	28-31	.903	23-23	5-8	45	2
3. Luis Zendejas	Arizona State	83	28-37	.757	19-22	9-15	52	1
4. Sebastian Janikowski	Florida State	98	27-32	.844	17-19	10-13	53	1
Fuad Reveiz	Tennessee	82	27-31	.871	14-14	13-17	60	2

*Record. @Record for minimum of 3,000 yards. †Record for minimum of 785 carries. ^Record for minimum of 1,000 attempts. #Did not score. *Record for minimum of 105 catches. §Three-year totals records. ∞Record for minimum of 50 punts.


2002 BOWL CHAMPIONSHIP SERIES

Starting in 1998, the Bowl Championship Series (BCS) has determined the Division I-A National Champion in football. Last season, there was no denying Miami its fifth national championship. The Hurricanes cruised to a victory in the Rose Bowl Presented by AT&T and capped a perfect 12-0 season. Oklahoma captured the 2000 national title defeating Florida State 13-2 in the FedEx Orange Bowl. In the BCS' first season in 1998, Tennessee defeated Florida State, 23-16, in the Tostitos Fiesta Bowl to claim the national title. A year later, it was Florida State's turn as the Seminoles topped Virginia Tech 46-29 in the Nokia Sugar Bowl for a perfect 12-0 record and their second national title in seven years.

The BCS, which runs through the 2005 regular season and 2006 bowl season, consists of the Rose Bowl presented by AT&T, Nokia Sugar Bowl, FedEx Orange Bowl and the Tostitos Fiesta Bowl. Conferences with automatic berths include the Atlantic Coast, Big East, Big Ten, Big 12, Pac-10 and the South-eastern Conferences.

The Bowl Championship Series differs from the original Bowl Alliance in that it guarantees a matchup between college football's top two teams in a true national championship game on a yearly basis.

The BCS also notes the importance of regional consideration regarding team selection. Specifically, as participating members of the BCS, the four BCS Bowls will host the following conference champions in the years the national championship game is not played at their site. Regional consideration tie-ins include the ACC or Big East champion in the FedEx Orange Bowl, the SEC champion in the Nokia Sugar Bowl, the Big Ten and the



Javon Walker

2002-03 BOWL GAMES

New Orleans Bowl
GMAC Bowl
Tangerine Bowl
Sega Sports Las Vegas Bowl
Hawaii Bowl
Motor City Bowl
Insight.com Bowl

Houston Bowl
Mainstay Independence Bowl
Holiday Bowl
Continental Tire Bowl
Alamo Bowl
Seattle Bowl
Gaylord Hotels Music City Bowl
San Francisco Bowl
Humanitarian Bowl
Wells Fargo Sun Bowl
AXA Liberty Bowl
Silicon Valley Classic
Chick-Fil-A Peach Bowl
SBC Cotton Bowl Classic

Outback Bowl
Toyota Gator Bowl
Capital One Citrus Bowl
Rose Bowl
Nokia Sugar Bowl
FedEx Orange Bowl
Tostitos Fiesta Bowl

New Orleans, LA
Mobile, AL
Orlando, FL
Las Vegas, NE
Honolulu, HI
Pontiac, MI
Tempe, AZ

Houston, TX
Shreveport, LA
San Diego, CA
Charlotte, NC
San Antonio, TX
Seattle, WA
Nashville, TN
San Francisco, CA
Boise, ID
El Paso, TX
Memphis, TN
San Jose, CA
Atlanta, GA
Dallas, TX

Tampa, FL
Jacksonville, FL
Orlando, FL
Pasadena, CA
New Orleans, LA
Miami, FL
Tempe, AZ

December 17, 9 p.m. ET
December 18, 8 p.m. ET
December 23, 5:30 p.m.
December 25, 4:30 p.m. ET
December 25, 8 p.m. ET
December 26, 5 p.m. ET
December 26, TBA

December 27, 1 p.m. ET
December 27, 4:30 p.m. ET
December 27, 8 p.m. ET
December 28, TBA
December 28, 8 p.m. ET
December 30, 2:30 p.m. ET
December 30, TBA
December 31, 10:30 p.m. ET
December 31, Noon ET
December 31, 2 p.m. ET
December 31, 3:30 p.m. ET
December 31, 3:30 p.m. ET
December 31, 7:30 p.m. ET
January 1, 11 a.m. ET

January 1, 11 a.m. ET
January 1, 12:30 p.m. ET
January 1, 1 p.m. ET
January 1, 5 p.m. ET
January 1, 8:30 p.m. ET
January 2, 8 p.m. ET
January 3, 8 p.m. ET

Sunbelt #1 vs. C-USA
MAC or WAC vs. C-USA #2
ACC #4 or #5 vs. Big 12 #5, #6 or #7
MWC #2 vs. Pac-10 #5
C-USA vs. WAC
MAC #1 vs. At Large
Big East #2 or #3 or
Notre Dame vs. Pac-10 #4
Big 12 vs. C-USA
SEC #5 vs. Big 12 #6
Pac-10 #2 vs. Big 12 #3
ACC vs. Big East
Big 10 #4 vs. Big 12 #4
MWC #4 vs. ACC #5 or #6
SEC #6 vs. Big Ten #5 or #6
MWC #3 vs. Big East #3, #4 or #5
WAC vs. At Large
Big 10 #5 vs. Pac-10 #3
C-USA #1 vs. MWC #1
WAC #1 vs. At Large
SEC #4 vs. ACC #3
Big 12 #2 vs. SEC #3 or #4 or
1/4 years Notre Dame or Big East
Big Ten #3 vs. SEC #3
ACC #2 vs. Big East #2
SEC #2 vs. Big Ten #2
BCS
BCS
BCS
BCS

Pac-10 champion in the Rose Bowl presented by AT&T and the Big 12 champion in the Tostitos Fiesta Bowl.

Should a BCS Bowl's regional tie-in champion be ranked number one or two in the final BCS standings, when such bowl is not hosting the national championship game, the number one or two-ranked team shall move to the national championship game and the Bowl shall select a replacement team from the BCS pool of eligible teams. The pool will consist of any Division I-A team that is ranked among the Top 12 in the final BCS standings or has achieved nine wins during the regular season excluding NCAA-exempted contests. ABC-TV has the broadcast right to each of the four bowl games.

ATLANTIC COAST CONFERENCE BCS TIEBREAKER OPTIONS

Options for Four-Way Tie

Assumes:

1. If any team should finish ranked No. 1 or 2 in the BCS poll, they automatically will be the conference BCS representative.
2. A seven-victory minimum in an 11-game season; eight victory minimum in a 12-game season. All wins calculated against 1-A opponents only.

Scenario 1: If Team A is 3-0, Team B is 2-1, Team C is 1-2 and Team D is 0-3, then:

1. If Team A is the highest ranked team in the mini-conference, then it receives the BCS bid.
2. If Team A is ranked in the Top 10, then it receives the BCS bid.
3. If Team A is ranked eight or fewer slots behind the highest-ranking team in the mini-conference, then it receives the BCS bid.
4. If Team A does not have the victory minimum, then the highest-ranked team in the mini-conference receives the bid.

Scenario 2: If Team A&B are 2-1 in the mini-conference and Teams C&D are 1-2, then: *Assuming Teams A&B both have the victory minimum:*

1. If Team A defeated Team B, and is ranked higher than Team B, then Team A earns the bid.
2. If Team A defeated Team B, and is ranked in the Top 10, then Team A earns the bid.
3. If Team A defeated Team B, but is ranked eight or fewer spots lower than Team B, Team A earns the bid.
4. If Team A defeated Team B, but is ranked nine or more slots lower than Team B, Team B earns the bid.

Assuming either A or B do not have the victory minimum:

5. If Team A has the victory minimum and Team B does not, and Team A is the highest-ranked team in the mini-conference, then Team A earns the bid.
6. If Team A has the victory minimum and Team B does not, and Team A is ranked in the Top 10, then Team A earns the bid.

BCS TITLE GAME RESULTS

1998 Season

TOSTITOS FIESTA BOWL: Tennessee d. Florida State
23-16

1999 Season

NOKIA SUGAR BOWL: Florida State d. Virginia Tech
46-29

2000 Season

FEDEX ORANGE BOWL: Oklahoma d. Florida State
13-2

2001 Season

ROSE BOWL PRESENTED BY AT&T: Miami d. Nebraska, 37-14

2002 SEASON BCS SCHEDULE

Jan. 1, '03 (5 p.m. ET) Rose Bowl presented by AT&T
Jan. 1, '03 (8:30 p.m. ET) Nokia Sugar Bowl
Jan. 2, '03 (8 p.m. ET) FedEx Orange Bowl
Jan. 3, '03 (8 p.m. ET) Tostitos Fiesta Bowl
(Title Game)

FUTURE BCS CHAMPIONSHIPS

2003 Season Nokia Sugar Bowl (Title Game)
2004 Season FedEx Orange Bowl (Title Game)
2005 Season Rose Bowl presented by AT&T
(Title Game)

7. If Team A has the victory minimum and Team B does not, and Team A is ranked eight or fewer slots behind the highest-ranked team in the conference, then Team A receives the bid.
8. If Team C or D have the victory minimum and are ranked nine or more slots ahead of Team A or B, then Team C or D receives the BCS bid.
9. If neither Team A&B have the victory minimum, then the highest ranked team in the mini-conference earns the BCS bid.



NCAA ALL-TIME BOWL RECORDS

THIS LIST INCLUDES ALL BOWL GAMES PLAYED BY CURRENT DIVISION I TEAMS. DIVISION I-A TEAMS AKRON, ARKANSAS STATE AND SOUTH-WESTERN LOUISIANA HAVE NOT PLAYED IN A BOWL GAME.

TEAM	W	L	T	TEAM	W	L	T
Air Force	8	7	1	Nevada-Las Vegas	*3	0	0
Alabama	28	19	3	New Mexico	2	3	1
Arizona	5	7	1	New Mexico State	2	0	1
Arizona State	10	8	1	NORTH CAROLINA	11	12	0
Arkansas	10	18	3	NORTH CAROLINA STATE	9	9	1
Army	2	2	0	Northern Illinois	1	0	0
Auburn	14	11	2	Northwestern	1	3	0
Ball State	0	3	0	NOTRE DAME	13	11	0
Baylor	8	8	0	Ohio	0	2	0
Boise State	2	0	0	Ohio State	14	18	0
Boston College	6	6	0	Oklahoma	21	12	1
Bowling Green	2	3	0	Oklahoma State	9	4	0
Brigham Young	7	14	1	Oregon	6	9	0
California	5	7	1	Oregon State	3	3	0
Cal-State Fullerton	0	1	0	Pacific	3	1	1
Central Michigan	0	2	0	Penn State	23	11	2
Cincinnati	2	2	0	Pittsburgh	8	12	0
CLEMSON	12	12	0	Purdue	6	3	0
Colorado	11	12	0	Rice	4	3	0
Colorado State	3	4	0	Rutgers	0	1	0
DUKE	3	5	0	San Diego State	1	4	0
East Carolina	4	2	0	San Jose State	4	3	0
Eastern Michigan	1	0	0	South Carolina	2	8	0
FLORIDA	13	15	0	Southern Cal	25	14	0
FLORIDA STATE	17	9	2	Southern Methodist	4	6	1
Fresno State	6	5	0	Southern Mississippi	5	5	0
Georgia	19	14	3	Stanford	9	9	1
GEORGIA TECH	19	10	0	Syracuse	11	8	1
Hawaii	2	1	0	Temple	1	1	0
Houston	7	6	1	Tennessee	22	19	0
Idaho	1	0	0	Texas	18	20	2
Illinois	6	7	0	Texas A&M	12	14	0
Indiana	3	5	0	Texas Christian	6	11	1
Iowa	8	7	1	Texas-El Paso	5	5	0
IOWA STATE	1	4	0	Texas Tech	5	18	1
Kansas	3	5	0	Toledo	5	1	0
Kansas State	5	4	0	Tulane	3	6	0
Kent	0	1	0	Tulsa	4	7	0
Kentucky	5	5	0	UCLA	11	11	1
Louisiana State	15	16	1	Utah	4	3	0
Louisiana Tech	1	1	0	Utah State	2	3	0
LOUISVILLE	3	4	1	Vanderbilt	1	1	1
Marshall	3	1	0	VIRGINIA	4	8	0
MARYLAND	6	9	2	Virginia Tech	5	9	0
Memphis State	1	0	0	WAKE FOREST	3	2	0
MIAMI (FLA.)	14	11	0	Washington	14	12	1
Miami (Ohio)	5	2	0	Washington State	4	3	0
Michigan	17	15	0	West Virginia	9	12	0
Michigan State	6	9	0	Western Michigan	0	2	0
Minnesota	2	5	0	Wisconsin	7	6	0
Mississippi	17	12	0	Wyoming	4	6	0
Mississippi State	6	6	0				
Missouri	9	12	0	TOTALS	735	735	42
Navy	4	4	1				
Nebraska	20	19	0				
Nevada	2	3	0				

* Later lost game by forfeit.

BOLD CAPS 2002 Florida State Opponents

ASSOCIATED PRESS FINAL POLLS SINCE 1936

1936

1. Minnesota
2. Louisiana State
3. Pittsburgh
4. Alabama
5. Washington
6. Santa Clara
7. Northwestern
8. Notre Dame
9. Nebraska
10. Pennsylvania
11. Duke
12. Yale
13. Dartmouth
14. Duquesne
15. Fordham
16. Texas Christian
17. Tennessee
18. Arkansas
19. Navy
20. Marquette

1937

1. Pittsburgh
2. California
3. Fordham
4. Alabama
5. Minnesota
6. Villanova
7. Dartmouth
8. Louisiana State
9. Notre Dame
10. Santa Clara
11. Nebraska
12. Yale
13. Ohio State
14. Holy Cross
15. Texas Christian
16. Colorado
17. Rice
18. North Carolina
19. Duke

1938

1. Texas Christian
2. Tennessee
3. Duke
4. Oklahoma
5. Notre Dame
6. Carnegie Tech
7. Southern Cal
8. Pittsburgh
9. Holy Cross
10. Minnesota
11. Texas Tech
12. Cornell
13. Alabama
14. California
15. Fordham
16. Michigan
17. Northwestern
18. Villanova
19. Tulane
20. Dartmouth

1939

1. Texas A&M
2. Tennessee
3. Southern Cal
4. Cornell
5. Tulane
6. Missouri
7. UCLA
8. Duke
9. Iowa
10. Duquesne
11. Boston College
12. Clemson
13. Notre Dame
14. Santa Clara
15. Ohio State
16. Georgia Tech
17. Fordham
18. Nebraska
19. Oklahoma
20. Michigan

1940

1. Minnesota
2. Stanford
3. Michigan
4. Tennessee
5. Boston College
6. Texas A&M
7. Nebraska
8. Northwestern
9. Mississippi State
10. Washington
11. Santa Clara
12. Fordham

13. Georgetown
 14. Pennsylvania
 15. Cornell
 16. So. Methodist
 17. Hardin-Simmons
 18. Duke
 19. Lafayette
- Only 19 teams ranked.

1941

1. Minnesota
2. Duke
3. Notre Dame
4. Texas
5. Michigan
6. Fordham
7. Missouri
8. Duquesne
9. Texas A&M
10. Navy
11. Northwestern
12. Oregon State
13. Ohio State
14. Georgia
15. Pennsylvania
16. Boston College
17. Mississippi
18. Tennessee
19. Washington St.
20. Alabama

1942

1. Ohio State
2. Georgia
3. Wisconsin
4. Tulsa
5. Georgia Tech
6. Notre Dame
7. Tennessee
8. Boston College
9. Michigan
10. Alabama
11. Texas
12. Stanford
13. UCLA
14. William & Mary
15. Santa Clara
16. Auburn
17. Washington St.
18. Mississippi State
19. Minnesota
20. Holy Cross

1943

1. Notre Dame
2. Iowa Pre-Flight
3. Michigan
4. Navy
5. Purdue
6. Great Lakes
7. Duke
8. Del Monte P-F
9. Northwestern
10. March Field
11. Army
12. Washington
13. Georgia Tech
14. Texas
15. Tulsa
16. Dartmouth
17. Bainbridge NTS
18. Colorado Col.
19. Pacific
20. Pennsylvania

1944

1. Army
2. Ohio State
3. Randolph Field
4. Navy
5. Bainbridge NTS
6. Iowa Pre-Flight
7. Southern Cal
8. Michigan
9. Notre Dame
10. March Field
11. Duke
12. Tennessee
13. Georgia Tech
14. Norman P-F
15. Illinois
16. El Toro Marines
17. Great Lakes
18. Fort Pierce
19. St. Mary's P-F
20. Sec. Air Force

1945

1. Army
2. Alabama

3. Navy
4. Indiana
5. Oklahoma State
6. Michigan
7. St. Mary's (Cal.)
8. Pennsylvania
9. Notre Dame
10. Texas
11. Southern Cal
12. Ohio State
13. Duke
14. Tennessee
15. Louisiana State
16. Holy Cross
17. Tulsa
18. Georgia
19. Wake Forest
20. Columbia

1946

1. Notre Dame
2. Army
3. Georgia
4. UCLA
5. Illinois
6. Michigan
7. Tennessee
8. Louisiana State
9. North Carolina
10. Rice
11. Georgia Tech
12. Yale
13. Pennsylvania
14. Oklahoma
15. Texas
16. Arkansas
17. Tulsa
18. N. C. State
19. Delaware
20. Indiana

1947*

1. Notre Dame
2. Michigan
3. So. Methodist
4. Penn State
5. Texas
6. Alabama
7. Pennsylvania
8. Southern Cal
9. North Carolina
10. Georgia Tech
11. Army
12. Kansas
13. Mississippi
14. William & Mary
15. California
16. Oklahoma
17. N. C. State
18. Rice
19. Duke
20. Columbia

1948

1. Michigan
2. Notre Dame
3. North Carolina
4. California
5. Oklahoma
6. Army
7. Northwestern
8. Georgia
9. Oregon
10. So. Methodist
11. Clemson
12. Vanderbilt
13. Tulane
14. Michigan State
15. Mississippi
16. Minnesota
17. William & Mary
18. Penn State
19. Cornell
20. Wake Forest

1949

1. Notre Dame
2. Oklahoma
3. California
4. Army
5. Rice
6. Ohio State
7. Michigan
8. Minnesota
9. Louisiana State
10. Pacific
11. Kentucky
12. Cornell
13. Villanova
14. Maryland
15. Santa Clara
16. North Carolina

17. Tennessee
18. Princeton
19. Michigan State
20. Missouri
- Baylor

1950

1. Oklahoma
2. Army
3. Texas
4. Tennessee
5. California
6. Princeton
7. Kentucky
8. Michigan State
9. Wisconsin
10. Clemson
11. Washington
12. Wyoming
13. Illinois
14. Ohio State
15. Miami (Fla.)
16. Alabama
17. Nebraska
18. Washing. & Lee
19. Tulsa
20. Tulane

1951

1. Tennessee
2. Michigan State
3. Maryland
4. Illinois
5. Georgia Tech
6. Princeton
7. Stanford
8. Wisconsin
9. Baylor
10. Oklahoma
11. Texas Christian
12. California
13. Virginia
14. San Francisco
15. Kentucky
16. Boston University
17. UCLA
18. Washington St.
19. Holy Cross
20. Clemson

1952

1. Michigan State
2. Georgia Tech
3. Notre Dame
4. Oklahoma
5. Southern Cal
6. UCLA
7. Mississippi
8. Tennessee
9. Alabama
10. Texas
11. Wisconsin
12. Tulsa
13. Maryland
14. Syracuse
15. Florida
16. Duke
17. Ohio State
18. Purdue
19. Princeton
20. Kentucky

1953

1. Maryland
2. Notre Dame
3. Michigan State
4. Oklahoma
5. UCLA
6. Rice
7. Illinois
8. Georgia Tech
9. Iowa
10. West Virginia
11. Texas
12. Texas Tech
13. Alabama
14. Army
15. Wisconsin
16. Kentucky
17. Auburn
18. Duke
19. Stanford
20. Michigan

1954

1. Ohio State
2. UCLA
3. Oklahoma
4. Notre Dame
5. Navy
6. Mississippi

7. Army
8. Maryland
9. Wisconsin
10. Arkansas
11. Miami (Fla.)
12. West Virginia
13. Auburn
14. Duke
15. Michigan
16. Virginia Tech
17. Southern Cal
18. Baylor
19. Rice
20. Penn State

1955

1. Oklahoma
2. Michigan State
3. Maryland
4. UCLA
5. Ohio State
6. Texas Christian
7. Georgia Tech
8. Auburn
9. Notre Dame
10. Mississippi
11. Pittsburgh
12. Michigan
13. Southern Cal
14. Miami (Fla.)
15. Miami (Ohio)
16. Stanford
17. Texas A&M
18. Navy
19. West Virginia
20. Army

1956

1. Oklahoma
2. Tennessee
3. Iowa
4. Georgia Tech
5. Texas A&M
6. Miami (Fla.)
7. Michigan
8. Syracuse
9. Michigan State
10. Oregon State
11. Baylor
12. Minnesota
13. Pittsburgh
14. Texas Christian
15. Ohio State
16. Navy
17. Geo. Washing
18. Southern Cal
19. Clemson
20. Colorado

1957

1. Auburn
2. Ohio State
3. Michigan State
4. Oklahoma
5. Navy
6. Iowa
7. Mississippi
8. Rice
9. Texas A&M
10. Notre Dame
11. Texas
12. Arizona State
13. Tennessee
14. Mississippi State
15. N. C. State
16. Duke
17. Florida
18. Army
19. Wisconsin
20. Virginia Military

1958

1. Louisiana State
2. Iowa
3. Army
4. Auburn
5. Oklahoma
6. Air Force
7. Wisconsin
8. Ohio State
9. Syracuse
10. Texas Christian
11. Mississippi
12. Clemson
13. Purdue
14. Florida
15. South Carolina
16. California
17. Notre Dame
18. So. Methodist
19. Oklahoma State
20. Rutgers

1959

1. Syracuse
2. Mississippi
3. Louisiana State
4. Texas
5. Georgia
6. Wisconsin
7. Texas Christian
8. Washington
9. Arkansas
10. Alabama
11. Clemson
12. Penn State
13. Illinois
14. Southern Cal
15. Oklahoma
16. Wyoming
17. Notre Dame
18. Missouri
19. Florida
20. Pittsburgh

1960

1. Minnesota
2. Mississippi
3. Iowa
4. Navy
5. Missouri
6. Washington
7. Arkansas
8. Ohio State
9. Alabama
10. Duke
11. Kansas
12. Baylor
13. Auburn
14. Yale
15. Michigan State
16. Penn State
17. New Mexico St.
18. Florida
19. Syracuse
20. Purdue

1961

1. Alabama
2. Ohio State
3. Texas
4. Louisiana State
5. Mississippi
6. Minnesota
7. Colorado
8. Michigan State
9. Arkansas
10. Utah State
11. Missouri
12. Purdue
13. Georgia Tech
14. Syracuse
15. Rutgers
16. UCLA
17. Rice
18. Penn State
19. Arizona
20. Duke

1962**

1. Southern Cal
2. Wisconsin
3. Mississippi
4. Texas
5. Alabama
6. Arkansas
7. Louisiana State
8. Oklahoma
9. Penn State
10. Minnesota

1963**

1. Texas
2. Navy
3. Illinois
4. Pittsburgh
5. Auburn
6. Nebraska
7. Mississippi
8. Alabama
9. Oklahoma
10. Michigan State

1964**

1. Alabama
2. Arkansas
3. Notre Dame
4. Michigan
5. Texas
6. Nebraska
7. Louisiana State
8. Oregon State
9. Ohio State
10. Southern Cal

1965**

- Alabama
- Michigan State
- Arkansas
- UCLA
- Nebraska
- Missouri
- Tennessee
- Louisiana State
- Notre Dame
- Southern Cal

1966**

- Notre Dame
- Michigan State
- Alabama
- Georgia
- UCLA
- Nebraska
- Purdue
- Georgia Tech
- Miami (Fla.)
- So. Methodist

1967**

- Southern Cal
- Tennessee
- Oklahoma
- Indiana
- Notre Dame
- Wyoming
- Oregon State
- Alabama
- Purdue
- Penn State

1968

- Ohio State
- Penn State
- Texas
- Southern Cal
- Notre Dame
- Arkansas
- Kansas
- Georgia
- Missouri
- Purdue
- Oklahoma
- Michigan
- Tennessee
- So. Methodist
- Oregon State
- Auburn
- Alabama
- Houston
- Louisiana State
- Ohio

1969

- Texas
- Penn State
- Southern Cal
- Ohio State
- Notre Dame
- Missouri
- Arkansas
- Mississippi
- Michigan
- Louisiana State
- Nebraska
- Houston
- UCLA
- Florida
- Tennessee
- Colorado
- West Virginia
- Purdue
- Stanford
- Auburn

1970

- Nebraska
- Notre Dame
- Texas
- Tennessee
- Ohio State
- Arizona State
- Louisiana State
- Stanford
- Michigan
- Auburn
- Arkansas
- Toledo
- Georgia Tech
- Dartmouth
- Southern Cal
- Air Force
- Tulane
- Penn State
- Houston
- Oklahoma
- Mississippi

1971

- Nebraska
- Oklahoma
- Colorado
- Alabama
- Penn State
- Michigan
- Georgia
- Arizona State
- Tennessee
- Stanford
- Louisiana State
- Auburn
- Notre Dame

- Toledo
- Mississippi
- Arkansas
- Houston
- Texas
- Washington
- Southern Cal

1972

- Southern Cal
- Oklahoma
- Texas
- Nebraska
- Auburn
- Michigan
- Alabama
- Tennessee
- Ohio State
- Penn State
- Louisiana State
- North Carolina
- Arizona State
- Notre Dame
- UCLA
- Colorado
- N. C. State
- Louisville
- Washington St.
- Georgia Tech

1973

- Notre Dame
- Ohio State
- Oklahoma
- Alabama
- Penn State
- Michigan
- Nebraska
- Southern Cal
- Arizona State
- Houston
- Texas Tech
- UCLA
- Louisiana State
- Texas
- Miami (Ohio)
- N. C. State
- Missouri
- Kansas
- Tennessee
- Maryland
- Tulane

1974

- Oklahoma
- Southern Cal
- Michigan
- Ohio State
- Alabama
- Notre Dame
- Penn State
- Auburn
- Nebraska
- Miami (Ohio)
- N. C. State
- Michigan State
- Arkansas
- Baylor
- Florida
- Texas A&M
- Mississippi State
- Texas
- Houston
- Tennessee

1975

- Oklahoma
- Arizona State
- Alabama
- Brigham Young
- UCLA
- Texas
- Arkansas
- Michigan
- Nebraska
- Penn State
- Texas A&M
- Miami (Ohio)
- Maryland
- California
- Pittsburgh
- Colorado
- Southern Cal
- Arizona
- Georgia
- West Virginia

1976

- Pittsburgh
- Southern Cal
- Michigan
- Houston
- Oklahoma
- Ohio State
- Texas A&M
- Maryland
- Nebraska
- Georgia
- Notre Dame
- Texas Tech
- Oklahoma State
- UCLA
- Colorado
- Utah
- Kentucky
- Iowa State
- Mississippi State

1977

- Notre Dame
- Alabama
- Arkansas
- Texas
- Penn State
- Kentucky
- Oklahoma
- Pittsburgh
- Michigan
- Washington
- Ohio State
- Nebraska
- Southern Cal

14. FLORIDA STATE

- Stanford
- San Diego State
- North Carolina
- Arizona State
- Clayton
- Brigham Young

1978

- Alabama
- Southern Cal
- Oklahoma
- Penn State
- Michigan
- Oklahoma
- Notre Dame
- Nebraska
- Texas
- Houston
- Arkansas
- Michigan State
- Purdue
- UCLA
- Missouri
- Georgia
- Stanford
- N. C. State
- Texas A&M
- Maryland

1979

- Alabama
- Southern Cal
- Oklahoma
- Ohio State
- Houston
- FLORIDA STATE
- Pittsburgh
- Arkansas
- Nebraska
- Purdue
- Washington
- Texas
- Brigham Young
- Baylor
- North Carolina
- Auburn
- Temple
- Michigan
- Indiana
- Penn State

1980

- Georgia
- Pittsburgh
- Oklahoma
- Michigan
- FLORIDA STATE
- Alabama
- Nebraska
- Penn State
- Notre Dame
- North Carolina
- Southern Cal
- Brigham Young
- UCLA
- Texas
- Ohio State
- Washington
- Purdue
- Miami (Fla.)
- Mississippi State
- So. Methodist

1981

- Clemson
- Texas
- Penn State
- Pittsburgh
- So. Methodist
- Georgia
- Alabama
- Miami (Fla.)
- North Carolina
- Washington
- Nebraska
- Michigan
- Brigham Young
- Southern Cal
- Ohio State
- Arizona State
- West Virginia
- Iowa
- Missouri
- Oklahoma

1982

- Penn State
- So. Methodist
- Nebraska
- Georgia
- UCLA

- Arizona State
- Washington
- Clemson
- Arkansas
- Pittsburgh
- Louisiana State
- Ohio State

13. FLORIDA STATE

- Auburn
- Southern Cal
- Oklahoma
- Texas
- North Carolina
- West Virginia
- Maryland

1983

- Miami (Fla.)
- Nebraska
- Auburn
- Georgia
- Texas
- Florida
- Brigham Young
- Michigan
- Ohio State
- Illinois
- Clemson
- So. Methodist
- Air Force
- Iowa
- Alabama
- West Virginia
- UCLA
- Pittsburgh
- Boston College
- East Carolina

1984

- Brigham Young
- Washington
- Florida
- Nebraska
- Boston College
- Oklahoma
- Oklahoma State
- So. Methodist
- UCLA
- Southern Cal
- South Carolina
- Maryland
- Ohio State
- Auburn
- Louisiana State
- Iowa
- FLORIDA STATE
- Miami (Fla.)
- Kentucky
- Virginia

1985

- Oklahoma
- Michigan
- Penn State
- Tennessee
- Florida
- Texas A&M
- UCLA
- Air Force
- Miami (Fla.)
- Iowa
- Nebraska
- Arkansas
- Alabama
- Ohio State
- FLORIDA STATE
- Brigham Young
- Baylor
- Maryland
- Georgia Tech
- Louisiana State

1986

- Penn State
- Miami (Fla.)
- Oklahoma
- Arizona State
- Nebraska
- Auburn
- Ohio State
- Michigan
- Alabama
- Louisiana State
- Arizona
- Baylor
- Texas A&M
- UCLA
- Arkansas
- Iowa
- Clemson
- Washington
- Boston College
- Virginia Tech

1987

- Miami (Fla.)
- FLORIDA STATE
- Oklahoma
- Syracuse
- Louisiana State
- Nebraska
- Michigan State
- UCLA
- Texas A&M
- Oklahoma State
- Clemson
- Georgia

- Tennessee
- South Carolina
- Iowa
- Florida
- Southern Cal
- Michigan
- Arizona State

1988

- Notre Dame
- Miami (Fla.)
- FLORIDA STATE
- Michigan
- West Virginia
- UCLA
- Southern Cal
- Auburn
- Clemson
- Nebraska
- Oklahoma State
- Arkansas
- Syracuse
- Oklahoma
- Georgia
- Washington St.
- Alabama
- Houston
- Louisiana State
- Indiana

1989

- Miami (Fla.)
- Notre Dame
- FLORIDA STATE
- Colorado
- Tennessee
- Auburn
- Michigan
- Southern Cal
- Alabama
- Illinois
- Nebraska
- Clemson
- Arkansas
- Houston
- Penn State
- Michigan State
- Pittsburgh
- Virginia
- Texas Tech
- Texas A&M
- West Virginia
- Brigham Young
- Ohio State
- Arizona

1990

- Colorado
- Georgia Tech
- Miami (Fla.)
- FLORIDA STATE
- Washington
- Notre Dame
- Michigan
- Tennessee
- Clemson
- Houston
- Penn State
- Texas
- Florida
- Louisville
- Texas A&M
- Michigan State
- Oklahoma
- Iowa
- Auburn
- Southern Cal
- Mississippi
- Brigham Young
- Virginia
- Nebraska
- Illinois

1991

- Miami (Fla.)
- Washington
- Penn State
- FLORIDA STATE
- Alabama
- Michigan
- Florida
- California
- East Carolina
- Iowa
- Syracuse
- Texas A&M
- Notre Dame
- Tennessee
- Nebraska
- Oklahoma
- Georgia
- Clemson
- UCLA
- Colorado
- Mississippi State
- Stanford
- Brigham Young
- N. C. State
- Air Force

1992

- Alabama
- FLORIDA STATE
- Miami (Fla.)
- Notre Dame
- Michigan
- Syracuse

- Texas A&M
- Georgia
- Stanford
- Florida
- Washington
- Tennessee
- Colorado
- Nebraska
- Washington St.
- Mississippi
- N. C. State
- Ohio State
- North Carolina
- Hawaii
- Boston College
- Kansas
- Mississippi State
- Fresno State
- Wake Forest

1993

- FLORIDA STATE
- Notre Dame
- Nebraska
- Auburn
- Florida
- Wisconsin
- West Virginia
- Penn State
- Texas A&M
- Arizona
- Ohio State
- Tennessee
- Boston College
- Alabama
- Miami (Fla.)
- Colorado
- Oklahoma
- UCLA
- North Carolina
- Kansas State
- Michigan
- Virginia Tech
- Clemson
- Louisville
- Alabama

1994

- Nebraska
- Penn State
- Colorado
- FLORIDA STATE
- Alabama
- Miami (Fla.)
- Florida
- Texas A&M
- Auburn
- Utah
- Oregon
- Michigan
- Southern Cal
- Ohio State
- Virginia
- Colorado State
- N. C. State
- Brigham Young
- Kansas State
- Arizona
- Washington St.
- Tennessee
- Boston College
- Mississippi St.
- Texas

1995

- Nebraska
- Florida
- Tennessee
- FLORIDA STATE
- Colorado
- Ohio State
- Kansas State
- Northwestern
- Kansas
- Virginia Tech
- Notre Dame
- Southern Cal
- Penn State
- Texas
- Texas A&M
- Virginia
- Michigan
- Oregon
- Syracuse
- Miami
- Southern Cal
- Penn State
- Texas
- Texas A&M
- Nebraska
- Kansas State
- Illinois

1996

- Florida
- Ohio State
- FLORIDA STATE
- Arizona State
- Brigham Young
- Nebraska
- Colorado
- Tennessee
- North Carolina
- Alabama
- Louisiana State
- Virginia Tech
- Miami (Fla.)
- Northwestern
- Washington

1996

- Florida
- Ohio State
- FLORIDA STATE
- Arizona State
- Brigham Young
- Nebraska
- Colorado
- Tennessee
- North Carolina
- Alabama
- Louisiana State
- Virginia Tech
- Miami (Fla.)
- Northwestern
- Washington

UPI COACHES FINAL POLLS SINCE 1950

17. Kansas State
18. Iowa
19. Notre Dame
20. Michigan
21. Syracuse
22. Wyoming
23. Texas
24. Auburn
25. Army

1997

1. Michigan
2. Nebraska
3. **FLORIDA STATE**
4. Florida
5. UCLA
6. North Carolina
7. Tennessee
8. Kansas State
9. Washington State
10. Georgia
11. Auburn
12. Ohio State
13. LSU
14. Arizona State
15. Purdue
16. Penn State
17. Colorado State
18. Washington
19. Southern Miss
20. Texas A&M
21. Syracuse
22. Mississippi
23. Missouri
24. Oklahoma State
25. Georgia Tech

1998

1. Tennessee
2. Ohio State
3. **FLORIDA STATE**
4. Arizona
5. Florida
6. Wisconsin
7. Tulane
8. UCLA
9. Georgia Tech
10. Kansas State
11. Texas A&M
12. Michigan
13. Air Force
14. Georgia
15. Texas
16. Arkansas
17. Penn State
18. Virginia
19. Nebraska
20. Miami (Fla.)
21. Missouri
22. Notre Dame
23. Virginia Tech
24. Purdue
25. Syracuse

1999

1. **FLORIDA STATE**
2. Virginia Tech
3. Nebraska
4. Wisconsin
5. Michigan
6. Kansas State
7. Michigan State
8. Alabama
9. Tennessee
10. Marshall
11. Penn State
12. Florida

13. Mississippi State
14. Southern Miss
15. Miami (Fla.)
16. Georgia
17. Arkansas
18. Minnesota
19. Oregon
20. Georgia Tech
21. Texas
22. Mississippi
23. Texas A&M
24. Illinois
25. Purdue

2000

1. Oklahoma
2. Miami (Fla.)
3. Washington
4. Oregon State
5. **FLORIDA STATE**
6. Virginia Tech
7. Oregon
8. Nebraska
9. Kansas State
10. Florida
11. Michigan
12. Texas
13. Purdue
14. Colorado State
15. Notre Dame
16. Clemson
17. Georgia Tech
18. Auburn
19. South Carolina
20. Georgia
21. Texas Christian
22. Louisiana State
23. Wisconsin
24. Mississippi State
25. Iowa State

2001

1. Miami (Fla.)
2. Oregon
3. Florida
4. Tennessee
5. Texas
6. Oklahoma
7. LSU
8. Nebraska
9. Colorado
10. Washington State
11. Maryland
12. Illinois
13. South Carolina
14. Syracuse
15. **FLORIDA STATE**
16. Stanford
17. Louisville
18. Virginia Tech
19. Washington
20. Michigan
21. Boston College
22. Georgia
23. Toledo
24. Georgia Tech
25. BYU

*On January 6, 1948, in a special postseason poll after the Rose Bowl, the Associated Press voted Michigan No. 1 and Notre Dame No. 2. However, the postseason poll did not supersede the final regular-season poll of December 6, 1947.

**Only 10 ranked.



1950

1. Oklahoma
2. Texas
3. Tennessee
4. California
5. Army
6. Michigan
7. Kentucky
8. Princeton
9. Michigan State
10. Ohio State
11. Illinois
12. Clemson
13. Miami (Fla.)
14. Wyoming
15. Washington
16. Baylor
17. Alabama
18. Wash. & Lee
19. Navy
20. Nebraska
21. Wisconsin
22. Cornell

1951

1. Tennessee
2. Michigan State
3. Illinois
4. Maryland
5. Georgia Tech
6. Princeton
7. Stanford
8. Wisconsin
9. Baylor
10. Texas Christian
11. Oklahoma
12. California
13. Notre Dame
14. San Francisco
15. Purdue
16. Washington St.
17. Holy Cross
18. UCLA
19. Kentucky
20. Kansas

1952

1. Michigan State
2. Georgia Tech
3. Notre Dame
4. Oklahoma
5. Southern Cal
6. UCLA
7. Mississippi
8. Tennessee
9. Alabama
10. Wisconsin
11. Texas
12. Purdue
13. Maryland
14. Princeton
15. Ohio State
16. Pittsburgh
17. Navy
18. Duke
19. Houston
20. Kentucky

1953

1. Maryland
2. Notre Dame
3. Michigan State
4. UCLA
5. Oklahoma
6. Rice
7. Illinois
8. Texas
9. Georgia Tech
10. Iowa
11. Alabama
12. Texas Tech
13. West Virginia
14. Wisconsin
15. Kentucky
16. Army
17. Stanford
18. Duke
19. Michigan
20. Ohio State

1954

1. UCLA

1955

1. Oklahoma
2. Michigan State
3. Maryland
4. UCLA
5. Ohio State
6. Texas Christian
7. Georgia Tech
8. Auburn
9. Mississippi
10. Notre Dame
11. Pittsburgh
12. Southern Cal
13. Michigan
14. Texas A&M
15. Army
16. Duke
17. West Virginia
18. Miami (Fla.)
19. Iowa
20. Navy
21. Stanford
22. Miami (Ohio)

1956

1. Oklahoma
2. Tennessee
3. Iowa
4. Georgia Tech
5. Texas A&M
6. Miami (Fla.)
7. Michigan
8. Syracuse
9. Minnesota
10. Michigan State
11. Baylor
12. Pittsburgh
13. Oregon State
14. Texas Christian
15. Southern Cal
16. Wyoming
17. Yale
18. Colorado
19. Navy
20. Duke

1957

1. Ohio State
2. Auburn
3. Michigan State
4. Oklahoma
5. Iowa
6. Navy
7. Rice
8. Mississippi
9. Notre Dame
10. Texas A&M
11. Texas
12. Arizona State
13. Army
14. Duke
15. Wisconsin
16. Tennessee
17. Oregon
18. Clemson
19. UCLA
20. N. C. State

1958

1. Louisiana State
2. Iowa
3. Army
4. Auburn
5. Oklahoma
6. Wisconsin
7. Michigan
8. Texas Christian
9. Southern Cal
10. Illinois
11. Missouri
12. Nebraska
13. Arkansas
14. Michigan State
15. Utah State
16. Purdue
17. Missouri
18. Louisiana State
19. New Mexico St.
20. Tennessee

1959

1. Syracuse
2. Navy
3. Louisiana State
4. Texas
5. Georgia
6. Wisconsin
7. Washington
8. Arkansas
9. Alabama
10. Michigan State
11. Mississippi
12. Nebraska
13. Auburn
14. Penn State
15. Oklahoma
16. Northwestern
17. Michigan State
18. Wyoming
19. Auburn
20. Missouri

1960

1. Minnesota
2. Iowa
3. Mississippi
4. Missouri
5. Wisconsin
6. Navy
7. Arkansas
8. Ohio State
9. Kansas
10. Alabama
11. Duke
12. Baylor
13. Illinois
14. Michigan State
15. Auburn
16. Florida
17. Purdue
18. Texas
19. Yale
20. New Mexico St.
21. Tennessee

1961

1. Alabama
2. Ohio State
3. Louisiana State
4. Texas
5. Navy
6. Mississippi
7. Colorado
8. Arkansas
9. Michigan State
10. Utah State
11. Purdue
12. Missouri
13. Louisiana State
14. Duke
15. Michigan
16. Yale
17. Colorado
18. Navy
19. Duke
20. Duke

1962

1. Southern Cal
2. Wisconsin
3. Mississippi
4. Texas
5. Alabama
6. Arkansas
7. Oklahoma
8. Louisiana
9. Penn State
10. Minnesota
11. Georgia Tech

5. Oklahoma
6. Wisconsin
7. Ohio State
8. Air Force
9. Texas Christian
10. Syracuse
11. Purdue
12. Mississippi
13. Clemson
14. Notre Dame
15. Florida
16. California
17. Northwestern
18. So. Methodist

1959

1. Syracuse
2. Navy
3. Louisiana State
4. Texas
5. Georgia
6. Wisconsin
7. Washington
8. Arkansas
9. Alabama
10. Michigan State
11. Mississippi
12. Nebraska
13. Auburn
14. Penn State
15. Oklahoma
16. Northwestern
17. Michigan State
18. Wyoming
19. Auburn
20. Missouri

1960

1. Minnesota
2. Iowa
3. Mississippi
4. Missouri
5. Wisconsin
6. Navy
7. Arkansas
8. Ohio State
9. Kansas
10. Alabama
11. Duke
12. Baylor
13. Illinois
14. Michigan State
15. Auburn
16. Florida
17. Purdue
18. Yale
19. New Mexico St.
20. Tennessee

1961

1. Alabama
2. Ohio State
3. Louisiana State
4. Texas
5. Mississippi
6. Minnesota
7. Colorado
8. Arkansas
9. Michigan State
10. Utah State
11. Purdue
12. Missouri
13. Louisiana State
14. Duke
15. Michigan
16. Yale
17. Colorado
18. Navy
19. Duke
20. Duke

1962

1. Southern Cal
2. Wisconsin
3. Mississippi
4. Texas
5. Alabama
6. Arkansas
7. Oklahoma
8. Louisiana
9. Penn State
10. Minnesota
11. Georgia Tech

10. Missouri
11. Ohio State
12. Duke
13. Washington
14. Northwestern
15. Oregon State
16. Arizona
17. Illinois
18. Miami (Fla.)

1963

1. Texas
2. Navy
3. Pittsburgh
4. Illinois
5. Nebraska
6. Auburn
7. Mississippi
8. Oklahoma
9. Alabama
10. Michigan State
11. Mississippi
12. Syracuse
13. Arizona State
14. Memphis State
15. Washington
16. Penn State
17. Southern Cal
18. Missouri
19. North Carolina
20. Baylor

1964

1. Alabama
2. Arkansas
3. Notre Dame
4. Michigan
5. Texas
6. Nebraska
7. Louisiana State
8. Oregon State
9. Ohio State
10. Southern Cal
11. **FLORIDA STATE**
12. Syracuse
13. Princeton
14. Penn State
15. Utah
16. Illinois
17. New Mexico
18. Tulsa
19. Missouri
20. Mississippi
21. Michigan State

1965

1. Michigan State
2. Arkansas
3. Nebraska
4. Alabama
5. UCLA
6. Missouri
7. Tennessee
8. Notre Dame
9. Southern Cal
10. Texas Tech
11. Ohio State
12. Florida
13. Purdue
14. Louisiana State
15. Georgia
16. Tulsa
17. Mississippi
18. Kentucky
19. Syracuse
20. Colorado

1966

1. Notre Dame
2. Michigan State
3. Alabama
4. Georgia
5. UCLA
6. Purdue
7. Nebraska
8. Georgia Tech
9. So. Methodist
10. Miami (Fla.)
11. Florida
12. Mississippi
13. Arkansas
14. Tennessee
15. Wyoming

- Syracuse
- Houston
- Southern Cal
- Oregon State
- Virginia Tech

1967

- Southern Cal
- Tennessee
- Oklahoma
- Notre Dame
- Wyoming
- Indiana
- Alabama
- Oregon State
- Purdue
- UCLA
- Penn State
- Syracuse
- Colorado
- Minnesota
- FLORIDA STATE**
- Miami (Fla.)
- N. C. State
- Georgia
- Houston
- Arizona State

1968

- Ohio State
- Southern Cal
- Penn State
- Georgia
- Texas
- Kansas
- Tennessee
- Notre Dame
- Arkansas
- Oklahoma
- Purdue
- Alabama
- Oregon State
- FLORIDA STATE**
- Michigan
- So. Methodist
- Missouri
- Ohio
- Minnesota
- Houston
- Stanford

1969

- Texas
- Penn State
- Arkansas
- Southern Cal
- Ohio State
- Missouri
- Louisiana State
- Michigan
- Notre Dame
- UCLA
- Tennessee
- Nebraska
- Mississippi

- Stanford
- Auburn
- Houston
- Florida
- Purdue
- San Diego State
- West Virginia

1970

- Texas
- Ohio State
- Nebraska
- Tennessee
- Notre Dame
- Louisiana State
- Michigan
- Arizona State
- Auburn
- Stanford
- Air Force
- Arkansas
- Houston
- Bethlehem
- Oklahoma
- Colorado
- Georgia Tech
- Toledo
- Penn State
- Southern Cal

1971

- Nebraska
- Alabama
- Oklahoma
- Michigan
- Auburn
- Arizona State
- Colorado
- Georgia
- Tennessee
- Louisiana State
- Penn State
- Texas
- Toledo
- Houston
- Notre Dame
- Stanford
- Iowa State
- North Carolina
- FLORIDA STATE**
- Arkansas
- Mississippi

1972

- Southern Cal
- Oklahoma
- Ohio State
- Alabama
- Texas
- Michigan
- Auburn
- Penn State
- Nebraska
- Louisiana State
- Tennessee

- Notre Dame
- Arizona State
- Colorado
- North Carolina
- Louisville
- UCLA
- Washington St.
- Utah State
- San Diego State

1973

- Alabama
- Oklahoma
- Ohio State
- Notre Dame
- Penn State
- Michigan
- Southern Cal
- Texas
- UCLA
- Arizona State
- Nebraska
- Texas Tech
- Houston
- Louisiana State
- Kansas
- Tulane
- Miami (Ohio)
- Maryland
- San Diego State
- Florida

1974*

- Southern Cal
- Alabama
- Ohio State
- Notre Dame
- Michigan
- Auburn
- Penn State
- Nebraska
- N. C. State
- Miami (Ohio)
- Houston
- Florida
- Maryland
- Baylor
- Texas A&M
- Tennessee
- Mississippi State
- Michigan State
- Tulsa

1975

- Oklahoma
- Arizona State
- Alabama
- Ohio State
- UCLA
- Arkansas
- Texas
- Michigan
- Nebraska
- Penn State
- Maryland

- Texas A&M
- Arizona
- Pittsburgh
- Cal/Fornia
- Miami (Ohio)
- Notre Dame
- West Virginia
- Georgia
- Southern Cal

1976

- Pittsburgh
- Southern Cal
- Michigan
- Houston
- Ohio State
- Oklahoma
- Nebraska
- Texas A&M
- Alabama
- Georgia
- Maryland
- Notre Dame
- Texas Tech
- Oklahoma State
- UCLA
- Colorado
- Rutgers
- Iowa State
- Baylor
- Kentucky

1977

- Notre Dame
- Alabama
- Arkansas
- Penn State
- Texas
- Oklahoma
- Pittsburgh
- Michigan
- Washington
- Nebraska
- FLORIDA STATE**
- Ohio State
- Southern Cal
- North Carolina
- Stanford
- North Texas St.
- Brigham Young
- Arizona State
- San Diego State
- N. C. State

1978

- Southern Cal
- Alabama
- Oklahoma
- Oklahoma
- Penn State
- Michigan
- Notre Dame
- Clemson
- Nebraska
- Arkansas
- Houston
- UCLA
- Purdue
- Missouri
- Georgia
- Stanford
- Navy
- Texas A&M
- Arizona State
- N. C. State

1979

- Alabama
- Southern Cal
- Oklahoma
- Ohio State
- Houston
- Pittsburgh
- Nebraska
- FLORIDA STATE**
- Arkansas
- Purdue
- Washington
- Brigham Young
- Texas
- North Carolina
- Baylor
- Indiana
- Temple
- Penn State
- Michigan
- Missouri

1980

- Georgia
- Pittsburgh
- Oklahoma
- Michigan
- FLORIDA STATE**
- Alabama
- Nebraska
- Penn State
- North Carolina
- Notre Dame
- Brigham Young
- Southern Cal
- Baylor
- UCLA
- Ohio State
- Purdue
- Washington
- Miami (Fla.)

- Florida
- So. Methodist

1981

- Clemson
- Pittsburgh
- Penn State
- Texas
- Georgia
- Alabama
- Washington
- North Carolina
- Nebraska
- Michigan
- Brigham Young
- Ohio State
- Southern Cal
- Oklahoma
- Iowa
- Arkansas
- Mississippi State
- West Virginia
- So. Mississippi
- Missouri

1982

- Penn State
- So. Methodist
- Nebraska
- Georgia
- UCLA
- Arizona State
- Washington
- Arkansas
- Pittsburgh
- FLORIDA STATE**
- Louisiana State
- Ohio State
- North Carolina
- Auburn
- Michigan
- Oklahoma
- Alabama
- Texas
- West Virginia
- Maryland

1983

- Miami (Fla.)
- Nebraska
- Auburn
- Georgia
- Texas
- Florida
- Brigham Young
- Ohio State
- Michigan
- Oklahoma
- So. Methodist
- Alabama
- UCLA
- Iowa
- Air Force
- West Virginia
- Penn State
- Oklahoma State
- Pittsburgh
- Boston College

1984

- Brigham Young
- Washington
- Nebraska
- Boston College
- Oklahoma State
- Oklahoma
- Florida
- So. Methodist
- Southern Cal
- UCLA
- Maryland
- Ohio State
- South Carolina
- Auburn
- Iowa
- Louisiana State
- Virginia
- West Virginia
- Kentucky
- FLORIDA STATE**

1985

- Oklahoma
- Michigan
- Penn State
- Tennessee
- Air Force
- UCLA
- Texas A&M
- Miami (Fla.)
- Iowa
- Nebraska
- Ohio State
- Arkansas
- FLORIDA STATE**
- Alabama
- Baylor
- Fresno State
- Brigham Young
- Georgia Tech
- Maryland
- Louisiana State

1986

- Penn State
- Miami (Fla.)
- Oklahoma

- Nebraska
- Arizona State
- Ohio State
- Michigan
- Auburn
- Alabama
- Arizona
- Louisiana State
- Texas A&M
- Baylor
- UCLA
- Iowa
- Arkansas
- Washington
- Boston College
- Clemson
- FLORIDA STATE**

1987

- Miami (Fla.)
- FLORIDA STATE**
- Oklahoma
- Syracuse
- Louisiana State
- Nebraska
- Auburn
- Michigan State
- Texas A&M
- Clemson
- UCLA
- Oklahoma State
- Tennessee
- Georgia
- South Carolina
- Iowa
- Southern Cal
- Michigan
- Texas
- Indiana

1988

- Notre Dame
- Miami (Fla.)
- FLORIDA STATE**
- Michigan
- West Virginia
- UCLA
- Auburn
- Clemson
- Southern Cal
- Nebraska
- Oklahoma State
- Syracuse
- Arkansas
- Oklahoma
- Georgia
- Washington St.
- N. C. State
- Alabama
- Indiana
- Wyoming


1989

- Miami (Fla.)
- FLORIDA STATE**
- Notre Dame
- Colorado
- Tennessee
- Auburn
- Alabama
- Michigan
- Southern Cal
- Illinois
- Clemson
- Nebraska
- Arkansas
- Penn State
- Virginia
- Texas Tech
- Michigan State
- Brigham Young
- Pittsburgh
- Washington

1990

- Georgia Tech
- Colorado
- Miami (Fla.)
- FLORIDA STATE**
- Washington
- Notre Dame
- Tennessee
- Michigan
- Clemson
- Penn State
- Texas
- Louisville
- Texas A&M
- Michigan State
- Virginia
- Iowa
- Brigham Young
- Nebraska
- Auburn
- San Jose State
- Syracuse
- Southern Cal
- Mississippi
- Illinois
- Virginia Tech

*Beginning in 1974, by agreement with the American Football Coaches Association, teams on probation by the NCAA were ineligible for ranking and national championship consideration by the UR Board of Coaches.



FSU played the Cardinals in 2000 and will play at Louisville this season.

ESPN/USA TODAY FINAL POLLS SINCE 1991

1991

1. Washington
2. Miami (Fla.)
3. Penn State
4. **FLORIDA STATE**
5. Alabama
6. Michigan
7. California
8. Florida
9. East Carolina
10. Iowa
11. Syracuse
12. Notre Dame
13. Texas A&M
14. Oklahoma
15. Tennessee
16. Nebraska
17. Clemson
18. UCLA
19. Georgia
20. Colorado
21. Tulsa
22. Stanford
23. Brigham Young
24. Air Force
25. N. C. State

1992

1. Alabama
2. **FLORIDA STATE**
3. Miami (Fla.)
4. Notre Dame
5. Michigan
6. Texas A&M
7. Syracuse
8. Georgia
9. Stanford
10. Washington
11. Florida
12. Tennessee
13. Colorado
14. Nebraska
15. N. C. State
16. Mississippi
17. Washington St.
18. Ohio State
19. Hawaii
20. North Carolina
21. Boston College
22. Fresno State
23. Kansas
24. Mississippi State
25. Penn State

1993

1. **FLORIDA STATE**
2. Notre Dame
3. Nebraska
4. Florida
5. Wisconsin
6. West Virginia
7. Penn State
8. Texas A&M
9. Arizona
10. Ohio State
11. Tennessee
12. Boston College
13. Alabama
14. Oklahoma
15. Miami (Fla.)
16. Colorado
17. UCLA
18. Kansas State
19. Michigan
20. Virginia Tech
21. North Carolina
22. Clemson
23. Louisville
24. California
25. Southern Cal

1994

1. Nebraska
2. Penn State
3. Colorado
4. Alabama
5. **FLORIDA STATE**
6. Miami (Fla.)
7. Florida
8. Utah
9. Ohio State
10. Brigham Young
11. Oregon
12. Michigan
13. Virginia
14. Colorado State
15. Southern Cal
16. Kansas State
17. N. C. State
18. Tennessee
19. Washington State

20. Arizona
21. North Carolina
22. Boston College
23. Texas
24. Virginia Tech
25. Mississippi State

1995

1. Nebraska
2. Tennessee
3. Florida
4. Colorado
5. **FLORIDA STATE**
6. Kansas State
7. Northwestern
8. Ohio State
9. Virginia Tech
10. Kansas
11. Southern Cal
12. Penn State
13. Notre Dame
14. Texas
15. Texas A&M
16. Syracuse
17. Virginia
18. Oregon
19. Michigan
20. Texas Tech
21. Auburn
22. Iowa
23. East Carolina
24. Toledo
25. Louisiana State

1996

1. Florida
2. Ohio State
3. **FLORIDA STATE**
4. Arizona State
5. Brigham Young
6. Nebraska
7. Penn State
8. Colorado
9. Tennessee
10. North Carolina
11. Alabama
12. Virginia Tech
13. Louisiana State
14. Miami (Fla.)
15. Washington
16. Northwestern
17. Kansas State
18. Iowa
19. Syracuse
20. Michigan
21. Notre Dame
22. Wyoming
23. Texas
24. Army
25. Auburn

1997

1. Nebraska
2. Michigan
3. **FLORIDA STATE**
4. North Carolina
5. UCLA
6. Florida
7. Kansas State
8. Tennessee
9. Washington State
10. Georgia
11. Auburn
12. Ohio State
13. LSU
14. Arizona State
15. Purdue
16. Colorado State
17. Penn State
18. Washington
19. Southern Mississippi
20. Syracuse
21. Texas A&M
22. Ole Miss
23. Missouri
24. Oklahoma State
25. Air Force

1998

1. Tennessee
2. Ohio State
3. **FLORIDA STATE**
4. Arizona
5. Wisconsin
6. Florida
7. Tulane
8. UCLA
9. Kansas State
10. Air Force
11. Georgia Tech
12. Michigan

13. Texas A&M
14. Georgia
15. Penn State
16. Texas
17. Arkansas
18. Virginia
19. Virginia Tech
20. Nebraska
21. Miami
22. Notre Dame
23. Purdue
24. Syracuse
25. Missouri

1999

1. **FLORIDA STATE**
2. Nebraska
3. Virginia Tech
4. Wisconsin
5. Michigan
6. Kansas State
7. Michigan State
8. Alabama
9. Tennessee

10. Marshall
11. Penn State
12. Mississippi State
13. Southern Miss
14. Florida
15. Miami (Fla.)
16. Georgia
17. Minnesota
18. Oregon
19. Arkansas
20. Texas A&M
21. Georgia Tech
22. Mississippi
23. Texas
24. Stanford
25. Illinois

2000


1. Oklahoma
2. Miami (Fla.)
3. Washington
4. **FLORIDA STATE**
5. Oregon State
6. Virginia Tech

7. Nebraska
8. Kansas State
9. Oregon
10. Michigan
11. Florida
12. Texas
13. Purdue
14. Clemson
15. Colorado State
16. Notre Dame
17. Georgia
18. Texas Christian
19. Georgia Tech
20. Auburn
21. South Carolina
22. Mississippi State
23. Iowa State
24. Wisconsin
25. Tennessee

2001

1. Miami (Fla.)
2. Oregon
3. Florida

4. Tennessee
5. Texas
6. Oklahoma
7. Nebraska
8. LSU
9. Colorado
10. Maryland
11. Washington State
12. Illinois
13. South Carolina
14. Syracuse
15. **FLORIDA STATE**
16. Louisville
17. Stanford
18. Virginia Tech
19. Washington
20. Michigan
21. Marshall
22. Toledo
23. Boston College
24. Brigham Young
25. Georgia



No team in college football history had gone wire-to-wire as AP No. 1 until the national champion FSU team of 1999.

SOD CEMETERY HISTORY

YEAR	OPPONENT	SCORE	SITE
1962	Georgia	18- 0	Sanford Stadium
	Georgia Tech	14-14	Grant Field
	Auburn	14-14	Cliff Hare Stadium
1963	Miami	24- 0	Orange Bowl
1964	Georgia	17-14	Sanford Stadium
	Texas Christian	10- 0	Amon G. Carter Stadium
	Miami	14- 0	Orange Bowl
	Oklahoma	36-19	Gator Bowl
1966	Miami	23-20	Orange Bowl
	Texas Tech	42-33	Jones Stadium
	South Carolina	32-10	Gator Bowl
1967	Alabama	37-37	Denny Stadium
	Memphis State	27- 7	Memphis Memorial Stadium
	Texas A&M	19-18	Kyle Field
	Florida	21-16	Florida Field
	Penn State	17-17	Beaver Stadium
1968	N.C. State	48- 7	Carter Stadium
	South Carolina	35-28	Carolina Stadium
	Houston	40-20	Jeppesen Stadium
1969	Miami	19-14	Orange Bowl
	Virginia Tech	10-10	Lane Stadium
1970	South Carolina	21-13	Carolina Stadium
	Miami	27- 3	Orange Bowl
1976	Boston College	28- 9	Alumni Stadium
	North Texas State	21-20	Fouts Field
1977	Oklahoma State	25-17	Lewis Field
	Florida	34- 9	Florida Field
	Texas Tech	40-17	Tangerine Bowl
1978	Syracuse	28- 0	Archbold Stadium
1979	Arizona State	31- 3	Sun Devil Stadium
	Louisiana State	24-19	Tiger Stadium
	Florida	27-16	Florida Field
1980	Louisiana State	16- 0	Tiger Stadium
	Nebraska	18-14	Memorial Stadium
1981	Ohio State	36-27	Ohio Stadium
	Notre Dame	19-13	Notre Dame Stadium
1982	Miami	24- 7	Orange Bowl
	Ohio State	34-17	Ohio Stadium
	West Virginia	31-12	Gator Bowl
1983	Arizona State	29-26	Sun Devil Stadium
	Louisiana State	40-35	Tiger Stadium
	North Carolina	28- 3	Atlanta Fulton County Stadium
1984	Arizona State	52-44	Sun Devil Stadium
	Georgia	17-17	Citrus Bowl
1985	Nebraska	17-13	Memorial Stadium
	Oklahoma State	34-23	Gator Bowl
1986	Indiana	27-13	Legion Field
1987	Michigan State	31- 3	Spartan Stadium
	Auburn	34- 6	Jordan-Hare Stadium
	Florida	28-13	Florida Field
	Nebraska	31-28	Sun Devil Stadium
1988	Clemson	24-21	Clemson Memorial Stadium
	Auburn	13- 7	Louisiana Superdome
1989	Florida	24-17	Ben Hill Griffin Stadium at Florida Field
	Nebraska	41-17	Sun Devil Stadium
1990	Penn State	24-17	Joe Robbie Stadium
1991	Michigan	51-31	Michigan Stadium
	Texas A&M	10- 2	Cotton Bowl
1992	Clemson	24-20	Clemson Memorial Stadium
	Georgia Tech	29-24	Bobby Dodd Stadium/Grant Field
	Nebraska	27-14	Orange Bowl
1993	Florida	33-21	Ben Hill Griffin Stadium at Florida Field
	Nebraska	18-16	Orange Bowl
1994	Notre Dame	23-16	Citrus Bowl
	Florida	23-17	Louisiana Superdome
1995	Notre Dame	31-26	Orange Bowl
1997	North Carolina	20- 3	Kenan Stadium
	Ohio State	31-14	Sugar Bowl
1999	Florida	30-23	Ben Hill Griffin Stadium at Florida Field
	Virginia Tech	46-29	Sugar Bowl
2001	Virginia Tech	30-17	Gator Bowl



THE SOD CEMETERY

In 1962, the team captains of the Seminole football team returned to Tallahassee with a piece of sod from Sanford Stadium as a trophy from the team's 18-0 victory over the University of Georgia. The turf was presented to Dean Coyle E. Moore, who founded the continuing tradition of the sod game.

The sod cemetery began when that first piece of sod was buried in the corner of the Florida State practice field and a monument was placed to commemorate the road victory.

In the early years, FSU only snipped grass when it won by upset on the road. But as the Seminoles became more successful, the criteria changed. Sod games still represent road games that the Tribe wins when they are significant underdogs, however, all bowl games are now considered sod games as well as landmark road wins no matter who is favored.

Each piece of sod is buried in the cemetery next to the practice field and a tombstone is placed above it with the score and date of the game.