

2002 SEASON



Inside:

- STATISTICS
- HIGHS & LOWS
- IOWA STATE GAME
- VIRGINIA GAME
- MARYLAND GAME
- DUKE GAME
- LOUISVILLE GAME
- CLEMSON GAME
- MIAMI GAME
- NOTRE DAME GAME
- WAKE FOREST GAME
- GEORGIA TECH GAME
- NORTH CAROLINA GAME
- NC STATE GAME
- FLORIDA GAME
- SUGAR BOWL GAME
VS. GEORGIA
- ACC STATISTICS

2002 SEASON



First Game at Doak Campbell Stadium

47 First Season

64 Blenkinshoff First Consensus All-American

76 Bowden Era Begins

2002 Statistics

TEAM STATISTICS

	FS	OPP
SCORING	428	301
Points Per Game	30.6	21.5
FIRST DOWNS	299	254
Rushing	143	98
Passing	130	138
Penalty	26	18
RUSHING YARDAGE	2618	1831
Yards gained rushing	2939	2257
Yards lost rushing	321	426
Rushing Attempts	562	497
Average Per Rush	4.7	3.7
Average Per Game	187.0	130.8
TDs Rushing	20	13
PASSING YARDAGE	2955	3293
Att-Comp-Int	419-217-10	465-249-16
Average Per Pass	7.1	7.1
Average Per Catch	13.6	13.2
Average Per Game	211.1	235.2
TDs Passing	27	21
TOTAL OFFENSE	5573	5124
Total Plays	981	962
Average Per Play	5.7	5.3
Average Per Game	398.1	366.0
KICK RETURNS: #-YARDS	43-921	51-1005
PUNT RETURNS: #-YARDS	45-477	45-399
INT RETURNS: #-YARDS	16-216	10-142
KICK RETURN AVERAGE	21.4	19.7
PUNT RETURN AVERAGE	10.6	8.9
INT RETURN AVERAGE	13.5	14.2
FUMBLES-LOST	22-11	30-16
PENALTIES-YARDS	109-935	104-900
Average Per Game	66.8	64.3
PUNTS-YARDS	76-2932	81-3123
Average Per Punt	38.6	38.6
Net punt average	33.3	32.7
TIME OF POSSESSION/GAME	30:24	29:34
3RD-DOWN CONVERSIONS	75/198	71/208
3rd-Down Pct	38%	34%
4TH-DOWN CONVERSIONS	8/14	11/25
4th-Down Pct	57%	44%
SACKS BY-YARDS	34-202	32-184
MISC YARDS	105	10
TOUCHDOWNS SCORED	53	35
FIELD GOALS-ATTEMPTS	19-28	18-26
PAF-ATTEMPTS	51-51	31-33
ATTENDANCE	490598	291723
Games/Avg Per Game	6/81766	6/48620

SCORE BY QUARTERS

	1st	2nd	3rd	4th	OT	Total
Florida State	51	204	87	86	0	428
Opponents	64	74	58	99	6	301

RUSHING

	GP	Att	Gain	Loss	Net	Avg	TD	Long	Avg/G
Jones, G.	10	161	968	30	938	5.8	8	64	93.8
Maddox, N.	12	106	623	21	602	5.7	4	34	50.2
Rix, C.	11	86	386	97	289	3.4	3	27	26.3
Washington, L.	14	60	291	18	273	4.6	1	18	19.5
McPherson, A.	9	48	243	63	180	3.8	0	21	20.0
Reid, W.	10	27	140	10	130	4.8	1	28	13.0
Washington, T.	12	18	86	0	86	4.8	3	20	7.2
Baldin, A.	14	21	116	30	86	4.1	0	20	6.1
Clayton, T.	4	13	46	1	45	3.5	0	10	11.2

Dean, B.J.	12	1	5	0	5	5.0	0	5	0.4
Selvidio, P.J.	12	1	4	0	4	4.0	0	4	0.3
Sam, P.K.	11	1	3	0	3	3.0	0	3	0.3
Walker, F.	4	10	28	28	0	0.0	0	14	0.0
Gardner, T.	14	1	0	0	0	0.0	0	0	0.0
Thorpe, C.	14	1	0	3	-3	-3.0	0	0	-0.2
Team	12	6	0	10	-10	-1.7	0	0	-0.8
Gwaltney, C.	14		10	10	-10	-10.0	0	0	-0.7
Total	14	562	2939	321	2618	4.7	20	64	187.0
Opponents	14	497	2257	426	1831	3.7	13	60	130.8

PASSING

	GP	Effic	Att-Cmp-Int	Pct	Yds	TD	Lng	Avg/G
Rix, C.	11	128.16	225-118-7	52.4	1684	13	56	153.1
McPherson, A.	9	130.99	155-80-1	51.6	1017	12	72	113.0
Walker, F.	4	116.56	20-12-2	60.0	143	1	39	35.8
Baldin, A.	14	122.65	16-7-0	43.8	111	1	40	7.9
Team	12	0.00	2-0-0	0.0	0	0	0	0.0
Maddox, N.	12	0.00	1-0-0	0.0	0	0	0	0.0
Total	14	127.52	419-217-10	51.8	2955	27	72	211.1
Opponents	14	121.06	465-249-16	53.5	3293	21	68	235.2

RECEIVING

	GP	No	Yds	Avg	TD	Long	Avg/G
Baldin, A.	14	65	1011	15.6	13	51	72.2
Gardner, T.	14	38	625	16.4	8	56	44.6
Maddox, N.	12	23	197	8.6	1	29	16.4
Thorpe, C.	14	17	377	22.2	4	72	26.9
Morgan, R.	14	17	178	10.5	1	19	12.7
Sam, P.K.	11	15	173	11.5	0	19	15.7
Jones, G.	10	10	74	7.4	0	16	7.4
Robinson, D.	11	9	143	15.9	0	22	13.0
Reid, W.	10	6	37	6.2	0	14	3.7
Washington, L.	14	6	34	5.7	0	9	2.4
Hughes, P.	14	5	50	10.0	0	14	3.6
Smith, T.	10	3	43	14.3	0	19	4.3
Clayton, T.	4	1	7	7.0	0	7	1.8
Washington, T.	12	1	5	5.0	0	5	0.4
Irons, P.	13	1	1	1.0	0	1	0.1
Total	14	217	2955	13.6	27	72	211.1
Opponents	14	249	3293	13.2	21	68	235.2

PUNT RETURNS

	No	Yds	Avg	TD	Long
Washington, L.	34	392	11.5	0	32
Robinson, D.	6	35	5.8	0	16
Maddox, N.	2	13	6.5	0	8
Sam, P.K.	2	19	9.5	0	15
Hetzel, J.	1	18	18.0	0	0
Total	45	477	10.6	0	32
Opponents	45	399	8.9	0	46

INTERCEPTIONS

	No	Yds	Avg	TD	Long
Samuels, S.	3	91	30.3	1	82
McFadden, B.	3	8	2.7	0	8
Pope, K.	2	17	8.5	1	13
Boulware, M.	2	1	0.5	0	1
Brown, R.	2	33	16.5	0	33
Hall, K.	1	0	0.0	0	0
Hudson, J.	1	18	18.0	0	18
Jackson, A.	1	48	48.0	1	48
Smith, L.	1	0	0.0	0	0
Total	16	216	13.5	3	82
Opponents	10	142	14.2	1	71



KICK RETURNS

	No	Yds	Avg	TD	Long
Washington, L.	13	368	28.3	1	97
Gardner, T.	12	261	21.8	0	50
Thorpe, C.	11	222	20.2	0	38
Carter, D.	3	40	13.3	0	17
Selvidio, P.J.	1	10	10.0	0	10
Irons, P.	1	0	0.0	0	0
Reid, W.	1	12	12.0	0	12
Clayton, T.	1	8	8.0	0	8
Total	43	921	21.4	1	97
Opponents	51	1005	19.7	0	64

FUMBLE RETURNS

	No	Yds	Avg	TD	Long
Wimbley, K.	1	12	12.0	0	12
Boulware, M.	1	84	84.0	1	84
Hall, K.	1	9	9.0	0	9
Washington, L.	0	0	0.0	1	0
Total	3	105	35.0	2	84
Opponents	2	10	5.0	0	10

SCORING

	TD	FGs	Kick	Rush	Rev	PATs			Pts
						Pass	DXP	Saf	
Beitia, X.	0	19-28	51-51	0-0	0	0-0	0	0	108
Boldin, A.	13	0-0	0-0	0-1	0	0-0	0	0	78
Jones, G.	8	0-0	0-0	0-0	0	0-0	0	0	48
Gardner, T.	8	0-0	0-0	0-0	0	0-0	0	0	48
Maddox, N.	5	0-0	0-0	0-0	0	0-0	0	0	30
Thorpe, C.	4	0-0	0-0	0-0	0	0-0	0	0	24
Rix, C.	3	0-0	0-0	0-0	0	0-0	0	0	18
Washington, T.	3	0-0	0-0	0-0	0	0-0	0	0	18
Washington, L.	3	0-0	0-0	0-0	0	0-0	0	0	18
Reid, W.	1	0-0	0-0	0-0	0	0-0	0	0	6
Boulware, M.	1	0-0	0-0	0-0	0	0-0	0	0	6
Pope, K.	1	0-0	0-0	0-0	0	0-0	0	0	6
Morgan, R.	1	0-0	0-0	0-0	0	0-0	0	0	6
Samuels, S.	1	0-0	0-0	0-0	0	0-0	0	0	6
Jackson, A.	1	0-0	0-0	0-0	0	0-0	0	0	6
Team	0	0-0	0-0	0-0	0	0-0	0	1	2
McPherson, A.	0	0-0	0-0	0-1	0	0-0	0	0	0
Total	53	19-28	51-51	0-2	0	0-0	0	1	428
Opponents	35	18-26	31-33	0-0	1	1-1	0	2	301

TOTAL OFFENSE

	G	Plays	Rush	Pass	Total	Avg/G
Rix, C.	11	311	289	1684	1973	179.4
McPherson, A.	9	203	180	1017	1197	133.0
Jones, G.	10	161	938	0	938	93.8
Maddox, N.	12	107	602	0	602	50.2
Washington, L.	14	60	273	0	273	19.5
Boldin, A.	14	37	86	111	197	14.1
Walker, F.	4	30	0	143	143	35.8
Reid, W.	10	27	130	0	130	13.0
Washington, T.	12	18	86	0	86	7.2
Clayton, T.	4	13	45	0	45	11.2
Dean, B.J.	12	1	5	0	5	0.4
Selvidio, P.J.	12	1	4	0	4	0.3
Sam, P.K.	11	1	3	0	3	0.3
Thorpe, C.	14	1	-3	0	-3	-0.2
Gwaltney, C.	14	1	-10	0	-10	-0.7
Team	12	8	-10	0	-10	-0.8
Total	14	981	2618	2955	5573	398.1
Opponents	14	962	1831	3293	5124	366.0

FIELD GOALS

	FGM-FGA	Pct	01-19	20-29	30-39	40-49	50-99	Lg	Blk
Beitia, X.	19-28	67.9	0-0	7-10	5-7	7-11	0-0	47	1

FIELD GOAL SEQUENCE

	Florida State	OPPONENTS
Iowa State	(35)	50,(33)
Virginia	26,(42)	-
Maryland	(44),(23),(26)	41,(44)
Duke	24,(37),(46)	45,(23)
Louisville	(40),(20)	(45),(26)
Clemson	(22),(22)	(20)
Miami	(45),(42),43	-
Notre Dame	(24)	(39),(35)
Wake Forest	47,(32),38,45,(28)	37,32,41
Georgia Tech	-	(39),(28)
North Carolina	37,(47),27,(31)	53
NC State	-	(21),(44)
Florida	(36),41	(27),(37)
Georgia	-	(23),47,(42),(25),(35)

Numbers in parentheses indicate field goal was made.

PUNTING

	No	Yds	Avg	Long	TB	FC	120	Blkd
Gwaltney, C.	72	2862	39.8	55	4	11	25	1
Hall, C.	2	70	35.0	36	0	0	0	0
Team	2	0	0.0	0	0	0	0	2
Total	76	2932	38.6	55	4	11	25	3
Opponents	81	3123	38.6	61	2	8	18	1

ALL PURPOSE

	G	Rush	Rec	PR	KOR	IR	Tot	Avg/G
Boldin, A.	14	86	1011	0	0	0	1097	78.4
Washington, L.	14	273	34	392	368	0	1067	76.2
Jones, G.	10	938	74	0	0	0	1012	101.2
Gardner, T.	14	0	625	0	261	0	886	63.3
Maddox, N.	12	602	197	13	0	0	812	67.7
Thorpe, C.	14	-3	377	0	222	0	596	42.6
Rix, C.	11	289	0	0	0	0	289	26.3
Sam, P.K.	11	3	173	19	0	0	195	17.7
McPherson, A.	9	180	0	0	0	0	180	20.0
Reid, W.	10	130	37	0	12	0	179	17.9
Morgan, R.	14	0	178	0	0	0	178	12.7
Robinson, D.	11	0	143	35	0	0	178	16.2
Samuels, S.	13	0	0	0	0	91	91	7.0
Washington, T.	12	86	5	0	0	0	91	7.6
Clayton, T.	4	45	7	0	8	0	60	15.0
Hughes, P.	14	0	50	0	0	0	50	3.6
Jackson, A.	14	0	0	0	0	48	48	3.4
Smith, T.	10	0	43	0	0	0	43	4.3
Carter, D.	13	0	0	0	40	0	40	3.1
Brown, R.	14	0	0	0	0	33	33	2.4
Hudson, J.	13	0	0	0	0	18	18	1.4
Hetzl, J.	13	0	0	18	0	0	18	1.4
Pope, K.	14	0	0	0	0	17	17	1.2
Selvidio, P.J.	12	4	0	0	10	0	14	1.2
McFadden, B.	14	0	0	0	0	8	8	0.6
Dean, B.J.	12	5	0	0	0	0	5	0.4
Boulware, M.	14	0	0	0	0	1	1	0.1
Irons, P.	13	0	1	0	0	0	1	0.1
Team	12	-10	0	0	0	0	-10	-0.8
Gwaltney, C.	14	-10	0	0	0	0	-10	-0.7
Total	14	2618	2955	477	921	216	7187	513.4
Opponents	14	1831	3293	399	1005	142	6670	476.4

2002 SEASON



First Game at Doak Campbell Stadium

47 First Season

'64 Consensus All-American

'76 Bowden Era Begins

DEFENSIVE LEADERS

	GP	UT	AT	TACKLES		-SACKS- NO-YARDS	-PASS DEF- INT-YDS	FUMBLES		BLKD RCV-YDS	FF	KICK	SAF
				TOTAL	FOR LOSS			BRUP	QBH				
Pope, K.	14	68	63	131	12.0-30		2-17	5	5		1		
Boulware, M.	14	67	60	127	4.0-12	1-5	2-1	7	4	1-84	3		
Carter, J.	14	60	34	94	1.5-7	1-8		3	4				
Augustin, A.	14	40	43	83	3.0-13	2-6		2	4		1		
Dockett, D.	13	29	28	57	7.0-28	2-14			17	1-0			
Hudson, J.	13	24	31	55	3.5-11	1-6	1-18	3	1				
Samuels, S.	13	35	18	53	2.0-4		3-91	14	2	1-0	2		
Ward, B.J.	14	26	25	51				2			2	4	
Johnson, T.	14	21	29	50	13.5-37	4-20			9	1-0	3		
Jackson, A.	14	34	8	42	18.5-104	13-79	1-48	3	19		4		
Osei, C.	12	19	22	41				1					
Emanuel, K.	13	33	7	40	15.0-50	4-17			5	1-0	1		
Benford, T.	14	17	21	38	6.0-29	2-17		1	7				
Womble, J.	11	19	18	37	11.0-17	1-3			4		1		
Hall, K.	14	23	13	36			1-0	1		2-9			
Powell, E.	14	23	11	34	5.5-20	2-6			10				
Brown, R.	14	25	6	31	1.0-2		2-33	8			1		
Moore, E.	9	20	5	25	11.0-45	3-20		1	9	1-0	2		
Hetzl, J.	13	15	10	25						3-0		1	
Nicholson, A.J.	13	14	9	23	1.0-1	1-1			1				
Smith, L.	13	20	2	22			1-0	9			1		
Newton, P.	14	16	5	21						1-0			
McFadden, B.	14	18	3	21			3-8	4		1-0			
Wimbley, K.	13	13	4	17				1		2-12			
May, R.	12	6	8	14	0.5-4	1-4			1				
Bunkley, B.	8	6	7	13	1.0-3				3				
Charles, R.	14	6	5	11									
Washington, L.	14	8	3	11						1-0	2		
Piquion, R.	12	1	10	11									
Watkins, P.	11	4	6	10							1		
Carter, D.	13	3	7	10	2.0-3	1-1		1					
McGrew, S.	13	3	5	8									
Buchanan, Y.	9	5	3	8									
Tatum, M.	9	5	1	6							1		
Shaw, M.	5	3	2	5	1.0-2								
Jones, W.	6	4		4	2.0-6	1-5			1				
Ross, B.	6	2	2	4	0.5-4	1-4							
Sawyer, B.	13		3	3									
Team 12	2		2									1	
Gwaltney, C.	14	2		2									
Bredwood, A.	10	2		2									
Ross, G.	10	2		2									
Cimorelli, B.	2	1		1									
Church, M.	2	1		1									
Holland, M.	10	1		1									
Beitia, X.	14	1		1									
Washington, T.	12	1		1									
Gardner, T.	14	1		1									
Jones, G.	10	1		1									
Irons, P.	13		1	1									
Howard, C.	2								1				
Kaleikini, J.	13									1-0			
Total 14	750	538	1288	122-432	34-202	16-216	66	103	17-105	27	5	1	
Opponents	14	-	-	-	-	32-184	10-142	67	2	11-10	12	4	2

DEFENSIVE GAME-BY-GAME

TACKLES	UA-A	TOT	IS	VA	MD	DU	LOU	CU	UM	ND	WF	GT	NC	ST	UF	UGA
Pope, K.	68-63	131	6-4	3-2	6-3	3-6	4-6	4-6	3-4	4-2	6-5	5-9	4-7	8-7	9-2	3-0
Boulware, M.	67-60	127	2-4	6-1	2-2	3-4	5-5	3-5	1-3	5-3	11-4	6-8	6-4	8-8	5-9	4-0
Carter, J.	60-34	94	3-2	5-1	4-4	3-2	7-3	4-2	6-2		6-1	6-7	6-3	7-4	1-2	2-1
Augustin, A.	40-43	83	4-3	3-1	1-1	2-3	2-1	1-1	3-2		5-11	4-7	4-6	4-6	2-0	5-1
Dockett, D.	29-28	57	1-3	2-2	2-2	1-3	3-3	3-1	3-2	5-1	1-2	3-1	1-3	2-2	2-3	DNP
Hudson, J.	24-31	55	3-5	1-1	3-1	DNP	8-4	2-3	1-3	1-2	0-1	0-3	1-3	2-3	1-0	1-2
Samuels, S.	35-18	53	6-1	3-0	4-1	2-4	3-1	2-3	1-1		DNP	3-1	1-2	3-1	5-3	2-0
Ward, B.J.	26-25	51	2-1	1-0	2-1	3-2	3-1	2-2	1-3	0-4	5-2	2-4	1-1	1-2	2-2	1-0
Johnson, T.	21-29	50	2-3	0-1	2-3	1-1	1-3	1-1	2-2	2-3	1-2	0-2	3-2	0-2	4-1	2-3
Jackson, A.	34-8	42	1-0		1-0	2-1	6-1	0-1	5-0	3-0	5-0	3-1	2-1	2-1	1-0	3-2
Osei, C.	19-22	41	4-2	1-0	DNP		DNP	1-1	3-3	0-3	2-2	2-5	3-1	0-3	2-1	1-1
Emanuel, K.	33-7	40	2-0	4-0	2-1	1-0	4-2	4-0	3-0	3-2	5-0	2-0	1-0	2-1	0-1	0-0
Benford, T.	17-21	38	2-3	1-2	1-1	1-2	2-2	0-1	1-2	2-3	2-2	1-1	1-1	1-1		2-0
Wimbley, J.	19-18	37	DNP	1-2	0-2	2-1	1-1	1-2	1-1	2-1	3-2	1-2	3-1	4-3	DNP	DNP
Hall, K.	23-13	36	1-0	3-0	1-1	3-2	0-3	1-1	2-2			2-1	3-0	2-0	4-3	1-0
Powell, E.	23-11	34	2-0		1-2	2-0	2-0	3-2	1-0	2-1	1-0	3-0	1-1	3-3	1-2	1-0
Brown, R.	25-6	31	1-0	2-1	3-0	3-0	0-1	4-0	1-1	5-0	1-1		2-0	2-1	0-1	1-0
Moore, E.	20-5	25	1-0	2-0	4-0	DNP	2-0	2-0	DNP	DNP	DNP	2-1	1-0	3-2	3-2	0-0
Hetzl, J.	15-10	25		2-1	1-0	0-1	2-0	0-1	1-2	4-1	2-0	0-1	0-2	1-0	2-1	DNP
Nicholson, A.J.	14-9	23	DNP	1-0	2-0	0-2		3-2			0-1	1-1	4-1	2-0	0-2	1-0
Smith, L.	20-2	22	1-0	DNP				2-0	2-0	2-0	2-1	2-0	2-0	2-1	2-0	3-0
Newton, P.	16-5	21	2-0		3-0	2-2	1-1	1-0		1-0		2-0	2-1	0-1	1-0	1-0
McFadden, B.	18-3	21		1-1		1-0	1-0	1-2	3-0	2-0	1-0	1-0		3-0	2-0	2-0
Wimbley, K.	13-4	17	1-0	1-0		1-1		1-0	0-1			6-0	3-1		0-1	0-0

10-TIME ACC CHAMPIONS



May, R.	6-8	14	1-1	1-1	2-2	1-2	1-1	-	-	-	DNP	-	-	0-1	-	0-0
Bunkley, B.	6-7	13	1-0	0-1	-	-	DNP	DNP	1-0	DNP	DNP	0-1	3-3	DNP	1-2	DNP
Charles, R.	6-5	11	-	1-2	1-1	-	-	1-0	2-0	-	-	-	0-2	-	-	1-0
Piquion, R.	1-10	11	-	-	1-4	0-1	DNP	0-3	-	-	-	-	0-1	0-1	-	0-0
Washington, L.	8-3	11	-	0-1	2-0	1-0	0-1	1-0	3-0	0-1	-	1-0	-	-	-	-
Carter, D.	3-7	10	0-3	-	0-1	2-1	-	-	-	-	-	1-0	0-2	-	-	0-0
Watkins, P.	4-6	10	DNP	DNP	DNP	1-1	-	-	-	-	1-1	1-1	0-1	0-1	0-1	1-0
McGrew, S.	3-5	8	-	-	-	1-1	-	-	1-0	-	-	1-2	-	0-1	0-1	0-0
Buchanan, Y.	5-3	8	DNP	1-0	-	1-1	0-1	-	1-1	-	DNP	1-0	1-0	DNP	DNP	DNP
Tatum, M.	5-1	6	-	1-0	0-1	1-0	-	2-0	1-0	-	-	DNP	DNP	DNP	DNP	0-0
Shaw, M.	3-2	5	DNP	DNP	DNP	0-1	DNP	DNP	DNP	DNP	-	DNP	1-1	DNP	-	2-0
Ross, B.	2-2	4	0-1	DNP	DNP	0-1	-	DNP	-	DNP	1-0	DNP	1-0	DNP	DNP	DNP
Jones, W.	4-0	4	DNP	DNP	DNP	2-0	DNP	1-0	-	-	DNP	-	1-0	DNP	DNP	DNP
Sawyer, B.	0-3	3	0-1	-	-	-	0-1	-	-	-	-	0-1	-	-	-	0-0
Bredwood, A.	2-0	2	DNP	1-0	DNP	-	DNP	-	1-0	-	-	-	-	-	-	0-0
Team.	2-0	2	-	-	-	-	-	-	-	-	-	-	-	2-0	-	-
Ross, G.	2-0	2	DNP	-	DNP	-	DNP	-	-	-	-	1-0	1-0	-	-	0-0
Gwaltney, C.	2-0	2	-	-	-	-	-	1-0	-	-	-	-	1-0	-	-	-

RUSHING/RECEIVING GAME-BY-GAME


RUSHING	No-Yds/TD	IS	VA	MD	DU	LOU	CU	UM	ND	WF	GT	NC	ST	UF	UGA
Jones, G.	161-938/8	22-113/1	21-173/2	21-106/1	9-44/0	13-32/0	22-165/3	31-189/1	14-34/0	8-82/0	DNP	DNP	DNP	DNP	DNP
Maddox, N.	106-602/4	6-57/1	7-61/0	6-17/0	2--2/0	7-59/0	8-48/0	12-74/1	2-8/0	19-122/2	22-122/0	DNP	6-4/0	DNP	9-32/0
Rix, C.	86-289/3	9-33/0	11-58/1	9-23/1	5-2/0	10-9/0	7--3/1	8-33/0	10-28/0	DNP	DNP	1-1/0	2-22/0	14-83/0	DNP
Washington, L.	60-273/1	-	1-17/0	1-1/0	2-3/0	-	-	-	-	1-1/0	2-1/0	13-56/0	4-12/0	26-134/1	10-48/0
McPherson, A.	48-180/0	DNP	3-4/0	DNP	5-21/0	DNP	2-15/0	-	3-25/0	11-53/0	6-22/0	11-46/0	7-2/0	DNP	DNP
Reid, W.	27-130/1	5-30/0	9-51/1	1-12/0	5-35/0	DNP	3-8/0	1-0/0	1-4/0	-	1-4/0	DNP	DNP	DNP	1-2/0
Washington, T.	18-86/3	1-6/0	2-7/1	1-0/0	2-8/1	1-20/0	6-38/0	-	1-1/1	DNP	1-0/0	1-3/0	-	2-3/0	DNP
Boldin, A.	21-86/0	-	1-17/0	-	-	1-9/0	1-1/0	-	1-1/0	1-3/0	-	1-12/0	1-4/0	1-5/0	13-34/0
Clayton, T.	13-45/0	DNP	3-13/0	1-5/0	1-3/0	DNP	DNP	DNP	DNP	DNP	DNP	8-24/0	DNP	DNP	DNP
Dean, B.J.	1-5/0	-	-	-	DNP	DNP	-	-	-	-	-	-	-	-	1-5/0
Selvidio, P.J.	1-4/0	-	1-4/0	-	-	-	-	DNP	-	-	-	-	-	-	-
Sam, P.K.	1-3/0	-	-	-	-	-	-	-	DNP	DNP	-	1-3/0	DNP	-	-
Walker, F.	10-0/0	DNP	DNP	2-7/0	1-1/0	DNP	DNP	DNP	DNP	DNP	DNP	-	DNP	DNP	7-6/0
Gardner, T.	1-0/0	-	1-0/0	-	-	-	-	-	-	-	-	-	-	-	-
Thorpe, C.	1-3/0	-	-	-	-	-	-	-	-	-	-	1-3/0	-	-	-
Team.	6-10/0	-	-	1-2/0	-	-	-	-	-	3-6/0	1-1/0	1-1/0	-	-	-
Gwaltney, C.	1-10/0	-	-	-	-	-	-	-	-	-	-	-	1-10/0	-	-

RECEIVING	No-Yds/TD	IS	VA	MD	DU	LOU	CU	UM	ND	WF	GT	NC	ST	UF	UGA
Boldin, A.	65-1011/13	7-89/2	1-24/0	5-91/1	7-110/1	4-62/0	3-55/0	2-33/0	9-175/1	5-60/1	3-38/1	5-104/3	3-35/0	8-101/2	3-34/1
Gardner, T.	38-625/8	1-12/0	-	109/1	2-45/1	8-130/2	2-24/1	3-33/1	1-5/0	6-94/1	1-9/0	6-96/1	-	3-62/0	1-6/0
Thorpe, C.	17-377/4	-	2-20/0	1-39/0	3-70/1	-	1-18/0	-	-	1-13/0	2-75/1	3-74/1	2-19/0	1-9/0	1-40/1
Maddox, N.	23-197/1	-	3-20/0	1-4/0	1-11/0	-	-	2-3/0	4-90/1	6-22/0	1-16/0	DNP	1-7/0	DNP	4-24/0
Morgan, R.	17-178/1	4-57/0	-	3-29/1	1-9/0	1-5/0	1-14/0	4-33/0	2-13/0	-	-	-	-	-	1-18/0
Sam, P.K.	15-173/0	2-22/0	2-25/0	1-14/0	7-96/0	1-5/0	-	-	DNP	DNP	-	-	DNP	-	2-11/0
Robinson, D.	9-143/0	-	-	-	-	DNP	-	DNP	-	4-51/0	-	-	4-70/0	1-22/0	-
Jones, G.	10-74/0	3-30/0	1-14/0	-	1-5/0	1-0/0	-	-	3-22/0	1-3/0	DNP	DNP	DNP	DNP	-
Hughes, P.	5-50/0	-	1-8/0	-	-	-	1-12/0	-	-	2-16/0	-	-	-	-	1-14/0
Smith, T.	3-43/0	DNP	1-19/0	-	2-24/0	-	-	-	-	DNP	DNP	-	-	-	DNP
Reid, W.	6-37/0	-	4-35/0	1-1/0	-	DNP	-	-	-	1-1/0	DNP	DNP	DNP	DNP	-
Washington, L.	6-34/0	-	-	-	2-7/0	-	-	-	-	1-6/0	-	2-15/0	1-6/0	-	-
Clayton, T.	1-7/0	DNP	-	-	1-7/0	DNP	DNP	DNP	DNP	DNP	DNP	-	DNP	DNP	DNP
Washington, T.	1-5/0	-	-	-	-	-	-	-	-	DNP	-	-	1-5/0	-	DNP
Irons, P.	1-1/0	-	-	-	-	-	-	-	-	-	-	-	1-1/0	-	-

PASSING GAME-BY-GAME

#16 Rix, C.	Att	Comp	Int	Pct	Yds	TD	LG	Sack	Yds
Iowa State	25	17	1	68.0	210	2	31	3	4
Virginia	18	10	2	55.6	117	0	24	1	5
Maryland	25	13	0	52.0	227	2	56	2	16
Duke	22	16	0	72.7	244	2	51	2	17
Louisville	33	14	1	42.4	173	2	24	3	14
Clemson	13	8	0	61.5	114	1	24	3	9
Miami	19	8	0	42.1	83	1	24	1	4
Notre Dame	32	13	2	40.6	207	0	40	1	9
North Carolina	2	1	0	50.0	52	1	52	0	0
NC State	7	5	1	71.4	63	0	20	0	0
Florida	29	13	0	44.8	194	2	29	0	0
TOTALS	225	118	7	52.4	1684	13	56	16	78
#5 McPherson, A.	Att	Comp	Int	Pct	Yds	TD	LG	Sack	Yds
Virginia	5	4	0	80.0	40	0	19	1	6
Duke	15	9	0	60.0	125	2	33	1	2
Clemson	6	0	0	0.0	0	0	0	0	0
Notre Dame	11	8	0	72.7	118	2	29	0	0
Wake Forest	44	28	1	63.6	278	2	22	0	0
Georgia Tech	24	8	0	33.3	139	2	72	1	3
North Carolina	30	15	0	50.0	237	4	43	2	17
NC State	20	8	0	40.0	80	0	22	4	32
TOTALS	155	80	1	51.6	1017	12	72	9	60
#12 Walker, F.	Att	Comp	Int	Pct	Yds	TD	LG	Sack	Yds
Maryland	1	1	0	100.0	39	0	39	0	0
Duke	7	4	0	57.1	35	0	19	1	1
Georgia	12	7	2	58.3	69	1	20	3	17
TOTALS	20	12	2	60.0	143	1	39	4	18
#4 Boldin, A.	Att	Comp	Int	Pct	Yds	TD	LG	Sack	Yds
Louisville	1	1	0	100.0	33	0	33	0	0
Florida	1	0	0	0.0	0	0	0	0	0
Georgia	14	6	0	42.9	78	1	40	3	28
TOTALS	16	7	0	43.8	111	1	40	3	28
#20 Maddox, N.	Att	Comp	Int	Pct	Yds	TD	LG	Sack	Yds
Maryland	1	0	0	0.0	0	0	0	0	0
#TM Team	Att	Comp	Int	Pct	Yds	TD	LG	Sack	Yds
Clemson	1	0	0	0.0	0	0	0	0	0
Miami	1	0	0	0.0	0	0	0	0	0
TOTALS	2	0	0	0.0	0	0	0	0	0

1993 & 1999 NATIONAL CHAMPIONS



2002 SEASON



2002 FSU & Opponents Game Highs & Lows

INDIVIDUAL GAME HIGHS

Rushes: 31, Jones, G. at Miami (Oct 12, 2002)
Yards Rushing: 189, Jones, G. at Miami (Oct 12, 2002)
TD Rushes: 3, Jones, G. vs Clemson (Oct 3, 2002)
Long Rush: 64, Jones, G. vs Clemson (Oct 3, 2002)
Pass Attempts: 44, McPherson, A. at Wake Forest (Nov 2, 2002)
Pass Completions: 28, McPherson, A. at Wake Forest (Nov 2, 2002)
Yards Passing: 278, McPherson, A. at Wake Forest (Nov 2, 2002)
TD Passes: 4, McPherson, A. vs North Carolina (Nov 16, 2002)
Long Pass: 72, McPherson, A. at Georgia Tech (Nov 9, 2002)
Receptions: 9, Boldin, A. vs Notre Dame (Oct 26, 2002)
Yards Receiving: 175, Boldin, A. vs Notre Dame (Oct 26, 2002)
TD Receptions: 3, Boldin, A. vs North Carolina (Nov 16, 2002)
Long Reception: 72, Thorpe, C. at Georgia Tech (Nov 9, 2002)
Field Goals: 3, Beitia, X. at Maryland (Sep 14, 2002)
Long Field Goal: 47, Beitia, X. vs North Carolina (Nov 16, 2002)
Punts: 10, Gwaltney, C. at Georgia Tech (Nov 9, 2002)
Punting Avg: 47.7, Gwaltney, C. vs North Carolina (Nov 16, 2002)
Long Punt: 55, Gwaltney, C. vs Virginia (Aug 31, 2002)
Long Punt Return: 32, Washington, L. vs Duke (Sep 21, 2002)
Long Kickoff Return: 97, Washington, L. vs Clemson (Oct 3, 2002)
Tackles: 16, Augustin, A. at Wake Forest (Nov 2, 2002); Boulware, M. at NC State (Nov 23, 2002)
Sacks: 4.0, Jackson, A. at Louisville (Sep 26, 2002)
Tackles For Loss: 4.0, Jackson, A. at Louisville (Sep 26, 2002)
Interceptions: 2, McFadden, B. at Maryland (Sep 14, 2002); Samuels, S. at Georgia Tech (Nov 9, 2002)

TEAM GAME HIGHS

Rushes: 60, vs Virginia (Aug 31, 2002)
Yards Rushing: 397, vs Virginia (Aug 31, 2002)
Yards Per Rush: 6.6, vs Virginia (Aug 31, 2002)
TD Rushes: 5, vs Virginia (Aug 31, 2002)
Pass Attempts: 44, vs Duke (Sep 21, 2002); at Wake Forest (Nov 2, 2002)
Pass Completions: 29, vs Duke (Sep 21, 2002)
Yards Passing: 404, vs Duke (Sep 21, 2002)
Yards Per Pass: 9.9, at Maryland (Sep 14, 2002)
TD Passes: 5, vs North Carolina (Nov 16, 2002)
Total Plays: 87, at Wake Forest (Nov 2, 2002)
Total Offense: 554, vs Virginia (Aug 31, 2002)
Yards Per Play: 6.8, vs Duke (Sep 21, 2002)
Points: 48, vs Duke (Sep 21, 2002); vs Clemson (Oct 3, 2002)
Sacks By: 6, at Louisville (Sep 26, 2002)
First Downs: 30, vs Duke (Sep 21, 2002)
Penalties: 13, vs Virginia (Aug 31, 2002)
Penalty Yards: 113, vs Virginia (Aug 31, 2002)
Turnovers: 4, vs Virginia (Aug 31, 2002); vs Notre Dame (Oct 26, 2002)
Interceptions By: 4, at Maryland (Sep 14, 2002)

OPPONENT INDIVIDUAL GAME HIGHS

Rushes: 27, McLendon, T.A., at NC State (Nov 23, 2002)
Yards Rushing: 149, Williams, T. at Wake Forest (Nov 2, 2002)
TD Rushes: 2, Y. Kelly, vs Clemson (Oct 3, 2002); Grant, Ryan, vs Notre Dame (Oct 26, 2002)
Long Rush: 60, Brown, J., at NC State (Nov 23, 2002)
Pass Attempts: 47, R. Grossman, vs Florida (Nov 30, 2002)
Pass Completions: 24, R. Grossman, vs Florida (Nov 30, 2002)
Yards Passing: 362, Dorsey, Ken, at Miami (Oct 12, 2002)

TD Passes: 3, Schaub, M., vs Virginia (Aug 31, 2002)
Long Pass: 68, Dorsey, Ken, at Miami (Oct 12, 2002)
Receptions: 7, T. Jacobs, vs Florida (Nov 30, 2002)
Yards Receiving: 132, K. Kight, vs Florida (Nov 30, 2002)
TD Receptions: 1 Montgomery, Jam, at Iowa State (Aug 24, 2002); Knock, Kyle, at Iowa State (Aug 24, 2002); Anderson, O., vs Virginia (Aug 31, 2002); Estes, P., vs Virginia (Aug 31, 2002); Miller, H., vs Virginia (Aug 31, 2002); Landrum, S., vs Duke (Sep 21, 2002); Johnson, L., vs Duke (Sep 21, 2002); Dorsey, Damien, at Louisville (Sep 26, 2002); Tinch, Joshua, at Louisville (Sep 26, 2002); A. Currie, vs Clemson (Oct 03, 2002); D. Hamilton, vs Clemson (Oct 3, 2002); Beard, Kevin, at Miami (Oct 12, 2002); Winslow, Kellen, at Miami (Oct 12, 2002); Battle, Arnaz, vs Notre Dame (Oct 26, 2002); Jenkins, Omar, vs Notre Dame (Oct 26, 2002); Anderson, J. at Wake Forest (Nov 2, 2002); Thomas, L., at Georgia Tech (Nov 9, 2002); Rumley, D. vs North Carolina (Nov 16, 2002); Blizzard, B. vs North Carolina (Nov 16, 2002); OJ Small, vs Florida (Nov 30, 2002)
Long Reception: 68, McGahee, Willis, at Miami (Oct 12, 2002)
Field Goals: 2, Smith, Nate, at Louisville (Sep 26, 2002); Setta, Nicholas, vs Notre Dame (Oct 26, 2002); Manget, L., at Georgia Tech (Nov 9, 2002); Kiker, A., at NC State (Nov 23, 2002); M. Leach, vs Florida (Nov 30, 2002)
Long Field Goal: 45, Smith, Nate, at Louisville (Sep 26, 2002)
Punts: 8, Capshaw, E., at Miami (Oct 12, 2002)
Punting Avg: 47.5, Barnard, B., at Maryland (Sep 14, 2002)
Long Punt: 61, Plackemeier, R. at Wake Forest (Nov 2, 2002)
Long Punt Return: 46, D. Hamilton, vs Clemson (Oct 3, 2002)
Long Kickoff Return: 64, Clark, Broderic, at Louisville (Sep 26, 2002)
Tackles: 15, Vilma, Jonathan, at Miami (Oct 12, 2002)
Sacks: 2.0, Johnson, S., vs Duke (Sep 21, 2002)
Tackles For Loss: 2.5 B. McNeal, vs Clemson (Oct 3, 2002)
Interceptions: 1, Austin, Atif, at Iowa State (Aug 24, 2002); Hardy, J., vs Virginia (Aug 31, 2002); Williams, C., vs Virginia (Aug 31, 2002); Floyd, Anthony, at Louisville (Sep 26, 2002); Earl, Glenn, vs Notre Dame (Oct 26, 2002); Watson, C., vs Notre Dame (Oct 26, 2002); Shaw, D. at Wake Forest (Nov 2, 2002); Burnette, D., at NC State (Nov 23, 2002)

OPPONENT TEAM GAME HIGHS

Rushes: 48, at Wake Forest (Nov 02, 2002)
Yards Rushing: 237, at Wake Forest (Nov 02, 2002)
Yards Per Rush: 4.9, at Wake Forest (Nov 02, 2002)
TD Rushes: 2, at Iowa State (Aug 24, 2002); vs Clemson (Oct 03, 2002); at Miami (Oct 12, 2002); vs Notre Dame (Oct 26, 2002); at Wake Forest (Nov 02, 2002)
Pass Attempts: 50, vs North Carolina (Nov 16, 2002)
Pass Completions: 24, vs Florida (Nov 30, 2002)
Yards Passing: 362, at Miami (Oct 12, 2002)
Yards Per Pass: 11.9, vs Clemson (Oct 03, 2002)
TD Passes: 3, vs Virginia (Aug 31, 2002)
Total Plays: 87, at Georgia Tech (Nov 09, 2002)
Total Offense: 477, at Miami (Oct 12, 2002)
Yards Per Play: 7.2, vs Clemson (Oct 03, 2002)
Points: 34, vs Notre Dame (Oct 26, 2002)
Sacks By: 4, vs Duke (Sep 21, 2002); at NC State (Nov 23, 2002)
First Downs: 24, at Georgia Tech (Nov 09, 2002)
Penalties: 14, at Miami (Oct 12, 2002)
Penalty Yards: 120, at Louisville (Sep 26, 2002)
Turnovers: 6, at Maryland (Sep 14, 2002)
Interceptions By: 2, vs Virginia (Aug 31, 2002); vs Notre Dame (Oct 26, 2002)




2002 Honor Roll

ANQUAN BOLDIN

Piccolo Award Recipient

Florida State wide receiver Anquan Boldin was named as the recipient of the 2002 Brian Piccolo Award...the Piccolo Award has been given annually since 1972 in memory of the late Brian Piccolo to the "most courageous" football player in the ACC...Boldin sustained a severe injury to his left knee on August 18, 2001...he underwent extensive rehabilitation for 20 weeks following the injury...Boldin was named second team All-ACC this past season leading the Seminoles with 65 catches for 1,011 yards and a league-high 13 touch-downs...the 13 touchdown receptions tied for the fourth-best single season total in ACC history.



ANQUAN BOLDIN



BRETT WILLIAMS

BRETT WILLIAMS

Jacobs Blocking Trophy Recipient

Florida State offensive tackle Brett Williams became just the eighth back-to-back Jacob's Blocking Trophy winner in ACC history when he repeated as the league's best blocker following the 2002 season...the Jacob's Blocking Trophy is given annually to the best blocker in the ACC as voted on by league coaches...Williams was a two-time first team All-ACC selection and a four-year starter for the Seminoles...he was a first-team All-America selection by both the *Sporting News* and the AFCA...he is the sixth FSU player to win the Jacobs Trophy.



ALONZO JACKSON



MONTRAE HOLLAND

2002 Honors for Brett Williams

- FIRST TEAM ALL-AMERICA AFCA
- FIRST TEAM ALL-AMERICA *SPORTING NEWS*
- FIRST TEAM ALL-AMERICA COLLEGEFOOTBALLNEWS.COM
- SECOND TEAM ALL-AMERICA ASSOCIATED PRESS
- SECOND TEAM ALL-AMERICA CNNI.COM

ALONZO JACKSON

- SECOND TEAM ALL-AMERICA COLLEGEFOOTBALLNEWS.COM

MONTRAE HOLLAND

- THIRD TEAM ALL-AMERICA ASSOCIATED PRESS
- THIRD TEAM ALL-AMERICA THE SPORTING NEWS
- JACOBS TROPHY WINNER
- FIRST TEAM ALL-ACC




2002 SEASON



Game 1 • August 24 • Arrowhead Stadium • Kansas City, MO

Florida State – 38 Iowa State – 31



Anquan Boldin

Kendyll Pope

By DOUG TUCKER
AP Sports Writer

KANSAS CITY, Mo. — If they'd all been this scary, Bobby Bowden might never have stuck around to win 324 games.

Kendyll Pope and Jerel Hudson stopped Iowa State's Seneca Wallace at the goal line on the final play Saturday night, giving No. 3 Florida State a wild 38-31 victory and nudging Bowden past Bear Bryant on the career victory list with 324.

"I feel like we lost this game," said Bowden, who trails only Penn State's Joe Paterno (327) on the Division I-A victory list. "That's how I feel right now."

Wallace, the senior quarterback who led Iowa State back from a 24-0 hole, scrambled 20 yards to the 1 with 4 seconds left. With the partisan Iowa State crowd of more than 55,000 roaring, he took the ball and rolled right.

But Pope and Hudson made the play. "We put the ball with the best player on our team," Iowa State coach Dan McCarney said.

If the Cyclones had won, many would have proclaimed it the biggest victory in the school's 110-year football history. Iowa State has never beaten a team ranked as high as No. 3 and has lost 30 in a row to ranked teams.

"We wanted to see if he could make something happen. If we had to do it again, we'd still put the ball in his hands," McCarney said.

Hudson said he recognized the play at once.

"As soon as I saw the fullback go in motion, I knew it was coming. They ran it before and I guess they thought they could run it again on us," he said. "I just tried to stay behind the ball. I got him inside-out. Kendyll got him outside-in and we got him stopped."

Chris Rix threw two TD passes and engineered two other first-half scoring drives as the Seminoles took charge early in the Eddie Robinson Classic.


Bryant who was just beginning to build Alabama into a national power 37 years ago when Bowden began his career at Howard, 45 miles away in Birmingham.

"He was my idol," Bowden said. "He still is. I can't believe that he's gone."

The Seminoles, who return 17 starters from an 8-4 campaign that marked Bowden's worst in 15 years, scored on both teams' initial possession and appeared en route to a rout until Wallace began stunning them with big plays.

"I thought man, this just might be our year," Bowden said. "Then the second half it was just the opposite. We couldn't stop them. We went out there and we could not do what we wanted to do to save our lives."

Adam Benike's 33-yard field goal — after



ALONZO JACKSON

10-TIME ACC CHAMPIONS



Wallace lost 15 yards on third-and-goal from the 1 — drew the Cyclones to 31-17 with 1:23 left in the third.

Then Atif Austin returned an interception 39 yards to the Florida State 25 and brought the pro-Iowa State crowd of 55,132 roaring to its feet.

Four plays later, Wallace made it 31-24 with 13:01 left when he scored on a 1-yard run as Iowa State coaches tried frantically to call a timeout.

Back came the Seminoles, with Rix hitting Anquan Boldin on a 31-yard TD pass for a 38-24 lead with 8:15 left. But Wallace needed only nine plays to drive his team 91 yards, hitting Jamaul Montgomery on a 39-yard TD pass that made it 38-31 with 5:26 left.

Wallace finished 22-of-33 for 313 yards and two touchdowns. Rix was 17-of-25 for 210.

At first, it looked easy for the Seminoles. On their first possession, Nick Maddox capped an 80-yard march with a 5-yard run.

Then three minutes later, pressured by Donnie Carter and Michael Boulware, Wallace hurried a screen pass right into the hands of defensive end Alonzo Jackson. The 250-pounder juggled the ball a moment, then rambled 48 yards into the end zone.

Another Cyclones turnover led to Rix's 2-yard TD pass to Anquan Boldin on the first play of the second period. Then Iowa State got a 54-yard kickoff return by Lance Young and two plays later, Hiawatha Rutland broke free over the middle and fled 36 yards into the end zone, making it 24-7.

Trailing 31-7 in the final minute of the half, Wallace engineered a six-play, 70-yard drive, capped by a 29-yard scoring pass to tight end Kyle Knock. It was the first career TD by the senior tight end whose father, Don, is director of football operations for the Cyclones.

On the Cyclones' second possession, Florida State's B.J. Ward blocked a 50-yard field-goal attempt. The Seminoles, with Robert Morgan getting 18 yards on a pass from Rix, drove 63 yards on 8 plays to set up Xavier Beitia's 35-yard field goal for a 17-0 lead.

On the ensuing kickoff, Ward knocked the ball loose from Bob Montgomery and Kamerion Wimbley snatched it out of the air and ran 12 yards to the 10, setting up Boldin's 2-yard TD catch.

The Seminoles went up 31-7 with 1:05 left in the half when Jones broke three tackles on a 9-yard TD run right through the middle.

SCORE BY QUARTERS

Florida State	17	14	0	7	38
Iowa State	0	14	3	14	31

FIRST QUARTER

FSU—Maddox 5 run (Beitia kick), 9:11.
FSU—ackson 48 interception return (Beitia kick), 6:29.

FSU—FG Beitia 35, 1:21.

SECOND QUARTER

FSU—Boldin 2 pass from Rix (Beitia kick), 14:54.

ISU—Rutland 36 run (Benike), 14:03.

FSU—Jones 9 run (Beitia kick), 1:05.

ISU—Knock 29 pass from Wallace (Benike kick), :09.

THIRD QUARTER

ISU—FG Benike 33, 1:23.

FOURTH QUARTER

ISU—Wallace 1 run (Benike kick), 13:01.

FSU—Boldin 31 pass from Rix (Beitia kick), 8:15.

NOTES FOLLOWING IOWA STATE GAME...

SMITH MISSES GAME

Major Billy Smith, who for 39 years has escorted FSU's head football coach at home and away games, is missing just his third game since 1964 tonight. Smith is recovering from an illness.

A FLORIDA STATE-KANSAS CITY TIE

Former Florida State baseball coach, Dick Howser, the Seminoles' first-ever baseball All-American and for whom FSU's baseball stadium is named for, was the manager for the Kansas City Royals for many years, including the 1985 season when the Royals won the World Series.

56 PLAY IN FIRST QUARTER ALONE

A total of 56 players saw action in tonight's first quarter. Five true-freshmen in all saw action in tonight's game. They are Sam McGrew, Kamerion Wimbley, Leon Washington, Torrance Washington and Brodrick Bunkley. Wimbley, who hails from Wichita, Kansas, put his name in the game statistics when recovered a fumble in the first quarter.

20 IN THE ZONE!

It was 48 yards for #48 as senior Alonzo Jackson recorded his first career interception and returned it 48 yards for the score in the first quarter. The last time FSU returned an interception for a TD was last year against Maryland (October 27, 2001), when LB Michael Boulware ran back an interception 23 yards for the score.

B.J. AND THE BLOCK... AND THE FUMBLE

Sophomore FS B.J. Ward, who made his first career start tonight, recorded his first career blocked field goal and caused his first career fumble in the first quarter.

WELCOME BACK!

On the first play of FSU's first drive vs. Iowa State, junior WR Anquan Boldin caught a 9-yard pass from Chris Rix for his first reception since the 2000 season. Senior WR Robert Morgan's 19-yard reception with 1:58 left in the first quarter was his first catch since the 2000 season as well. The last time both players, who missed last season with injuries, recorded receptions was in the 2001 Orange Bowl (Boldin 3-31; Morgan 3-21).

JUST FOR KICKS

Xavier Beitia's 35-yard field goal in the first quarter made it 12 in a row for the sophomore kicker, dating back to the Virginia game on October 20, 2001 when he missed a 42-yarder.

A BOLD ONE FOR BOLDIN

Before tonight's second quarter, the last time Anquan Boldin recorded a TD was at Wake Forest on November 11, 2000. He scored twice in that game — both in the fourth quarter.

PUTTING UP THE NUMBERS

FSU's 17 first quarter points tonight were the most points the Tribe has scored in a first quarter since the October 14, 2000 game vs. Duke when the Seminoles scored 28 points on their way to a 63-14 victory. FSU's 31 first half points are the most the Tribe has put up by halftime since last year's Wake Forest game on September 29th. The Tribe scored 42 points in the first half and won, 48-24.

ALLEN'S DEBUT

Tonight's game marks the debut of Jody Allen as FSU defensive ends coach. He replaced Jim Gladden who stepped down last spring after 27 seasons with the Seminoles.

ISU—Montgomery 39 pass from Wallace (Benike kick), 5:26.

TEAM STATISTICS

	FSU	ISU
First downs	22	23
Rushes-yards	43-239	38-130
Passing	210	313
Comp-Att-Int	17-25-1	22-33-1
Return Yards	122	182
Punts-Avg.	4-41	3-47
Fumbles-Lost	0-0	2-1
Penalties-Yards	8-81	5-34
Time of Possession	30:46	29:14

Attendance

SEARS
55,132

INDIVIDUAL STATISTICS

RUSHING—FSU: Jones 22-113, Maddox 6-57, Rix 9-33, Reid 5-30, Washington 1-6. ISU: Rutland 17-93, Wagner 8-19, Wallace 10-15, Danielsen 3-3.
PASSING—FSU: Rix 17-25-1-210. ISU: Wallace 22-33-1-313.
RECEIVING—FSU: Boldin, 7-89, Morgan 4-57, Jones 3-30, Samm 2-22, Gardner 1-12. ISU: Danielsen 6-96, Montgomery 5-78, Whitver 4-37, Rutland 4-22, Klaffke 1-31, Knock 1-29, Young 1-20.

1993 & 1999 NATIONAL CHAMPIONS

2002 SEASON



Game 2 • August 31 • Doak Campbell Stadium • Tallahassee, FL

Florida State – 40 Virginia – 19



Jared Hetzel



Brett Williams

By BRENT KALLESTAD
Associated Press Writer

TALLAHASSEE, Fla. — Florida State is taking on a new look. The pass-loving Seminoles appear to be running the ball more this season, and it paid off Saturday against Virginia.

Tailback Greg Jones ran for a career-high 173 yards Saturday as the fifth-ranked Seminoles racked up 397 yards rushing in a 40-19 victory.

"We're checking with Ohio State and Nebraska on how to do rushing notes," Florida State publicist Rob Wilson joked afterward. "We don't know how to do them."

Florida State's big, experienced offensive line lends itself to a strong ground game, and so does the 240-pound Jones and his smaller, quicker backups.

"You can mess up on a block, and he's still going to take the guy you missed three yards down the field," Florida State offensive tackle Brett Williams said of Jones. "You pound them with Greg, and then bring in the fast guys."

Jones, who has surpassed 100 yards in four

straight games, scored two touchdowns and averaged more than eight yards a carry.

"Size, strength and speed," Virginia coach Al Groh said when asked to describe him.

Bowden said Jones is just getting started. "It's all in front of him," Bowden said. "He's just learning how to change direction, dance around a little."


Jones' 173 yards were the most by a Florida State back since 1996, when Warrick Dunn gained 185 yards against Florida.

The Seminoles (2-0, 1-0 ACC) dropped from No. 3 after narrowly defeating Iowa State last week, but they jumped to a 33-0 lead Saturday. And it could've been worse.

Florida State blew two other scoring opportunities inside Virginia's 2-yard line during the final three minutes of the first half. The Seminoles lost a fumble at the 1, and Chris Rix was intercepted in the end zone as the half ended.

For the first time in his 14-game career, Rix did not throw a touchdown pass. He had 117 yards and was intercepted twice.

Virginia's Matt Schaub, who completed 19 of



GREG JONES

10-TIME ACC CHAMPIONS



25 passes for 247 yards, threw three fourth-quarter touchdowns to make the score respectable for the Cavaliers (0-2, 0-1).

"There have been a lot of teams that came into this place that when the score was 33-0 it finished up 68-3," Groh said.

Last week, Florida State blew a pair of 24-point leads in a 38-31 victory over Iowa State. The Seminoles, who have a week off before playing at Maryland, also gained more yards on the ground than in the air against the Cyclones.

Bowden recorded his 325th career coaching victory, leaving him three behind all-time leader Penn State's Joe Paterno, who also won Saturday.

Florida State has won all 11 of its league openers since joining the ACC in 1992, while Virginia had won its four previous league openers.

In the inaugural game of the ACC's 50th anniversary season, Virginia scored its first touchdown on an 11-yard pass from Schaub to Heath Miller with 13:43 left. Patrick Estes added a 9-yard TD catch with 4:21 to go and Ottawa Anderson caught a 4-yard touchdown pass with 24 seconds left.

Freshman Marques Hagans started the game for Virginia but was ineffective, completing only 1 pass in 7 attempts for 4 yards.

Florida State's special teams got the scoring started midway through the first quarter when Jared Hetzel broke free to block a punt through the end zone for a safety.

After the free kick, Florida State went 60 yards in nine plays, scoring on a 4-yard run by freshman fullback Torrance Washington for a 9-0 lead 12 minutes into the game.

Jones' 19-yard TD run and a 1-yard sneak by Rix closed out Florida State's first-half scoring.

Jones scored his second touchdown in the third quarter and Xavier Beitia added a 42-yard field goal before third-team tailback Willie Reid completed the Florida State scoring on a 5-yard run with 6:40 left in the game.

SCORE BY QUARTERS

Virginia	0	0	0	19	19
Florida State	9	14	10	7	40

FIRST QUARTER

FSU—Safety, Hetzel blocked punt out of the end zone, 8:01.

FSU—T.Washington 4 run (Beitia kick), 3:20.

SECOND QUARTER

FSU—G.Jones 19 run (Beitia kick), 10:38.

FSU—Rix 1 run (Beitia kick), 7:46.

THIRD QUARTER

FSU—G.Jones 5 run (Beitia kick), 11:35.

FSU—FG Beitia 42, 3:25.

FOURTH QUARTER

UVA—H.Miller 11 pass from Schaub (B. Smith kick), 13:43.

FSU—Reid 5 run (Beitia kick), 6:40.

UVA—Estes 9 pass from Schaub (kick failed), 4:21.

UVA—Anderson 4 pass from Schaub (kick failed), :24.

TEAM STATISTICS

	UVA	FSU
First downs	16	27
Rushes-yards	33-62	60-397
Passing	251	157
Comp-Att-Int	20-32-0	14-23-2
Return Yards	39	91
Punts-Avg.	8-32.3	4-45.3
Fumbles-Lost	5-3	3-2
Penalties-Yards	5-38	13-113

NOTES FOLLOWING VIRGINIA GAME...

WISDOM FROM THOSE BEFORE

Former Seminole greats Peter Boulware and Warrick Dunn spoke to the team before today's game. Former Seminole Chris Hope is also in attendance on the sideline today.

HETZEL AGAINST THE CAVS

Senior Jared Hetzel, a former walk-on who was awarded a scholarship this season, blocked a punt in today's first quarter which resulted in a safety. He also had a big game last year vs. the Cavs. In the first action of his Seminole career, Hetzel had three tackles and recorded his first career fumble recovery. He had two fumble recoveries on the year.

THE LAST TIME...

FSU recorded a safety in today's first quarter. The last time the Seminoles recorded a safety was against North Carolina last season on September 22, 2001 when the ball was snapped out of the end zone.

GROUND ATTACK

The Seminoles seem to have their ground attack going. By half time in last week's game, FSU had 150 yards rushing. Today, the Seminoles have 196. After rushing for 131 first half yards last year vs. UVA, the Tribe went on to record a season-high 303 yards rushing for the game.

FIRST CAREER START

Sophomore Alex Barron recorded his first career start in today's game. The Orangeburg, S.C., native started at split tackle due to the injury to tight tackle Ray Willis. Brett Williams, the regular starter at split tackle, moved to tight tackle for this game.

KEEPING UP WITH THE JONESES

With 76 rushing yards so far today, junior tailback Greg Jones has recorded his career-high rushing total for a first half. His previous best first half total was 70 yards vs. NC State last year. His career-high rushing mark for a game is 160 yards vs. Clemson last year. Jones has recorded five, 100-yard rushing games in his career.

FIRST HALF SHUTOUT

The last time FSU shut out a team in the first half was last year vs. UAB on September 8th which, like this season, was the second game of the season and the first home game. The Tribe had a 13-0 lead at the half against UAB last year and went on to win 29-7.

JONES HAS CAREER DAY

With a career-high 173 yards on 21 carries, junior tailback Greg Jones recorded his sixth career 100-yard game. His previous career high was 160 yards on 17 carries last year vs. Clemson on November 3, 2001. He also had the second two-touchdown game of his career. The first came against Wake Forest last year on Sept. 29, 2001 when he had nine carries for 43 yards and two scores.

MORE RUSHING THAN PASSING

FSU has recorded more rushing yards than passing yards in both games this season. Last week vs. Iowa State, the Tribe had 239 rushing yards and 210 passing yards. Today, FSU had 363 rushing yards and 138 passing yards. FSU did that just three times last season — against Duke, Wake Forest and Virginia — all wins.

ANOTHER LAST TIME...

The last time FSU passed for under 200 yards and won the game was in the season-opener against Duke last season. The Seminoles won that game 55-13 while passing for 189 yards.

Time of Possession	26:03	33:58
Attendance		79,406

INDIVIDUAL STATISTICS

RUSHING—UVA: Lundy 13-20, M. Johnson 5-19, Weeks 2-19, Hagans 7-14, Pearman 2-3, Schaub 2-(minus 11), team 2-(minus 2). **FSU:** Jones 21-173, Maddox 7-61, Rix 11-58, Reid 9-51, Boldin 1-17, L. Washington 1-17, Clayton 3-13, T.Washington 2-7, Selvidio 1-4, Gardner 1-0, McPherson

3-(minus 4). **PASSING—UVA:** Schaub 19-25-0-247, Hagans 1-7-0-4. **FSU:** Rix 10-18-2-117, McPherson 4-5-0-40. **RECEIVING—UVA:** McMullen 5-101, Lundy 3-36, Anderson 3-21, McGrew 2-26, M.Johnson 2-17, Estes 2-10, Sawyer 1-16, Weeks 1-13, H.Miller 1-11. **FSU:** Reid 4-35, Maddox 3-20, P.K. Sam 2-25, Thorpe 2-20, Boldin 1-24, T.Smith 1-19, G.Jones 1-14.

2002 SEASON

47 First Season
50 First Game at Doak Campbell Stadium

'64 Blemkoff First Consensus All-American
'76 Bowden Era Begins

Game 3 • September 14 • Byrd Stadium • College Park, MD

Florida State – 37 Maryland – 10



Xavier Beitia



Bryant McFadden

By DAVID GINSBURG
AP Sports Writer

COLLEGE PARK, Md. — Step One in Florida State's effort to regain the Atlantic Coast Conference championship is complete.

Chris Rix threw two touchdown passes and ran for another score as the fifth-ranked Seminoles took a 30-point halftime lead and rolled past Maryland 37-10 Saturday night.

After having their nine-year run as ACC champions halted by Maryland last season, the Seminoles (3-0, 2-0) re-established their superiority in authoritative fashion.

"Even though they didn't beat us, they earned the ACC title and we want that back," Rix said. "Obviously we had to go through them, being the defending champion. It's definitely a good feeling to get the win here."

Turning three turnovers into touchdowns,

Florida State went up 30-0 at halftime and improved to 13-0 against Maryland (1-2, 0-1). Since joining the ACC in 1992, the Seminoles have won 11 straight over the Terrapins by an average score of 50-15.

This one was sweeter than most. "One thing I have never done is talk about paybacks or getting even, because it always comes back and works against you," Florida State coach Bobby Bowden said. "I never talked to our team about that. But there's no doubt about it, we lost a little of our mystique last year and we'd like to get it back."

Unlike last year, when the Seminoles fell behind 14-0 and needed a late surge to beat the Terrapins, this one was decided when Florida State scored 24 points in the second quarter.

Rix followed a Terrapins fumble with a 19-yard touchdown pass to Anquan Boldin to make it 13-0. The quarterback also scored from the 1 after a Florida State interception, and 31 seconds later Rix hit Talman Gardner with a 56-yard touchdown pass following a Maryland fumble.

"It doesn't take a rocket scientist to figure out that you can't turn the ball over against Florida State and expect to win," Terrapins coach Ralph Friedgen said.

Maryland finally got a field goal in the third quarter, but by that time the crowd of 51,758 had thinned considerably.

"I'm disappointed that we don't play our best against a team that is as talented as Florida State," Friedgen said. "I'm waiting for us to be able to punch through that barrier right now."

Rix went 13-of-25 for 227 yards, leaving after absorbing a hard hit in the fourth quarter. Greg Jones ran for 106 yards and a touchdown, and Gardner had four catches for 109 yards.

Maryland's Scott McBrien was 14-of-26 for 187 yards and two interceptions. Backup Chris Kelley also threw two interceptions, giving the Terrapins six turnovers in the game.

On the game's first play from scrimmage, Maryland fullback Chad Killian thrilled the crowd by taking a short pass 39 yards to the Florida State 41. The Terrapins got to the 21, but B.J. Ward blocked a field-goal try — the first indication that it wasn't going to be Maryland's night.

The Seminoles then moved 45 yards in 11 plays before Xavier Beitia kicked a 45-yard field goal.

A torrential downpour began during the Terrapins' next series, a three-and-out. Beitia followed with a field goal for a 6-0 lead.

The rain let up late in the first quarter, but the Seminoles did not. After Maryland's Mario Merrills lost a fumble on the final play of the period, Boldin made a fingertip grab in the end zone to make it 13-0.

Minutes later, Maryland made its most costly mistake of the night. Chris Downs burst over left tackle on a 61-yard TD run, but the score was called back because of an illegal block.

"The touchdown that was called back was really crucial because we were right back in the game at a really competitive time. Not only did we not get points out of it, but it killed the drive for us," Friedgen said.

The Terrapins then punted, and Rix took the Seminoles from their own 1 to the Maryland 9 before Beitia added another field goal.

On the first play after the kickoff, Florida State's Rufus Brown returned an interception 33 yards to the Maryland 4, setting up a fourth-down run by Rix for a 23-0 lead.

Downs lost a fumble on the Terrapins' next series, and Rix hit Gardner for a score on the first play.

Game over. "This was an important win for us," Boldin said. "They had something that we wanted. They won the ACC championship last year, and we wanted to come out tonight and take it back."

SCORE BY QUARTERS

Florida State	6	24	0	7	37
Maryland	0	0	3	7	10

FIRST QUARTER

FSU—FG Beitia 45, 8:18.
FSU—FG Beitia 23, 1:51.

SECOND QUARTER

FSU—Boldin 19 pass from Rix (Beitia kick), 13:27.
FSU—FG Beitia 26, 4:28.
FSU—Rix 1 run (Beitia kick), 2:10.
FSU—Gardner 56 pass from Rix (Beitia kick), 1:39.

THIRD QUARTER


MD—FG Novak 44, 4:23.

FOURTH QUARTER

MD—Downs 6 run (Novak kick), 7:27.
FSU—Jones 10 run (Beitia kick), 6:15.

TEAM STATISTICS

	FSU	MD
First downs	20	15



CHRIS RIX

10-TIME ACC CHAMPIONS



NOTES FOLLOWING MARYLAND GAME...

TEN HUT

A couple of former Seminole football players may be in a different uniform tonight at the game. Former quarterback Kirk Coker (1984-85) and fullback John Merma (1988) are getting a rare chance to see their team in person. Both are now majors in the Marine Corps and are stationed at nearby Quantico.

MARYLAND'S GUY IS A NOLE

Maryland's Governor, Paris Glendening, is a graduate of Florida State University and he visited with FSU head coach Bobby Bowden at the team hotel this morning.

BLOCKING B.J.

Sophomore B.J. Ward recorded his second blocked kick of the season when he broke through and batted down a Nick Novak field goal attempt in the first quarter. Ward was also credited with the recovery. He also blocked a field goal attempt by Iowa State's Tony York in Florida State's season opening victory over Iowa State.

BEITIA'S LONGEST FIELD GOAL OF THE SEASON

Sophomore Xavier Beitia connected on a 44-yard field in the first quarter to give Florida State a 3-0 lead. It was the longest field goal of the season for Beitia and the third longest of his career. He kicked field goals of 50 and 47 yards in Florida State's Gator Bowl victory over Virginia Tech Jan. 1, 2002.

MADDOX BEHIND CENTER

Senior tailback Nick Maddox lined up as Florida State's quarterback on the first play of Florida State's second drive in the first quarter. He lined up in a shotgun formation and gained two yards on a rushing play. He has now played at the running back, wide receiver, punt return, kickoff return and quarterback positions during his Seminole career.

BOLDIN FINDS THE ENDZONE

Junior Anquan Boldin caught his third touchdown pass of the season on a 19-yard play to put the Seminoles up 13-0 in the second quarter. It was Boldin's team-leading third touchdown of the season. Boldin now has nine career touchdown receptions.

BEITIA TIES CAREER HIGH

Xavier Beitia's 26-yard field goal with 4:38 remaining in the second quarter gave him three for the game and tied his career-high for a single game. He also made three against UAB (Sept. 7, 2001), Virginia (Oct. 20, 2001) and Virginia Tech (Jan. 1, 2002).

FIRST HALF SHUTOUT FOR SEMINOLE DEFENSE

Florida State's first half shutout was the second consecutive for the Seminoles' defense. Florida State held Virginia scoreless in the first half of its 40-19 win on August 31st. The Seminoles' defense has allowed only 14 first half points in three games this season.

POPE WITH THE STICKY FINGERS

Junior linebacker Kendyll Pope recorded his fourth career interception in the second quarter. He had two interceptions as a sophomore and one as a freshman.

RIX GOES OVER 200 YARDS AGAIN

Sophomore quarterback Chris Rix threw for 227 yards marking the second time (in three games) this season and the 11th time (in 14 career games) that he has passed for 200 yards or more in a game. He has also now thrown for at least one touchdown in 13 of his 14 career games.

WALKER SEES ACTION FOR FIRST TIME

Sophomore Fabian Walker was inserted into the lineup with 6:50 remaining in the game. It marked the first time he had seen action as a Seminole. His 39-yard completion to Craphonso Thorpe in the fourth quarter was the first of his FSU career.

JONES OVER THE CENTURY MARK

Junior tailback Greg Jones recorded 21 carries for 106 yards and one touchdown. It marks the third consecutive game this season he has rushed for at least 100 yards and brings his season total to 392 yards on 64 carries for a 6.1 yards per carry average.

McFADDEN GAINS FIRST (AND SECOND) CAREER INTERCEPTION

Sophomore cornerback Bryant McFadden intercepted the first pass of his career during the fourth quarter of tonight's game. McFadden was also credited with an interception of a Chris Kelley pass to end the game.

FOUR INTERCEPTIONS

Florida State's defense was credited with four interceptions against Maryland tonight. It marked the most interceptions by the Florida State defense since the Seminoles had six in a 24-7 victory over NC State September 12, 1998.

Rushes-yards	43-169	28-57
Passing	266	241
Comp-Att-Int	14-27-0	20-37-4
Return Yards	140	87
Punts-Avg.	5-38	6-48
Fumbles-Lost	4-2	2-2
Penalties-Yards	10-71	7-65
Time of Possession	31:58	28:02
Attendance		51,758

INDIVIDUAL STATISTICS

RUSHING—FSU: Jones 21-106, Rix 9-23, Maddox 6-17, Reid 1-12, Walker 2-7, Clayton 1-5, L.Washington 1-1, T.Washington 1-0, team 1-(minus 2). MD: Downs 12-50, Merrills 4-11, McBrien 4-3, Lynch 1-0, Suter 1-(minus 2), Kelley 6-(minus 5).
PASSING—FSU: Rix 13-25-0-227, Walker 1-

1-0-39, Maddox 0-1-0-0. MD: McBrien 14-26-2-187, Kelley 6-11-2-54.
RECEIVING—FSU: Boldin 5-91, Gardner 4-109, Thorpe 1-39, Sam 1-14, Hughes 1-8, Maddox 1-4, Reid 1-1. MD: Monroe 5-53, Downs 5-33, Parson 2-40, Suter 2-28, Killian 1-39, Dugan 1-25, Harrison 1-12, Williams 1-5, Merrills 1-4, Lynch 1-2.

1993 & 1999 NATIONAL CHAMPIONS

USA TODAY'S
 COLLEGE FOOTBALL
 CHAMPIONSHIP POLL

2002 SEASON

First Game at Doak Campbell Stadium
 50
 47 First Season




'64
 Hienkoff First Consensus All-American



Bowden '76 Era Begins

Game 4 • September 21 • Doak Campbell Stadium • Tallahassee, FL

Florida State – 48 Duke – 17



P.K. Sam

B.J. Ward

By BRENT KALLESTAD
 Associated Press Writer

TALLAHASSEE, Fla. (AP) — Duke played Florida State even for about 20 minutes Saturday. Then it got ugly.

Chris Rix threw two touchdown passes during Florida State's 21-point burst in the second quarter, helping the fifth-ranked Seminoles break open a tight game on the way to a 48-17 victory.

Florida State (4-0, 3-0 ACC) ignored its running game to work on its passing attack, throwing for 404 of its 510 yards. The Seminoles led 45-3 at one point.

"We had a feeling that we could come out and be able to sling it around a little bit," said

Florida State's Anquan Boldin, who caught seven passes for 110 yards and a touchdown.

Three Florida State quarterbacks combined to throw to 10 different receivers for 404 yards and four touchdowns.

"The passing game was really clicking," said Rix, who threw for 244 yards in his shortest stint in 16 starts. "They were probably more concerned about the run and we took advantage of that."

Duke (1-3, 0-1 ACC) outgained the 'Noles in the opening quarter and tied the game at 3-all two minutes into the second period, on a 23-yard field goal by Brent Garber. But that was it for the Blue Devils, who have lost 18 straight conference games and are winless in 11 tries against the Seminoles.

"We had a problem defending their wide receivers," Duke coach Carl Franks said. "They're great athletes and made some big plays."

Rix's backup, Adrian McPherson, played most of the second half and threw for two more TDs as coach Bobby Bowden got many of his young reserves some extended playing time. Bowden got his 327th career victory, second only to Penn State's Joe Paterno (330).

It ended up being an unusually eventful night for the 72-year-old Bowden, who was bowled over on the sidelines by Duke tight end Calen Powell. The 235-pound Powell crashed into an official after being pushed out of bounds, and the official then knocked over Bowden, who got up quickly with a grin on his face.

"I haven't take a hit like that since college," Bowden said. "It wasn't a glancing blow. The guy nailed me, and it still didn't hurt."

Powell said he didn't realize that it was Bowden who ended up on the end of the collision.

"I remember I hit a ref and someone," he

said. "I really didn't know who it was."

Florida State's Greg Jones, who had five straight games of more than 100 yards rushing, had just 44 yards.

Duke scored the game's final two touchdowns — on passes from Chris Dapolito to Santerrio Landrum and Lance Johnson — to make the final margin more respectable.

Bowden was delighted he could play so many of his youngsters, and he praised his starting quarterback.

"Rix played one of his best games," Bowden said. "He is still learning. What do you expect from a kid who is still only a sophomore?"

After the early tie game, Florida State ran off 42 straight points. Rix, who threw for 180 yards in the first half, threw a pair of 14-yard touchdown passes — to Talman Gardner and Robert Morgan — to make it 17-3.

Florida State's freshmen then got into the act. Fullback Torrance Washington's 3-yard touchdown run with 2:54 left gave Florida State a 24-3 halftime lead. That score was set up by freshman Leon Washington's 32-yard punt return.

The Seminoles built the lead to 31-7 when Leon Washington pounced on a botched punt in the end zone. The ball glanced off Duke's John Paul Kimbrough, who was not trying to field it while standing on his 1-yard line.

Rix left the game after the first series of the third quarter, having completed 16 of 22 passes for 244 yards.

Duke's Alex Wade gained 114 yards on 25 carries.

SCORE BY QUARTERS

Duke	0	3	0	14	17
Florida State	3	21	14	10	48

FIRST QUARTER

FSU-FG Beitia 37, 2:35

SECOND QUARTER

DU-FG Garber 23, 12:58

FSU-Morgan 14 pass from Rix (Beitia kick), 8:56

FSU-Gardner 14 pass from Rix (Beitia kick), 6:12

FSU-T. Washington 3 run (Beitia kick), 2:54

THIRD QUARTER

FSU-L. Washington recovered muffed punt in end zone (Beitia kick), 9:02

FSU-Thorppe 17 pass from McPherson (Beitia kick), 1:30


FOURTH QUARTER

FSU-Boldin 11 pass from McPherson (Beitia kick), 14:17

DU-Landrum 4 from Dapolito (Garber kick), 11:40

FSU-FG Beitia 46, 6:41

DU-Johnson 26 pass from Dapolito (Garber kick), 1:12



HENDYLL POPE



NOTES FOLLOWING DUKE GAME...

BJ AND THE BLOCK PART III

Florida State has recorded four blocked kicks this season, including one in each game, and sophomore safety B.J. Ward is responsible for three of them. Ward, who blocked a Duke field goal attempt in tonight's first quarter, blocked a field goal attempt in the Iowa State and Maryland games as well.

FIRST QUARTER SHUTOUT

The Seminoles have held their opponents scoreless in the first quarter in each of their first four games this season. In the first four games last season, not only did three FSU opponents score, but FSU trailed after one quarter in two games.

RETURN MEN

Sophomore Craphonso Thorpe returned a kickoff of 38 yards in the second quarter to mark his longest of the season. Freshman Leon Washington recorded a 32-yard punt return in the second quarter, also his longest of the season.

THREE TRUE QB'S

Quarterbacks Chris Rix, Adrian McPherson and Fabian Walker each took snaps in tonight's first half. The last time FSU played three true quarterbacks in one game was vs. Maryland on November 13, 1999. Chris Weinke, Marcus Outzen and Jared Jones all saw action in the 49-10 win. That was a Parents Weekend game as well.

IN THE HOUSE

Tonight's attendance of 82,397 ranks as the sixth largest crowd at Doak Campbell Stadium. It's also the largest home crowd to see a Duke game, surpassing the 2000 crowd of 80,280.

THE LAST TIME HE SCORED

The last time senior Robert Morgan, who missed all of last year due to injury, scored a touchdown was two seasons ago vs. Duke on October 14, 2000. Morgan had four catches for 98 yards in that 63-14 victory.

BIG IN THE SECOND QUARTER

FSU is averaging its most points in the second quarter this season. Heading into tonight's game, the Seminoles have tallied 52 second quarter points for an average of 17.3 points per game. The Tribe scored 21 points in tonight's second quarter.

Average points per quarter, heading into tonight's game: 1st: 10.7; 2nd 17.3; 3rd 3.3; 4th 7.0.

DEVILS RUSH IT

Duke became the first opponent this season to record over 100 rushing yards in the first half and to out-rush the Seminoles in the first half. Through the first three games, the FSU defense has only allowed an average of 83.0 yards of rushing per game. Duke had 104 yards rushing in tonight's first half. The most rushing yards the FSU defense had allowed in the first half this season was in the Iowa State game when the Cyclones had 50.

QUICK HITS...

This is the second consecutive game that the Seminoles have not had to punt in the first half.

FSU has recorded more total yards of offense than its opponents in the first half of every game this season.

FSU has not trailed in a game this season.

FSU has had only one penalty for 15 yards in tonight's game. It's the least amount of penalties in a first half this season. ISU (5-52), UVA (8-59), MD (7-50).

EARLY EXIT

Starting QB Chris Rix played in just the first half tonight, making it his earliest exit in a game since becoming FSU's starter in 2001. Last year at Virginia, Rix played the first three quarters before being relieved in the fourth quarter.

BOLDIN IS GOLDEN

Anquan Boldin recorded a career-high 110 yards on seven catches and had one touchdown. His previous high was 108 yards on six receptions for two touchdowns vs. Miami on October 7, 2000. His seven catches ties his career high as he had seven receptions in the UF game in 2000. Boldin now has three career 100-yard games (3 catches for 100 yards vs. Ga. Tech on September 9, 2000 is the other).

PK DOES OK

Sophomore P.K. Sam recorded a career-high seven catches for a career-high 96 yards in tonight's game. His previous high was three catches for 58 yards against Georgia Tech last season. He now has 12 receptions on the year after having 11 total last season.

THE MOST SINCE

FSU's 48 points tonight is the most the Seminoles have scored in a game since last year's 52-31 win over Maryland on October 27, 2001.

TEAM STATISTICS

	DU	FSU
First downs	16	30
Rushes-yards	35-147	32-113
Passing	239	404
Comp-Att-Int	16-32-1	29-44-0
Return Yards	(-1)	47
Punts-Avg.	5-37	1-41
Fumbles-Lost	1-1	2-1
Penalties-Yards	7-50	2-19
Time of Possession	28:55	31:05

Attendance

82,397

INDIVIDUAL STATISTICS

RUSHING-DU: Wade 25-114, Landrum 2-15, Dapolito 3-13, Ruff 2-10, Elliot 1-9, A.Smith 2-(minus 14). **FSU:** Jones 9-44, Reid 5-35, McPherson 5-21, T.Washington 2-8, L.Washington 2-3, Clayton 1-3, Rix 5-2, Walker 1-(minus 1), Maddox 2-(minus 2).
PASSING-DU: Smith 11-18-0-124,

Dapolito 5-14-1-115. **FSU:** Rix 16-22-0-244, McPherson 9-15-0-125, Walker 4-7-0-35.

RECEIVING-DU: Landrum 5-34, Roland 3-54, Powell 2-59, Love 2-22, Elliott 1-30, L.Johnson 1-26, Novak 1-8, Wade 1-6. **FSU:** Boldin 7-110, Sam 7-96, Thorpe 3-70, Morgan 3-29, Gardner 2-45, T.Smith 2-24, L.Washington 2-7, Maddox 1-11, Clayton 1-7, Jones 1-5.


2002 SEASON

47 First Season
50 First Game at Doak Campbell Stadium



Game 5 • September 26 • Papa John's Cardinal Stadium • Louisville, KY

Florida State – 20 Louisville – 26



Jerome Carter

Talman Gardner

By CHRIS DUNCAN
AP Sports Writer

LOUISVILLE, Ky. — Florida State coach Bobby Bowden worried for months about playing Louisville. It turned out his fears were warranted.

Henry Miller ran 25 yards for a touchdown

on the second play of overtime as Louisville upset the fourth-ranked Seminoles 26-20 in a steady downpour Thursday night.

"They were better than we were," said Bowden, who was denied his 328th career victory. "Before the season, I was very concerned about this game because they were playing as good as anybody last season."

Anthony Floyd intercepted a pass by Chris Rix near the goal line a play earlier to set up Miller's run.

The Seminoles (4-1) were the highest-ranked team to play in the 4-year-old Papa John's Cardinal Stadium, and Bowden knew the game would be tough.

"We came in here 4-0, but they could have been 4-0 just as easily," Bowden said.

Florida State was playing its first overtime game and lost to an unranked team for the second time in two seasons. North Carolina State beat the Seminoles 34-28 last year.

"It's kind of like playing golf — you come to the last hole even and then you hit your drive out of bounds," Bowden said.

The Cardinals (3-2) spilled onto the field after finishing one of the biggest wins in school history. Most of the rain-soaked crowd of 38,109 followed them and carried off the goal posts behind each end zone.

"To have these guys come to our house was big," Louisville coach John L. Smith said. "To beat them was even bigger."

Dave Ragone's 1-yard touchdown pass to Damien Dorsey tied it at 20-20 for Louisville with 11:37 left. Neither team threatened to score again in the fourth quarter.

The Cardinals won the coin toss, but chose to play defense first in overtime.

Remnants of Tropical Storm Isidore soaked Louisville throughout the day and the showers never subsided after the game began. Most of the crowd stayed until the end.

"We fed off an unbelievable crowd in a torrential downpour," Ragone said. "They started ripping down the goal posts, ripping off my helmet, ripping off everything."

The Cardinals trailed 13-6 at halftime, finishing the first half with more penalties (eight) than first downs (six) — and more penalty yards (100) than total yards (77).


Ragone, 2-of-8 in the first half, finished a seven-play, 51-yard drive in the third quarter with one of his best throws of the night — a 30-yard touchdown pass down the sideline to Joshua Tinch with 4:05 left.

Talman Gardner's 21-yard touchdown catch was his fourth reception of the drive and temporarily silenced the crowd.

A holding penalty nullified a 43-yard touchdown pass from Ragone to Dorsey early in the fourth quarter. Unfazed, Ragone found Tinch for 23 yards on the next play. Two passes to running back T.J. Patterson drove the Cardinals to the Seminoles 2.



ALONZO JACKSON



A penalty on Florida State moved the ball to the 1 and Ragone rolled right and found Dorsey for the tying touchdown.

Ragone finished 15-for-27 for 182 yards and two touchdowns. He also rushed for 43 yards.

"I couldn't take him down enough," Florida State defensive end Alonzo Jackson said. "He's a great player. We just couldn't contain him enough. We had opportunities to make plays that would've enabled us to win and we just couldn't do it."

The Seminoles gave up their first first-quarter points of the season on a 45-yard field goal by Nate Smith 1:42 into the game.

Florida State trailed for the first time this season, but weren't behind for long. A 33-yard pass from receiver Anquan Boldin to Gardner set up Xavier Beitia's 40-yard field goal with 10:21 left in the opening quarter.

Louisville linebacker James Greene blocked Chance Gwaltney's punt and gave Louisville its initial first-and-goal at the Seminoles 2.

Florida State's defense stuffed three Louisville runs before linebacker Jerel Hudson intercepted a pass by Ragone at the goal line.

A personal foul on Louisville cornerback Laroni Gallishaw kept alive Florida State's first touchdown drive early in the second quarter. Rix found Gardner on a slant route for a 23-yard touchdown with 11:08 left.

The Cardinals drove to the Florida State 2 again on their ensuing drive. But a delay of game penalty and Jackson's sack of Ragone pushed Louisville back to the 16. The Cardinals settled for a 26-yard field goal by Smith.

A personal foul on Dewayne White and a pass interference call on Gallishaw aided Florida State on its closing drive of the first half. Beitia kicked a 20-yard field goal as time expired.

The Seminoles, fourth in the nation in scoring defense coming into the game, had only 335 yards. Rix finished 14-of-33 for 173 yards with an interception.

Dontay Spillman, Louisville's leading receiver this season with 19 catches for 352 yards, did not play. He was suspended for disciplinary reasons by Smith.

SCORE BY QUARTERS

Florida State	3	10	7	0	0	20
Louisville	3	3	7	7	0	26

FIRST QUARTER

UL-FG Smith 45, 13:18.

FSU-FG Beitia 40, 10:21.

SECOND QUARTER

FSU-Gardner 23 pass from Rix (Beitia kick), 11:08

UL-FG Smith 26, 4:30

FSU-FG Beitia 20, :00.

THIRD QUARTER

UL-Tinch 30 pass from Ragone (Smith kick), 4:05.

FSU-Gardner 21 pass from Rix (Beitia kick), :21.

FOURTH QUARTER

UL-Dorsey 1 pass from Ragone (Smith kick), 11:37.

OVERTIME

UL-Miller 25 run.

TEAM STATISTICS

	FSU	UL
First downs	20	20
Rushes-yards	32-129	39-121
Passing	206	182

NOTES FOLLOWING LOUISVILLE GAME...

THE FIRST TIME

Louisville's field goal at the 13:18 mark of the first quarter marked the first time this season that Florida State has trailed in a game. It's also the first time this year a Seminole opponent has scored in the first quarter.

DOCKETT JUST ONE AWAY

With one tackle for loss in tonight's first half, Darnell Dockett now has 43 in his career, putting him just one away from FSU's all-time leader Ron Simmons (1977-80), who had 44 in his career.

TORRANCE IS TOPS

Freshman Torrance Washington's 21-yard carry was the longest carry for a Seminole fullback this season.

HUDSON AT THE GOAL LINE

Jerel Hudson's interception on fourth and goal in the first quarter was the senior's second stop at the goal line this season. Hudson and teammate Kendyll Pope were responsible for the stop on the last play of the Iowa State game which preserved the FSU win. The interception was Hudson's second of his career. His first came against BYU in the 2000 season, which was returned 30 yards.

FEWEST POINTS IN THE FIRST

Florida State's 13 first half points marked the lowest point total for the Seminoles this season. With 31 vs. Iowa State, 23 vs. Virginia, 30 vs. Maryland and 24 vs. Duke, coming into tonight's game, FSU averaged 27 points in the first half.

SACK ATTACK

Florida State's defense recorded a season-high four sacks in the first half. FSU's previous high was three in the first half vs. Maryland. The Seminoles, who now have 13 sacks on the year, are led by senior Alonzo Jackson's four, including his three tonight.

NO TOUCHDOWNS ALLOWED

Including tonight's game, the Florida State defense has not allowed a first half touchdown since the Iowa State game. Since the Cyclones scored two touchdowns in the second quarter of the season-opener, FSU has had two first half shutouts (Virginia and Maryland) and held Duke to just one field goal.

TALMAN TIMES TWO

Wide receiver Talman Gardner's two touchdowns tonight marks the fourth time in his career, and first time this season, that the senior has recorded two or more scores in a game. Gardner's career-high is three touchdowns vs. Maryland last year.

TOO MUCH TALMAN

With 130 yards tonight, Talman Gardner recorded his fourth career 100-yard game and second of the season. His career-high in yardage is 140 vs. Maryland last year. After totaling just seven catches on the year coming into tonight's game, Gardner also set a career-high with eight receptions. His previous career-high in receptions was six against both Maryland and Clemson last year.

OVERTIME GAMES

Tonight's game was FSU's first-ever overtime game.

JACKSON'S SACKS

Senior Alonzo Jackson recorded four sacks in tonight's game, coming up one short of FSU's single game record. Daryl Bush (1997), Willie Jones (1978) and Ron Simmons (1977) share the school record of five. Jackson now has seven on the season and 17 in his career.

Comp-Att-Int	15-34-1	15-27-1
Return Yards	96	201
Punts-Avg.	8-34.1	7-35.6
Fumbles-Lost	0-0	2-0
Penalties-Yards	9-79	10-120
Time of Possession	28:36	31:04
Attendance		38,109

INDIVIDUAL STATISTICS

RUSHING-FSU: Maddox 7-59, Jones 13-32,

Washington 1-20, Boldin 1-9, Rix 10-9.
UL: Miller 11-52, Ragone 21-43, Patterson 6-15, Haskins 1-11.

PASSING-FSU: Rix 14-33-1-173, Boldin 1-1-0-33. UL: Ragone 15-27-1-182.

RECEIVING-FSU: Gardner 8-130, Boldin 4-62, Morgan 1-9, Sam 1-5, Jones 1-0. UL: Tinch 4-93, Dorsey 3-20, Patterson 2-18, Ghent 2-18, Haskins 1-12, Russell 1-9, Glenn 1-6, Clark 1-6.

2002 SEASON


47 First Season
50 First Game at Doak Campbell Stadium



Blenkoff First
'64 Consensus All-American
'76 Bowden Era Begins

Game 6 • October 3 • Doak Campbell Stadium • Tallahassee, FL

Florida State – 48 Clemson – 31



Rufus Brown

Greg Jones

BRENT KALLESTAD

Associated Press Writer

TALLAHASSEE, Fla. — Bobby Bowden defeated his son one more time Thursday night and said this time it hurt.

"I had to win the stinking game and I had to whip him to do it," Bowden said after No. 11 Florida State beat son Tommy's Clemson Tigers 48-31. "It's not fun when you whip your son. (But) I didn't tell him to get into coaching."

The 72-year-old Bowden has won 328 games, including four straight over his 48-year-old son. The 328 wins are two fewer than all-time leader Joe Paterno of Penn State.

The Seminoles (5-1, 4-0 Atlantic Coast Conference) showed little confidence in their passing game and benched sophomore quarterback Chris Rix for most of the second quarter, capitalizing on four Clemson turnovers and a punishing ground game for the victory.

And their schedule gets tougher with No. 1 Miami next on Oct. 12.

"From what I see, it's Miami and the rest of the world," Bowden said. "We're not at that level yet."

But he was glad to bounce back from last week's 26-20 defeat at Louisville.

"Clemson is playing with a lot of confidence and enthusiasm," Bobby Bowden said. "They scared us."

Greg Jones ran for three touchdowns, breaking eight tackles on the final one, and set up a fourth with a long run that helped the Seminoles take a 28-24 halftime lead.

"I was just wanted to play good against the home team," said Jones, who is from South Carolina and visited many of his former high school acquaintances in the Clemson locker room after

the game.

"I don't know how many tackles I broke," Jones said. "I was just trying to make it look good."

The Seminoles took advantage of poor special teams play by Clemson (3-2, 1-1) to take the lead at halftime. They took control behind Jones and a punishing running game in the second half.

Jones, who gained 160 yards last year at Clemson, finished with 165 yards on 22 carries to give the Seminoles their 11th straight win over Clemson since they joined the ACC in 1992.

Florida State's go-ahead touchdown was set up by Jones' 64-yard run on Florida State's first play after Clemson took its last lead, 24-21, on Willie Simmons' second touchdown pass of the half.

Jones, a 240-pound junior, scored on runs of 20, 1 and 21 yards. His second TD gave Florida

State a 35-24 lead midway through the third quarter. He ripped through virtually the entire Clemson team on his final TD which sealed the Florida State victory.

Clemson dominated the first half statistically, but trailed.


Rix rifled a 5-yard touchdown pass to Talman Gardner to give Florida State the half-time lead with only 6 seconds left in a wild 30 minutes highlighted by an onside kick, a kick-off return for a touchdown and a pass play off a fake double reverse that led to a Clemson field goal.

Although the Seminoles had the ball for only a little more than four minutes in the second quarter, they scored 21 points.

Clemson dominated the half, amassing 341 yards while Florida State stumbled on offense, using backup quarterback Adrian McPherson for most of the second quarter.



LEON WASHINGTON



Aaron Hunt's 20-yard field goal with 6:20 left in the half gave Clemson a 17-14 lead. Leon Washington, Florida's Mr. Football last year, returned the ensuing kickoff 97 yards and Florida State led 21-17.

"We couldn't get it done in the end," said Simmons, who was 17-of-27 for 293 yards and two touchdowns, but was intercepted twice.

Clemson guard Nick Black was taken out on a stretcher after he broke his right leg in the first half.

Florida State called off classes for Thursday and Friday, anticipating campus traffic problems because of the weeknight game. Fans would be coming into the stadium just as state workers would be leaving their jobs only a few blocks away.

School officials claimed the early "fall break" has been in the works for several years and this was a good opportunity to get it started.

SCORE BY QUARTERS

Clemson	14	10	7	0	31
Florida State	7	21	10	10	48

FIRST QUARTER

FSU-Rix 1 run (Beitia kick), 11:37.
CU-Currie 28 pass from Simmons (Hunt kick), 5:29.

CU-Kelly 5 run (Hunt kick), 3:13.

SECOND QUARTER

FSU-Jones 20 run (Beitia kick), 14:52.
CU-FG Hunt 20, 6:20.
FSU-L.Washington 97 kickoff return (Beitia kick), 6:02.

CU-Hamilton 9 pass from Simmons (Hunt kick), :27.

FSU-Gardner 5 pass from Rix (Beitia kick), :06.

THIRD QUARTER

FSU-Jones 1 run (Beitia kick), 8:57.

CU-Kelly 9 run (Hunt kick), 4:03.

FSU-FG Beitia 22, 1:20.

FOURTH QUARTER

FSU-FG Beitia 22, 9:21.

FSU-Jones 21 run (Beitia kick), 7:26.

TEAM STATISTICS

	CU	FSU
First downs	18	19
Rushes-yards	33-107	49-272
Passing	334	114
Comp-Att-Int	18-28-2	8-20-0
Return Yards	40	27
Punts-Avg.	4-39	6-40
Fumbles-Lost	5-2	0-0
Penalties-Yards	5-34	6-45
Time of Poss.	26:53	33:07
Attendance		78,841

INDIVIDUAL STATISTICS

RUSHING-CU: Simmons 13-50, Hamilton 3-23, Rambert 10-23, Kelly 4-10, Jasmin 2-4, Kopp 1-(minus 4), team 0-1. FSU: Jones, 22-165, Maddox 8-48, T.Washington 6-38, McPherson 2-15, Reid 3-8, Boldin 1-1, Rix 7-(minus 3).

PASSING-CU: Simmons 17-27-2-293, Elliott 1-1-0-41. FSU: Rix 8-13-0-114, McPherson, 0-6-0-0, team 0-1-0-0.

RECEIVING-CU: McKelvey 5-117, Hamilton 5-69, Hall 3-69, Currie 2-49, Youngblood 2-22, Elliott 1-8. FSU: Boldin 3-55, Gardner 2-24, Thorpe 1-18, Hughes 1-12, Morgan 1-5

NOTES FOLLOWING CLEMSON GAME...

THURSDAY HOME GAMES

The last time FSU had a Thursday night home game was vs. Louisville on October 20, 1983. FSU won that game 51-7 and it was Bobby Bowden's 63rd win at FSU, making him the Seminoles' all-time winningest coach. With that win, he surpassed Bill Peterson, who had a 62-42-11 all-time record at FSU.

TALMAN TAKES OFF

Senior Talman Gardner's 50-yard kickoff return in the first quarter was his longest of the season. His previous long was 29 yards.

JONES IN THE ENDZONE

Greg Jones' 20-yard touchdown run in the second quarter was the junior's longest run for a touchdown this year. His career-long TD run is 51 yards against Clemson last year.

SAMUELS STEALS ONE

Stanford Samuels recorded his second career interception and first of the year in tonight's second quarter. His other came against Florida in the 2000 season. As a team, FSU has seven interceptions for the year.

KICKOFF RETURN TD

Freshman Leon Washington's 97-yard kickoff return for a touchdown in tonight's second quarter was FSU's first kickoff return TD since Laveranues Coles' 97-yarder against Duke in Jacksonville in the 1999 season.

45 FOR 45

Junior Darnell Dockett recorded a tackle for loss in tonight's second quarter, giving him four on the season (one vs. Virginia, two vs. Louisville) and 45 for his career, making him FSU's all-time leader in tackles for loss. Dockett surpassed Ron Simmons, who amassed 44 tackles for loss from 1977-80.

MR. JONES

Junior tailback Greg Jones' 64-yard run late in the second quarter was the South Carolina native's longest run of his career. His previous long was a 51-yard touchdown last season vs. Clemson.

ANOTHER ONE FOR JONES

With 165 yards tonight, Greg Jones recorded his fourth 100-yard game of the season and eighth of his career. He also had a career-high three touchdowns in tonight's game. Jones has two, two-touchdown games for his career as well. He had two scores in last year's Wake Forest game and two in this season's Virginia win when he had a career-high 173 yards.

A BIG PLAY FOR BROWN

Rufus Brown's interception early in the second half was the junior's second of the season and second of his career. The snag led to a Florida State touchdown. His first INT was in the Maryland win. With two interceptions on the night, FSU has nine for the year as a team.

A SPECIAL TEAMER

With a kickoff return for a TD tonight, freshman Leon Washington becomes the first freshman since Tamarick Vanover to score two special teams touchdowns. Washington's first was on a fumble recovery in the end zone vs. Duke. Vanover had back-to-back kickoff returns for touchdowns vs. Wake Forest (9/26/92) and Miami (10/3/92).

A POINT ABOUT POINTS

Clemson's 31 points tonight is the second most the Tigers have ever scored against FSU. The most Clemson has ever scored against the Seminoles is 34 when the Tigers defeated FSU 34-23 in 1989. Tonight's combined points of 79 is the highest total ever scored between the two teams. The previous mark was 71 points when FSU defeated Clemson 45-26 in 1995.

PAPA DON'T PREACH

In the past four seasons, Bobby's Seminoles have averaged 40 points against Tommy's Tigers. Bobby's boys have also beaten Tommy's Tigers by an average of 20.2 points per game.

FEWEST PASSING YARDS

FSU's 114 passing yards tonight are the fewest passing yards the Seminoles have produced since September 28, 1996 against UNC when FSU had just 65 yards passing in its 13-0 win.



2002 SEASON

47 First Season
50 First Game at Doak Campbell Stadium



64 Bilezikci First Consensus All-American

76 Bowden Era Begins



Game 7 • October 12 • The Orange Bowl • Miami, FL

Florida State – 27 Miami – 28



Kyle Hall

Antoine Mirambeau

By RICHARD ROSENBLATT
AP Football Writer

MIAMI — Wide left. Can you believe it? Top-ranked Miami was helped by yet another last-second missed field goal by No. 9 Florida State, hanging on for a 28-27 victory Saturday over the Seminoles to extend the nation's longest winning streak to 28 games.

For the fourth time since 1991 in this glorious rivalry, the Seminoles failed to connect on a field goal that would have tied or won the game. But unlike the first three that sailed wide right, Xavier Beitia's 43-yard attempt went in the other direction.

"I simply can't believe we lost the game like that again," Florida State coach Bobby Bowden said. "I thought we had it. I went out to shake his hand. I thought he hit it. I've had that picture so many times before in my career. I can't stand it. Our kids did not deserve to lose this game."

When the officials signaled that the kick was no good, the Hurricanes rushed the field and celebrated as a record Orange Bowl crowd of 81,927 stood and cheered. The Seminoles hung their heads and trudged off.

"I'm an old man, and it's the best football game I've ever seen," Miami coach Larry Coker said.

Until the final minutes, Florida State (5-2) had outplayed the defending national champions, but the Seminoles now find themselves out of the national title chase. Even though Miami (6-0) was pounded by the running of Greg Jones — who had 189 yards and a touchdown — and was penalized 14 times for 109 yards, the Hurricanes showed why they are champs in every way.

Ken Dorsey bounced back from what would have been the worst game of his career by leading the Hurricanes to a pair of fourth-quarter touchdowns as they rallied from a 27-14 deficit.

After Jones gave the Seminoles a 13-point lead with an 11-yard touchdown run, Dorsey began hitting his targets. He finished a 70-yard drive with a 2-yard TD pass to Kevin Beard with 8:10 left. The Seminoles were forced to punt, and Miami needed all of two plays to take the lead. Dorsey found Willis McGahee on a screen pass, and the running back turned it into a 68-yard gain to the Florida State 11. On the next play, Jason Geathers ran 11 yards up the middle for a score with 5:17 left. Todd Sievers kicked the extra point, and the Hurricanes held on for dear life.

When Freddie Capshaw's 3-yard punt gave the ball to the Seminoles at the FSU 46, Chris Rix went to work. He hooked up with Talman Gardner for completions of 8 and 15 yards. After two running plays failed to gain a yard, Rix spiked the ball as time ran down to a second left.

Beitia, a sophomore, had kicked field goals of 45 and 42 yards earlier in the game, but now he'll go down in Florida State lore — along with Gerry Thomas, Dan Mowrey and Matt Munyon — for his errant field-goal try.

"I was not nervous," Beitia said. "I was thinking, 'Just make the kick, just make the kick.' Was it a bad snap or a bad hold? I don't know the answer. It was a blur."

McGahee stood and watched from the sideline.

"I was saying, 'Please let it be blocked or something,'" McGahee said. "Dorsey wasn't looking. I said, 'Dorsey, he missed it!' I gave him a kiss on the cheek, and we were dancing around together for a long time."

Dorsey, his Heisman hopes still alive, completed 20 of 45 passes for 362 yards and two TDs. He also threw two interceptions and lost a fumble that led to Florida State's first touchdown.

"We proved that when we play, we can beat anybody," Florida State nose tackle Darnell Dockett said. "They say the best team wins, but I believe we were the best team. On the breaks, Miami has all of them. They've been getting them here for a long time. It's hard to believe we lost again the same way."

Miami is now 7-0 in one-point games against Florida State, and the 'Canes lead the series 26-20. They also have won 20 straight at home.


Dorsey improved to 32-1 as a starter and gave Coker an 18-0 record as Miami's coach — the best start by any coach since Walter Camp won 28 in a row at Yale in the the 1880s.

With Jones running for 134 of his 189


yards in the first half against Miami's vaunted front seven, the Seminoles took a 17-14 half-time lead as the Hurricanes made enough mistakes to last the rest of the season.

McGahee, who carried 26 times for 95 yards, gave Miami a 7-0 lead on a 4-yard run 7:02 into the game. But then the Hurricanes — Dorsey in particular — nearly self-destructed in the second period.

Miami was called for six penalties, and Dorsey was intercepted once and lost a fumble as Florida State took a 17-7 lead on a 30-yard run by Nick Maddox, Beitia's 45-yard field goal and Rix's 10-yard TD pass to Gardner.



GREG JONES



Miami was set to go ahead by two TDs after Antrel Rolle recovered a fumbled punt by the Seminoles' Leon Washington at the Miami 15. But the 'Canes tried a quick snap, and Dorsey fumbled. Florida State's Allen Augustin recovered at the 15.

The Seminoles took charge, and Miami helped them. Maddox ran 30 yards for a touchdown with 9:29 left in the half, capping an 85-yard drive that was aided by two pass-interference calls and an offside penalty against the 'Canes.

Miami was unable to move on its next possession, and the Seminoles were on the move again. Jones put together runs of 15 and 16 yards to set up Beitia's 45-yard field goal, which gave Florida State a 10-7 lead.

It was three plays and a punt for Miami. Rix capped a 50-yard drive with a 10-yard TD pass to Gardner with 2:34 left, and the 'Noles were ahead 17-7.

But Dorsey regained his touch and led Miami to a TD with 26 seconds left in the half. He completed passes of 16 and 20 yards to Beard, then hooked up on a 5-yard scoring pass to Kellen Winslow Jr.

SCORE BY QUARTERS

Florida State	0	17	3	7	27
Miami	7	7	0	14	28

FIRST QUARTER

UM-McGahee 4 yd run (Sievers kick), 5:48

SECOND QUARTER

FSU-Maddox, N. 30 yd run (Beitia kick), 2:09

FSU-Beitia 45 yd field goal, 2:05

FSU-Gardner 10 yd pass from Rix (Beitia kick), 1:43

UM-Winslow 5 yd pass from Dorsey (Sievers kick), 2:08

THIRD QUARTER

FSU-Beitia 42 yd field goal, 5:26

FOURTH QUARTER

FSU-Jones, G. 11 yd run (Beitia kick), 3:56

UM-Beard 2 yd pass from Dorsey (Sievers kick), 1:22

UM-Geathers 11 yd run (Sievers kick), 0:19

TEAM STATISTICS

	FSU	UM
First downs	25	19
Rushes-yards	52-296	30-115
Passing	83	362
Comp-Att-Int	8-20-0	20-45-2
Return Yards	72	75
Punts-Avg	8-42.2	8-35.6
Fumbles-Lost	1-1	1-1
Penalties-Yards	4-35	14-109
Possession Time	34:02	25:58
Attendance		81,927

INDIVIDUAL STATISTICS

RUSHING-FSU: Jones, G. 31-189; Maddox, N. 12-74; Rix, C. 8-33; Reid, W. 1-0. UM: McGahee, W. 26-95; Geathers, J. 3-21; Dorsey, K. 1-minus 1.

PASSING-FSU: Rix, C. 8-19-0-83. UM: Dorsey, K. 20-45-2-362.

RECEIVING-FSU: Gardner, T. 3-33; Boldin, A. 2-33; Maddox, N. 2-3; Morgan, R. 1-14. UM: Winslow, K. 6-84; Johnson, A. 5-89; Beard, K. 4-60; McGahee, W. 3-78; Sands, E. 2-51.

NOTES FOLLOWING MIAMI GAME...

NO MOORE

Florida State sophomore defensive end Eric Moore is not at today's game after suffering appendicitis symptoms Friday night. He was taken to Doctor's Memorial Hospital this morning. There is no word yet on whether they had to perform surgery.

ACTION IN THE FIRST

A total of 53 Seminoles played in today's first quarter.

IN THE FIRST

The Seminoles were held scoreless in the first quarter today for the first time this season. Coming into the game, FSU was averaging just over a touchdown in the first quarter at 7.5 points.

BOULWARE GETS A PICK

Junior linebacker Michael Boulware recorded his fourth career interception and first of the year in today's second quarter. Boulware, who led the team with three interceptions in 2001, last recorded a pick in the third quarter of last season's Florida game. The Florida State defense now has 10 interceptions on the 2002 season.

SLICK NICK

Junior tailback Nick Maddox's 30-yard touchdown run in today's second quarter, which tied the game at 7-7, was his longest carry of the season and his second rushing touchdown of the year. His career-long is a 51-yard TD run in last year's Duke game on Sept. 1, 2001. For his career, Maddox has seven TDs — five rushing, two receiving.

JONES DOES IT IN THE FIRST HALF

With 134 yards in today's first half on 15 carries, junior tailback Greg Jones didn't wait long to record his ninth career 100-yard game. Averaging 8.9 yards per carry today, it's the first time that Jones has amassed 100 or more yards in the first half. He got close in last week's game with 97 yards in the first half vs. Clemson. Jones now has five 100-yard games this season. His career-high is 173 yards vs. Virginia on August 31st.

THE LAST TIME FSU LED

The last time FSU led Miami at halftime was in the 1998 season. The Seminoles had a 14-7 lead at the break and went on to a 26-14 win in the Orange Bowl on October 10, 1998. Since then, it was a 21-21 tie at the half in 1999 and Miami led 17-0 at the half in 2000 and 21-13 at the half in 2001.

AT THEIR AVERAGE

Coming into today's game, the Seminoles were averaging 17.3 points in the second quarter. After being held scoreless for the first time this season in the first quarter, FSU scored 17 points in the second and had a 17-14 lead at halftime. Here's FSU's quarter-by-quarter points per game breakdown coming into today's game: 1st - 7.4 points; 2nd - 17.5 points; 3rd - 6.8 points; 4th - 6.8 points.

TWO OR MORE

For the third time this season, the Florida State defense recorded at least two interceptions in a game. The Seminoles also had two picks vs. Clemson and a season-high four in the win at Maryland.

A CAREER DAY

Greg Jones had a career-high 31 carries today for a career-high 189 yards. Jones now has five 100-yard games this season and nine for his career. His previous career high was 173 yards vs. Virginia on August 31st. His previous career-high in carries was 23 vs. Georgia Tech last year. The last time an FSU back rushed 30 or more times was Travis Minor (34) vs. Texas A&M in 1999.

HE HIT TWO

Sophomore kicker Xavier Beitia's hit field goals from 45 and 42 yards today. The two field goals are the most by an FSU kicker vs. Miami in the Orange Bowl since the 1994 season when Scott Bentley hit two from 23 and 34 yards.

ONE-POINT GAMES

With today's loss, there have been a total of seven games decided by one point in the all-time series with Miami and FSU is 0-7 in those games.



2002 SEASON


47 First Season
50 First Game at Doak Campbell Stadium

'64 Biletnikoff First Consensus All-American

'76 Bowden Era Begins

Game 8 • October 26 • Doak Campbell Stadium • Tallahassee, FL

Florida State – 24 Notre Dame – 34



Michael Boulware

Darnell Dockett

By MARK LONG
AP Sports Writer

TALLAHASSEE, Fla. — Carlyle Holiday stepped out of the tunnel, back onto the field and was immediately surrounded by a reporters. The band was still playing, fans were still cheering and Holiday was still smiling.

This one felt good, maybe better than all the rest.

Holiday threw for 185 yards and two touchdowns as No. 6 Notre Dame took its turnaround to a new plateau Saturday, beating No. 11 Florida State 34-24 to remain unbeaten and in the hunt for the national championship.

The victory solidified Notre Dame's return to national prominence under first-year coach Tyrone Willingham.

"To come in here and win was a big thing for our program," Holiday said. "Now we just have to keep on moving."

Despite its best start since 1993 and three wins over ranked opponents, Notre Dame entered the game as a double-digit underdog. The Irish needed a win over perennial powerhouse Florida State to prove that their fast start was no mirage.

Done.
"I think it says we're back," center Jeff Faine said.

Much like Oklahoma and Miami reclaimed their place among college football's elite teams after several rebuilding years, the Fighting Irish (8-0) are on track to do the same this season.

With their next three games against Boston College, Navy and Rutgers, the Irish could be 11-0 when they play at Southern California on Nov. 30. They have a legitimate shot to make the national championship game, especially if they

keep playing like they have this season — with a solid defense and an opportunistic offense.


It's the same way they beat Purdue, Michigan and Michigan State earlier in the season. Now add Florida State (5-3) to the list.

The Irish capitalized on three turnovers during a four-minute span in the third quarter and shut down Florida State's productive running game. The Seminoles finished with 93 yards rushing, becoming the sixth team Notre Dame has

held under 100 yards on the ground this season.

"When you watch film on Notre Dame like we did last week, you see how they win games," FSU coach Bobby Bowden said. "Then you wonder how you lose the very same way. Notre Dame doesn't make any turnovers, and they win. The biggest risk when you play Notre Dame is turnovers. ... They beat everybody the same way."

The 'Noles, meanwhile, continued to struggle with Chris Rix at quarterback, losing for



ANQUAN BOLDIN



the seventh time in 20 games.

Rix was 13-of-32 passing for 207 yards with two interceptions and a fumble. He looked sharp at times, making crisp throws and smart decisions to scramble out of the pocket for big gains. But he also threw two more passes that could have been picked off.

"They kept us bumfuzzled all day with their alignments and things," Bowden said.

With a week off following Florida State's one-point loss at Miami, many thought the Seminoles had found an identity as a running team and might be successful behind Jones and one of the best offensive lines in the country. Notre Dame didn't let it happen.

The Irish kept several defenders near the line of scrimmage, stopping Greg Jones and forcing Florida State to beat them with the pass. It worked perfectly. A week after stopping Air Force's ground attack, Notre Dame held Jones — who was coming off a 189-yard performance against No. 1 Miami — to 34 yards on 14 carries.

"If you can shut down the running game, which I think we were able to do and not allow them to have any big plays, then you make it difficult for them to sustain a drive," Willingham said. "If you can eliminate them sustaining a drive, then eventually at some point a team stops themselves."

Florida State stopped itself on three straight drives in the third quarter, turning the ball over three times in what proved to be the difference in the game.

On the Seminoles' second drive of the third quarter and with the game tied at 10, Rix threw his first interception since an overtime loss to Louisville. Notre Dame turned it into a field goal and a 13-10 lead.

Two plays later, Glenn Earl hit Rix as he tried to scramble and caused a fumble. Ryan Grant scored on the next play, taking a pitch from Holiday and cutting back for the touchdown and a 20-10 lead.

Leon Washington botched the kickoff, and Brandon Hoyte recovered at the Florida State 17. Holiday found Omar Jenkins in the corner of the end zone two plays later for a 27-10 lead.

When the flurry was over, the Irish had scored 17 points in just 4:23 — plenty of cushion for a defense that hasn't given up more than 23 points in any game this season.

Grant sealed the victory with a 31-yard touchdown run in the fourth. He finished with 19 carries for 94 yards and two touchdowns.

In all, the Irish used six big plays to score six times — the biggest of which were the three turnovers. But not to be overlooked was Notre Dame's first play from scrimmage, when Holiday faked a handoff, rolled right and hit Arnaz Battle for a 65-yard touchdown.

That was when Holiday started smiling. Now those days as underdogs and overachievers probably are over for Notre Dame. But Willingham doesn't want to overstate the victory.

"It means an eighth victory and one more step. That's all," he said. "If you don't get the next one, what does it mean? Anytime you're undefeated, it's a good thing."

SCORE BY QUARTERS

Notre Dame	10	0	17	7	34
Florida State	3	7	0	14	24

FIRST QUARTER

ND—Battle 65 pass from Holiday (Setta kick),

NOTES FOLLOWING NOTRE DAME GAME...

300th GAME

Today's game marks the 300th home game played at Doak Campbell Stadium. The first game played at Doak Campbell Stadium was on October 7, 1950 against Randolph-Macon. FSU won that game 40-7.

IN THE HOUSE

Today's crowd of 84,106 sets a new Doak Campbell Stadium record. The previous attendance record was 83,042 in 2000 vs. Florida.

LONG DRIVE

Florida State's 20-play drive, which resulted in a Torrance Washington game-tying touchdown, was the Seminoles' longest scoring drive (in terms of plays) of the season. The previous long was a 14-play drive vs. Clemson. FSU was five-of-six on third down conversions and was one-for-one on fourth down conversions on the drive.

BOLDIN PLAYING BOLDLY

Junior Anquan Boldin already has four catches for 102 yards in today's game, which is the most he has had in a first half this season. His previous first half high this season was 79 yards on three catches at Maryland. Boldin now has four 100-yard receiving games in his career, including a career-high 110 yards in the Duke game this season. His others came in 2000 season vs. Georgia Tech (3-100) and Miami (6-108).

AT THE HALF

Today's game is the first time this season that the Seminoles have been tied at the half. FSU has led at the half in every game this season.

CONSECUTIVE SEASONS

Until today's loss, the last time Florida State had suffered home losses in consecutive seasons was in 1986 and 1987. FSU fell to Florida (13-17) on November 29, 1986 and lost to Miami (25-26) on October 3, 1987.

BACK-TO-BACK LOSSES

FSU has suffered back-to-back losses only three times since the 1991 season. The previous two times were in 1991 and 2001. In 1991, FSU fell 16-17 (Nov. 16) to Miami and 9-14 to Florida (Nov. 30). In 2001, FSU fell 28-34 (Nov. 10) to NC State and 13-37 (Nov. 17) to Florida. The last time it happened in consecutive seasons was in 1990 and 1991. In those years, however, they were FSU's only two losses of the season and the Seminoles finished ranked No. 4 in the final national rankings.

BOLDIN HAS GOOD DAY

Junior receiver Anquan Boldin had a career-high nine catches for a career-high 175 yards. His previous career-high was 110 yards vs. Duke this season. His previous career-high in receptions was seven, set three times.

AT HALFTIME

FSU and Notre Dame were tied 10-10 at halftime in today's game. The last time FSU was tied at halftime in a game was vs. Miami on October 9, 1999. That game was 21-21 at half and FSU won the game 31-21.

12:40.		
FSU—FG Beitia 24, 7:05.		
ND—FG Setta 39, 1:16.		
SECOND QUARTER		
FSU—Washington 1 run (Beitia kick), 4:14.		
THIRD QUARTER		
ND—FG Setta 35, 5:26.		
ND—Grant 2 run (Setta kick), 4:03.		
ND—Jenkins 16 pass from Holiday (Setta kick), 3:05.		
FOURTH QUARTER		
ND—Grant 31 run (Setta kick), 10:14.		
FSU—Boldin 5 pass from McPherson (Beitia kick), 1:12.		
FSU—Maddox 29 pass from McPherson (Beitia kick), :12.		

TEAM STATISTICS

	ND	FSU
First downs	13	20
Rushes-yards	32-116	32-93
Passing yards	185	325

Return Yards	47	0
Comp-Att-Int	13-21-0	21-43-2
Punts	6-42	6-45
Fumbles-Lost	1-0	3-2
Penalties-Yards	4-40	11-98
Time of Possession	29:07	30:53
Attendance	SEAS 84,106	

INDIVIDUAL STATISTICS


SEARS	
RUSHING—ND:	Grant 19-94, Holiday 5-17, Lopienski 1-4, Wilson 7-1. FSU: Jones 14-34, Rix 10-28, McPherson 3-25, Maddox 2-8, T.Washington 1-1, Boldin 1-1, Reid 1-(minus 4).
PASSING—ND:	Holiday 13-21-0-185. FSU: Rix 13-32-0-207, McPherson 8-11-0-118.
RECEIVING—ND:	Battle 3-77, Jenkins 3-23, Grant 3-15, Stovall 2-33, Clark 1-37, Wilson 1-0. FSU: Boldin 9-175, Maddox 4-90, Morgan 4-33, Jones 3-22, Gardner 0.

2002 SEASON



Game 9 • November 2 • Groves Stadium • Winston-Salem, NC

Florida State – 34 Wake Forest – 21



Allen Augustin

B.J. Ward

By DAVID DROSHAK
AP Sports Writer

WINSTON-SALEM, N.C. — Bobby Bowden admitted he would have been speechless had Florida State lost three in a row, something that hadn't happened since 1983.

Adrian McPherson and Nick Maddox made sure Bowden didn't have to face the music six days shy of his 73rd birthday.

McPherson threw for 278 yards and two touchdowns in his first start and Maddox added a career-high 122 yards rushing as the 18th-ranked Seminoles regrouped after losses to Miami and Notre Dame with a 34-21 victory over Wake Forest on Saturday.

"This is big for this team, just to show everybody else that the comments that people are making in the papers about us being a team in turmoil aren't true," wide receiver Anquan Boldin said. "We're a team, and I think we showed that tonight."

The Seminoles (6-3, 5-0 ACC) moved

into sole possession of first place in the conference after North Carolina State lost to Georgia Tech. Florida State plays at N.C. State on Nov. 23 to close out the ACC season.

"If we play the best we can, we can go to a major bowl, but anything less than that, there are still people (in the ACC) that can beat us," Bowden said.

Conference rushing leader Greg Jones had 82 yards, but he left twice with a right knee sprain, and the Seminoles played most of the second half without him.

Maddox, a senior and ex-starter, was more than a capable sub, scoring on runs of 3 and 34 yards. The final score by Maddox came with 1:58 left to seal it for the Seminoles.

A former prep All-American from North Carolina, Maddox was named a captain for this game. He also turned down the honor.

"I wanted to go to coach Bowden and tell him I didn't deserve it," Maddox said.



NICK MADDOX

10-TIME ACC CHAMPIONS



"Coming out of high school I had a lot of hype, and I don't feel like until this year I've lived up to it. I didn't do it because I thought it would be very disrespectful. I just came out and tried to show the world that I am still a good back."

Tarence Williams ran for a season-high 149 yards, but Wake Forest (5-5, 3-4) lost for the 11th straight time to Florida State.

Wake Forest coach Jim Grobe said there was no moral victory for hanging close to the Seminoles for 58 minutes.

"If we had been down and come back to finish with that score we might feel better," Grobe said. "But to be ahead and to be in a position to win right up until the end, it really hurts."

Bowden benched starting QB Chris Rix after losing three of the last four. The moved paid dividends as McPherson completed 28 of 44 passes, and Florida State gained 533 total yards.

Florida State's receivers dropped five of Rix's passes in last weekend's loss to Notre Dame, but they were spectacular this time for McPherson, who also ran for 53 yards.

The Florida State defense allowed 155 yards on Wake Forest's first two drives but shut out the Demon Deacons in the second half and held them to 383 total yards.

"We didn't get the push we needed in the second half," Grobe said. "They crowded the line of scrimmage, and we needed to throw the ball a little bit better."

Wake Forest's poor kicking game also resurfaced as Matt Wisnosky missed three field goals, the last one a 41-yarder with 9:03 left that could have tied it at 24.

The Seminoles trailed 14-0 midway through the first quarter and 21-17 at halftime but took the lead for good on a 3-yard run by Maddox on the opening drive of the second half.

The Seminoles got in an early hole when Wake Forest drove 80 and 75 yards on its opening two possessions.

The Florida State defensive coaches were scrambling on the sideline to find a solution for the Wake Forest ground attack as the Demon Deacons rushed for 145 yards less than eight minutes into the game.

"I was just wondering how bad it was going to be because we just couldn't slow them down," Bowden said. "And they should have had two more (TDs). It could have been bad."

Ovie Mughelli scored from the 3 for his 11th TD of the season and Chris Barclay added another from the 13 before the Seminoles responded with a 17-point second quarter.

SCORE BY QUARTERS

Florida State	0	17	7	10	34
Wake Forest	14	7	0	0	21

FIRST QUARTER

WF-Mughelli 3 run (Wisnosky kick), 12:56.
WF-Barclay 13 run (Wisnosky kick), 8:25.

SECOND QUARTER

FSU-Gardner 19 pass from McPherson (Beitia kick), 12:40.

WF-Anderson 12 pass from MacPherson (Wisnosky kick), 5:50.

FSU-FG Beitia 32, 2:32.

NOTES FOLLOWING WAKE GAME...

WELCOME HOME

Senior tailback Nick Maddox returns to his home state of North Carolina for today's matchup with Wake Forest. Head coach Bobby Bowden named the Kannapolis, N.C. native a captain for today's game after his leadership this season. Maddox will make his final collegiate appearance in the state of North Carolina on November 23rd at NC State.

BACK ON THE BLOCK

BJ Ward blocked his fourth field goal of the year when he blocked Wake Forest's 38-yard field goal attempt by Matt Wisnosky. The Seminoles have now blocked five kicks on the year. Florida State has had one punt blocked this year when Chance Gwaltney had his punt blocked at Louisville on September 26th.

DOWN AT THE HALF

With Seminoles trailing 21-17 at the half, it marks the first time this season that Florida State has trailed heading into halftime. The last time the Seminoles trailed at the half was at Florida in 2001 when the Gators took a 17 point lead into the half at 20-3. Florida State lost that game 37-13.

MADDOX GETS HIS FIRST 100

Senior tailback Nick Maddox recorded the first 100-yard rushing game of his career in today's 34-21 win over Wake Forest. Maddox finished the game with 19 carries for 122 yards and two touchdowns. His previous career-high was 94 yards on 19 carries last year against Wake Forest in Tallahassee. Maddox capped off his career day with a 34-yard touchdown run in the fourth quarter.

DOMINIC ROBINSON HAS CAREER DAY

Sophomore Dominic Robinson had a career day with four receptions for 51 yards including his first career reception on a 10-yard reception in the second quarter. The highly touted player from Diamond Bar, CA came to Florida State as a cornerback and moved to receiver this fall.

THREE TIMES FOR X

Sophomore kicker Xavier Beitia missed three field goals in today's game (47, 38, 45). The three misses are the most in one game for Beitia during his career. He only missed one field goal all of last season (42) and three this season heading into today's game. Beitia did hit two field goals (32, 28) with the second kick giving the Seminoles a 27-21 lead with 3:16 left in the fourth quarter.

STEPPING UP THE 'D' IN THE SECOND HALF

Florida State's defense only allowed 75 yards (24 rushing and 51 passing) of total offense in the second half of today's game. The Seminoles had allowed 308 (213 rushing and 95 passing) yards in the first half. FSU came into the game giving up 263.4 yards per game through the air.

FSU-Boldin 9 pass from McPherson (Beitia kick), :13.

THIRD QUARTER

FSU-Maddox 3 run (Beitia kick), 10:50.

FOURTH QUARTER

FSU-FG Beitia 28, 3:16.

FSU-Maddox 34 run (Beitia kick), 1:58.

TEAM STATISTICS

	FSU	WF
First downs	28	19
Rushes-yards	43-255	48-237
Passing	278	146
Comp-Att-Int	28-44-1	12-24-0
Return Yards	50	19
Punts-Avg.	2-33	5-42
Fumbles-Lost	4-2	2-2
Penalties-Yards	4-34	4-30
Time of Possession	31:32	28:28

Attendance

24,710

INDIVIDUAL STATISTICS

RUSHING-FSU: Maddox 19-122, Jones 8-82, McPherson 11-53, Boldin 1-3, Washington 1-1, team 3-(minus 6). WF: Williams 19-149, MacPherson 8-42, Mughelli 5-27, Barclay 9-19, Randolph 1-4, F.Davis 3-2, team 1-(minus 1), C.Davis 2-(minus 5).

PASSING-FSU: McPherson 28-44-1-278. WF: MacPherson 8-17-0-89, Randolph 4-6-0-57, F.Davis 0-1-0-0.


RECEIVING-FSU: Gardner 6-94, Maddox 6-22, Boldin 5-60, Robinson 4-51, Hughes 2-16, Morgan 2-13, Thorpe 1-13, Washington 1-6, Jones 1-3. WF: Young 4-59, Davis 3-31, Anderson 2-24, Landfried 2-16, Mughelli 1-16.

2002 SEASON



Game 10 • November 9 • Bobby Dodd Stadium • Atlanta, GA

Florida State – 21 Georgia Tech – 13



Darnell Dockett

Nick Maddox

By KEITH PARSONS
AP Sports Writer

ATLANTA, Ga. — Stanford Samuels followed his instincts, and because of that, Florida State is closing in on another ACC championship.

Samuels had two interceptions, including a game-saving pick in the end zone with 20 seconds left, as the 17th-ranked Seminoles held off Georgia Tech 21-13 Saturday.

Adrian McPherson threw two touchdown passes, including a 72-yarder to Craphonso Thorpe, and tailback Nick Maddox tied his career high with 122 yards, but Samuels' interceptions proved to be the difference. He returned his other one 82 yards for a tying touchdown in the first quarter.

"As a football player, sometimes you get that gut feeling," Samuels said. "I really had a gut feeling about that last play."

Samuels was suspended from last week's victory over Wake Forest for breaking unspecified team rules, and he got back into the lineup just in time.

"He made those two plays tonight, and he's deserving of it because he's worked hard," Seminoles coach Bobby Bowden said.

Florida State (7-3, 6-0 ACC) has won 11 straight in the series and hasn't lost to Georgia Tech since joining the ACC in 1992. With two conference games left, they can clinch their 10th title in 11 years.

"Every year that I've been here, we've played them pretty hard," Yellow Jackets linebacker Daryl Smith said. "They always seem to make more plays than we do."

The victory was a belated birthday present

for Bowden, who turned 73 on Friday.


Maddox, starting in place of injured tailback Greg Jones, gained 59 yards in the fourth quarter when Florida State played conservatively. He appeared to get stronger late in the game, often slipping through arm tackles for extra yards.

A senior who's never seemed to play to his potential, Maddox is taking advantage of his

chance now.

"I just really wanted to contribute, and not try to overdo it, but just do what I can," he said. "It's something I'm ready to take on, being the featured back of this program."

The Yellow Jackets (6-4, 3-4), looking for their third straight victory and second over a Top 25 opponent, drove to the Seminoles' 9-yard line



STANFORD SAMUELS



before Samuels' interception. Quarterback A.J. Suggs was trying to get the ball to Jonathan Smith in the back of the end zone, but he under threw the pass.

"There wasn't much room to work in," Suggs said. "There were 22 bodies packed into 20 yards of real estate."

McPherson was making just the second start of his career and was ineffective for much of the game, often throwing well off-target. He finished 8-of-24 for 139 yards.

But he found Thorpe a step ahead of a defender on the left sideline, throwing a perfect spiral that hit Thorpe in stride for the Seminoles' longest play of the season. The catch and run gave Florida State its first lead at 14-7.

"I just made some bad throws, and that was on me," McPherson said. "It's something I'll have to learn from, and it's something I'll have to pick up the rest of the season."

After Georgia Tech closed to 14-13 on two field goals by Luke Manget, McPherson threw a 32-yard TD pass to Anquan Boldin near the end of the third quarter. Boldin caught the ball in the middle of the field at the 20 and used two crushing blocks to reach the corner of the end zone.

The Yellow Jackets took a 7-0 lead on a 20-yard touchdown pass from A.J. Suggs to Levon Thomas. They were driving for another score early in the second quarter, but Samuels stepped in front of Jonathan Smith and ran it back for the tying score.

Samuels broke an attempted tackle by Suggs at midfield and went the rest of the way untouched.

"I was not going down," Samuels said. "I would've dragged him into that end zone, even if it was 50 yards, if I had to."

Suggs threw another interception in the third quarter and finished 22-of-44 for 211 yards. Gordon Clinkscale ran for 89 yards on just 10 carries.

"A close second doesn't get it done in our business," Georgia Tech coach Chan Gailey said. "It doesn't get it in most businesses."

SCORE BY QUARTERS

Florida State	0	14	7	0	21
Georgia Tech	7	6	0	0	13

FIRST QUARTER

GT—Thomas 20 pass from Suggs (Manget kick), 6:49.

SECOND QUARTER

FSU—Samuels 82 interception return (Beitia kick), 10:09.

FSU—Thorpe 72 pass from McPherson (Beitia kick), 6:29.

GT—FG Manget 39, 3:12.

GT—FG Manget 28, :32.

THIRD QUARTER

FSU—Boldin 32 pass from McPherson (Beitia kick), 2:08.

TEAM STATISTICS

	FS	GT
First downs	12	24
Rushes-yards	33-140	42-185
Passing	139	211
Comp-Att-Int	8-24-0	22-45-3
Return Yards	112	80
Punts-Avg.	10-41	7-40
Fumbles-Lost	0-0	1-0
Penalties-Yards	7-69	7-68
Time of Possession	24:26	35:24

NOTES FOLLOWING GEORGIA TECH GAME...

HOW ABOUT SOME PLAYING TIME

The Seminoles played all but 21 of the available players who dressed for the game (a total of 57) in the first quarter alone.

HEADED THE OTHER WAY

Stanford Samuels' 82-yard interception return for a touchdown was only the second score for the Seminole defense this season. Alonzo Jackson returned an interception 48 yards for a TD against Iowa State in the season opener. Florida State's defense scored six touchdowns in 2001.

LONG STRETCH FOR THE DB'S

Stanford Samuels' interception return for a TD was the first by a Seminole defensive back on an interception since Abdual Howard returned one at Virginia last year — a span of 15 games.

GOING DEEP

Craphonso Thorpe's 72-yard touchdown reception is Florida State's longest scoring play from scrimmage this season. The reception is also the longest of Thorpe's career. The last time Florida State completed a pass of 70 yards or more was in the 2001 Gator Bowl against Virginia Tech when Chris Rix connected with Javon Walker for a 77-yard touchdown.

SCORING IN THE SECOND

The Seminoles have had great success in the second quarter this season. Florida State outscored Georgia Tech 14-6 in the second quarter of today's game and have now outscored their opponents 159-50 in the second quarter this season. Last week at Wake Forest was the first time FSU had trailed an opponent at halftime all year.

GIVE ME THE BALL

Junior linebacker Michael Boulware recorded his second interception of the season in the third quarter, which ties him for second on the team with Rufus Brown and Bryant McFadden. Boulware got his first of the season year at Miami on October 12th. In 2001, Boulware finished the season tied for the team lead with three interceptions.

FOURTH QUARTER IS AUTO-MADDOX

Senior tailback Nick Maddox has been impressive in the fourth quarter of the last two games. Maddox has carried the ball for a combined 113 yards on 14 carries in the fourth in last two games. Against Wake Forest, Maddox carried the ball six times for 54 yards in the final quarter.

ANOTHER 100 FOR NICK MADDOX

Nick Maddox, who had his first-career 100-yard rushing game last week at Wake Forest, followed up his performance today with 122 yards on 22 carries. Against Wake Forest, Maddox carried the ball 19 times for 122 yards.

SAMUELS SEALS THE DEAL

Stanford Samuels' interception in the endzone with 0:17 seconds left in the game sealed the Seminoles 21-13 victory over Georgia Tech. Samuels had two interceptions on the day and is now tied for the team lead with three picks on the season. Cornerback Bryant McFadden recorded two interceptions in a game earlier this season at Maryland.

SEMINOLES SECOND HALF SHUTDOWN

The Florida State defense has not allowed a point in the second half the last two games (Wake Forest & Georgia Tech). The last time an opponent scored in the second half on the Seminole defense was when Notre Dame scored at the 11:05 mark of the fourth quarter on October 26th, a streak of 71:05 minutes.

Attendance 43,719

INDIVIDUAL STATISTICS

RUSHING—FSU: Maddox 22-122, McPherson 6-22, L.Washington 2-1, T.Washington 1-0. GT: Clinkscale 10-89, Daniels 14-63, Smith 4-20, Jackson 2-7, Suggs 9-4, Wakins 2-4, Glover 1-(minus 2).

PASSING—FSU: McPherson 8-24-0-139. GT: Suggs 22-44-3-211, Team 0-1-0-0.

RECEIVING—FSU: Boldin 3-38, Thorpe 2-75, Maddox 1-16, Gardner 1-9, Reid 1-1. GT: Glover 5-52, Watkins 5-37, Smith 4-59, Thomas 3-48, Clinkscale 2-1, Daniels 1-11, Jackson 1-3, Logan 1-0.

2002 SEASON



First Game at Doak Campbell Stadium




Bilcikoff First Consensus All-American



Bowden Era Begins

Game 11 • November 16 • Doak Campbell Stadium • Tallahassee, FL

Florida State – 40 North Carolina – 14



Alonzo Jackson

Craphonso Thorpe

By BRENT KALLESTAD
Associated Press Writer

TALLAHASSEE, Fla. — Nearing the end of a tumultuous season, the Florida State Semi-

nols know that they've at least claimed a share of the ACC title.

Adrian McPherson threw four touchdown passes as the 15th-ranked Seminoles defeated North Carolina 40-14.

Making only his third start and first at home, McPherson threw three scoring passes to Anquan Boldin — two in the second quarter as Florida State took a 17-0 halftime lead.

"They were blitzing on obvious pass downs," McPherson explained. "My job is just get the ball to the open guy."

The Seminoles (8-3, 7-0 ACC) can earn a Bowl Championship Series berth and outright win their 10th conference title in 11 seasons with a win next Saturday at North Carolina State or if Maryland loses any of its final three league games.

Boldin, who caught five passes for 104 yards, got the Seminoles a little breathing room when he turned what looked like a routine first-down pass into a 43-yard touchdown, cutting back to the middle of the field and sprinting past the Tar Heels' secondary.

"Last year we said that Anquan was our playmaker, then we lost him" to a knee injury, Bowden said. "He is still our playmaker. We just have to get him the ball more."

Boldin said Florida State opponents will soon learn that it's risky business to blitz McPherson.

"He keeps his composure," Boldin said. "The blitzing left one-on-one coverage outside which gave us a lot of opportunities."

After losing three of four games midway through the season, McPherson replaced Chris Rix at quarterback, and the Seminoles are 3-0 since the change.

With tailbacks Greg Jones and Nick Maddox out with injuries, Florida State relied on its passing game against North Carolina.

McPherson completed 5 of 9 passes for 112 yards in the second quarter, teaming with Boldin on touchdown plays covering 43 and 19 yards.

Xavier Beitia began the scoring with a 47-yard field goal in the second quarter and added a 31-yard kick midway through the third quarter that gave Florida State a 20-0 lead.


North Carolina (2-9, 0-7) cut the deficit to 20-7 in the third quarter when C.J. Stephens threw a 14-yard scoring pass to tight end Bobby Blizzard.

But the Seminoles countered immediately with two touchdowns. McPherson lobbed a 4-yard scoring throw to Boldin for a 26-7 lead,



ANQUAN BOLDIN

10-TIME ACC CHAMPIONS



and on the next drive connected with Talman Gardner for a 20-yard scoring pass.

"It wasn't pretty," said North Carolina coach John Bunting. "We'll learn from this experience. When we come back here in two years, a lot of those guys have the understanding of what the environment is down here."

"It's the type of program we want to be someday," Stephens said about Florida State. "It's a model for us to look at."

McPherson completed 15 of 30 passes for 237 yards, while freshman Leon Washington made his first start at tailback and picked up 56 yards and 13 carries. He was backed up by another true freshman, Thomas Clayton, who added 24 yards on eight carries.

"They got some good experience," Bowden said. "When you're playing your number four tailback, your second-team center and guard, things were not that bad."

Rix, who lost the starting job after a loss to Notre Dame last month, came into the game in the fourth quarter and threw a 52-yard touchdown pass to Craphonso Thorpe on his first play, giving the Seminoles a 40-7 lead.

North Carolina added a late score on a 14-yard pass from Matt Baker to Danny Rumley with just 40 seconds left in the game.

North Carolina will try to avoid its first winless season in the league since 1989 next Saturday at Duke, which has lost 24 straight ACC games.

"It's very frustrating for all of us," Bunting said. "A couple plays ... that's the difference sometimes in a great team and a bad team. Right now, I guess you can say we're a bad team."

The Tar Heels have been outscored 172-33 in their last four games.

SCORE BY QUARTERS

North Carolina	0	0	7	7	14
Florida State	0	17	16	7	40

SECOND QUARTER

FSU-FG Beitia 47, 10:26.

FSU-Boldin 43 pass from McPherson (Beitia kick), 7:06.

FSU-Boldin 19 pass from McPherson (Beitia kick), :46.

THIRD QUARTER

FSU-FG Beitia 31, 7:37.

UNC-Blizzard 14 pass from Stephens (Orner kick), 5:33.

FSU-Boldin 4 pass from McPherson (run failed), 2:50.

FSU-Gardner 20 pass from McPherson (Beitia kick), :30.

FOURTH QUARTER

FSU-Thorpe 52 pass from Rix (Beitia kick), 14:18.

UNC-Rumley 14 pass from Baker (Orner kick), :40.

TEAM STATISTICS

	UNC	FSU
First downs	19	23
Rushes-yards	30-129	38-141
Passing	230	289
Comp-Att-Int	19-50-1	16-32-0
Return Yards	37	23
Punts-Avg.	6-39	4-44
Fumbles-Lost	3-2	1-0
Penalties-Yards	9-75	9-80
Time of Possession	31:24	28:36

NOTES FOLLOWING UNC GAME...

A SCORELESS FIRST IS A FIRST

Today marked the first time this season that Florida State has been involved in a scoreless first quarter (for both teams) and the first time since last year's Georgia Tech game on Dec. 1, 2001. FSU has gone scoreless in the first quarter four times this year, including three consecutive games, while its opponents have been held scoreless after the first 15 minutes five times. The most points the Seminoles have scored in a first quarter this season is 17 in the season-opener vs. Iowa State. Clemson and Wake Forest both scored 14 in the first for an opponent high.

47 FOR 47

Kicker Xavier Beitia's 47-yard field goal in the second quarter was the sophomore's long of his career (not counting his 50-yarder in last year's Gator Bowl). His previous long was a 46-yarder in the Duke game on September 21st.

SECOND QUARTER SCORING

FSU continued its dominance in the second quarter in today's game, scoring 17 unanswered points. Overall, FSU has outscored opponents 176-50 this season in the second quarter and averages 16.0 points in the second quarter.

DEFENSE HOLD 'EM

Florida State has not allowed a touchdown in the last 83:11, going back to the 6:49 mark of the first quarter of the Georgia Tech game and has not allowed a rushing touchdown in the last 141:35 going back to the 8:25 mark of the first quarter at Wake Forest. Including today's first half shutout, FSU has allowed just one touchdown in its last eight quarters of play. Overall, FSU has recorded three first half shutouts this season (Virginia, Maryland and North Carolina). FSU came into today's game having recorded two straight second half shutouts.

FIRST TIME FOR EVERYTHING

The block on Xavier Beitia's 27-yard field goal attempt in the second quarter was the first time Beitia has been blocked and the first time FSU has had a field goal blocked since the Florida game on November 18, 2000 (Chance Gwaltney).

FSU CLINCHES A SHARE

Florida State clinched at least a share of the 2002 ACC title with today's win. The Seminoles stand alone in first place with a 7-0 league mark. Overall, FSU has won nine ACC titles, including seven with a perfect 8-0 record.

MATCHING LAST YEAR'S WIN TOTAL

With today's 40-14 win, FSU is now 8-3 overall and has matched last year's win total. FSU has won eight or more games in 23 of Bobby Bowden's 27 seasons.

THE HOMECOMING RECORD

With today's win, Florida State now has a 44-9-1 record all-time in Homecoming games. The Seminoles have a 26-1 record under head coach Bobby Bowden. Prior to Bobby Bowden's arrival, FSU had lost three straight Homecoming games. Under Bowden, the Tribe won 25 straight Homecoming games before falling last season to NC State. FSU has scored 40 or more points in 19 of its 44 Homecoming wins.

THE LATEST VICTIM

Before today's game, North Carolina was the only ACC team that Florida State had not played in a Homecoming game. FSU had now recorded a Homecoming win vs. all eight ACC teams. Since joining the ACC in 1992, FSU is 10-1 in Homecoming games and has outscored its ACC opponents 473-162. The Seminoles have played the Wake Forest Demon Deacons the most — in six Homecoming games, including two since FSU joined the ACC.

BIG DAY FOR BOLDIN

Anquan Boldin's three receiving touchdowns in today's game is a career-high for the junior. The last time an FSU receiver scored three receiving touchdowns in a single game was in last year's Maryland game on October 27, 2001 when Talman Gardner snagged three scores. Boldin now has five career multi-receiving touchdown games. They are: 2 TDvs. Louisiana Tech in 1999, 2 TD vs. Miami and Wake Forest in 2000; 2 TD vs. Iowa State and 3 TD vs. UNC in 2002. He also had 104 yards receiving today, marking his third 100-yard game of the season and fifth of his career.

Attendance 81,910

INDIVIDUAL STATISTICS

RUSHING-UNC: Lewis 11-59, Parker 6-26, Stephens 8-19, Carey 3-16, Baker 1-6, team 1-3. FSU: L.Washington 13-56, McPherson 11-46, Clayton 8-24, Boldin 1-12, P.K. Sam 1-3, T. Washington 1-3, Rix 1-1, Thorpe 1-(minus 3),

team 1-(minus 1).

PASSING-UNC: Stephens 16-40-1-175, Baker 3-9-0-55, team 0-1-0-0. FSU: McPherson 15-30-0-237, Rix 1-2-0-52. RECEIVING-UNC: Blizzard 6-100, Rumley 3-26, Mitchell 2-36, Pollock 2-17, Aiken 2-17, Hilton 1-25, Borders 1-8, Carey 1-1, Lewis 1-0. FSU: Gardner 6-96, Boldin 5-104, Thorpe 3-74, L.Washington 2-15.

2002 SEASON

47 First Season
50 First Game at Doak Campbell Stadium

'64 Blenkoff First Consensus All-American

'76 Bowden Era Begins

Game 12 • November 23 • Carter-Finley Stadium • Raleigh, NC

Florida State – 7 NC State – 17



Jerome Carter

Dominic Robinson

By DAVID DROSHAK
AP Sports Writer

RALEIGH, N.C. — T.A. McLendon rushed for 114 yards and one touchdown and North Carolina State's defense held No. 14 Florida State to 162 total yards for a 17-7 victory Saturday.

The Wolfpack (10-3, 5-3 ACC) became the first team in the Atlantic Coast Conference to beat the Seminoles two years in a row, winning 34-28 last season in Tallahassee, Fla.

N.C. State also snapped its three-game losing streak with a stunning defensive performance to win 10 games for the first time in 111 years of Wolfpack football.

Florida State (8-4, 7-1) can do no worse than tie Maryland for the ACC crown, but would have to finish more than five spots higher than the Terrapins in the final BCS standings to gain the league's major bowl bid. That's if Maryland wins its last two ACC games.

Florida State's offensive output was the lowest in Bobby Bowden's 325 games with the Seminoles. The previous worst was 173 yards at Nebraska in 1986.

Florida State, seeking its eighth undefeated mark in ACC play in 11 years, came into the game averaging an ACC-best 428.6 yards a game, but couldn't move it at all as Adrian McPherson fell to 3-1 since replacing Chris Rix at quarterback.

Rix didn't get into the game until there was 2:29 left.

McLendon had 82 yards rushing by the end of the third quarter, while the Seminoles had just 88 total yards in the worst offensive showing in Bowden's 27 seasons.

The Wolfpack led 10-7 and drove to the Florida State 2 before failing on a fourth-down pass from Philip Rivers to tight end Sean Berton. But Florida State was called for a holding pen-

alty in the end zone on its first play for a safety.

Jerricho Cotchery's 49-yard return of the free kick helped set up Adam Kiker's career-best 44-yard field goal that forced the Seminoles to score a TD and a two-point conversion just to tie.

That was before Manny Lawson blocked a punt out of the end zone for another safety with 5:43 left to seal it.

The Seminoles fell to 16-8 the last two seasons since going 99-11 the previous nine seasons in the ACC.

The Florida State offense was limited when running back Nick Maddox reinjured his right ankle on the first play of the game. Maddox, averaging an ACC-best 6.2 yards a carry, returned later in the first quarter but was ineffective on the sore ankle.

N.C. State dominated the first half, controlling the ball for 19 of the opening 30 minutes while limiting the Seminoles to 64 yards of offense.

The Seminoles drove to the Wolfpack 16 on the opening possession of the game, but after an illegal procedure penalty, McPherson was sacked twice to take Florida State out of field goal range.

Chance Gwaltney then had his punt blocked at midfield when he dropped the snap, leading to a 21-yard field goal by Kiker.

Florida State did little else on offense the rest of the half.

Kiker was set to try a 37-yarder midway

through the second quarter that could have given N.C. State a 6-0 lead, but Amato called for a fake. The trick play backfired when holder Chris Young was stripped by Alonzo Jackson and Michael Boulware returned it 84 yards to give Florida State a 7-3 lead.

Boulware, a linebacker, now has a touchdown in each of his first three seasons.

Late in the quarter, Rivers threw a key block as Josh Brown took a direct snap and raced 60 yards to the Florida State 1. After a 5-yard penalty, McLendon burst up the middle from 6 yards out to give the Wolfpack the lead at the break.

Rivers threw for 95 yards in the first half to become the third ACC quarterback to throw for at least 3,000 in two seasons. And McLendon's 16th rushing TD tied the league mark set in 1993 by North Carolina's Leon Johnson.

SCORE BY QUARTERS

Florida State	0	7	0	0	7
NC State	3	7	0	7	17

FIRST QUARTER

NCS-FG Kiker 21, 4:38.

SECOND QUARTER

FSU-Boulware 84 fumble return (Beitia kick), 7:35.

NCS-McLendon 6 run (Kiker kick), 1:25.

FOURTH QUARTER

NCS-Safety, holding penalty in end zone, 9:53.

NCS-FG Kiker 44, 7:36.



KENDYLL POPE



NCS-Safety, blocked punt out of end zone, 5:43.

TEAM STATISTICS

	FSU	NCS
First downs	13	20
Rushes-yards	21-34	46-191
Passing	143	171
Comp-Att-Int	13-27-1	18-29-0
Return Yards	96	14
Punts-Avg.	7-23.3	5-33.6
Fumbles-Lost	2-0	2-1
Penalties-Yards	12-104	12-94
Time of Possession	19:34	40:26
Attendance		51,500

INDIVIDUAL STATISTICS

RUSHING—FSU: Rix 2-22, Washington 4-12, Maddox 6-4, Boldin 1-4, McPherson 7-2, Gwaltney 1-(minus 10). NCS: McLendon 27-114, J. Brown 8-61, Peterson 1-13, Rivers 7-4, Young 1-3, Team 1-(minus 1), Edwards 1-(minus 3).

PASSING—FSU: McPherson 8-20-0-80, Rix 5-7-1-63. NCS: Rivers 18-27-0-171, Golden 0-1-0-0, Peterson 0-1-0-0.

RECEIVING—FSU: Robinson 4-70, Boldin 3-35, Thorpe 2-19, Maddox 1-7, L.Washington 1-6, T.Washington 1-5, Irons 1-1. NCS: Edwards 4-52, Hicks 4-25, McLendon 3-29, Murray 2-20, Berton 2-16, Cotchery 1-18, Brown 1-7, Peterson 1-4.

NC STATE NOTES...

FAMILY REUNION FOR NICK MADDOX

FSU senior running back Nick Maddox has already had to scramble this week — this time for tickets to today's game. The North Carolina native managed to get 58 for the game for his Aunt Pat and many of his family members.

HOT TICKET

Florida State sold out its allotment of 3,500 tickets for the game.

SCORELESS

Florida State was held scoreless in the first quarter for the fourth straight week. Florida State is 3-0 in those meetings where they did not score in the first 15 minutes. (Wake Forest, Georgia Tech and North Carolina)

BIG PLAY BOULWARE


Michael Boulware scored the first points of the day for the Seminoles on his 84-yard fumble return for a touchdown. The touchdown marked the third time in his career that he has returned a turnover for a TD (2001-vs. Miami, 73-yard fumble return, 2001-vs. Maryland, 23-yard interception return). Florida State's first score at Georgia Tech on Nov. 9th came on a Stanford Samuels 82-yard interception return for a TD.

SECOND QUARTER SCORING

With the Seminoles seven points in today's second quarter, FSU has now outscored its opponents 183-57 in the second quarter.

NOT ON THE GROUND

T.A. McLendon's six-yard touchdown at the 1:25 mark in the second quarter was the first rushing touchdown the Seminole defense has given up since the 8:25 mark of the first quarter at Wake Forest on November 2nd. That marks a span of 200 minutes and 10 seconds in the last four games (12 quarters).



MICHAEL BOULWARE

1993 & 1999 NATIONAL CHAMPIONS



2002 SEASON

47 First Season
50 First Game at Doak Campbell Stadium



'64 Biletnikoff First Consensus All-American



'76 Bowden Era Begins

Game 13 • November 30 • Doak Campbell Stadium • Tallahassee, FL

Florida State – 31 Florida – 14



Kendyll Pope

Leon Washington

By EDDIE PELLIS
AP Sports Writer

TALLAHASSEE, Fla. — All of a sudden, the season doesn't seem so bad for Florida State.

Taking advantage of his second chance, Chris Rix ran for 83 yards and threw two touchdowns to Anquan Boldin to help the No. 23 Seminoles earn their biggest win of the year, 31-14 over No. 15 Florida on Saturday night.

"We finally looked like Florida State," relieved coach Bobby Bowden said.

Freshman tailback Leon Washington ran for 134 yards. Linebacker Kendyll Pope returned an interception for a touchdown. A week of turmoil melted away with a big post-game celebration, and a season of disappointments took a long-awaited positive turn for the Seminoles (9-4).

"We knew we had the receivers, we knew we had the quarterbacks, we knew we had the runners," Bowden said. "But it just wasn't happening. Tonight was the first night it happened."

The Seminoles beat their biggest rival for the fourth time in five years, and now they have a month to get ready for a trip to a major bowl — probably the Sugar.

"It doesn't get much better than that," Pope said.

On the other side, Ron Zook had no more luck in his first year than Steve Spurrier did in 12 seasons when it comes to winning at Doak Campbell Stadium. The Gators (8-4) still haven't won in Tallahassee since 1986.

"I guess the streak continues," Florida offensive lineman Shannon Snell said.

Coming into the week, Zook still had a chance to salvage a disappointing season of his own by winning 10 games. But that won't

happen, and now it's Florida, not Florida State, that will spend an uncomfortable month stewing before its bowl trip, very likely to the Outback.

"It hurts," Zook said. "It hurts our players bad. It hurts our coaches bad. But they were the better team today."

Zook put a gag order on his players during the buildup to the game. He did it because he thought it would help the Gators win. The ploy didn't work, but Zook said he had no regrets about the decision.

"If I had to do it over again, I'd do the same thing," he said. "I thought we were focused, zeroed in on what we had to do."

Florida's hopes grew dim with 10 minutes left in the third quarter when Grossman flipped a pass to tight end Aaron Walker. Walker tipped it into the hands of Pope, whose


13-yard interception return gave the Seminoles a 24-6 lead.

A little later, Grossman, who finished with 303 yards, led the Gators on an 84-yard touchdown drive to cut the deficit to 10.


But Rix and Boldin answered with what might have been Florida State's best drive of the season. They connected for a 26-yard gain and for a 19-yard touchdown as part of an 80-yard drive that made the score 31-14 and turned the rest of the night into a Seminole celebration.

"He's a fighter," Boldin said of Rix. "He is one of those guys who never would quit."

The Gators blew their chance to make this a game in the first half, when two trips inside the 20 netted only two field goals. Elsewhere, Ingle Martin's short punts — he averaged 32 yards on seven kicks — gave FSU the field-



CHRIS RIX



position advantage, and 84 yards in penalties short-circuited a number of drives.

Midway through the second quarter, officials stopped play, gathered linemen from both teams into the huddle and told them the cheap stuff had to stop.

"You can't say anything bad about them," Snell said. "They played rough, but they played fair."

Rix, an early Heisman candidate whose season quickly went south, threw a pair of gorgeous 22-yard strikes on a second-quarter scoring drive. The second pass was to Boldin, who fought off coverage to get himself open for a 17-6 lead.

Rix's passing stats — 13-for-29 for 194 yards — weren't incredible. But most important, he avoided the mistakes that cost Florida State games early in the year and landed him on the bench, as a season that began with dreams of a national title turned into something much less.

"I can't even describe how it feels," Rix said. "From playing, to not playing, to going out tonight and beating Florida. I've never been happier."

SCORE BY QUARTERS

Florida	3	3	8	0	14
Florida State	3	14	7	7	31

FIRST QUARTER

UF-FG Leach 27, 10:35.

FSU-FG Beitia 36, 6:35.

SECOND QUARTER

FSU-L.Washington 7 run (Beitia kick), 14:54.

UF-FG Leach 37, 10:56.

FSU-Boldin 22 pass from Rix (Beitia kick), 5:37.

THIRD QUARTER

FSU-Pope 13 interception (Beitia kick), 10:00.

UF-Small 11 pass from Grossman (Jacobs from Grossman), 1:07.

FOURTH QUARTER

FSU-Boldin 19 pass from Rix (Beitia kick), 13:09.

TEAM STATISTICS

	UF	FSU
First downs	21	22
Rushes-yards	27-83	43-225
Passing	303	194
Comp-Att-Int	24-47-1	13-30-0
Return Yards	4	52
Punts-Avg.	7-32	6-37
Fumbles-Lost	2-0	0-0
Penalties-Yards	9-84	9-70
Time of Possession	26:44	33:16
Attendance		83,938

INDIVIDUAL STATISTICS

RUSHING-UF: Graham 17-82, Carthon 4-12, Ratliff 1-(minus 2), Grossman 5-(minus 9). FSU: L.Washington 26-134, Rix 14-83, Boldin 1-5, T.Washington 2-3.

PASSING-UF: Grossman 24-47-1-303. FSU: Rix 13-29-0-194, Boldin 0-1-0-0.

RECEIVING-UF: Jacobs 7-95, Kight 6-132, Small 4-42, Walker 3-34, Graham 2-2, Carthon 2-(minus 2). FSU: Boldin 8-101, Gardner 3-62, Robinson 1-22, Thorpe 2-175.

FLORIDA NOTES...

CHECK THIS OUT

Florida State's last home loss in a night game was actually on September 9, 1989 when Clemson defeated the Seminoles, 34-23. Since then, FSU has won 27 straight home games under the lights.

THE LAST TIME

Before tonight, the last time FSU and Florida were tied after the first quarter of play was back in the 1995 Sugar Bowl when the score was also knotted at 3-3. FSU went on to win that game 23-17.

HE RUNS, HE SCORES

Freshman tailback Leon Washington scored his first career rushing touchdown in tonight's second quarter. Washington's 75 first half rushing yards (on 11 carries) is already more than he's had in a game this season. His previous high was 56 yards on 13 carries in the UNC win.

FSU - UF AT THE HALF

Since 1976, the team that leads at halftime in the Florida State-Florida series has won 20 of the 28 games (20-4-1). The teams have gone into the locker room at halftime tied three times: 1989 - 10-10; 1986 - 10-10; 1978 - 21-21.

FSU LEADING AT HALFTIME THIS SEASON

Coming into tonight's game, Florida State has led at halftime in nine games this season and is 7-2 in those contests, including 4-0 at home. FSU and Notre Dame were tied at 10.

HALFTIME ADVANTAGE

Florida State's 11-point advantage (17-6) over Florida at halftime tonight is FSU's largest halftime lead over the Gators since 1992 when the Seminoles led by 21 (38-17). FSU won that game 45-24.

IN THE HOUSE

Tonight's crowd of 83,938 is the second largest crowd in Doak Campbell Stadium history. The largest crowd is 84,106, set this season on October 26, 2002 vs. Notre Dame.

THE D SCORES AGAIN

With Kendall Pope's second interception of the year (and fifth career) and first career touchdown, the Florida State defense has now scored four TDs this year. Alonzo Jackson returned an INT 48 yards vs. Iowa State, Stanford Samuels had an 82-yard INT return against Georgia Tech and Michael Boulware had an 84-yard fumble return at NC State.

ANOTHER BIG SECOND QUARTER

We've been saying it all year long, so what the heck. FSU has had big second quarters all season and has outscored its opponent, 197-60. FSU has averaged 15.1 points in the second quarter in 2002 while holding opponents to just 4.6 points.

RIX HAS CAREER RUSHING NIGHT

Quarterback Chris Rix rushed for a career-high 83 yards on 14 carries tonight. His previous career-high was 60 yards on 14 carries vs. Georgia Tech on December 1, 2001.

QUICK HITS...

... Florida State has scored at least 23 points vs. Florida in Tallahassee in every meeting (eight) since 1986 — FSU's last home loss to UF (17-13).

... Since 1990, the team that has rushed for more yards is 13-1-1 in the Florida State-Florida series (tonight's rushing: FSU 203; UF 83).

... FSU owns a 7-0-1 advantage over Florida in Doak Campbell Stadium in the last eight meetings.

... With tonight's win, FSU is 9-4 on the season, marking the 20th time in Bobby Bowden's 27 years that a Seminole team has recorded at least nine wins in a season.

QUAN MAKES IT SIX

With 101 yards tonight, Anquan Boldin has recorded his fourth 100-yard game of the season and the sixth of his career. His career-high is 175 yards on nine catches in the Notre Dame game.

TRUE LEON

True freshman Leon Washington recorded his first career 100-yard rushing game with a career-high 134 yards on a career-high 26 carries in tonight's game. His previous career-high was 56 yards on a career-high 13 carries in the UNC win. The last time a true freshman recorded a 100-yard rushing game for the Seminoles was Travis Minor, who recorded 142 yards vs. Florida on November 22, 1997. Minor had three 100-yard rushing games as a true freshman (the other two: North Carolina 128; Virginia 157).




2002 SEASON



Game 14 • January 1, 2003 • The Sugar Bowl • New Orleans, LA

Florida State – 13 Georgia – 26



Allen Augustin

Craphonso Thorpe

By PAUL NEWBERRY
AP Sports Writer

NEW ORLEANS (AP) – Georgia wasn't satisfied just making it to the Sugar Bowl. The Bulldogs wanted to finish their memorable season in style.

Consider it done.

Bruce Thornton returned an interception for a touchdown, backup quarterback D.J. Shockley tossed a scoring pass and No. 4 Georgia stymied a shorthanded Florida State team for a 26-13 victory Wednesday night.

Billy Bennett kicked four field goals and MVP Musa Smith rushed for 145 yards as the Bulldogs went conservative, throwing a season-low 15 passes. All they had to do was let Fabian Walker, making his first start at quarterback for the 16th-ranked Seminoles, beat himself.

Walker obliged, throwing two interceptions and also losing a fumble. The Seminoles had only one turnover in their last four regular-season games.

The Bulldogs (13-1) became the first team in school history to win 13 games, capping a breakthrough season in which sophomore coach

Mark Richt steered the program back to national prominence.

Richt even got the satisfaction of beating his former boss. He served 14 years on Bobby Bowden's staff at Florida State before moving to Georgia in 2001.

"I'm thankful for the victory," Richt said. "I'm just thankful to Bobby Bowden still. He's still the teacher. I love him dearly, but I love Georgia and I'm real proud of these guys."

Plenty of Georgia fans were on hand to savor the moment. Red and black dominated the Superdome as the Bulldogs made their first Sugar Bowl appearance since the 1982 season — also the year of their last Southeastern Conference championship.

"Our offense was not very structured," Bowden said. "The split-second timing definitely wasn't there. We were just kind of hoping someone could make some plays."

In all fairness, the Seminoles might have given a better showing at full strength. But they lost their top two quarterbacks and had to go with third choice Walker, who had thrown only eight passes in his career.



ANQUAN BOLDIN

10-TIME ACC CHAMPIONS



Walker, a Georgia native, threw both interceptions when trying to force passes to well-covered receivers. Thornton took his interception 71 yards for a touchdown, putting the Bulldogs ahead for good with 6 minutes left in the first half.

On Florida State's first offensive play of the second half, Walker was stripped of the ball by Will Thompson and Ken Veal recovered for the Bulldogs, setting up Bennett's third field goal of the night and a comfortable 23-7 lead.

The Seminoles gave star receiver Anquan Boldin a shot at quarterback, hoping he could spark the offense. It might have worked, too, if Talman Gardner had not dropped a perfectly thrown deep pass near the goal line.

Boldin hopped up and down in dismay after the ball slipped through Gardner's hands. On the next play, Boldin bruised his left hand when dragged down behind the line, knocking him out for the rest of the first half.

After getting his hand checked out, Boldin came back to throw a 40-yard touchdown pass to Craphonso Thorpe on the final play of the third quarter. It wasn't enough.

Boldin also caught a touchdown pass, hauling down a 5-yarder from Walker early in the second quarter to give the Seminoles a short-lived 7-3 lead.

Georgia's offense didn't do much, managing just one touchdown on its own — and even that score was set up by Damian Gary's 26-yard punt return.

Shockley, who played four series in relief of starter David Greene, took advantage of Gary's long return right away, lofting a 37-yard touchdown pass to Terrence Edwards on his only throw of the night.

On his way down the field to celebrate, Shockley jawed with a couple of Florida State players, undoubtedly a holdover from a fumble on his first possession.

That was Georgia's only turnover. The Bulldogs went conservative, relying on one of the nation's top-ranked defenses to shut down the Seminoles.

Smith had 18 of his 23 carries in the second half, rushing for 108 yards over the final two quarters.

"We started to pound the ball down their throat," he said. "At halftime, coach Richt said he was going to run it in the third and fourth quarters."

With Richt at the helm, the Bulldogs are certainly a program on the rise.

"The greatest thing he did, he brought us the blueprint of working hard," Smith said. "All of us came together as a team. I'm looking forward to great things next year."

Bennett connected on field goals of 23, 42, 25 and 35 yards to give him 130 points for the season, breaking Garrison Heart's school record of 126 in 1992.

SCORE BY QUARTERS

Georgia	3	14	6	3	26
Florida State	0	7	6	0	13

FIRST QUARTER

GA—FG Bennett 23, 4:19.

SECOND QUARTER

FSU—Boldin 5 pass from Walker (Beitia kick), 13:41.

GA—Thornton 71 interception return (Bennett kick), 6:24.

GA—Edwards 37 pass from Shockley

(Bennett kick), 3:43.

THIRD QUARTER

GA—FG Bennett 42, 11:06.

GA—FG Bennett 25, 8:49.

FSU—Thorpe 40 pass from Boldin (run failed), 0:00.

FOURTH QUARTER

GA—FG Bennett 35, 10:17.

TEAM STATISTICS

	GA	FSU
First Downs	11	18
Rushes-yards	36-151	41-115
Passing	125	147
Comp-Att-Int	10-15-0	13-26-2
Return Yards	113	125
Punts-Avg	4-48.2	5-40.4
Fumbles-Lost	1-1	2-1
Penalties-Yds	6-59	5-37


Time of Possession 26:09 33:51
Attendance 74,269

INDIVIDUAL STATISTICS

RUSHING—GA: Smith 23-145, Milton 5-13, Shockley 3-2, Wall 1-0, team 2-(minus 2), Greene 2-(minus 7). FSU: Washington 10-48, Boldin 13-34, Maddox 9-32, Dean 1-5, Reid 1-2, Walker 7-(minus 6).

PASSING—GA: Greene 9-14-0-88, Shockley 1-1-0-37. FSU: Boldin 6-14-0-78, Walker 7-12-2-69.

RECEIVING—GA: Edwards 3-60, Gibson 2-12, Johnson 1-34, Brown 1-11, Watson 1-5, Wall 1-3, Smith 1-0. FSU: Maddox 4-24, Boldin 3-34, Sam 2-11, Thorpe 1-40, Morgan 1-18, Hughes 1-14, Gardner 1-6.



PATRICK HUGHES

2002 SEASON



First Game at Doak Campbell Stadium

'47 First Season

'64 Consensus All-American

'76 Era Begins

ACC Final Statistics

2002 STANDINGS

TEAM	CONFERENCE POINTS						OVERALL POINTS					
	W	L	T	FOR	OPP	PCT	W	L	T	FOR	OPP	PCT
Florida State	7	1	0	275	142	.875	9	5	0	428	301	.643
Maryland	6	2	0	247	161	.750	11	3	0	451	228	.786
Virginia	6	2	0	220	185	.750	9	5	0	402	348	.643
NC State	5	3	0	192	127	.625	11	3	0	460	238	.786
Clemson	4	4	0	197	223	.500	7	6	0	330	349	.538
Georgia Tech	4	4	0	148	150	.500	7	6	0	280	267	.538
Wake Forest	3	5	0	196	198	.375	7	6	0	356	327	.538
North Carolina	1	7	0	113	285	.125	3	9	0	223	421	.250
Duke	0	8	0	137	254	.000	2	10	0	227	353	.167

FIRST TEAM – OFFENSE

QB	Woody Dantzler, Sr.	Clemson
QB	Matt Schaub, Jr.	Virginia
RB	Chris Downs, Sr.	Maryland
RB	T.A. McLendon, Fr.	NC State
WR	Jerricho Cotchery, Jr.	NC State
WR	Billy McMullen, Sr.	Virginia
TE	Sean Berton, Sr.	NC State
OT	BRETT WILLIAMS, SR.	FLORIDA STATE
OT	Matt Crawford, Sr.	Maryland
OG	MONTRAE HOLLAND, SR.	FLORIDA STATE
OG	Blake Henry, Sr.	Wake Forest
OC	Todd Wike, Sr.	Maryland
PK	Nick Novak, So.	Maryland

FIRST TEAM – DEFENSE

DL	ALONZO JACKSON, SR.	FLORIDA STATE
DL	Calvin Pace, Sr.	Wake Forest
DL	Shawn Johnson, Jr.	Duke
DL	Nick Eason, Gr.	Clemson
LB	E.J. Henderson, Sr.	Maryland
LB	Dantonio Burnette, Sr.	NC State
LB	Angelo Crowell, Sr.	Virginia
DB	Terrence Holt, Sr.	NC State
DB	Jeremy Muyres, Sr.	Georgia Tech
DB	Dexter Reid, Jr.	North Carolina
DB	Domonique Foxworth, So.	Maryland
SP	Steve Suter, So.	Maryland
P	Brooks Barnard, Sr.	Maryland

SECOND TEAM – OFFENSE

QB	Philip River, Jr.	NC State
RB	GREG JONES, JR.	FLORIDA STATE
RB	Alex Wade, Jr.	Duke
WR	Kerry Watkins, Sr.	Georgia Tech
WR	ANQUAN BOLDIN, JR.	FLORIDA STATE
TE	Heath Miller, Fr.	Virginia
OT	Nat Dorsey, So.	Georgia Tech
OT	Chris Colmer, Jr.	NC State
OG	Lamar Bryant, Jr.	Maryland
OG	Shane Riggs, Sr.	NC State
C	ANTOINE MIRAMBEAU, SR.	FLORIDA STATE
PK	Luke Manget, Sr.	Georgia Tech

SECOND TEAM – DEFENSE

DL	Chris Canty, So.	Virginia
DL	Shawn Price, Sr.	NC State
DL	Randy Starks, So.	Maryland
DL	Bryant McNeal, Sr.	Clemson
LB	MIKE BOULWARE, JR.	FLORIDA STATE
LB	Recardo Wimbush, Sr.	Georgia Tech
LB	KENDYLL POPE, JR.	FLORIDA STATE
DB	Justin Miller, Fr.	Clemson
DB	Brian Mance, Sr.	Clemson
DB	Madiou Williams, Jr.	Maryland
DB	Jerton Evans, Sr.	Virginia
SP	Fabian Davis, Sr.	Wake Forest
P	CHANCE GWALTNEY, SR.	FLORIDA STATE

HONORABLE MENTION

PK	XAVIER BEITA, SO.	FLORIDA STATE
----	--------------------------	----------------------

COACH OF THE YEAR	Al Groh, Va
ROOKIE OF THE YEAR	T.A. McLendon, NCS
OFFENSIVE PLAYER OF THE YEAR	Matt Schaub, Va
DEFENSIVE PLAYER OF THE YEAR	E.J. Henderson, Md

PLAYER OF THE YEAR	Matt Schaub, Va
JACOBS BLOCKING TROPHY	BRETT WILLIAMS, FSU
TATUM AWARD	Jeremy Muyres, Ga Tech
PICCOLO AWARD	ANQUAN BOLDIN, FSU



2002 ACC Football Statistics

RUSHING

	GP	ATT	YDS	AVG	TD	YDS/G
Greg Jones, Jr., FSU	10	161	938	5.8	8	93.8
T.A. McLendon, Fr., NCS	13	245	1101	4.5	18	84.7
Chris Downs, Sr., Md	14	208	1154	5.5	13	82.4
Alex Wade, Jr., Duke	12	201	979	4.9	4	81.6
Tarence Williams, Sr., WF	12	186	852	4.6	5	71.0
Wali Lundy, Fr., UVa	14	196	826	4.2	6	59.0
Chris Douglas, Jr., Duke	11	131	640	4.9	2	58.2
Chris Barclay, Fr., WF	13	144	703	4.9	9	54.1
Nick Maddox, Sr., FSU	12	106	602	5.7	4	50.2
Bernard Rambert, Sr., CU	10	117	488	4.2	6	48.8
Jacque Lewis, So., UNC	12	130	574	4.4	2	47.8
Yusef Kelly, So., CU	12	125	520	4.2	8	43.3
Gordon Clinkscale, Sr., GaT	12	75	468	6.2	3	39.0
Josh Brown, So., NCS	14	123	483	3.9	2	34.5
Fabian Davis, Sr., WF	13	52	446	8.6	1	34.3

RECEPTIONS PER GAME

	GP	REC	YDS	TD	AVG/C	REC/G
Sam Aiken, Sr., UNC	12	68	990	4	14.6	5.67
Kerry Watkins, Sr., GaT	13	71	1050	5	14.8	5.46
Billy McMullen, Sr., UVa	14	69	894	3	13.0	4.93
Jericho Cotchery, Jr., NCS	14	67	1192	7	17.8	4.79
Anquan Boldin, Jr., FSU	14	65	1011	13	15.6	4.64
Kevin Youngblood, Jr., CU	13	59	591	2	10.0	4.54
Wali Lundy, Fr., UVa	14	58	435	4	7.5	4.14
JJ McKelvey, Sr., CU	13	52	785	4	15.1	4.00
Derrick Hamilton, So., CU	13	52	602	2	11.6	4.00
Will Glover, Sr., GaT	13	47	434	3	9.2	3.62

ALL PURPOSE

	GP	RUSH	RCV	PR	KR	YDS	AVG/G
Derrick Hamilton, So., CU	13	208	602	377	696	1883	144.8
Fabian Davis, Sr., WF	13	446	575	363	363	1747	134.4
Steve Suter, So., Md.	14	82	303	771	546	1702	121.6
Kerry Watkins, Sr., GaT	13	39	1050	0	481	1570	120.8
Wali Lundy, Fr., UVa	14	826	435	0	409	1670	119.3
T.A. McLendon, Fr., NCS	13	1101	354	0	0	1455	111.9
Jericho Cotchery, Jr., NCS	14	8	1192	109	91	1400	100.0
Alex Wade, Jr., Duke	12	979	159	0	0	1138	94.8
Chris Downs, Sr., Md	14	1154	165	0	0	1319	94.2
Chris Douglas, Jr., Duke	11	640	254	0	125	1019	92.6

KICK RETURN AVERAGE

	GP	RET	YDS	TD	AVG
Justin Miller, Fr., CU	13	13	456	1	35.1
Steve Suter, So., Md.	14	22	546	0	24.8
Wali Lundy, Fr., UVa	14	17	409	0	24.1
Derrick Hamilton, So., CU	13	32	696	0	21.8
Wallace Wright, So., UNC	9	29	624	0	21.5
Fabian Davis, Sr., WF	13	17	363	0	21.4
Kerry Watkins, Sr., GaT	13	23	481	0	20.9
Ronnie Elliott, Fr., Duke	12	17	294	0	17.3

FIELD GOALS

	GP	FG	FGA	PCT.	FG/G
Nick Novak, So., Md	14	24	28	85.7	1.71
Aaron Hunt, Jr., CU	12	17	22	77.3	1.42
Xavier Beitia, So., FSU	14	19	28	67.9	1.36
Matt Wisnosky, So., WF	13	17	25	68.0	1.31
Brent Garber, Jr., Duke	12	14	25	56.0	1.17
Luke Manget, Jr., GaT	12	12	17	70.6	1.00
Dan Orner, Jr., UNC	12	9	14	64.3	0.75
Kurt Smith, Fr., UVa	14	7	12	58.3	0.50

TOTAL OFFENSE

	GP	Rush	Pass	Plays	Total	Yds/G
Darian Durant, So., UNC	8	163	2123	334	2286	285.8
Philip Rivers, Jr., NCS	14	100	3353	475	3453	246.6
Matt Schaub, Jr., UVa	14	95	2976	488	3071	219.4
Scott McBrien, Jr., Md.	14	284	2497	372	2781	198.6
Chris Rix, So., FSU	11	289	1684	311	1973	179.4
A.J. Suggs, Jr., GaT	13	21	2242	415	2263	174.1
Adam Smith, So., Duke	12	-119	2031	370	1912	159.3

James MacPherson, Sr., WF	13	177	1837	291	2014	154.9
T.A. McLendon, Fr., NCS	13	1101	0	245	1101	84.7
Chris Downs, Sr., Md.	14	1154	0	208	1154	82.4

PASS EFFICIENCY

	GP	ATT	CMP	INT	PCT	YDS	TD	EFF
Matt Schaub, Jr., UVa	14	418	288	7	68.9	2976	28	147.5
Scott McBrien, Jr., Md.	14	284	162	10	57.0	2497	15	141.3
Philip Rivers, Jr., NCS	14	418	262	10	62.7	3353	20	141.1
James MacPherson, Sr., WF	13	223	123	4	55.2	1837	8	132.6
Chris Rix, So., FSU	11	225	118	7	52.4	1684	13	128.2
Adam Smith, So., Duke	12	308	174	9	56.5	2031	12	118.9
A.J. Suggs, Jr., GaT	13	363	208	15	57.3	2242	12	111.8

RECEIVING YDS PER GAME

	GP	REC	YDS	TD	AVG/C	YDS/G
Jericho Cotchery, Jr., NCS	14	67	1192	7	17.8	85.1
Sam Aiken, Sr., UNC	12	68	990	4	14.6	82.5
Kerry Watkins, Sr., GaT	13	71	1050	5	14.8	80.8
Anquan Boldin, Jr., FSU	14	65	1011	13	15.6	72.2
Billy McMullen, Sr., UVa	14	69	894	3	13.0	63.9
JJ McKelvey, Sr., CU	13	52	785	4	15.1	60.4
Jason Anderson, So., WF	10	23	535	6	23.3	53.5
Derrick Hamilton, So., CU	13	52	602	2	11.6	46.3
Kevin Youngblood, Jr., CU	13	59	591	2	10.0	45.5
Talman Gardner, Sr., FSU	14	38	625	8	16.4	44.6

SCORING

	GP	TD	XPT	FG	PTS	PTS/G
Nick Novak, So., Md.	14	0	53	24	125	8.9
T.A. McLendon, Fr., NCS	13	18	0	0	108	8.3
Xavier Beitia, So., FSU	14	0	51	19	108	7.7
Aaron Hunt, Jr., CU	12	0	37	17	88	7.3
Matt Wisnosky, So., WF	13	0	33	17	84	6.5
Chris Downs, Sr., Md.	14	15	0	0	90	6.4
Anquan Boldin, Jr., FSU	14	13	0	0	78	5.6
Ovie Mughelli, Sr., WF	13	12	0	0	72	5.5
Luke Manget, Sr., GaT	12	0	29	12	65	5.4
Brent Garber, Jr., Duke	12	0	21	14	63	5.2

PUNT RETURN AVERAGE

	GP	RET	YDS	TD	AVG
Steve Suter, So., Md.	14	56	771	4	13.8
Leon Washington, Fr., FSU	14	34	392	0	11.5
Derrick Hamilton, So., CU	13	35	377	0	10.8
Kelley Rhino, Sr., GaT	11	45	447	0	9.9
Fabian Davis, Sr., WF	13	39	363	1	9.3
Marques Hagans, Fr., UVa	14	29	262	1	9.0
Khary Sharpe, So., Duke	11	26	162	0	6.2
Jericho Cotchery, Jr., NCS	14	20	109	0	5.4
Michael Waddell, Sr., UNC	10	17	72	0	4.2


PUNTING

	GP	PUNT	YDS	AVG
Brooks Barnard, Sr., Md	14	55	2373	43.1
Chris Morehouse, Sr., GaT	10	33	1396	42.3
Chance Gwaltney, Sr., FSU	14	72	2862	39.8
Dan Dyke, Sr., GaT	11	39	1531	39.3
Trey McDonald, So., Duke	10	49	1923	39.2
Austin Herbert, Jr., NCS	14	61	2268	37.2
Wynn Kopp, Sr., CU	13	63	2340	37.1
Tom Hagan, Fr., UVa	14	62	2273	36.7
John Lafferty, Jr., UNC	12	61	2235	36.6

INTERCEPTIONS

	GP	INT	YDS	TD	INT/G
Justin Miller, Fr., CU	13	8	50	0	0.62
Brian Mance, Sr., CU	13	6	1	0	0.46
Jeremy Muires, Sr., GaT	13	5	37	0	0.38
Domonique Foxworth, So., Md	14	5	64	0	0.36
Rod Johnson, Sr., NCS	12	4	67	0	0.33
Madieu Williams, Jr., Md	14	4	0	0	0.29
Alex Green, So., Duke	12	3	31	0	0.25
Terrell Smith, Jr., Duke	12	3	17	0	0.25
Kenneth Stanford, So., Duke	12	3	-7	0	0.25

1993 & 1999 NATIONAL CHAMPIONS



Maryland	14	444	251	18	56.5	2942	6.6	12	210.1
Virginia	14	433	262	15	60.5	3020	7.0	14	215.7
Georgia Tech	13	440	235	11	53.4	2874	6.5	11	221.1
North Carolina	12	306	168	6	54.9	2775	9.1	24	231.2
Wake Forest	13	413	242	13	58.6	3016	7.3	22	232.0
Florida State	14	465	249	16	53.5	3293	7.1	21	235.2
Duke	12	405	245	12	60.5	3056	7.5	18	254.7

SCORING DEFENSE

	G	TD	XP	2XP	DXP	FG	SAF	PTS	AVG
Maryland	14	25	22	0	0	18	1	228	16.3
NC State	14	29	23	1	0	13	0	238	17.0
Georgia Tech	13	30	27	2	0	18	1	267	20.5
Florida State	14	35	31	1	0	18	2	301	21.5
Virginia	14	41	32	1	0	22	1	348	24.9
Wake Forest	13	41	35	1	0	14	1	327	25.2
Clemson	13	42	36	1	0	19	1	349	26.8
Duke	12	44	39	0	0	16	1	353	29.4
North Carolina	12	58	53	1	0	6	0	421	35.1

PUNT RETURNS

	G	RET	YDS	TD	AVG
Maryland	14	58	773	4	13.3
Florida State	14	45	477	0	10.6
Clemson	13	42	437	0	10.4
Georgia Tech	13	52	524	0	10.1
Virginia	14	39	385	2	9.9
Wake Forest	13	41	370	1	9.0
NC State	14	35	290	3	8.3
Duke	12	32	187	0	5.8
North Carolina	12	24	137	0	5.7

NET PUNTING

	G	NO	YDS	AVG	RET	YDS	AVG	NET/P
Maryland	14	55	2373	43.1	28	297	10.6	7.7
Georgia Tech	13	74	2956	39.9	37	306	8.2	35.8
Wake Forest	13	61	2458	40.3	32	327	10.2	34.9
Florida State	14	76	2932	38.6	45	399	8.9	33.3
Duke	12	70	2651	37.9	42	378	9.1	32.5
NC State	14	61	2268	37.2	34	311	9.1	32.1
North Carolina	12	68	2451	36.0	36	317	8.8	31.4
Virginia	14	66	2299	34.8	36	308	8.5	30.2
Clemson	13	65	2340	36.0	41	413	10.0	29.6

FIRST DOWNS

	G	RUSH	PASS	PEN	TOTAL
Florida State	14	143	130	26	299
NC State	14	105	154	22	281
Virginia	14	105	146	23	274
Wake Forest	13	166	93	15	274
Maryland	14	148	105	17	270
Clemson	13	105	131	22	258
Georgia Tech	13	109	120	24	253
North Carolina	12	87	132	19	238
Duke	12	106	99	15	220

3RD-DN CONVERSIONS

	G	CONV	ATT	PCT
NC State	14	96	202	47.5
Virginia	14	79	189	41.8
Clemson	13	79	195	40.5
Georgia Tech	13	80	200	40.0
Maryland	14	69	175	39.4
Wake Forest	13	79	203	38.9
North Carolina	12	68	177	38.4
Florida State	14	75	198	37.9
Duke	12	73	199	36.7

SACKS BY

	G	SACKS	YARDS
NC State	14	48	355
Maryland	14	37	213
Georgia Tech	13	32	200
Florida State	14	31	187
Duke	12	30	225
Clemson	13	29	248
Virginia	14	26	159
North Carolina	12	20	158
Wake Forest	13	19	117

PENALTIES

	G	NO	YDS	AVG/G
Virginia	14	64	484	34.6
Duke	12	65	532	44.3
Wake Forest	13	83	684	52.6
Maryland	14	84	774	55.3
Clemson	13	81	769	59.2

Georgia Tech	13	95	792	60.9
NC State	14	101	881	62.9
North Carolina	12	95	792	66.0
Florida State	14	109	935	66.8

TIME OF POSSESSION

	G	TOTAL TIME	AVG/G
Duke	12	384:47	32:03
NC State	14	436:50	31:12
Wake Forest	13	402:00	30:55
Florida State	14	425:40	30:24
Georgia Tech	13	394:55	30:22
Maryland	14	409:10	29:13
North Carolina	12	350:00	29:10
Clemson	13	367:28	28:16
Virginia	14	392:32	28:02

RED ZONE OFFENSE

	G	REDZONE	PCT	TDS	RP	FG-AT	FUMINT	DWNS	OTHER
Maryland	14	46-53	86.8	34	25/9	12-14			1/0/1/3
Georgia Tech	13	35-41	85.4	26	17/9	9-10			0/3/2/0
Florida State	14	48-58	82.8	35	17/18	13-17			2/1/3/0
Virginia	14	50-61	82.0	40	15/25	10-15			2/2/2/0
Clemson	13	43-53	81.1	29	20/9	14-16			0/1/5/2
NC State	14	53-67	79.1	45	32/13	8-11			4/2/4/1
Wake Forest	13	48-61	78.7	34	32/2	14-20			2/0/5/0
North Carolina	12	20-30	66.7	17	5/12	3-4			2/2/4/1
Duke	12	25-38	65.8	17	6/11	8-14			2/1/4/0

RED ZONE DEFENSE

	G	REDZONE	PCT	TDS	RP	FG-AT	FUMINT	DWNS	OTHER
NC State	14	26-40	65.0	18	11/7	8-10			1/1/10/0
Maryland	14	32-46	69.6	20	12/8	12-13			2/4/6/1
North Carolina	12	47-63	74.6	42	29/13	5-14			4/1/1/1
Wake Forest	13	35-44	79.5	27	16/11	8-11			2/3/0/1
Clemson	13	42-52	80.8	29	14/15	13-15			1/3/3/1
Virginia	14	52-64	81.2	35	22/13	17-19			5/2/3/0
Georgia Tech	13	35-43	81.4	21	14/7	14-19			0/0/3/0
Florida State	14	37-44	84.1	25	10/15	12-13			2/2/1/1
Duke	12	39-46	84.8	28	17/11	11-14			1/1/2/0

OPPONENT 1ST DOWNS

	G	RUSH	PASS	PEN	TOTAL
Georgia Tech	13	93	121	14	228
Duke	12	85	125	25	235
Clemson	13	105	109	29	243
Maryland	14	96	133	19	248
NC State	14	117	109	26	252
Florida State	14	98	138	18	254
Wake Forest	13	117	138	13	268
North Carolina	12	144	112	20	276
Virginia	14	158	142	14	314

OPPONENT 3RD-DOWN CONVERSIONS

	G	CONV	ATT	PCT
NC State	14	57	206	27.7
Georgia Tech	13	70	209	33.5
Florida State	14	71	208	34.1
Wake Forest	13	69	182	37.9
Maryland	14	92	227	40.5
Clemson	13	81	197	41.1
Duke	12	72	174	41.4
Virginia	14	87	209	41.6
North Carolina	12	78	162	48.1

SACKS AGAINST

	G	SACKS	YARDS
NC State	14	12	56
Wake Forest	13	12	86
Georgia Tech	13	20	168
Maryland	14	21	151
Virginia	14	22	161
Clemson	13	31	206
Florida State	14	32	184
Duke	12	37	257
North Carolina	12	46	350

KICKOFF COVERAGE

	G	NO	YDS	TD	AVG
Georgia Tech	13	34	642	0	18.9
Florida State	14	51	1005	0	19.7
Maryland	14	58	1164	0	20.1
Wake Forest	13	49	1022	1	20.9
Virginia	14	62	1311	1	21.3
NC State	14	54	1177	1	21.8
Clemson	13	56	1239	3	22.1
Duke	12	31	771	0	24.9
North Carolina	12	28	713	1	25.5

1993 & 1999 NATIONAL CHAMPIONS



2002 SEASON

47 First Season
50 Campbell Stadium
First Game at Doak



64 Bilenkoff First Consensus All-American

76 Bowden Era Begins

2002 ACC Football Superlatives

INDIVIDUAL PLAYER GAME HIGHS

POINTS SCORED

- 30 T.A. McLendon (NC State) at Texas Tech 9/21/02
- 24 Ovie Mughelli (Wake Forest) at Northern Illinois 8/29/02
- 24 Tony Hollings (Georgia Tech) at Connecticut 9/7/02
- 24 Chesley Borders (North Carolina) at Arizona State 10/5/02
- 24 Chris Downs (Maryland) at North Carolina 11/2/02
- 24 Wali Lundy (Virginia) vs West Virginia 12/28/02

TOUCHDOWNS

- 5 T.A. McLendon (NC State) at Texas Tech 9/21/02
- 4 Ovie Mughelli (Wake Forest) at Northern Illinois 8/29/02
- 4 Tony Hollings (Georgia Tech) at Connecticut 9/7/02
- 4 Chesley Borders (North Carolina) at Arizona State 10/5/02
- 4 Chris Downs (Maryland) at North Carolina 11/2/02
- 4 Wali Lundy (Virginia) vs West Virginia 12/28/02

TD RESPONSIBILITY

- 6 Philip Rivers (NC State) at Navy 9/7/02 [1r,5p]
- 5 Philip Rivers (NC State) vs New Mexico 8/24/02 [2r,3p]
- 5 T.A. McLendon (NC State) at Texas Tech 9/21/02 [5r,0p]
- 5 Matt Schaub (Virginia) vs Akron 9/21/02 [0r,5p]
- 5 Darian Durant (North Carolina) at Arizona State 10/5/02 [0r,5p]

POINTS SCORED KICKING

- 15 Aaron Hunt (Clemson) vs Louisiana Tech 9/7/02 [4fg,3pat]
- 14 Nick Novak (Maryland) vs Akron 9/7/02 [3fg,5pat]

TOTAL OFFENSE YARDS

- 426 Darian Durant (North Carolina) at Arizona State 10/5/02 [9r,417p]
- 414 Charlie Whitehurst (Clemson) at Duke 11/2/02 [-6r,420p]
- 381 Matt Schaub (Virginia) at Georgia Tech 10/26/02 [9r,372p]
- 370 Philip Rivers (NC State) vs Duke 10/19/02 [6r,364p]
- 343 Willie Simmons (Clemson) at Florida State 10/3/02 [50r,293p]
- 332 Adam Smith (Duke) at NC State 10/19/02 [-21r,353p]
- 331 Adrian McPherson (FSU) at Wake Forest 11/2/02 [53r,278p]
- 319 Scott McBrien (Maryland) vs Eastern Michigan 9/21/02 [19r,300p]
- 318 Matt Schaub (Virginia) at Wake Forest 9/28/02 [6r,312p]
- 317 Darian Durant (North Carolina) vs Miami 8/31/02 [38r,279p]
- 317 Scott McBrien (Maryland) vs Wake Forest 11/30/02 [42r,275p]
- 316 Adam Smith (Duke) vs Clemson 11/2/02 [26r,290p]
- 312 Philip Rivers (NC State) at Texas Tech 9/21/02 [11r,301p]
- 312 Philip Rivers (NC State) at Maryland 11/9/02 [15r,297p]
- 306 Philip Rivers (NC State) at Navy 9/7/02 [-3r,309p]
- 302 Philip Rivers (NC State) vs New Mexico 8/24/02 [26r,276p]
- 289 Darian Durant (North Carolina) at Syracuse 9/7/02 [5r,284p]
- 289 Matt Schaub (Virginia) at Duke 10/5/02 [-26r,315p]
- 285 Darian Durant (North Carolina) at Duke 11/23/02 [23r,262p]
- 284 Charlie Whitehurst (Clemson) vs South Carolina 11/23/02 [-3r,287p]
- 283 Adrian McPherson (FSU) vs North Carolina 11/16/02 [46r,237p]
- 280 Philip Rivers (NC State) vs Georgia Tech 11/2/02 [3r,277p]
- 277 Chris Rix (Florida State) vs Florida 11/30/02 [83r,194p]
- 274 Charlie Whitehurst (Clemson) at North Carolina 11/9/02 [0r,274p]
- 269 A.J. Suggs (Georgia Tech) at Maryland 10/17/02 [-3r,272p]
- 262 Darian Durant (North Carolina) vs NC State 10/12/02 [-4r,266p]
- 257 Scott McBrien (Maryland) at Duke 10/26/02 [-7r,264p]
- 257 Matt Schaub (Virginia) vs Maryland 11/23/02 [8r,249p]
- 257 Charlie Whitehurst (Clemson) vs Texas Tech 12/3/02 [-6r,263p]
- 255 James MacPherson (Wake Forest) vs Oregon 12/30/02 [14r,241p]

TOTAL OFFENSE PLAYS

- 65 Charlie Whitehurst (Clemson) at Duke 11/2/02 [13r,52p]
- 64 Matt Schaub (Virginia) at Georgia Tech 10/26/02 [6r,58p]

TOTAL OFFENSE YARDS/PLAY

- 21.0 Anquan Boldin (Florida State) at Louisville 9/26/02 [2-42]
- 19.4 Derrick Hamilton (Clemson) vs Georgia Tech 9/14/02 [5-97]

RUSHING YARDS

- 212 Chris Downs (Maryland) vs Georgia Tech 10/17/02
- 189 Tony Hollings (Georgia Tech) vs Brigham Young 9/21/02
- 189 Greg Jones (Florida State) at Miami 10/12/02
- 178 T.A. McLendon (NC State) at Clemson 10/24/02
- 173 Greg Jones (Florida State) vs Virginia 8/31/02
- 165 Greg Jones (Florida State) vs Clemson 10/3/02
- 165 Alex Wade (Duke) at Wake Forest 10/12/02
- 164 T.A. McLendon (NC State) at North Carolina 10/12/02
- 157 Chris Downs (Maryland) at North Carolina 11/2/02
- 153 Tony Hollings (Georgia Tech) vs Vanderbilt 10/24/02
- 150 T.A. McLendon (NC State) at Texas Tech 9/21/02
- 149 Tarence Williams (Wake Forest) vs Florida State 11/2/02
- 147 Tony Hollings (Georgia Tech) at Clemson 9/14/02
- 147 Chris Downs (Maryland) vs Wofford 9/28/02
- 144 Tony Hollings (Georgia Tech) at Connecticut 9/7/02
- 138 Alex Wade (Duke) vs North Carolina 11/23/02
- 136 Ajenavi Eziemefe (Georgia Tech) at North Carolina 9/28/02
- 134 Alex Wade (Duke) at Northwestern 9/14/02
- 134 Leon Washington (Florida State) vs Florida 11/30/02
- 129 Marquis Weeks (Virginia) vs NC State 11/16/02
- 127 Wali Lundy (Virginia) at Virginia Tech 11/30/02
- 127 Wali Lundy (Virginia) vs West Virginia 12/28/02
- 126 Chris Douglas (Duke) vs Virginia 10/5/02
- 123 Alex Wade (Duke) at Navy 9/28/02
- 122 Nick Maddox (Florida State) at Wake Forest 11/2/02
- 122 Nick Maddox (Florida State) at Georgia Tech 11/9/02
- 117 T.A. McLendon (NC State) vs Massachusetts 9/28/02
- 116 Josh Allen (Maryland) at West Virginia 10/5/02
- 114 Alex Wade (Duke) at Florida State 9/21/02
- 114 T.A. McLendon (NC State) vs Florida State 11/23/02

RUSHING ATTEMPTS

- 36 Tony Hollings (Georgia Tech) vs Brigham Young 9/21/02
- 32 T.A. McLendon (NC State) at Texas Tech 9/21/02
- 32 Ajenavi Eziemefe (Georgia Tech) at North Carolina 9/28/02

YARDS PER RUSH

- 19.4 Derrick Hamilton (Clemson) vs Georgia Tech 9/14/02 [5-97]
- 18.3 Fabian Davis (Wake Forest) at NC State 9/14/02 [3-55]

RUSHING TDs

- 5 T.A. McLendon (NC State) at Texas Tech 9/21/02
- 4 Ovie Mughelli (Wake Forest) at Northern Illinois 8/29/02
- 4 Tony Hollings (Georgia Tech) at Connecticut 9/7/02
- 4 Chris Downs (Maryland) at North Carolina 11/2/02

LONGEST RUSH

- 77 Derrick Hamilton (Clemson) vs Georgia Tech 9/14/02
- 72 Tony Hollings (Georgia Tech) at Clemson 9/14/02
- 72 Chris Downs (Maryland) at West Virginia 10/5/02

PASSING YARDS

- 420 Charlie Whitehurst (Clemson) at Duke 11/2/02
- 417 Darian Durant (North Carolina) at Arizona State 10/5/02
- 372 Matt Schaub (Virginia) at Georgia Tech 10/26/02
- 364 Philip Rivers (NC State) vs Duke 10/19/02
- 353 Adam Smith (Duke) at NC State 10/19/02
- 315 Matt Schaub (Virginia) at Duke 10/5/02



- 312 Matt Schaub (Virginia) at Wake Forest 9/28/02
- 309 Philip Rivers (NC State) at Navy 9/7/02
- 301 Philip Rivers (NC State) at Texas Tech 9/21/02
- 300 Scott McBrien (Maryland) vs Eastern Michigan 9/21/02
- 297 Philip Rivers (NC State) at Maryland 11/9/02
- 293 Willie Simmons (Clemson) at Florida State 10/3/02
- 290 Adam Smith (Duke) vs Clemson 11/2/02
- 287 Charlie Whitehurst (Clemson) vs South Carolina 11/23/02
- 284 Darian Durant (North Carolina) at Syracuse 9/7/02
- 279 Darian Durant (North Carolina) vs Miami 8/31/02
- 278 Adrian McPherson (Florida State) at Wake Forest 11/2/02**
- 277 Philip Rivers (NC State) vs Georgia Tech 11/2/02
- 276 Philip Rivers (NC State) vs New Mexico 9/24/02
- 275 Scott McBrien (Maryland) vs Wake Forest 11/30/02
- 274 Charlie Whitehurst (Clemson) at North Carolina 11/9/02
- 272 A.J. Suggs (Georgia Tech) at Maryland 10/17/02
- 266 Darian Durant (North Carolina) vs NC State 10/12/02
- 264 Scott McBrien (Maryland) at Duke 10/26/02
- 263 Charlie Whitehurst (Clemson) vs Texas Tech 12/23/02
- 262 Darian Durant (North Carolina) at Duke 11/23/02
- 260 Matt Schaub (Virginia) at Penn State 11/9/02
- 256 Adam Smith (Duke) vs Virginia 10/5/02
- 249 Matt Schaub (Virginia) vs Maryland 11/23/02
- 247 Matt Schaub (Virginia) at Florida State 8/31/02

PASSING ATTEMPTS

- 58 Matt Schaub (Virginia) at Georgia Tech 10/26/02
- 52 Charlie Whitehurst (Clemson) at Duke 11/2/02

PASSING TDs

- 5 Philip Rivers (NC State) at Navy 9/7/02
- 5 Matt Schaub (Virginia) vs Akron 9/21/02
- 5 Darian Durant (North Carolina) at Arizona State 10/5/02

LONGEST PASS

- 91 Scott McBrien (Maryland) vs Eastern Michigan 9/21/02
- 88 Philip Rivers (NC State) at Navy 9/7/02

PASSES COMPLETED

- 41 Matt Schaub (Virginia) at Georgia Tech 10/26/02
- 34 Charlie Whitehurst (Clemson) at Duke 11/2/02

HAD INTERCEPTED

- 4 Charlie Whitehurst (Clemson) vs Texas Tech 12/23/02
- 4 Damarius Bilbo (Georgia Tech) vs Fresno State 12/31/02

PASS COMPLETION PCT

- 100.0 Charlie Whitehurst (Clemson) vs Ball State 9/21/02 [4-4]
- 100.0 Chris Kelley (Maryland) vs Eastern Michigan 9/21/02 [3-3]
- 100.0 Chris Wispelwey (Duke) at Navy 9/28/02 [3-3]
- 100.0 Charlie Whitehurst (Clemson) at Virginia 10/12/02 [7-7]
- 100.0 Cory Randolph (Wake Forest) vs North Carolina 10/26/02 [2-2]

RECEIVING YARDS

- 192 Chesley Borders (North Carolina) at Arizona State 10/5/02
- 179 Sam Aiken (North Carolina) at Virginia 10/19/02
- 175 Anquan Boldin (Florida State) vs Notre Dame 10/26/02**
- 174 Sam Aiken (North Carolina) vs Miami 8/31/02
- 174 Jericho Cotchery (NC State) vs Duke 10/19/02
- 167 Scooter Monroe (Maryland) at North Carolina 11/2/02
- 157 Jason Anderson (Wake Forest) vs Oregon 12/30/02
- 152 Bryan Peterson (NC State) at Navy 9/7/02
- 145 Jericho Cotchery (NC State) at Texas Tech 9/21/02
- 144 Jericho Cotchery (NC State) at Maryland 11/9/02
- 139 Kerry Watkins (Georgia Tech) at Clemson 9/14/02
- 134 Kevin Youngblood (Clemson) vs Texas Tech 12/23/02
- 130 Talman Gardner (Florida State) at Louisville 9/26/02**
- 129 Jericho Cotchery (NC State) vs Georgia Tech 11/2/02
- 127 Kerry Watkins (Georgia Tech) at Maryland 10/17/02
- 127 Jericho Cotchery (NC State) vs Univ. of Notre Dame 1/1/03
- 123 JJ McKelvey (Clemson) vs Ball State 9/21/02
- 122 Khary Sharpe (Duke) vs Clemson 11/2/02
- 122 Billy McMullen (Virginia) at Penn State 11/9/02
- 119 Jason Anderson (Wake Forest) vs Navy 11/23/02
- 117 JJ McKelvey (Clemson) at Florida State 10/3/02
- 110 Anquan Boldin (Florida State) vs Duke 9/21/02**
- 109 Talman Gardner (Florida State) at Maryland 9/14/02**
- 108 Jericho Cotchery (NC State) vs New Mexico 8/24/02

- 108 Jericho Cotchery (NC State) at Virginia 11/16/02
- 107 Sterling Hicks (NC State) vs Duke 10/19/02
- 106 Scooter Monroe (Maryland) vs Georgia Tech 10/17/02
- 104 Anquan Boldin (Florida State) vs North Carolina 11/16/02**
- 103 Latrez Harrison (Maryland) at Duke 10/26/02
- 103 JJ McKelvey (Clemson) at Duke 11/2/02

RECEPTIONS

- 12 Jericho Cotchery (NC State) at Maryland 11/9/02
- 11 Wali Lundy (Virginia) vs Clemson 10/12/02
- 10 Kevin Youngblood (Clemson) vs Louisiana Tech 9/7/02
- 10 JJ McKelvey (Clemson) vs Ball State 9/21/02
- 10 Billy McMullen (Virginia) at Georgia Tech 10/26/02
- 10 Sam Aiken (North Carolina) vs Maryland 11/2/02
- 10 JJ McKelvey (Clemson) at Duke 11/2/02
- 10 Billy McMullen (Virginia) at Penn State 11/9/02
- 10 T.A. McLendon (NC State) at Virginia 11/16/02
- 10 Jericho Cotchery (NC State) vs Notre Dame 1/1/03

YARDS PER CATCH

- 76.0 Bryan Peterson (NC State) at Navy 9/7/02 [2-152]
- 55.7 Scooter Monroe (Maryland) at North Carolina 11/2/02 [3-167]

RECEIVING TDs

- 4 Chesley Borders (North Carolina) at Arizona State 10/5/02
- 3 Anquan Boldin (Florida State) vs North Carolina 11/16/02

LONGEST RECEPTION

- 91 Steve Suter (Maryland) vs Eastern Michigan 9/21/02
- 88 Bryan Peterson (NC State) at Navy 9/7/02

FIELD GOAL ATTEMPTS

- 5 Brent Garber (Duke) at NC State 10/19/02
- 5 Xavier Beitia (Florida State) at Wake Forest 11/2/02

FIELD GOALS MADE

- 4 Aaron Hunt (Clemson) vs Louisiana Tech 9/7/02
- 4 Aaron Hunt (Clemson) vs Maryland 11/16/02

LONGEST FIELD GOAL

- 56 Brent Garber (Duke) vs East Carolina 8/31/02
- 55 Dan Orner (North Carolina) at Syracuse 9/7/02

FIELD GOAL PCT

- 100.0 Aaron Hunt (Clemson) vs Louisiana Tech 9/7/02 [4-4]
- 100.0 Aaron Hunt (Clemson) vs Maryland 11/16/02 [4-4]
- 100.0 Dan Orner (North Carolina) at Syracuse 9/7/02 [3-3]
- 100.0 Xavier Beitia (Florida State) at Maryland 9/14/02 [3-3]**
- 100.0 Brent Garber (Duke) vs Virginia 10/5/02 [3-3]
- 100.0 Matt Wisnosky (Wake Forest) at Clemson 10/19/02 [3-3]
- 100.0 Luke Manget (Georgia Tech) vs Virginia 10/26/02 [3-3]
- 100.0 Luke Manget (Georgia Tech) at NC State 11/2/02 [3-3]
- 100.0 Matt Wisnosky (Wake Forest) vs Navy 11/23/02 [3-3]
- 100.0 Nick Novak (Maryland) vs Wake Forest 11/30/02 [3-3]
- 100.0 Nick Novak (Maryland) vs Tennessee 12/31/02 [3-3]
- 100.0 Austin Herbert (NC State) vs Wake Forest 9/14/02 [2-2]
- 100.0 Xavier Beitia (Florida State) at Louisville 9/26/02 [2-2]**
- 100.0 Dan Orner (North Carolina) vs Georgia Tech 9/28/02 [2-2]
- 100.0 Matt Wisnosky (Wake Forest) vs Virginia 9/28/02 [2-2]
- 100.0 Kurt Smith (Virginia) at Duke 10/5/02 [2-2]
- 100.0 Nick Novak (Maryland) at West Virginia 10/5/02 [2-2]
- 100.0 Xavier Beitia (Florida State) vs Clemson 10/3/02 [2-2]**
- 100.0 Nick Novak (Maryland) vs Georgia Tech 10/17/02 [2-2]
- 100.0 Aaron Hunt (Clemson) at Duke 11/2/02 [2-2]
- 100.0 Luke Manget (Georgia Tech) vs Florida State 11/9/02 [2-2]
- 100.0 Adam Kiker (NC State) vs Florida State 11/23/02 [2-2]
- 100.0 Connor Hughes (Virginia) vs West Virginia 12/28/02 [2-2]

PAT KICKS ATTEMPTED

- 9 Austin Herbert (NC State) at Navy 9/7/02
- 8 Austin Herbert (NC State) vs Massachusetts 9/28/02
- 8 Nick Novak (Maryland) at North Carolina 11/2/02

PAT KICKS MADE

- 8 Austin Herbert (NC State) at Navy 9/7/02
- 8 Austin Herbert (NC State) vs Massachusetts 9/28/02
- 8 Nick Novak (Maryland) at North Carolina 11/2/02

PAT KICKS PCT

- 100.0 Austin Herbert (NC State) vs Massachusetts 9/28/02 [8-8]



2002 SEASON



First Game at Deak Campbell Stadium

'64 Bilenkoff First Consensus All-American

'76 Bowden Era Begins

- 100.0 Nick Novak (Maryland) at North Carolina 11/2/02 [8-8]
- 100.0 Luke Manget (Georgia Tech) vs Vanderbilt 8/31/02 [6-6]
- 100.0 Xavier Beitia (Florida State) vs Dyke 9/21/02 [6-6]
- 100.0 Nick Novak (Maryland) vs Eastern Michigan 9/21/02 [6-6]
- 100.0 Austin Herbert (NC State) at Texas Tech 9/21/02 [6-6]
- 100.0 Kurt Smith (Virginia) vs Akron 9/21/02 [6-6]
- 100.0 Nick Novak (Maryland) at West Virginia 10/5/02 [6-6]
- 100.0 Xavier Beitia (Florida State) vs Clemson 10/3/02 [6-6]
- 100.0 Nick Novak (Maryland) at Duke 10/26/02 [6-6]
- 100.0 Aaron Hunt (Clemson) at North Carolina 11/9/02 [6-6]
- 100.0 Connor Hughes (Virginia) vs Maryland 11/23/02 [6-6]
- 100.0 Connor Hughes (Virginia) vs West Virginia 12/28/02 [6-6]
- 100.0 Xavier Beitia (Florida State) vs Iowa State 8/24/02 [5-5]
- 100.0 Xavier Beitia (Florida State) vs Virginia 8/31/02 [5-5]
- 100.0 Kurt Smith (Virginia) at Wake Forest 9/28/02 [5-5]
- 100.0 Dan Orner (North Carolina) at Arizona State 10/5/02 [5-5]
- 100.0 Matt Wisnosky (Wake Forest) vs Oregon 12/30/02 [5-5]
- 100.0 Austin Herbert (NC State) vs New Mexico 8/24/02 [4-4]
- 100.0 Aaron Hunt (Clemson) at Georgia 8/31/02 [4-4]
- 100.0 Luke Manget (Georgia Tech) at Connecticut 9/7/02 [4-4]
- 100.0 Xavier Beitia (Florida State) at Maryland 9/14/02 [4-4]
- 100.0 Luke Manget (Georgia Tech) vs Brigham Young 9/21/02 [4-4]
- 100.0 Nick Novak (Maryland) vs Wofford 9/28/02 [4-4]
- 100.0 Matt Wisnosky (Wake Forest) vs Virginia 9/28/02 [4-4]
- 100.0 Aaron Hunt (Clemson) at Florida State 10/3/02 [4-4]
- 100.0 Nick Novak (Maryland) vs Georgia Tech 10/17/02 [4-4]
- 100.0 Aaron Hunt (Clemson) vs Wake Forest 10/19/02 [4-4]
- 100.0 Matt Wisnosky (Wake Forest) vs North Carolina 10/26/02 [4-4]
- 100.0 Xavier Beitia (Florida State) at Wake Forest 11/2/02 [4-4]
- 100.0 Brent Garber (Duke) vs Clemson 11/2/02 [4-4]
- 100.0 Aaron Hunt (Clemson) at Duke 11/2/02 [4-4]
- 100.0 Xavier Beitia (Florida State) vs North Carolina 11/16/02 [4-4]
- 100.0 Xavier Beitia (Florida State) vs Florida 11/30/02 [4-4]
- 100.0 Adam Kiker (NC State) vs Univ. of Notre Dame 1/1/03 [4-4]
- 100.0 Bryan Smith (Virginia) vs Colorado State 8/22/02 [3-3]
- 100.0 Dan Orner (North Carolina) vs Miami 8/31/02 [3-3]
- 100.0 Matt Wisnosky (Wake Forest) vs East Carolina 9/7/02 [3-3]
- 100.0 Aaron Hunt (Clemson) vs Louisiana Tech 9/7/02 [3-3]
- 100.0 Dan Orner (North Carolina) at Syracuse 9/7/02 [3-3]
- 100.0 Aaron Hunt (Clemson) vs Georgia Tech 9/14/02 [3-3]
- 100.0 Brent Garber (Duke) at Northwestern 9/14/02 [3-3]
- 100.0 Dan Orner (North Carolina) vs Texas 9/14/02 [3-3]
- 100.0 Ryan Plackemeier (Wake Forest) at Purdue 9/21/02 [3-3]
- 100.0 Dan Burnett (Georgia Tech) at North Carolina 9/28/02 [3-3]
- 100.0 Kurt Smith (Virginia) at Duke 10/5/02 [3-3]
- 100.0 Luke Manget (Georgia Tech) vs Wake Forest 10/5/02 [3-3]
- 100.0 Xavier Beitia (Florida State) at Miami 10/12/02 [3-3]
- 100.0 Dan Orner (North Carolina) at Virginia 10/19/02 [3-3]
- 100.0 Xavier Beitia (Florida State) vs Notre Dame 10/26/02 [3-3]
- 100.0 Matt Wisnosky (Wake Forest) at Florida State 11/2/02 [3-3]
- 100.0 Nick Novak (Maryland) vs NC State 11/9/02 [3-3]
- 100.0 Adam Kiker (NC State) at Maryland 11/9/02 [3-3]
- 100.0 Aaron Hunt (Clemson) vs South Carolina 11/23/02 [3-3]
- 100.0 Brent Garber (Duke) vs North Carolina 11/23/02 [3-3]
- 100.0 Matt Wisnosky (Wake Forest) vs Navy 11/23/02 [3-3]
- 100.0 Nick Novak (Maryland) vs Wake Forest 11/30/02 [3-3]
- 100.0 Luke Manget (Georgia Tech) vs Fresno State 12/31/02 [3-3]
- 100.0 Nick Novak (Maryland) vs Tennessee Volunteers 12/31/02 [3-3]
- 100.0 Brent Garber (Duke) vs East Carolina 8/31/02 [2-2]
- 100.0 Brent Garber (Duke) at Florida State 9/21/02 [2-2]
- 100.0 Xavier Beitia (Florida State) at Louisville 9/26/02 [2-2]
- 100.0 Dan Orner (North Carolina) vs NC State 10/12/02 [2-2]
- 100.0 Aaron Hunt (Clemson) at Virginia 10/12/02 [2-2]
- 100.0 Matt Wisnosky (Wake Forest) at Clemson 10/19/02 [2-2]
- 100.0 Austin Herbert (NC State) vs Duke 10/19/02 [2-2]
- 100.0 Luke Manget (Georgia Tech) vs Virginia 10/26/02 [2-2]
- 100.0 Adam Kiker (NC State) vs Georgia Tech 11/2/02 [2-2]
- 100.0 Connor Hughes (Virginia) at Penn State 11/9/02 [2-2]
- 100.0 Dan Orner (North Carolina) at Florida State 11/16/02 [2-2]
- 100.0 Luke Manget (Georgia Tech) vs Duke 11/16/02 [2-2]
- 100.0 Connor Hughes (Virginia) vs NC State 11/16/02 [2-2]
- 100.0 Matt Wisnosky (Wake Forest) at Maryland 11/30/02 [2-2]

PUNTS

- 10 Chance Gwaltney (Florida State) at Georgia Tech 11/9/02
- 9 Dan Dyke (Georgia Tech) at Clemson 9/14/02

- 9 Trey McDonald (Duke) at Georgia Tech 11/16/02

YARDS PUNTED

- 405 Chance Gwaltney (Florida State) at Georgia Tech 11/9/02 [10-405]
- 370 Dan Dyke (Georgia Tech) at Clemson 9/14/02 [9-370]

LONGEST PUNT

- 67 Steve Hale (Wake Forest) at Northern Illinois 8/29/02
- 64 Trey McDonald (Duke) vs East Carolina 8/31/02

PUNTING AVG

- 56.5 Brooks Barnard (Maryland) vs Wofford 9/28/02 [2-113]
- 51.5 Trey McDonald (Duke) at Navy 9/28/02 [2-103]

PUNT RETURNS

- 8 Steve Suter (Maryland) at West Virginia 10/5/02
- 8 Kelley Rhino (Georgia Tech) vs Florida State 11/9/02
- 8 Kelley Rhino (Georgia Tech) vs Duke 11/16/02

PUNT RETURN YARDS

- 142 Steve Suter (Maryland) at West Virginia 10/5/02
- 112 Steve Suter (Maryland) vs Akron 9/7/02

LONGEST PUNT RETURN

- 82 Fabian Davis (Wake Forest) at Northern Illinois 8/29/02
- 81 Steve Suter (Maryland) vs Akron 9/7/02

PUNT RETURN TDs

- 1 Fabian Davis (Wake Forest) at Northern Illinois 8/29/02
- 1 Steve Suter (Maryland) vs Akron 9/7/02
- 1 Craig Moody (NC State) at Navy 9/7/02
- 1 Darryl Blackstock (Virginia) vs Akron 9/21/02
- 1 Lamont Reid (NC State) vs Massachusetts 9/28/02
- 1 Steve Suter (Maryland) at West Virginia 10/5/02
- 1 Terrance Holt (NC State) at Clemson 10/24/02
- 1 Steve Suter (Maryland) at Duke 10/26/02
- 1 Steve Suter (Maryland) at North Carolina 11/2/02
- 1 Marques Hagans (Virginia) vs West Virginia 12/28/02

PUNT RETURN AVG

- 34.5 Marques Hagans (Virginia) vs West Virginia 12/28/02 [2-69]
- 28.3 Fabian Davis (Wake Forest) at Northern Illinois 8/29/02 [3-85]

KICK RETURNS

- 6 Greg Golden (NC State) at Texas Tech 9/21/02
- 6 Derrick Hamilton (Clemson) at Virginia 10/12/02
- 6 Wallace Wright (North Carolina) at Virginia 10/19/02
- 6 P.J. Daniels (Georgia Tech) at Georgia 11/30/02

KICK RETURN YARDS

- 172 Marquis Weeks (Virginia) vs North Carolina 10/19/02
- 152 Justin Miller (Clemson) vs Maryland 11/16/02

KICK RETURN AVG

- 57.3 Marquis Weeks (Virginia) vs North Carolina 10/19/02 [3-172]
- 40.0 P.J. Daniels (Georgia Tech) vs Wake Forest 10/5/02 [2-80]

LONGEST KICK RETURN

- 100 Marquis Weeks (Virginia) vs North Carolina 10/19/02
- 97 Lamont Reid (NC State) vs Massachusetts 9/28/02
- 97 Leon Washington (Florida State) vs Clemson 10/3/02

KICK RETURN TDs

- 1 Lamont Reid (NC State) vs East Tennessee State 8/31/02
- 1 Lamont Reid (NC State) vs Massachusetts 9/28/02
- 1 Leon Washington (Florida State) vs Clemson 10/3/02
- 1 Marquis Weeks (Virginia) vs North Carolina 10/19/02
- 1 Justin Miller (Clemson) vs NC State 10/24/02
- 1 Jericho Cotchery (NC State) at Clemson 10/24/02

INTERCEPTIONS

- 3 Rod Johnson (NC State) vs Univ. of Notre Dame 1/1/03
- 2 Quintin Williams (Wake Forest) at Northern Illinois 8/29/02
- 2 Madiou Williams (Maryland) vs Akron 9/7/02
- 2 Eric King (Wake Forest) vs East Carolina 9/7/02
- 2 Bryant McFadden (Florida State) at Maryland 9/14/02
- 2 Jeremy Muyres (Georgia Tech) vs Brigham Young 9/21/02
- 2 Stanford Samuels (Florida State) at Georgia Tech 11/9/02



- 2 Justin Miller (Clemson) vs Maryland 11/16/02
- 2 Warren Braxton (Wake Forest) vs Navy 9/23/02

INTERCEPTION RETURN YDS

- 82 Stanford Samuels (Florida State) at Georgia Tech 11/9/02
- 54 Curome Cox (Maryland) vs Tennessee Volunteers 12/31/02

INTERCEPTION RETURN AVERAGE

- 41.0 Stanford Samuels (Florida State) at Georgia Tech 11/9/02 [2-82]
- 12.0 Rod Johnson (NC State) vs Notre Dame 1/1/03 [3-36]

LONGEST INTERCEPTION RETURN

- 82 Stanford Samuels (Florida State) at Georgia Tech 11/9/02
- 54 Curome Cox (Maryland) vs Tennessee Volunteers 12/31/02

INTERCEPTION RETURN TDS

- 1 Alonzo Jackson (Florida State) vs Iowa State 8/24/02
- 1 Brendan Dewan (Duke) vs East Carolina 8/31/02
- 1 Art Thomas (Virginia) vs Akron 9/21/02
- 1 Kellen Brantley (Wake Forest) vs Duke 10/12/02
- 1 Curome Cox (Maryland) at Duke 10/26/02
- 1 Stanford Samuels (Florida State) at Georgia Tech 11/9/02
- 1 Kendyll Pope (Florida State) vs Florida 11/30/02
- 1 Curome Cox (Maryland) vs Tennessee Volunteers 12/31/02

TACKLES

- 24.0 Brad White (Wake Forest) vs Navy 11/23/02 [13-11]
- 22.0 Dexter Reid (North Carolina) vs Clemson 11/9/02 [16-6]

SACKS

- 4.0 Alonzo Jackson (Florida State) at Louisville 9/26/02 [4-0]
- 3.0 Randy Starks (Maryland) at West Virginia 10/5/02 [3-0]
- 3.0 Drew Wimsatt (NC State) at North Carolina 10/12/02 [3-0]
- 3.0 Dantonio Burnette (NC State) vs Duke 10/19/02 [3-0]
- 3.0 Shawne Merriman (Maryland) at North Carolina 11/2/02 [3-0]
- 3.0 Shawn Johnson (Duke) vs Clemson 11/2/02 [3-0]

TACKLES FOR LOSS

- 5.0 Calvin Pace (Wake Forest) vs Duke 10/12/02 [4-2]
- 5.0 Dantonio Burnette (NC State) vs Duke 10/19/02 [5-0]

TEAM HIGHS

POINTS

- 65 NC State at Navy (Sep 07, 2002)
- 59 Maryland at North Carolina (Nov 02, 2002)
- 56 NC State vs Massachusetts (Sep 28, 2002)
- 51 NC State at Texas Tech (Sep 21, 2002)
- 48 Florida State vs Duke (Sep 21, 2002)
- 48 Virginia vs Akron (Sep 21, 2002)
- 48 Maryland at West Virginia (Oct 05, 2002)
- 48 Florida State vs Clemson (Oct 03, 2002)
- 48 Virginia vs Maryland (Nov 23, 2002)
- 48 Virginia vs West Virginia (Dec 28, 2002)

POINTS SCORED KICKING

- 15 Clemson vs Louisiana Tech Univ (Sep 07, 2002) [4fg,3pat]
- 14 Maryland vs Akron (Sep 07, 2002) [3fg,5pat]

TOUCHDOWNS

- 9 NC State at Navy (Sep 07, 2002)
- 8 NC State vs Massachusetts (Sep 28, 2002)
- 8 Maryland at North Carolina (Nov 02, 2002)

TOTAL OFFENSE YARDS

- 588 Maryland at North Carolina (Nov 02, 2002) [388r,200p]
- 567 Maryland vs Eastern Michigan (Sep 21, 2002) [238r,329p]
- 554 Florida State vs Virginia (Aug 31, 2002) [397r,157p]
- 533 Florida State at Wake Forest (Nov 02, 2002) [255r,278p]
- 533 Maryland vs Wake Forest (Nov 30, 2002) [258r,275p]
- 530 Clemson at North Carolina (Nov 09, 2002) [256r,274p]
- 523 Wake Forest at Clemson (Oct 19, 2002) [365r,158p]
- 517 Florida State vs Duke (Sep 21, 2002) [113r,404p]
- 499 NC State at Navy (Sep 07, 2002) [171r,328p]
- 497 Wake Forest vs Oregon (Dec 30, 2002) [256r,241p]

TOTAL OFFENSE PLAYS

- 92 Wake Forest vs Virginia (Sep 28, 2002) [68r,24p]
- 92 Wake Forest at Georgia Tech (Oct 05, 2002) [60r,32p]

TOTAL OFFENSE YARDS/PLAY

- 9.3 Maryland at North Carolina (Nov 02, 2002) [63-588]
- 8.6 NC State at Navy (Sep 07, 2002) [58-499]

RUSHING YARDS

- 397 Florida State vs Virginia (Aug 31, 2002)
- 388 Maryland at North Carolina (Nov 02, 2002)
- 365 Wake Forest at Clemson (Oct 19, 2002)
- 349 Wake Forest vs Virginia (Sep 28, 2002)
- 344 Wake Forest at Northern Illinois (Aug 29, 2002)
- 296 Florida State at Miami (Oct 12, 2002)
- 288 Duke at Navy (Sep 28, 2002)
- 285 Maryland at Clemson (Nov 16, 2002)
- 279 Georgia Tech vs Vanderbilt (Aug 31, 2002)
- 272 Florida State vs Clemson (Oct 03, 2002)

RUSHING ATTEMPTS

- 69 Wake Forest at Purdue (Sep 21, 2002)
- 68 Wake Forest vs Virginia (Sep 28, 2002)

YARDS PER RUSH

- 7.9 Maryland at North Carolina (Nov 02, 2002) [49-388]
- 7.1 Virginia vs Akron (Sep 21, 2002) [30-212]

RUSHING TDS

- 6 NC State at Texas Tech (Sep 21, 2002)
- 6 Maryland at North Carolina (Nov 02, 2002)

LONGEST RUSH

- 77 Clemson vs Georgia Tech (Sep 14, 2002)
- 72 Georgia Tech at Clemson (Sep 14, 2002)
- 72 Maryland at West Virginia (Oct 05, 2002)

PASSING YARDS

- 420 Clemson at Duke (Nov 02, 2002)
- 417 North Carolina at Arizona State (Oct 05, 2002)
- 404 Florida State vs Duke (Sep 21, 2002)
- 372 Virginia at Georgia Tech (Oct 26, 2002)
- 364 NC State vs Duke (Oct 19, 2002)
- 353 North Carolina vs MIAMI (Aug 31, 2002)
- 353 Duke at NC State (Oct 19, 2002)
- 353 North Carolina at Virginia (Oct 19, 2002)
- 349 Virginia at Wake Forest (Sep 28, 2002)
- 334 Clemson at Florida State (Oct 03, 2002)

PASSING ATTEMPTS

- 59 Virginia at Georgia Tech (Oct 26, 2002)
- 56 Clemson vs Texas Tech (Dec 23, 2002)

PASSING TDS

- 5 NC State at Navy (Sep 07, 2002)
- 5 Virginia vs Akron (Sep 21, 2002)
- 5 North Carolina at Arizona State (Oct 05, 2002)
- 5 Florida State vs North Carolina (Nov 16, 2002)

LONGEST PASS

- 91 Maryland vs Eastern Michigan (Sep 21, 2002)
- 88 NC State at Navy (Sep 07, 2002)

PASSES COMPLETED

- 41 Virginia at Georgia Tech (Oct 26, 2002)
- 34 Clemson at Duke (Nov 02, 2002)

HAD INTERCEPTED

- 6 Georgia Tech vs Fresno State (Dec 31, 2002)
- 4 Maryland vs Florida State (Sep 14, 2002)
- 4 Clemson vs Texas Tech (Dec 23, 2002)

PASS COMPLETION PCT

- 85.7 Virginia vs Maryland (Nov 23, 2002) [24-28]
- 80.0 Virginia at Wake Forest (Sep 28, 2002) [24-30]

YARDS PER CATCH

- 29.8 NC State at Navy (Sep 07, 2002) [11-328]
- 28.6 Maryland at North Carolina (Nov 02, 2002) [7-200]

1993 & 1999 NATIONAL CHAMPIONS



THE NATIONAL CHAMPION

ULTRA-THIN
TOP
CHAMPION PILL

ULTRA-THIN
TOP
CHAMPION PILL

ULTRA-THIN
TOP
CHAMPION PILL

ULTRA-THIN
TOP
CHAMPION PILL

ULTRA-THIN
TOP
CHAMPION PILL

2002 SEASON



50
First Game
at Doak
Campbell
Stadium



'64
Blenkoff First
Consensus
All-American



Bowden
'76 Era
Begins

FIELD GOAL ATTEMPTS

- 5 Duke at NC State (Oct 19, 2002)
- 5 Florida State at Wake Forest (Nov 02, 2002)

FIELD GOALS MADE

- 4 Clemson vs Louisiana Tech Univ (Sep 07, 2002)
- 4 Clemson vs Maryland (Nov 16, 2002)

LONGEST FIELD GOAL

- 56 Duke vs East Carolina (Aug 31, 2002)
- 55 North Carolina at Syracuse (Sep 07, 2002)

FIELD GOAL PCT

- 100.0 Clemson vs Louisiana Tech Univ (Sep 07, 2002) [4-4]
- 100.0 Clemson vs Maryland (Nov 16, 2002) [4-4]
- 100.0 North Carolina at Syracuse (Sep 07, 2002) [3-3]
- 100.0 Florida State at Maryland (Sep 14, 2002) [3-3]
- 100.0 Duke vs Virginia (Oct 05, 2002) [3-3]
- 100.0 Wake Forest at Clemson (Oct 19, 2002) [3-3]
- 100.0 Georgia Tech vs Virginia (Oct 26, 2002) [3-3]
- 100.0 Georgia Tech at NC State (Nov 2, 2002) [3-3]
- 100.0 Wake Forest vs Navy (Nov 23, 2002) [3-3]
- 100.0 Maryland vs Wake Forest (Nov 30, 2002) [3-3]
- 100.0 Maryland vs Tennessee Volunteers (Dec 31, 2002) [3-3]
- 100.0 NC State vs Wake Forest (Sep 14, 2002) [2-2]
- 100.0 Florida State at Louisville (Sep 26, 2002) [2-2]
- 100.0 North Carolina vs Georgia Tech (Sep 28, 2002) [2-2]
- 100.0 Wake Forest vs Virginia (Sep 28, 2002) [2-2]
- 100.0 Virginia at Duke (Oct 05, 2002) [2-2]
- 100.0 Maryland at West Virginia (Oct 05, 2002) [2-2]
- 100.0 Florida State vs Clemson (Oct 03, 2002) [2-2]
- 100.0 Maryland vs Georgia Tech (Oct 17, 2002) [2-2]
- 100.0 Clemson at Duke (Nov 02, 2002) [2-2]
- 100.0 Georgia Tech vs Florida State (Nov 09, 2002) [2-2]
- 100.0 NC State vs Florida State (Nov 23, 2002) [2-2]
- 100.0 Virginia vs West Virginia (Dec 28, 2002) [2-2]

PAT KICKS ATTEMPTED

- 9 NC State at Navy (Sep 07, 2002)
- 8 NC State vs Massachusetts (Sep 28, 2002)
- 8 Maryland at North Carolina (Nov 02, 2002)

PAT KICKS MADE

- 8 NC State at Navy (Sep 07, 2002)
- 8 NC State vs Massachusetts (Sep 28, 2002)
- 8 Maryland at North Carolina (Nov 02, 2002)

PAT KICKS PCT

- 100.0 NC State vs Massachusetts (Sep 28, 2002) [8-8]
- 100.0 Maryland at North Carolina (Nov 02, 2002) [8-8]
- 100.0 Georgia Tech vs Vanderbilt (Aug 31, 2002) [6-6]
- 100.0 Florida State vs Duke (Sep 21, 2002) [6-6]
- 100.0 Maryland vs Eastern Michigan (Sep 21, 2002) [6-6]
- 100.0 NC State at Texas Tech (Sep 21, 2002) [6-6]
- 100.0 Virginia vs Akron (Sep 21, 2002) [6-6]
- 100.0 Maryland at West Virginia (Oct 05, 2002) [6-6]
- 100.0 Florida State vs Clemson (Oct 03, 2002) [6-6]
- 100.0 Maryland at Duke (Oct 26, 2002) [6-6]
- 100.0 Clemson at North Carolina (Nov 09, 2002) [6-6]
- 100.0 Virginia vs Maryland (Nov 23, 2002) [6-6]
- 100.0 Virginia vs West Virginia (Dec 28, 2002) [6-6]
- 100.0 Florida State vs Iowa State (Aug 24, 2002) [5-5]
- 100.0 Florida State vs Virginia (Aug 31, 2002) [5-5]
- 100.0 Maryland vs Akron (Sep 07, 2002) [5-5]
- 100.0 Virginia at Wake Forest (Sep 28, 2002) [5-5]
- 100.0 North Carolina at Arizona State (Oct 05, 2002) [5-5]
- 100.0 Wake Forest vs Oregon (Dec 30, 2002) [5-5]
- 100.0 NC State vs New Mexico (Aug 24, 2002) [4-4]
- 100.0 Clemson at Georgia (Aug 31, 2002) [4-4]
- 100.0 Georgia Tech at Connecticut (9/7/02) [4-4]
- 100.0 Florida State at Maryland (Sep 14, 2002) [4-4]
- 100.0 Georgia Tech vs Brigham Young (Sep 21, 2002) [4-4]
- 100.0 Maryland vs Wofford (Sep 28, 2002) [4-4]
- 100.0 Wake Forest vs Virginia (Sep 28, 2002) [4-4]
- 100.0 Clemson at Florida State (Oct 03, 2002) [4-4]
- 100.0 Maryland vs Georgia Tech (Oct 17, 2002) [4-4]
- 100.0 Clemson vs Wake Forest (Oct 19, 2002) [4-4]
- 100.0 Wake Forest vs North Carolina (Oct 26, 2002) [4-4]
- 100.0 Florida State at Wake Forest (Nov 02, 2002) [4-4]

- 100.0 Duke vs Clemson (Nov 02, 2002) [4-4]
- 100.0 Clemson at Duke (Nov 02, 2002) [4-4]
- 100.0 Florida State vs North Carolina (Nov 16, 2002) [4-4]
- 100.0 Florida State vs Florida (Nov 30, 2002) [4-4]
- 100.0 NC State vs Univ. of Notre Dame (Jan. 1, 2003) [4-4]
- 100.0 Virginia vs Colorado State (Aug 22, 2002) [3-3]
- 100.0 North Carolina vs Miami (Aug 31, 2002) [3-3]
- 100.0 Wake Forest vs East Carolina (Sep 07, 2002) [3-3]
- 100.0 Clemson vs Louisiana Tech Univ (Sep 07, 2002) [3-3]
- 100.0 North Carolina at Syracuse (Sep 07, 2002) [3-3]
- 100.0 Clemson vs Georgia Tech (Sep 14, 2002) [3-3]
- 100.0 Duke at Northwestern (Sept 14 2002) [3-3]
- 100.0 North Carolina vs Texas (Sep 14, 2002) [3-3]
- 100.0 Wake Forest at Purdue (Sep 21, 2002) [3-3]
- 100.0 Georgia Tech at North Carolina (Sep 28, 2002) [3-3]
- 100.0 Virginia at Duke (Oct 05, 2002) [3-3]
- 100.0 Georgia Tech vs Wake Forest (Oct 05, 2002) [3-3]
- 100.0 Florida State at Miami (Oct 12, 2002) [3-3]
- 100.0 NC State vs Duke (Oct 19, 2002) [3-3]
- 100.0 North Carolina at Virginia (Oct 19, 2002) [3-3]
- 100.0 Florida State vs Univ. of Notre Dame (Oct 26, 2002) [3-3]
- 100.0 Wake Forest vs Florida State (Nov 02, 2002) [3-3]
- 100.0 Florida State at Georgia Tech (Nov 09, 2002) [3-3]
- 100.0 NC State at Maryland (Nov 09, 2002) [3-3]
- 100.0 Maryland vs NC State (Nov 09, 2002) [3-3]
- 100.0 Clemson vs South Carolina (Nov 23, 2002) [3-3]
- 100.0 Duke vs North Carolina (Nov 23, 2002) [3-3]
- 100.0 Wake Forest vs Navy (Nov 23, 2002) [3-3]
- 100.0 Maryland vs Wake Forest (Nov 30, 2002) [3-3]
- 100.0 Georgia Tech vs Fresno State (Dec 31, 2002) [3-3]
- 100.0 Maryland vs Tennessee Volunteers (Dec 31, 2002) [3-3]
- 100.0 Duke vs East Carolina (Aug 31, 2002) [2-2]
- 100.0 Duke at Florida State (Sep 21, 2002) [2-2]
- 100.0 Florida State at Louisville (Sep 26, 2002) [2-2]
- 100.0 North Carolina vs NC State (Oct 12, 2002) [2-2]
- 100.0 Clemson at Virginia (Oct 12, 2002) [2-2]
- 100.0 Wake Forest at Clemson (Oct 19, 2002) [2-2]
- 100.0 Georgia Tech vs Virginia (Oct 26, 2002) [2-2]
- 100.0 NC State vs Georgia Tech (Nov 2, 2002) [2-2]
- 100.0 Virginia at Penn State (Nov 09, 2002) [2-2]
- 100.0 North Carolina at Florida State (Nov 16, 2002) [2-2]
- 100.0 Georgia Tech vs Duke (Nov 16, 2002) [2-2]
- 100.0 Virginia vs NC State (Nov 16, 2002) [2-2]
- 100.0 Wake Forest at Maryland (Nov 30, 2002) [2-2]

PUNTS

- 10 Florida State at Georgia Tech (Nov 09, 2002)
- 10 Duke at Georgia Tech (Nov 16, 2002)

LONGEST PUNT

- 67 Wake Forest at Northern Illinois (Aug 29, 2002)
- 64 Duke vs East Carolina (Aug 31, 2002)

YARDS PUNTED

- 405 Florida State at Georgia Tech (Nov 09, 2002) [10-405]
- 398 Duke at Georgia Tech (Nov 16, 2002) [10-398]

PUNTING AVG

- 56.5 Maryland vs Wofford (Sep 28, 2002) [2-113]
- 50.3 Maryland vs Tennessee Volunteers (Dec 31, 2002) [3-151]

PUNT RETURNS

- 8 Maryland at West Virginia (Oct 05, 2002)
- 8 Georgia Tech vs Florida State (Nov 09, 2002)
- 8 Georgia Tech vs Duke (Nov 16, 2002)

PUNT RETURN YARDS

- 142 Maryland at West Virginia (Oct 05, 2002)
- 112 Maryland vs Akron (Sep 07, 2002)
- 110 Georgia Tech vs Vanderbilt (Aug 31, 2002)
- 104 Maryland at Duke (Oct 26, 2002)
- 96 Clemson vs Georgia Tech (Sep 14, 2002)

PUNT RETURN AVG

- 34.5 Virginia vs West Virginia (Dec 28, 2002) [2-69]
- 28.3 Wake Forest at Northern Illinois (Aug 29, 2002) [3-85]



PUNT RETURN TDS

- 1 Wake Forest at Northern Illinois (Aug 29, 2002)
- 1 Maryland vs Akron (Sep 07, 2002)
- 1 NC State at Navy (Sep 07, 2002)
- 1 Virginia vs Akron (Sep 21, 2002)
- 1 NC State vs Massachusetts (Sep 28, 2002)
- 1 Maryland at West Virginia (Oct 05, 2002)
- 1 NC State at Clemson (Oct 24, 2002)
- 1 Maryland at Duke (Oct 26, 2002)
- 1 Maryland at North Carolina (Nov 02, 2002)
- 1 Virginia vs West Virginia (Dec 28, 2002)

LONGEST PUNT RETURN

- 82 Wake Forest at Northern Illinois (Aug 29, 2002)
- 81 Maryland vs Akron (Sep 07, 2002)

KICK RETURNS

- 9 Georgia Tech at Georgia (Nov 30, 2002)
- 8 Virginia vs Colorado State (Aug 22, 2002)
- 8 North Carolina vs Clemson (Nov 09, 2002)

KICK RETURN YARDS

- 191 North Carolina vs Clemson (Nov 09, 2002)
- 173 Virginia vs North Carolina (Oct 19, 2002)
- 170 Florida State vs Clemson (Oct 03, 2002)
- 165 NC State vs Massachusetts (Sep 28, 2002)
- 165 Clemson vs Maryland (Nov 16, 2002)

KICK RETURN AVG

- 49.0 NC State at Clemson (Oct 24, 2002) [2-98]
- 43.3 Clemson vs NC State (Oct 24, 2002) [3-130]

LONGEST KICK RETURN

- 100 Virginia vs North Carolina (Oct 19, 2002)
- 97 NC State vs Massachusetts (Sep 28, 2002)
- 97 Florida State vs Clemson (Oct 03, 2002)

KICK RETURN TDS

- 1 NC State vs East Tennessee St. (Aug 31, 2002)
- 1 NC State vs Massachusetts (Sep 28, 2002)
- 1 Florida State vs Clemson (Oct 03, 2002)
- 1 Virginia vs North Carolina (Oct 19, 2002)
- 1 NC State at Clemson (Oct 24, 2002)
- 1 Clemson vs NC State (Oct 24, 2002)

INTERCEPTIONS

- 4 Wake Forest vs East Carolina (Sep 07, 2002)
- 4 Florida State at Maryland (Sep 14, 2002)
- 4 Florida State at Georgia Tech (Nov 09, 2002)

INTERCEPTION RETURN YDS

- 82 Florida State at Georgia Tech (Nov 09, 2002)
- 68 Georgia Tech vs Duke (Nov 16, 2002)

INTERCEPTION RETURN AVG

- 34.0 Georgia Tech vs Duke (Nov 16, 2002) [2-68]
- 32.0 North Carolina vs Georgia Tech (Sep 28, 2002) [2-64]

LONGEST INTERCEPTION RTN

- 82 Florida State at Georgia Tech (Nov 09, 2002)
- 54 Maryland vs Tennessee Volunteers (Dec 31, 2002)

INTERCEPTION RETURN TDS

- 1 Florida State vs Iowa State (Aug 24, 2002)
- 1 Duke vs East Carolina (Aug 31, 2002)
- 1 Virginia vs Akron (Sep 21, 2002)
- 1 Wake Forest vs Duke (Oct 12, 2002)
- 1 Maryland at Duke (Oct 26, 2002)
- 1 Florida State at Georgia Tech (Nov 09, 2002)
- 1 Florida State vs Florida (Nov 30, 2002)
- 1 Maryland vs Tennessee Volunteers (Dec 31, 2002)

FUMBLES LOST

- 6 North Carolina vs Miami (Aug 31, 2002)
- 4 Virginia vs Colorado State (Aug 22, 2002)

FUMBLES RECOVERED

- 6 Virginia vs South Carolina (Sep 07, 2002)
- 4 Wake Forest at Purdue (Sep 21, 2002)

SACKED BY OPP

- 6 Duke vs Louisville (Sep 07, 2002)
- 6 North Carolina at Arizona State (Oct 05, 2002)
- 6 Duke at NC State (Oct 19, 2002)
- 6 Clemson at Duke (Nov 02, 2002)
- 6 North Carolina vs Clemson (Nov 09, 2002)
- 6 Duke vs North Carolina (Nov 23, 2002)
- 6 Florida State vs Georgia (Jan 01, 2003)

OB SACKS

- 8 Maryland at West Virginia (Oct 05, 2002)
- 7 NC State vs Massachusetts (Sep 28, 2002)

TURNOVERS COMMITTED

- 9 North Carolina vs Miami (Aug 31, 2002)
- 7 Georgia Tech vs Fresno State (Dec 31, 2002)

TURNOVERS CAUSED

- 7 Virginia vs South Carolina (Sep 07, 2002)
- 6 Florida State at Maryland (Sep 14, 2002)

FIRST DOWNS

- 30 Florida State vs Duke (Sep 21, 2002)
- 29 Duke at Navy (Sep 28, 2002)
- 29 Wake Forest vs Virginia (Sep 28, 2002)
- 28 NC State vs Massachusetts (Sep 28, 2002)
- 28 Wake Forest at Georgia Tech (Oct 05, 2002)
- 28 Florida State at Wake Forest (Nov 02, 2002)
- 28 Maryland vs Wake Forest (Nov 30, 2002)

1ST DOWNS RUSHING

- 21 Florida State vs Virginia (Aug 31, 2002)
- 19 Wake Forest vs Virginia (Sep 28, 2002)
- 18 Maryland vs Wake Forest (Nov 30, 2002)
- 17 Maryland vs Wofford (Sep 28, 2002)
- 17 Wake Forest at Clemson (Oct 19, 2002)

1ST DOWNS PASSING

- 19 Virginia at Georgia Tech (Oct 26, 2002)
- 19 Clemson at Duke (Nov 02, 2002)
- 18 Florida State vs Duke (Sep 21, 2002)
- 17 Florida State at Wake Forest (Nov 02, 2002)
- 16 Georgia Tech at Maryland (Oct 17, 2002)
- 16 Georgia Tech vs Virginia (Oct 26, 2002)
- 16 Clemson vs South Carolina (Nov 23, 2002)

1ST DOWNS BY PENALTY

- 5 NC State vs Massachusetts (Sep 28, 2002)
- 5 Florida State at Miami (Oct 12, 2002)
- 5 Georgia Tech vs Duke (Nov 16, 2002)
- 4 Maryland vs Akron (Sep 07, 2002)
- 4 Clemson vs Georgia Tech (Sep 14, 2002)
- 4 Florida State at Louisville (Sep 26, 2002)
- 4 Virginia at Duke (Oct 05, 2002)
- 4 Virginia vs Clemson (Oct 12, 2002)
- 4 Duke vs Clemson (Nov 02, 2002)
- 4 Florida State at NC State (Nov 23, 2002)

PENALTIES

- 14 Wake Forest at Clemson (Oct 19, 2002)
- 13 Florida State vs Virginia (Aug 31, 2002)

PENALTIES YARDS

- 125 Wake Forest at Clemson (Oct 19, 2002)
- 119 Maryland at North Carolina (Nov 02, 2002)

