

COLLEGE FOOTBALL

Inside:

- 2002 NCAA LEADERS
- NCAA ALL-TIME LEADERS
- 2003 BCS
- ALL-TIME BOWL RECORDS
- AP FINAL POLLS
- UPI FINAL POLLS
- ESPN/USA TODAY
FINAL POLLS
- SOD CEMETERY



ESPN

COLLEGE FOOTBALL



First Game
at Doak
Campbell
Stadium

First
Season

'64
Bilezikoff First
Consensus
All-American

'76
Bowden
Era
Begins

2002 NCAA Final Statistical Leaders

INDIVIDUAL

Rushing

	CAR	YDS	AVG	YDSPG
1. Chance Kretschmer, Nevada	302	1732	5.74	157.45
1. Larry Johnson, Penn St	271	2087	7.70	160.54
2. Michael Turner, N. Illinois	338	1915	5.67	159.58
3. Chris Brown, Colorado	303	1841	6.08	153.42
4. Willis McGahee, Miami (FL)	282	1753	6.22	134.85
5. Marcus Merriweather, Ball St	332	1618	4.87	134.83

Passing

	ATT	CMP	YDS	TD	CPG
1. Kliff Kingsbury, Texas Tech	712	479	5017	45	34.21
2. Cody Pickett, Washington	612	365	4458	28	28.08
3. Byron Leftwich, Marshall	493	331	4268	30	27.58
4. Timmy Chang, Hawaii	624	349	4474	25	24.93
5. Adam Hall, San Diego St.	452	272	3253	17	24.73
85. Chris Rix, FSU	225	118	1684	13	10.73

Passing Efficiency

(Min. 15 Att. Per Game)

	ATT	CMP	YDS	TD	RTG
1. Rex Grossman, Florida	395	259	3896	34	170.8
1. Brad Banks, Iowa	294	170	2573	26	157.1
2. Byron Leftwich, Marshall	493	331	4268	30	156.5
3. Brian Jones, Toledo	423	297	3446	23	152.3
4. Ryan Schneider, UCF	430	265	3770	31	151.6
5. Carson Palmer, Southern Cal	489	309	3942	33	149.1
42. Chris Rix, FSU	225	118	1684	13	128.2

Total Offense

	PLAYS	YDS	YDSPG
1. Byron Leftwich, Marshall	528	4267	355.6
2. Kliff Kingsbury, Texas Tech	814	4903	350.2
3. Cody Pickett, Washington	698	4273	328.7
4. Timmy Chang, Hawaii	663	4457	318.4
5. Ryan Schneider, UCF	467	3681	306.8
69. Chris Rix, FSU	311	1973	179.4

Receptions Per Game

	G	CT	YDS	CTPG
1. Nate Burleson, Nevada	12	138	1629	11.50
2. J.R. Tolver, San Diego St	13	128	1785	9.85
3. Kassim Osgood, San Diego St	13	108	1552	8.31
4. Rashaun Woods, Oklahoma St	13	107	1695	8.23
5. Kevin Walter, Eastern Michigan	12	93	1368	7.75
5. Bobby Wade, Arizona	12	93	1389	7.75
57. Anquan Boldin, FSU	14	65	1011	4.64

Receiving Yards Per Game

	G	CT	YDS	YDSPG
1. J.R. Tolver, San Diego St	13	128	1785	137.31
2. Nate Burleson, Nevada	12	138	1629	135.75
3. Rashaun Woods, Oklahoma St	13	107	1695	130.38
4. Kassim Osgood, San Diego St	13	108	1552	119.38
5. Bobby Wade, Arizona	12	93	1389	115.75
52. Anquan Boldin, FSU	14	65	1011	72.21

Total Receiving Yards

	G	CT	YDS	YDSPG
1. J.R. Tolver, San Diego St	13	128	1785	137.31
2. Rashaun Woods, Oklahoma St	13	107	1695	130.38
3. Nate Burleson, Nevada	12	138	1629	135.75
4. Kassim Osgood, San Diego St	13	108	1552	119.38
5. Reggie Williams, Washington	13	94	1454	111.85
36. Anquan Boldin, FSU	14	65	1011	72.21

Interceptions

	G	NO	YDS	TD	IPG
1. Jim Leonhard, Wisconsin	14	11	115	0	.79
2. Jason David, Washington St	10	7	101	0	.70
3. Gerald Jones, San Jose St	12	8	116	1	.67
3. Jason Goss, TCU	12	8	27	0	.67
5. Gabe Franklin, Boise St	13	8	70	0	.62
5. Lynaris Elpheage, Tulane	13	8	133	1	.62

Punting

(Min 3.6 Punts Per Game)

	NO	YARDS	AVG
1. Matt Payne, BYU	51	2427	47.59
2. Mark Mariscal, Colorado	67	3186	47.55
3. Glenn Pakulak, Kentucky	66	3008	45.58
4. Andy Groom, Ohio St	60	2697	44.95
5. Donnie Jones, LSU	64	2813	43.95
66. Chance Gwaltney, FSU	72	2862	39.75

Punt Returns

(Min 1.2 Returns Per Game)

	NO	YDS	TD	AVG
1. Dan Sheldon, N. Illinois	21	477	3	22.71
2. Aris Comeaux, Army	12	233	2	19.42
3. Cody Cardwell, SMU	27	467	1	17.30
4. DeJuan Groce, Nebraska	43	732	4	17.02
5. Lynaris Elpheage, Tulane	28	463	1	16.54
40. Leon Washington, FSU	34	392	0	11.53

Kickoff Returns

(Min 1.2 Returns Per Game)


	NO	YDS	TD	AVG
1. Charles Pauley, San Jose St	31	978	2	31.55
2. Broderick Clark, Louisville	31	897	2	28.94
3. LaShaun Ward, Cal	28	809	7	28.89
4. Jason Wright, Northwestern	18	513	1	28.50
5. Nathan Jones, Rutgers	26	736	2	28.31

Field Goals

	FGA	FG	PCT	FGPG
1. Nick Browne, TCU	30	23	.767	1.92
2. Billy Bennett, Georgia	33	26	.788	1.86
3. Mike Nugent, Ohio State	28	25	.893	1.79
4. Sandro Sciortino, Boston Col	32	23	.719	1.77
5. Nick Novak, Maryland	28	24	.857	1.71
22. Xavier Beitia, FSU	28	19	.679	1.36

Scoring

	TD	XP	FG	PTS	PTPG
1. Brock Forsey, Boise St	32	0	0	192	14.77
2. Willis McGahee, Miami (FL)	28	0	0	168	12.92
3. Josh Harris, Bowling Green	22	0	0	134	11.17



4. Larry Johnson, Penn St	23	0	0	140	10.77
5. Lee Suggs, Virginia Tech	24	0	0	144	10.29
44. Xavier Beitia, FSU	0	51	19	108	7.71

All-Purpose Runners

	RUSH	REC	PR	KOR	YDS	YDSPG
1. Levron Williams, Indiana	1401	289	0	511	2201	200.09
1. Larry Johnson, Penn St	2087	349	0	219	2655	204.23
2. Michael Turner, No. Illinois	1915	100	0	269	2284	190.33
3. Robbie Mixon, Central Mich	1361	253	0	524	2138	178.18
4. Jason Wright, Northwestern	1234	266	0	513	2013	167.75
5. Brock Forsey, Boise St	1611	282	0	234	2127	163.62

TEAM

Rushing Offense

	CARRIES	YDS	YDSPG
1. Air Force	786	4001	307.77
2. West Virginia	714	3687	283.62
3. Navy	652	3249	270.75
4. Nebraska	724	3762	268.71
5. Kansas St	655	3433	264.08
35. Florida St.	562	2618	187.00

Passing Offense

	ATT	CMP	YDS	YDSPG
1. Texas Tech	770	515	5444	388.9
2. Hawaii	731	407	5406	386.1
3. Marshall	575	383	4804	369.5
4. Washington	621	372	4501	346.2
5. San Diego St	584	352	4302	330.9
62. Florida St	419	217	2955	211.1

Total Offense

	PLAYS	YDS	YDSPG
1. Boise State	950	6519	501.46
2. Hawaii	1039	6939	495.64
3. Marshall	991	6439	495.31
4. Texas Tech	1155	6835	488.21
5. Toledo	1033	6611	472.21
32. Florida St.	981	5573	398.07

Punt Returns

	NO	YDS	AVG
1. Northern Illinois	26	525	20.19
2. Tulane	28	484	17.29
3. Southern Methodist	29	501	17.28
4. Arizona	20	332	16.60
5. Nebraska	51	830	16.27
50. Florida St.	45	477	10.60

Kickoff Returns

	NO	YDS	AVG
1. Iowa	37	929	25.11
2. North Carolina St	37	923	24.95
3. San Jose St	57	1395	24.47
4. California	43	1052	24.47
5. Clemson	52	1264	24.31
36. Florida St.	43	921	21.42

Scoring Offense

	GAMES	PTS	AVG
1. Boise St	13	593	45.62
2. Kansas St	13	582	44.77
3. Bowling Green	12	490	40.83
4. Miami (FL)	13	527	40.54
5. Oklahoma	14	541	38.64
32. Florida St.	14	428	30.57

Rushing Defense

	CAR	YDS	YDSPG
1. TCU	393	778	64.8
2. Kansas St	446	904	69.5



3. Ohio St	418	1088	77.7
4. Alabama	390	1042	80.2
5. Iowa	416	1065	81.9
36. Florida St.	497	1831	130.8

Passing Defense

	ATT	CMP	YDS	YDSPG
1. Miami (FL)	353	163	1556	119.69
2. LSU	361	163	1985	152.69
3. Mississippi St	282	140	1847	153.92
4. Tennessee	349	170	2031	156.23
5. Connecticut	322	162	1925	160.42
85. Florida St.	465	249	3293	235.21

Pass Efficiency Defense

	ATT	CMP	YDS	TD	RATING
1. Miami (FL)	353	163	1556	8	83.91
2. TCU	406	158	2105	16	84.62
3. Kansas St	418	191	2333	11	91.70
4. Southern Miss.	379	177	2195	6	92.13
5. LSU	361	163	1985	13	93.85
61. Florida St.	465	249	3293	21	121.01

Total Defense

	PLAYS	YDS	YDSPG
1. TCU	799	2883	240.25
2. Kansas St	864	3237	249.00
3. Alabama	764	3345	257.31
4. Troy St	784	3322	276.83
5. Tennessee	840	3703	284.85
61. Florida St.	962	5124	366.00

Scoring Defense

	GAMES	PTS	AVG
1. Kansas St	13	154	11.8
2. Ohio St	14	183	13.1
3. North Texas	13	192	14.8
4. Georgia	14	212	15.1
5. Alabama	13	200	15.4
32. Florida St	14	301	21.5

Turnover Margin

	TURNOVERS GAINED			TURNOVERS LOST			MARGIN /GAME
	FUM	INT	TOTAL	FUM	INT	TOTAL	
1. South Fla.	14	22	36	10	5	15	1.91
2. Tulane	21	22	43	11	10	21	1.69
3. California	21	15	36	8	10	18	1.50
4. West Virginia	15	19	34	6	9	15	1.46
5. Southern Cal	19	17	36	8	10	18	1.38
5. Wake Forest	21	13	34	10	6	16	1.38
19. Florida St	16	16	32	11	10	21	1.19

1993 & 1999 NATIONAL CHAMPIONS

COLLEGE FOOTBALL



NCAA All-Time Leaders

TOTAL OFFENSE

Career Yards

PLAYER	TEAM	YEARS	PLAYS	YARDS		TOTAL	AVG
				RUSH	PASS		
1. Ty Detmer	Brigham Young	1988-91	*1,795	-366	*15,031	*14,665	8.17
2. Tim Rattay	Louisiana Tech	1997-99	1,705	-128	12,746	12,618	7.40
3. Chris Redman	Louisville	1996-99	*1,846	-412	12,541	12,129	6.57
4. Drew Brees	Purdue	1997-00	1,754	906	10,909	11,815	6.74
5. Doug Flutie	Boston College	1981-84	1,558	738	10,579	11,317	7.26

Season Yards

PLAYER	TEAM	YEAR	GAMES	PLAYS	YARDS		TOTAL	AVG
					RUSH	PASS		
1. David Klingler	Houston	1990	11	704	81	5,140	*5,221	7.42
2. Ty Detmer	Brigham Young	1990	12	635	-106	5,188	5,022	7.91
3. Tim Rattay	Louisiana Tech	1998	12	602	-103	4,943	4,840	8.04
4. Kliff Kingsbury	Texas Tech	2003	14	814	-114	5,017	4,903	6.02
5. Andre Ware	Houston	1989	11	628	-38	4,699	4,661	7.42

RUSHING

Career Yards

PLAYER	TEAM	YEARS	PLAYS	YARDS	AVG	LONG
1. Ron Dayne	Wisconsin	1996-99	1,115	*6,397	5.74	80
2. Ricky Williams	Texas	1995-98	1,011	6,279	6.21	87
3. Tony Dorsett	Pittsburgh	1973-76	1,074	6,082	5.66	73
4. Charles White	Southern Cal	1976-79	1,023	5,598	5.47	79
5. Travis Prentice	Miami (Ohio)	1996-99	1,138	5,596	4.92	55

Season Yards

PLAYER	TEAM	YEAR	GAMES	PLAYS	YARDS	AVG
1. Barry Sanders	Oklahoma State	1988	11	344	*2,628	7.64
2. Marcus Allen	Southern Cal	1981	11	*403	2,342	5.81
3. Troy Davis	Iowa State	1996	11	402	2,185	5.44
4. LaDainian Tomlinson	TCU	2000	11	369	2,158	5.85
5. Mike Rozier	Nebraska	1983	12	275	2,148	7.81

PASSING

Career Passing Efficiency

(Minimum 500 Completions)

PLAYER	TEAM	YEARS	ATT	COMP	INT	PCT	YARDS	TD	PTS
1. Danny Wuerffel	Florida	1993-96	1,170	708	42	.605	10,875	114	163.6
2. Ty Detmer	Brigham Young	1988-91	1,530	958	65	.626	15,031	*121	*162.7
3. Steve Sarkisian	Brigham Young	1995-96	789	528	26	.669	7,464	53	162.0
4. Billy Blanton	San Diego State	1993-96	920	588	25	.639	8,165	67	157.1
5. Jim McMahon	Brigham Young	1977-78, 80-81	1,060	653	34	.616	9,536	84	156.9

Season Passing Efficiency

(Minimum 15 Attempts Per Game)

PLAYER	TEAM	YEAR	G	ATT	COMP	INT	PCT	YARDS	TD	PTS
1. Shaun King	Tulane	1998	11	328	223	6	.680	3,232	36	183.3
2. Michael Vick	Virginia Tech	1999	10	152	90	5	.592	1,840	12	180.4
3. Danny Wuerffel	Florida	1995	11	325	210	10	.646	3,266	35	*178.4
4. Jim McMahon	Brigham Young	1980	12	445	284	18	.638	*4,571	*47	*176.9
5. Ty Detmer	Brigham Young	1989	12	412	265	15	.643	4,560	32	175.6

Career Yards

PLAYER	TEAM	YEARS	ATT	COMP	INT	PCT	YARDS	TD	PTS
1. Ty Detmer	Brigham Young	1988-91	*1,530	*958	65	.626	*15,031	121	76
2. Tim Rattay	Louisiana Tech	1997-99	1,552	1,015	35	.654	12,746	115	94
3. Chris Redman	Louisville	1996-99	*1,679	*1,031	51	.614	12,541	84	86
4. Todd Santos	San Diego State	1984-87	1,484	910	57	.613	11,425	70	84
5. Tim Lester	Western Michigan	1996-99	1,507	875	49	.581	11,299	87	82



Season Yards

	PLAYER	TEAM	YEAR	G	ATT	COMP	INT	PCT	YARDS	TD
1.	Ty Detmer	Brigham Young	1990	12	562	361	28	.642	*5,188	41
2.	David Klingler	Houston	1990	11	*643	*374	20	.582	5,140	*54
3.	Tim Rattay	Louisiana Tech	1998	12	559	380	13	.680	4,943	46
4.	Kliff Kingsbury	Texas Tech	2003	14	712	479	13	.672	5,017	45
5.	Andre Ware	Houston	1989	11	578	365	15	.631	4,699	46

Single Game Attempts

NO.	PLAYER	TEAM	OPPONENT	DATE
83	Drew Brees	Purdue	Wisconsin	Oct. 10, 1998
79	Matt Vogler	Texas Christian	Houston	Nov. 3, 1990
78	Rusty LaRue	Wake Forest	Duke	Oct. 28, 1995
76	David Klingler	Houston	Southern Methodist	Oct. 20, 1990
75	Chris Vargas	Nevada	McNeese State	Sept. 19, 1992

Single Game Completions

NO.	PLAYER	TEAM	OPPONENT	DATE
55	Drew Brees	Purdue	Wisconsin	Oct. 10, 1998
55	Rusty LaRue	Wake Forest	Duke	Oct. 28, 1995
50	Rusty LaRue	Wake Forest	N.C. State	Nov. 18, 1995
49	Kliff Kingsbury	Texas Tech	Missouri	Oct. 19, 2003
48	David Klingler	Houston	Southern Methodist	Oct. 20, 1990

RECEIVING

Career Catches

	PLAYER	TEAM	YEARS	CATCHES	YARDS	AVG	TD
1.	Arnold Jackson	Louisville	1997-00	*300	3,670	12.2	31
2.	Trevor Insley	Nevada	1996-99	*298	*5,005	16.8	35
3.	Geoff Noisy	Nevada	1995-98	*295	4,249	14.4	21
4.	Troy Edwards	Louisiana Tech	1996-98	280	4,352	15.5	50
5.	Aaron Turner	Pacific	1989-92	*266	*4,345	16.3	43

Season Receptions

	PLAYER	TEAM	YEAR	G	CATCHES	YARDS	TD
1.	Emmanuel Hazard	Houston	1989	11	*142	1,689	*22
2.	Troy Edwards	Louisiana Tech	1998	12	140	1,996	*27
3.	Nate Burleson	Nevada	2003	12	138	1,639	12
4.	Trevor Insley	Nevada	1999	11	134	*2,060	13
4.	Howard Twilley	Tulsa	1965	10	134	1,779	16

Career Yards

	PLAYER	TEAM	YEARS	CATCHES	YARDS	AVG	TD
1.	Trevor Insley	Nevada	1996-99	*298	*5,005	16.8	35
2.	Marcus Harris	Wyoming	1993-96	259	4,518	17.4	38
3.	Ryan Yarborough	Wyoming	1990-93	229	*4,357	19.0	42
4.	Troy Edwards	Louisiana Tech	1996-98	*280	4,352	15.5	*50
5.	Aaron Turner	Pacific	1989-92	*266	4,345	16.3	43

SCORING

Career Points (Non-Kickers)

	PLAYER	TEAM	YEARS	TD	XPT	FG	PTS
1.	Travis Prentice	Miami (Ohio)	1996-99	*78	0	0	*468
2.	Ricky Williams	Texas	1995-98	75	2	0	*452
3.	Anthony Thompson	Indiana	1986-89	*65	4	0	*394
4.	Ron Dayne	Wisconsin	1996-99	63	0	0	378
5.	Marshall Faulk	San Diego State	1991-93	62	4	0	376

Career Points (Kickers)

	PLAYER	TEAM	YEARS	PAT	PAT ATT	FG	FG ATT	PTS
1.	Roman Anderson	Houston	1988-91	*213	217	70	101	*423
2.	Carlos Huerta	Miami (Fla.)	1988-91	178	181	73	91	397
3.	Jason Elam	Hawaii	1988-92	158	161	79	100	395
4.	Derek Schmidt	Florida State	1984-87	174	178	73	102	393
5.	Kris Brown	Nebraska	1995-98	217	222	57	77	388

1993 & 1999 NATIONAL CHAMPIONS

COLLEGE FOOTBALL



Season Points

PLAYER	TEAM	YEAR	TD	XPT	FG	PTS
1. Barry Sanders	Oklahoma State	1988	*39	0	0	*234
2. Brock Forsey	Boise State	2003	32	0	0	192
3. Troy Edwards	Louisiana Tech	1998	31	2	0	188
4. Mike Rozier	Nebraska	1983	29	0	0	174
Lydell Mitchell	Penn State	1971	29	0	0	174

INTERCEPTIONS

Career Interceptions

PLAYER	TEAM	YEARS	NO	YARDS	AVG
1. Al Brosky	Illinois	1950-52	*29	356	12.3
2. John Provost	Holy Cross	1972-74	27	470	17.4
Martin Bayless	Bowling Green	1980-83	27	266	9.9
4. Tom Curtis	Michigan	1967-69	25	440	17.6
Tony Thurman	Boston College	1981-84	25	221	8.8
Tracy Saul	Texas Tech	1989-92	25	425	17.0

Season Interceptions

PLAYER	TEAM	YEAR	NO	YARDS
1. Al Worley	Washington	1968	*14	130
2. George Shaw	Oregon	1951	13	136
3. Terrell Buckley	Florida State	1991	12	238
Cornelius Price	Houston	1989	12	187
Bob Navarro	Eastern Michigan	1989	12	73
Tony Thurman	Boston College	1984	12	99
Terry Hoage	Georgia	1982	12	51
Frank Polito	Villanova	1971	12	261
Bill Albrecht	Washington	1951	12	140
Hank Rich	Arizona State	1950	12	135

PUNTING

Career Average

(Minimum 150 Punts)

PLAYER	TEAM	YEARS	NO	YARDS	AVG	LONG
1. Todd Sauerbrun	West Virginia	1991-94	167	7,733	46.3	90
2. Reggie Roby	Iowa	1979-82	172	7,849	*45.6	69
3. Greg Montgomery	Michigan State	1985-87	170	7,721	45.4	86
4. Tom Tupa	Ohio State	1984-87	196	8,854	45.2	75
5. Barry Helton	Colorado	1984-87	153	6,873	44.9	68

Season Average

PLAYER	TEAM	YEAR	NO	YARDS	AVG
1. Chad Kessler	LSU	1997	39	1,961	*50.3
2. Reggie Roby	Iowa	1981	44	2,193	*49.8
3. Kirk Wilson	UCLA	1956	30	1,479	49.3
4. Todd Sauerbrun	West Virginia	1994	72	3,486	48.4
5. Zack Jordan	Colorado	1950	38	1,830	48.2
Ricky Anderson	Vanderbilt	1984	58	2,793	≈48.2

PUNT RETURNS

Career Average

(Minimum 1.2 Returns Per Game)

PLAYER	TEAM	YEARS	NO	YARDS	TD	AVG	LONG
1. Jack Mitchell	Oklahoma	1946-48	39	922	7	*23.6	70
2. Gene Gibson	Cincinnati	1949-50	37	760	4	20.5	75
3. Eddie Macon	Pacific	1949-51	48	907	4	18.9	100
4. Jackie Robinson	UCLA	1939-40	37	694	2	18.8	89
5. Bobby Dillon	Texas	1949-51	47	830	1	17.7	84
Mike Fuller	Auburn	1972-74	50	883	3	17.7	63



Season Average

(Minimum 1.2 Returns Per Game)

PLAYER	TEAM	YEAR	NO	YARDS	AVG
1. Bill Blackstock	Tennessee	1951	12	311	*25.9
2. George Sims	Baylor	1948	15	375	25.0
3. Gene Derricotte	Michigan	1947	14	347	24.8
4. Erroll Tucker	Utah	1985	16	389	24.3
George Hoey	Michigan	1967	12	291	24.3

KICKOFF RETURNS

Career Average

(Minimum 30 Returns & 1.2 Per Game)

PLAYER	TEAM	YEARS	NO	YARDS	AVG
1. Anthony Davis	Southern Cal	1972-74	37	1,299	*35.1
2. Eric Booth	Southern Mississippi	1994-97	35	1,135	32.4
3. Overton Curtis	Utah State	1957-58	32	991	31.0
4. Fred Montgomery	New Mexico State	1991-92	39	1,191	30.5
5. Altie Taylor	Utah State	1966-68	40	1,170	29.3

Season Average

(Minimum 1.2 Per Game)

PLAYER	TEAM	YEAR	NO	YARDS	AVG
1. Paul Allen	Brigham Young	1961	12	481	*40.1
2. Tremain Mack	Miami (Fla.)	1996	13	514	39.5
3. Leeland McElroy	Texas A&M	1993	15	590	39.3
4. Forrest Hall	San Francisco	1946	15	573	38.2
5. Tony Ball	Tenn-Chattanooga	1977	13	473	36.4

ALL-PURPOSE RUNNING

Career Yards

PLAYER	TEAM	YEARS	RUSH	RCV	INT	PR	KOR	YARDS	YDS PP
1. Ricky Williams	Texas	1995-98	6,279	927	0	0	0	7,206	6.6
2. Napoleon McCallum	Navy	1981-85	4,179	796	0	858	1,339	*7,172	6.3
3. Darrin Nelson	Stanford	1977-78, 80-81	4,033	2,368	0	471	13	6,885	7.1
4. Kevin Faulk	LSU	1995-98	4,557	600	0	857	819	6,833	6.8
5. Ron Dayne	Wisconsin	1996-99	*6,397	304	0	0	0	6,701	5.8

Season Yards

PLAYER	TEAM	YEAR	RUSH	RCV	INT	PR	KOR	YARDS	YDS PP
1. Barry Sanders	Oklahoma State	1988	*2,628	106	0	95	421	*3,250	8.3
2. Ryan Benjamin	Pacific	1991	1,581	612	0	4	798	2,995	9.6
3. Troy Edwards	Louisiana Tech	1998	227	1,996	0	235	326	2,784	14.7
4. Mike Pringle	Cal-State Fullerton	1989	1,727	249	0	0	714	2,690	7.6
5. Larry Johnson	Penn State	2003	2,087	349	0	0	219	3,655	8.22

FIELD GOALS

Career Field Goals

PLAYER	TEAM	YEARS	TOTAL	PCT	YARDS		LONG	WON
					-40	40+		
1. Jeff Jaeger	Washington	1983-86	*80-99	.808	*59-68	21-31	52	5
2. Jason Elam	Hawaii	1988-92	79-100	.790	50-55	29-45	56	3
John Lee	UCLA	1982-85	79-92	*.859	54-56	25-36	52	10
4. Philip Doyle	Alabama	1987-90	78-*105	.743	57-61	21-44	53	6
5. Luis Zendejas	Arizona State	1981-84	78-*105	.743	53-59	25-46	55	1
Kevin Butler	Georgia	1981-84	77-98	.786	50-56	27-42	60	7

Season Field Goals

PLAYER	TEAM	YEAR	TOTAL	PCT	YARDS		LONG	WON
					-40	40+		
1. John Lee	UCLA	1984	*29-33	.879	*16-16	13-17	51	5
2. Paul Woodside	West Virginia	1982	28-31	.903	23-23	5-8	45	2
3. Luis Zendejas	Arizona State	1983	28-37	.757	19-22	9-15	52	1
4. Sebastian Janikowski	Florida State	1998	27-32	.844	17-19	10-13	53	1
Fuad Reveiz	Tennessee	1982	27-31	.871	14-14	13-17	60	2

*Record. @Record for minimum of 3,000 yards. ††Record for minimum of 785 carries. ^Record for minimum of 1,000 attempts. =Did not score.
 †Record for minimum of 105 catches. §Three-year totals records. ¶Record for minimum of 50 punts.

1993 & 1999 NATIONAL CHAMPIONS

COLLEGE FOOTBALL



2003 Bowl Championship Series

Starting in 1998, the Bowl Championship Series (BCS) has determined the Division I-A National Champion in football. The BCS, which runs through the 2005 regular season and 2006 bowl season, consists of the Tostitos Fiesta Bowl, FedEx Orange Bowl, Rose Bowl and Nokia Sugar Bowl. Conferences with automatic berths include the Atlantic Coast, Big East, Big Ten, Big 12, Pac-10 and the Southeastern Conferences. A year ago, Ohio State won the 2002 crown with a 31-24 double-overtime victory over Miami in the Fiesta Bowl. The Hurricanes captured the 2001 national title, defeating Nebraska 37-14 in the Rose Bowl. In the BCS's first season in 1998, Tennessee defeated Florida State, 23-16, in the Fiesta Bowl to claim the national title. A year later, it was Florida State's turn as the Seminoles topped Virginia Tech 46-29 in the Sugar Bowl. Oklahoma claimed the 2000 national championship defeating Florida State 13-2 in the FedEx Orange Bowl.

The BCS also notes the importance of regional consideration regarding team selection. Specifically, as participating members of the BCS, the four BCS Bowls will host the following conference champions in the years the national championship game is not played at their site. Regional consideration tie-ins include the ACC or Big East champion in the Orange Bowl, the SEC champion in the Sugar Bowl, the Big Ten and the Pac-10 champion in the Rose Bowl and the Big 12 champion in the Fiesta Bowl.

Should a BCS Bowl's regional tie-in champion be ranked number one or two in the final BCS standings, when such bowl is not hosting the national championship game, the number one or two-ranked team shall move to the national championship game and the Bowl shall select a replacement team from the BCS pool of eligible teams. The pool will consist of any Division IA team that is ranked among the Top 12 in the final BCS standings and has achieved nine wins during the regular season excluding NCAA-exempted contests.

Through a conference revenue sharing plan, the BCS group will distribute

BCS TITLE GAME RESULTS

1998	Tennessee d. Florida State 23-16	Fiesta Bowl
1999	Florida State d. Virginia Tech 46-29	Sugar Bowl
2000	Oklahoma d. Florida State 13-2	Orange Bowl
2001	Miami d. Nebraska 37-14	Rose Bowl
2002	Ohio State d. Miami 31-24 (2ot)	Fiesta Bowl

FUTURE BCS SCHEDULES

2004	January 1, 2005	Rose Bowl
	January 1, 2005	Fiesta Bowl
	January 2, 2005	Sugar Bowl
	January 4, 2005	Orange Bowl (Title Game)
2005		Rose Bowl (Title Game)


over \$40 million to non-participating BCS institutions during its 8-year term. Those monies go to Division I-A and I-AA conferences in support of the game of college football. Additionally, the BCS distributes \$200,000 per year to the National Football Foundation and College Hall of Fame.

This coming season, BCS participants will receive between \$13.87-17.05 million depending on the conference affiliation of the at-large participants. Should both at-large participants come from outside the BCS conferences - ACC, Big East, Big Ten, Big 12, Pac-10 or SEC - those participants will receive \$13.87 million. If one or both at-large selections come from within the original BCS group, the first conference participant shall receive \$13.87 million and the second participant from that same conference shall receive a minimum of 4.5 million. The remaining dollars (the difference between \$13.87 million and \$4.5 million) will be split among the BCS conferences that have just one participant.

2003 FOOTBALL BOWL LINEUP

(All times Eastern and subject to change)

BOWL	DATE	SITE	TV	TIME	PARTICIPANTS
New Orleans Bowl	Tues., Dec. 16	New Orleans, La.	ESPN2	7:00 p.m.	Sun Belt vs. Conference USA
GMAC Bowl	Thurs., Dec. 18	Mobile, Ala.	ESPN2	7:30 p.m.	MAC or WAC vs. Conference USA
Mazda Tangerine Bowl	Mon., Dec. 22	Orlando, Fla.	ESPN	5:30 p.m.	Atlantic Coast vs. Big 12
Fort Worth Bowl	Tues., Dec. 23	Fort Worth, Texas	ESPN	7:30 p.m.	Big 12 vs. Conference USA
Las Vegas Bowl	Wed., Dec. 24	Las Vegas, Nev.	ESPN	7:30 p.m.	Mountain West vs. Pacific-10
ConAgra Foods Hawaii Bowl	Thurs., Dec. 25	Honolulu, Hawaii	ESPN	8:00 p.m.	Conference USA vs. Western Athletic
Motor City Bowl	Fri., Dec. 26	Detroit, Mich.	ESPN	5:00 p.m.	Mid-American vs. Big Ten
Insight Bowl	Fri., Dec. 26	Phoenix, Ariz.	ESPN	8:30 p.m.	Big East vs. Pacific-10
Continental Tire Bowl	Sat., Dec. 27	Charlotte, N.C.	ESPN2	11:00 a.m.	Atlantic Coast vs. Big East
Alamo Bowl	Mon., Dec. 29	San Antonio, Texas	ESPN	9:00 p.m.	Big 12 vs. Big Ten
Houston Bowl	Tues., Dec. 30	Houston, Texas	ESPN	4:30 p.m.	Big 12 vs. Southeastern
Pacific Life Holiday Bowl	Tues., Dec. 30	San Diego, Calif.	ESPN	8:00 p.m.	Big 12 vs. Pacific-10
Silicon Valley Football Classic	Tues., Dec. 30	San Jose, Calif.	ESPN2	10:30 p.m.	Pacific-10 vs. Western Athletic
Gaylord Hotels Music City Bowl	Wed., Dec. 31	Nashville, Tenn.	ESPN	Noon	Big Ten vs. Southeastern
Sun Bowl	Wed., Dec. 31	El Paso, Texas	CBS	2:00 p.m.	Big Ten vs. Pacific-10
AXA Liberty Bowl	Wed., Dec. 31	Memphis, Tenn.	ESPN	3:30 p.m.	Conference USA vs. Mountain West
MainStay Independence	Wed., Dec. 31	Shreveport, La.	ESPN	7:30 p.m.	Big 12 vs. Southeastern
Diamond Walnut San Francisco	Wed., Dec. 31	San Francisco, Calif.	ESPN2	10:30 p.m.	Big East vs. Mountain West
Outback Bowl	Thurs., Jan. 1	Tampa, Fla.	ESPN	11:00 a.m.	Big Ten vs. Southeastern
Toyota Gator Bowl	Thurs., Jan. 1	Jacksonville, Fla.	NBC	12:30 p.m.	Atlantic Coast vs. Big East
Capital One Bowl	Thurs., Jan. 1	Orlando, Fla.	ABC	1:00 p.m.	Big Ten vs. Southeastern
Rose Bowl	Thurs., Jan. 1	Pasadena, Calif.	ABC	5:00 p.m.	Bowl Championship Series Selections
FedEx Orange Bowl	Thurs., Jan. 1	Miami, Fla.	ABC	8:30 p.m.	Bowl Championship Series Selections
SBC Cotton Bowl Classic	Fri., Jan. 2	Dallas, Texas	Fox	2:00 p.m.	Big 12 vs. Southeastern
Chick-fil-A Peach Bowl	Fri., Jan. 2	Atlanta, Ga.	ESPN	4:30 p.m.	Atlantic Coast vs. Southeastern
Tostitos Fiesta Bowl	Fri., Jan. 2	Tempe, Ariz.	ABC	8:00 p.m.	Bowl Championship Series Selections
Humanitarian Bowl	Sat., Jan. 3	Boise, Idaho	ESPN	Noon	Atlantic Coast vs. Western Athletic
Nokia Sugar Bowl	Sun., Jan. 4	New Orleans, La.	ABC	8:00 p.m.	Bowl Championship Series Title Game



NCAA All-Time Bowl Records

THIS LIST INCLUDES ALL BOWL GAMES PLAYED BY CURRENT DIVISION I TEAMS. DIVISION I-A TEAMS AKRON, ARKANSAS STATE AND SOUTHWESTERN LOUISIANA HAVE NOT PLAYED IN A BOWL GAME.

TEAM	W	L	T	TEAM	W	L	T
Air Force	8	8	1	Nevada-Las Vegas	*3	0	0
Alabama	28	19	3	New Mexico	2	4	1
Arizona	5	7	1	New Mexico State	2	0	1
Arizona State	10	9	1	NORTH CAROLINA	11	12	0
Arkansas	10	19	3	NORTH CAROLINA STATE	10	9	1
Army	2	2	0	Northern Illinois	1	0	0
Auburn	15	11	2	North Texas	1	0	0
Ball State	0	3	0	Northwestern	1	3	0
Baylor	8	8	0	NOTRE DAME	13	12	0
Boise State	3	0	0	Ohio	0	2	0
Boston College	7	6	0	Ohio State	15	18	0
Bowling Green	2	3	0	Oklahoma	22	12	1
Brigham Young	7	14	1	Oklahoma State	10	4	0
California	5	7	1	Oregon	6	10	0
Cal-State Fullerton	0	1	0	Oregon State	3	4	0
Central Michigan	0	2	0	Pacific	3	1	1
Cincinnati	2	3	0	Penn State	23	12	2
CLEMSON	12	13	0	Pittsburgh	9	12	0
COLORADO	11	13	0	Purdue	7	3	0
Colorado State	3	5	0	Rice	4	3	0
DUKE	3	5	0	Rutgers	0	1	0
East Carolina	4	2	0	San Diego State	1	4	0
Eastern Michigan	1	0	0	San Jose State	4	3	0
FLORIDA	13	16	0	South Carolina	2	8	0
FLORIDA STATE	17	10	2	Southern Cal	26	14	0
Fresno State	7	5	0	Southern Methodist	4	6	1
Georgia	20	14	3	Southern Mississippi	5	6	0
GEORGIA TECH	19	11	0	Stanford	9	9	1
Hawaii	2	2	0	Syracuse	11	8	1
Houston	7	6	1	Temple	1	1	0
Idaho	1	0	0	Tennessee	22	20	0
Illinois	6	7	0	Texas	19	20	2
Indiana	3	5	0	Texas A&M	12	14	0
Iowa	8	8	1	Texas Christian	7	11	1
Iowa State	1	5	0	Texas-El Paso	5	5	0
Kansas	3	5	0	Texas Tech	6	18	1
Kansas State	6	4	0	Toledo	5	2	0
Kent	0	1	0	Tulane	4	6	0
Kentucky	5	5	0	Tulsa	4	7	0
Louisiana State	15	17	1	UCLA	12	11	1
Louisiana Tech	1	1	1	Utah	4	3	0
Louisville	3	5	1	Utah State	2	3	0
Marshall	4	1	0	Vanderbilt	1	1	1
MARYLAND	7	9	2	VIRGINIA	5	8	0
Memphis State	1	0	0	Virginia Tech	6	9	0
MIAMI (FLA.)	14	12	0	WAKE FOREST	4	2	0
Miami (Ohio)	5	2	0	Washington	14	13	1
Michigan	18	15	0	Washington State	4	4	0
Michigan State	6	9	0	West Virginia	9	13	0
Minnesota	3	5	0	Western Michigan	0	2	0
Mississippi	18	12	0	Wisconsin	8	6	0
Mississippi State	6	6	0	Wyoming	4	6	0
Missouri	9	12	0	TOTALS	763	763	42
Navy	4	4	1				
Nebraska	20	20	0				
Nevada	2	3	0				

* Later lost game by forfeit.
BOLD CAPS 2003 Florida State Opponents

1993 & 1999 NATIONAL CHAMPIONS



COLLEGE FOOTBALL



'64
Blenkoff First
Consensus
All-American

'76
Bowden
Era
Begins

Associated Press Final Polls Since 1936

1936

1. Minnesota
2. Louisiana State
3. Pittsburgh
4. Alabama
5. Washington
6. Santa Clara
7. Northwestern
8. Notre Dame
9. Nebraska
10. Pennsylvania
11. Duke
12. Yale
13. Dartmouth
14. Duquesne
15. Fordham
16. Texas Christian
17. Tennessee
18. Arkansas
19. Navy
20. Marquette

1937

1. Pittsburgh
2. California
3. Fordham
4. Alabama
5. Minnesota
6. Villanova
7. Dartmouth
8. Louisiana State
9. Notre Dame
10. Santa Clara
11. Nebraska
12. Yale
13. Ohio State
14. Holy Cross
15. Arkansas
16. Texas Christian
17. Colorado
18. Rice
19. North Carolina
20. Duke

1938

1. Texas Christian
2. Tennessee
3. Duke
4. Oklahoma
5. Notre Dame
6. Carnegie Tech
7. Southern Cal
8. Pittsburgh
9. Holy Cross
10. Minnesota
11. Texas Tech
12. Cornell
13. Alabama
14. California
15. Fordham
16. Michigan
17. Northwestern
18. Villanova
19. Tulane
20. Dartmouth

1939

1. Texas A&M
2. Tennessee
3. Southern Cal
4. Cornell
5. Tulane
6. Missouri
7. UCLA
8. Duke
9. Iowa
10. Duquesne
11. Boston College
12. Clemson
13. Notre Dame
14. Santa Clara
15. Ohio State
16. Georgia Tech
17. Fordham
18. Nebraska
19. Oklahoma
20. Michigan

1940

1. Minnesota
2. Stanford
3. Michigan
4. Tennessee

5. Boston College
6. Texas A&M
7. Nebraska
8. Northwestern
9. Mississippi State
10. Washington
11. Santa Clara
12. Fordham
13. Georgetown
14. Pennsylvania
15. Cornell
16. So. Methodist
17. Hardin-Simmons
18. Duke
19. Lafayette
- Only 19 teams ranked.

1941

1. Minnesota
2. Duke
3. Notre Dame
4. Texas
5. Michigan
6. Fordham
7. Missouri
8. Duquesne
9. Texas A&M
10. Navy
11. Northwestern
12. Oregon State
13. Ohio State
14. Georgia
15. Pennsylvania
16. Mississippi State
17. Mississippi
18. Tennessee
19. Washington St.
20. Alabama

1942

1. Ohio State
2. Georgia
3. Wisconsin
4. Tulia
5. Georgia Tech
6. Notre Dame
7. Tennessee
8. Boston College
9. Michigan
10. Alabama
11. Texas
12. Stanford
13. UCLA
14. William & Mary
15. Santa Clara
16. Auburn
17. Washington St.
18. Mississippi State
19. Mississippi
20. Penn State

1943

1. Notre Dame
2. Iowa Pre-Flight
3. Michigan
4. Navy
5. Purdue
6. Great Lakes
7. Duke
8. Del Monte P-F
9. Northwestern
10. March Field
11. Army
12. Washington
13. Georgia Tech
14. Texas
15. Tulia
16. Dartmouth
17. Bainbridge NTS
18. Colorado Col.
19. Pacific
20. Pennsylvania

1944

1. Army
2. Ohio State
3. Randolph Field
4. Navy
5. Bainbridge NTS
6. Iowa Pre-Flight
7. Southern Cal
8. Michigan
9. Notre Dame

10. March Field
11. Duke
12. Tennessee
13. Georgia Tech
14. Norman P-F
15. Illinois
16. El Toro Marines
17. Great Lakes
18. Fort Pierce
19. St. Mary's P-F
20. Sec. Air Force

1945

1. Army
2. Alabama
3. Navy
4. Indiana
5. Oklahoma State
6. Michigan
7. St. Mary's (Cal.)
8. Pennsylvania
9. Notre Dame
10. Texas
11. Southern Cal
12. Ohio State
13. Duke
14. Tennessee
15. Louisiana State
16. Holy Cross
17. Tulia
18. Georgia
19. Wake Forest
20. Columbia

1946

1. Notre Dame
2. Army
3. Georgia
4. UCLA
5. Illinois
6. Michigan
7. Tennessee
8. Louisiana State
9. North Carolina
10. Rice
11. Georgia Tech
12. Yale
13. Pennsylvania
14. Oklahoma
15. Texas
16. Arkansas
17. Tulia
18. N. C. State
19. Delaware
20. Indiana

1947*

1. Notre Dame
2. Michigan
3. So. Methodist
4. Penn State
5. Texas
6. Alabama
7. Pennsylvania
8. Southern Cal
9. North Carolina
10. Georgia Tech
11. Army
12. Kansas
13. Mississippi
14. William & Mary
15. California
16. Oklahoma
17. N. C. State
18. Rice
19. Duke
20. Columbia

1948

1. Michigan
2. Notre Dame
3. North Carolina
4. California
5. Oklahoma
6. Army
7. Northwestern
8. Georgia
9. Oregon
10. So. Methodist
11. Clemson
12. Vanderbilt
13. Tulane
14. Michigan State
15. Mississippi

16. Minnesota
17. William & Mary
18. Penn State
19. Cornell
20. Wake Forest

1949

1. Notre Dame
2. Oklahoma
3. California
4. Army
5. Rice
6. Ohio State
7. Michigan
8. Minnesota
9. Louisiana State
10. Pacific
11. Kentucky
12. Cornell
13. Villanova
14. Maryland
15. Santa Clara
16. North Carolina
17. Tennessee
18. Princeton
19. Michigan State
20. Missouri

1950

1. Oklahoma
2. Army
3. Texas
4. Tennessee
5. California
6. Princeton
7. Kentucky
8. Michigan State
9. Michigan
10. Clemson
11. Washington
12. Wyoming
13. Illinois
14. Ohio State
15. Miami (Fla.)
16. Alabama
17. Nebraska
18. Washing. & Lee
19. Tulia
20. Tulane

1951

1. Tennessee
2. Michigan State
3. Maryland
4. Illinois
5. Georgia Tech
6. Princeton
7. Stanford
8. Wisconsin
9. Baylor
10. Oklahoma
11. Texas Christian
12. California
13. Virginia
14. San Francisco
15. Kentucky
16. Boston University
17. UCLA
18. Washington St.
19. Holy Cross
20. Clemson

1952

1. Michigan State
2. Georgia Tech
3. Notre Dame
4. Oklahoma
5. Southern Cal
6. UCLA
7. Mississippi
8. Tennessee
9. Alabama
10. Texas
11. Wisconsin
12. Tulia
13. Maryland
14. Syracuse
15. Florida
16. Duke
17. Ohio State
18. Purdue
19. Princeton
20. Kentucky

1953

1. Maryland
2. Notre Dame
3. Michigan State
4. Oklahoma
5. UCLA
6. Rice
7. Illinois
8. Georgia Tech
9. Iowa
10. West Virginia
11. Texas
12. Texas Tech
13. Alabama
14. Army
15. Wisconsin
16. Kentucky
17. Auburn
18. Duke
19. Stanford
20. Michigan

1954

1. Ohio State
2. UCLA
3. Oklahoma
4. Notre Dame
5. Navy
6. Mississippi
7. Army
8. Maryland
9. Wisconsin
10. Arkansas
11. Miami (Fla.)
12. West Virginia
13. Auburn
14. Duke
15. Michigan
16. Virginia Tech
17. Southern Cal
18. Baylor
19. Rice
20. Penn State

1955

1. Oklahoma
2. Michigan State
3. Maryland
4. UCLA
5. Ohio State
6. Texas Christian
7. Georgia Tech
8. Auburn
9. Notre Dame
10. Mississippi
11. Pittsburgh
12. Michigan
13. Southern Cal
14. Miami (Fla.)
15. Miami (Ohio)
16. Stanford
17. Texas A&M
18. Navy
19. West Virginia
20. Army

1956

1. Oklahoma
2. Tennessee
3. Iowa
4. Georgia Tech
5. Texas A&M
6. Miami (Fla.)
7. Michigan
8. Syracuse
9. Michigan State
10. Oregon State
11. Baylor
12. Minnesota
13. Pittsburgh
14. Yale
15. Michigan State
16. Penn State
17. New Mexico St.
18. Florida
19. Syracuse
20. Purdue

1957

1. Auburn
2. Ohio State
3. Michigan State
4. Oklahoma

5. Navy
6. Iowa
7. Mississippi
8. Rice
9. Texas A&M
10. Notre Dame
11. Texas
12. Arizona State
13. Tennessee
14. Mississippi State
15. N. C. State
16. Duke
17. Florida
18. Army
19. Wisconsin
20. Virginia Military

1958

1. Louisiana State
2. Iowa
3. Army
4. Auburn
5. Oklahoma
6. Air Force
7. Wisconsin
8. Ohio State
9. Syracuse
10. Texas Christian
11. Mississippi
12. Clemson
13. Purdue
14. Florida
15. South Carolina
16. California
17. Notre Dame
18. So. Methodist
19. Oklahoma State
20. Rutgers

1959

1. Syracuse
2. Mississippi
3. Louisiana State
4. Texas
5. Georgia
6. Wisconsin
7. Texas Christian
8. Washington
9. Arkansas
10. Alabama
11. Clemson
12. Penn State
13. Illinois
14. Southern Cal
15. Oklahoma
16. Wyoming
17. Notre Dame
18. Missouri
19. Florida
20. Pittsburgh

1960

1. Minnesota
2. Mississippi
3. Iowa
4. Navy
5. Missouri
6. Washington
7. Arkansas
8. Ohio State
9. Alabama
10. Duke
11. Kansas
12. Baylor
13. Auburn
14. Yale
15. Michigan State
16. Penn State
17. New Mexico St.
18. Florida
19. Syracuse
20. Purdue

1961

1. Alabama
2. Ohio State
3. Texas
4. Louisiana State
5. Mississippi
6. Minnesota
7. Colorado
8. Michigan State
9. Arkansas
10. Utah State



11. Missouri
12. Purdue
13. Georgia Tech
14. Syracuse
15. Rutgers
16. UCLA
17. Rice
18. Penn State
19. Arizona
20. Duke

1962**

1. Southern Cal
2. Wisconsin
3. Mississippi
4. Texas
5. Alabama
6. Arkansas
7. Louisiana State
8. Oklahoma
9. Penn State
10. Minnesota

1963**

1. Texas
2. Navy
3. Illinois
4. Pittsburgh
5. Auburn
6. Nebraska
7. Mississippi
8. Alabama
9. Oklahoma
10. Michigan State

1964**

1. Alabama
2. Arkansas
3. Notre Dame
4. Michigan
5. Texas
6. Nebraska
7. Louisiana State
8. Oregon State
9. Ohio State
10. Southern Cal

1965**

1. Alabama
2. Michigan State
3. Arkansas
4. UCLA
5. Nebraska
6. Missouri
7. Tennessee
8. Louisiana State
9. Notre Dame
10. Southern Cal

1966**

1. Notre Dame
2. Michigan State
3. Alabama
4. Georgia
5. UCLA
6. Nebraska
7. Purdue
8. Georgia Tech
9. Miami (Fla.)
10. So. Methodist

1967**

1. Southern Cal
2. Tennessee
3. Oklahoma
4. Indiana
5. Notre Dame
6. Wyoming
7. Oregon State
8. Alabama
9. Purdue
10. Penn State

1968

1. Ohio State
2. Penn State
3. Texas
4. Southern Cal
5. Notre Dame
6. Arkansas
7. Kansas
8. Georgia
9. Missouri
10. Purdue
11. Oklahoma
12. Michigan
13. Tennessee
14. So. Methodist
15. Oregon State
16. Auburn
17. Alabama
18. Houston
19. Louisiana State
20. Ohio

1969

1. Texas
2. Penn State
3. Southern Cal
4. Ohio State
5. Notre Dame
6. Missouri
7. Arkansas
8. Mississippi
9. Michigan
10. Louisiana State
11. Nebraska
12. Houston
13. UCLA
14. Florida
15. Tennessee
16. Colorado
17. West Virginia
18. Purdue
19. Stanford
20. Auburn

1970

1. Nebraska
2. Notre Dame
3. Texas
4. Tennessee
5. Ohio State
6. Arizona State
7. Louisiana State
8. Stanford
9. Michigan
10. Auburn
11. Arkansas
12. Toledo
13. Georgia Tech
14. Dartmouth
15. Southern Cal
16. Air Force
17. Tulane
18. Penn State
19. Houston
20. Oklahoma

1971

1. Nebraska
2. Oklahoma
3. Colorado
4. Alabama
5. Penn State
6. Michigan
7. Georgia
8. Arizona State
9. Tennessee
10. Stanford
11. Louisiana State
12. Auburn
13. Notre Dame
14. Toledo
15. Mississippi
16. Arkansas
17. Houston
18. Texas
19. Washington
20. Southern Cal

1972

1. Southern Cal
2. Oklahoma
3. Texas
4. Nebraska
5. Auburn
6. Michigan
7. Alabama
8. Tennessee
9. Ohio State
10. Penn State
11. Louisiana State
12. North Carolina
13. Arizona State
14. Notre Dame
15. UCLA
16. Colorado
17. North Carolina
18. N. C. State
19. Louisville
20. Washington St.

1973

1. Notre Dame
2. Ohio State
3. Oklahoma
4. Alabama
5. Penn State
6. Michigan
7. Nebraska
8. Southern Cal
9. Arizona State
10. Houston
11. Texas Tech
12. UCLA
13. Louisiana State
14. Texas
15. Miami (Ohio)
16. N. C. State
17. Missouri
18. Kansas
19. Tennessee
20. Maryland

1974

1. Oklahoma
2. Southern Cal
3. Michigan
4. Ohio State
5. Alabama
6. Notre Dame
7. Penn State
8. Auburn
9. Nebraska
10. Miami (Ohio)
11. N. C. State
12. Michigan State
13. Maryland
14. Baylor
15. Florida
16. Texas A&M
17. Mississippi State
18. Texas
19. Houston
20. Tennessee

1975

1. Oklahoma
2. Arizona State
3. Alabama
4. Ohio State
5. UCLA
6. Texas
7. Arkansas
8. Michigan
9. Nebraska
10. Penn State
11. Texas A&M
12. Miami (Ohio)
13. Maryland
14. California
15. Pittsburgh
16. Colorado
17. Southern Cal
18. Arizona
19. Georgia
20. West Virginia

1976

1. Pittsburgh
2. Southern Cal
3. Michigan
4. Houston
5. Oklahoma
6. Ohio State
7. Texas A&M
8. Maryland
9. Nebraska
10. Georgia
11. Alabama
12. Notre Dame
13. Texas Tech
14. Oklahoma State
15. UCLA
16. Colorado
17. Rutgers
18. Kentucky
19. Iowa State
20. Mississippi State

1977

1. Notre Dame
2. Alabama
3. Arkansas
4. Texas
5. Penn State
6. Kentucky
7. Oklahoma
8. Pittsburgh
9. Michigan
10. Washington
11. Ohio State
12. Nebraska
13. Southern Cal
14. Florida State
15. Stanford
16. San Diego State
17. North Carolina
18. Arizona State
19. Clemson
20. Brigham Young

1978

1. Alabama
2. Southern Cal
3. Oklahoma
4. Penn State
5. Michigan
6. Clemson
7. Notre Dame
8. Nebraska
9. Texas
10. Houston
11. Arkansas
12. Michigan State
13. Purdue
14. UCLA
15. Missouri
16. Georgia
17. Stanford
18. N. C. State
19. Texas A&M
20. Maryland

1979

1. Alabama
2. Southern Cal
3. Oklahoma
4. Ohio State
5. Houston
6. FLORIDA STATE
7. Pittsburgh
8. Arkansas
9. Nebraska
10. Purdue
11. Washington
12. Texas
13. Brigham Young
14. Baylor
15. North Carolina
16. Auburn
17. Temple
18. Michigan
19. Indiana
20. Penn State

1980

1. Georgia
2. Pittsburgh
3. Oklahoma
4. Michigan
5. FLORIDA STATE
6. Alabama
7. Nebraska
8. Penn State
9. Notre Dame
10. North Carolina
11. Southern Cal
12. Brigham Young
13. UCLA
14. Baylor
15. Ohio State
16. Washington
17. Purdue
18. Miami (Fla.)
19. Mississippi State
20. So. Methodist

1981

1. Clemson
2. Texas
3. Penn State
4. Pittsburgh
5. So. Methodist
6. Georgia
7. Alabama
8. Miami (Fla.)
9. North Carolina
10. Washington
11. Nebraska
12. Michigan
13. Brigham Young
14. Southern Cal
15. Ohio State
16. Arizona State
17. West Virginia
18. Iowa
19. Missouri
20. Oklahoma

1982

1. Penn State
2. Sou. Methodist
3. Nebraska
4. Georgia
5. UCLA
6. Arizona State
7. Washington
8. Clemson
9. Arkansas
10. Pittsburgh
11. Louisiana State
12. Ohio State
13. FLORIDA STATE
14. Auburn
15. Southern Cal
16. Oklahoma
17. Texas
18. North Carolina
19. West Virginia
20. Maryland

1983

1. Miami (Fla.)
2. Nebraska
3. Auburn
4. Georgia
5. Texas
6. Florida
7. Brigham Young
8. Nebraska
9. Ohio State
10. Illinois
11. Clemson
12. So. Methodist
13. Air Force
14. Iowa
15. Alabama
16. West Virginia
17. UCLA
18. Pittsburgh
19. Boston College
20. East Carolina

1984

1. Brigham Young
2. Washington
3. Florida
4. Nebraska
5. Boston College
6. Oklahoma
7. Oklahoma State
8. So. Methodist
9. UCLA
10. Southern Cal
11. South Carolina
12. Maryland
13. Ohio State
14. Auburn
15. Louisiana State
16. Iowa
17. FLORIDA STATE
18. Miami (Fla.)
19. Kentucky
20. Virginia

1985

1. Oklahoma
2. Michigan
3. Penn State
4. Tennessee
5. Florida
6. Texas A&M
7. UCLA
8. Air Force
9. Miami (Fla.)
10. Iowa
11. Nebraska
12. Arkansas
13. Alabama
14. Ohio State
15. FLORIDA STATE
16. Brigham Young
17. Baylor
18. Maryland
19. Georgia Tech
20. Louisiana State

1986

1. Penn State
2. Miami (Fla.)
3. Oklahoma
4. Arizona State
5. Nebraska
6. Auburn
7. Ohio State
8. Michigan
9. Alabama
10. Louisiana State
11. Arizona
12. Baylor
13. Texas A&M
14. UCLA
15. Ohio State
16. Iowa
17. Clemson
18. Washington
19. Boston College
20. Virginia Tech

1987

1. Miami (Fla.)
2. FLORIDA STATE
3. Oklahoma
4. Syracuse
5. Louisiana State
6. Nebraska
7. Auburn
8. Michigan State
9. UCLA
10. Texas A&M
11. Oklahoma State
12. Clemson
13. Georgia
14. Tennessee
15. South Carolina
16. Iowa
17. Notre Dame
18. Southern Cal
19. Michigan
20. Arizona State

1988

1. Notre Dame
2. Miami (Fla.)
3. FLORIDA STATE
4. Michigan
5. West Virginia
6. UCLA
7. Southern Cal
8. Auburn
9. Clemson
10. Nebraska
11. Oklahoma State
12. Arkansas
13. Syracuse
14. Oklahoma
15. Georgia
16. Washington St.
17. Alabama
18. Houston
19. Louisiana State
20. Indiana

1989

1. Miami (Fla.)
2. Notre Dame
3. FLORIDA STATE
4. Colorado
5. Tennessee
6. Auburn
7. Michigan
8. Southern Cal
9. Alabama
10. Illinois
11. Nebraska
12. Clemson
13. Arkansas
14. Houston
15. Penn State
16. Michigan State
17. Pittsburgh
18. Virginia
19. Texas Tech
20. Texas A&M
21. West Virginia
22. Brigham Young
23. Washington
24. Ohio State
25. Arizona

1990

1. Colorado
2. Georgia Tech
3. Miami (Fla.)
4. FLORIDA STATE
5. Washington
6. Notre Dame
7. Michigan
8. Tennessee
9. Clemson
10. Houston
11. Penn State
12. Texas
13. Florida
14. Louisville
15. Texas A&M
16. Michigan State
17. Oklahoma
18. Iowa
19. Auburn
20. Southern Cal
21. Mississippi
22. Brigham Young
23. Virginia
24. Nebraska
25. Illinois

1991

1. Miami (Fla.)
2. Washington
3. Penn State
4. FLORIDA STATE
5. Alabama
6. Michigan
7. Florida
8. California
9. East Carolina
10. Iowa
11. Syracuse
12. Texas A&M
13. Notre Dame
14. Tennessee
15. Nebraska
16. Oklahoma
17. Georgia
18. Clemson
19. UCLA
20. Colorado
21. Tulsa
22. Stanford
23. Brigham Young
24. N. C. State
25. Air Force

1992

1. Alabama
2. FLORIDA STATE
3. Miami (Fla.)
4. Notre Dame
5. Michigan
6. Syracuse
7. Texas A&M
8. Georgia
9. Stanford
10. Florida
11. Washington
12. Tennessee
13. Colorado
14. Nebraska
15. Washington St.
16. Mississippi
17. N. C. State
18. Ohio State
19. North Carolina
20. Hawaii
21. Boston College
22. Kansas
23. Mississippi State
24. Fresno State
25. Wake Forest

1993 & 1999 NATIONAL CHAMPIONS



COLLEGE FOOTBALL



64 Bilezikoff First Consensus All-American

'76 Bowden Era Begins

1993

1. FLORIDA STATE
2. Notre Dame
3. Nebraska
4. Auburn
5. Florida
6. Wisconsin
7. West Virginia
8. Penn State
9. Texas A&M
10. Arizona
11. Ohio State
12. Tennessee
13. Boston College
14. Alabama
15. Miami (Fla.)
16. Colorado
17. Oklahoma
18. UCLA
19. North Carolina
20. Kansas State
21. Michigan
22. Virginia Tech
23. Clemson
24. Louisville
25. California

1994

1. Nebraska
2. Penn State
3. Colorado
4. FLORIDA STATE
5. Alabama
6. Miami (Fla.)
7. Florida
8. Texas A&M
9. Auburn
10. Utah
11. Oregon
12. Michigan
13. Southern Cal
14. Ohio State
15. Virginia
16. Colorado State
17. N.C. State
18. Brigham Young
19. Kansas State

20. Arizona
21. Washington St.
22. Tennessee
23. Boston College
24. Mississippi St.
25. Texas

1995

1. Nebraska
2. Florida
3. Tennessee
4. FLORIDA STATE
5. Colorado
6. Ohio State
7. Kansas State
8. Northwestern
9. Kansas
10. Virginia Tech
11. Notre Dame
12. Southern Cal
13. Penn State
14. Texas
15. Texas A&M
16. Virginia
17. Michigan
18. Oregon
19. Syracuse
20. Miami
21. Alabama
22. Auburn
23. Texas Tech
24. Toledo
25. Iowa

1996

1. Florida
2. Ohio State
3. FLORIDA STATE
4. Arizona State
5. Brigham Young
6. Nebraska
7. Penn State
8. Colorado
9. Tennessee
10. North Carolina
11. Alabama
12. Louisiana State

13. Virginia Tech
14. Miami (Fla.)
15. Northwestern
16. Washington
17. Kansas State
18. Iowa
19. Notre Dame
20. Michigan
21. Syracuse
22. Wyoming
23. Texas
24. Auburn
25. Army

1997

1. Michigan
2. Nebraska
3. FLORIDA STATE
4. Florida
5. UCLA
6. North Carolina
7. Tennessee
8. Kansas State
9. Washington State
10. Georgia
11. Auburn
12. Ohio State
13. LSU
14. Arizona State
15. Purdue
16. Penn State
17. Colorado State
18. Washington
19. Southern Miss
20. Texas A&M
21. Syracuse
22. Mississippi
23. Missouri
24. Oklahoma State
25. Georgia Tech

1998

1. Tennessee
2. Ohio State
3. FLORIDA STATE
4. Arizona
5. Florida

6. Wisconsin
7. Tulane
8. UCLA
9. Georgia Tech
10. Kansas State
11. Texas A&M
12. Michigan
13. Air Force
14. Georgia
15. Texas
16. Arkansas
17. Penn State
18. Virginia
19. Nebraska
20. Miami (Fla.)
21. Missouri
22. Notre Dame
23. Virginia Tech
24. Purdue
25. Syracuse

1999

1. FLORIDA STATE
2. Virginia Tech
3. Nebraska
4. Wisconsin
5. Michigan
6. Kansas State
7. Michigan State
8. Alabama
9. Tennessee
10. Marshall
11. Penn State
12. Florida
13. Mississippi State
14. Southern Miss
15. Miami (Fla.)
16. Georgia
17. Arkansas
18. Minnesota
19. Oregon
20. Georgia Tech
21. Texas
22. Mississippi
23. Texas A&M
24. Illinois
25. Purdue

2000

1. Oklahoma
2. Miami (Fla.)
3. Washington
4. Oregon State
5. FLORIDA STATE
6. Virginia Tech
7. Oregon
8. Nebraska
9. Kansas State
10. Florida
11. Michigan
12. Texas
13. Purdue
14. Colorado State
15. Notre Dame
16. Clemson
17. Georgia Tech
18. Auburn
19. South Carolina
20. Georgia
21. Texas Christian
22. Louisiana State
23. Wisconsin
24. Mississippi State
25. Iowa State

2001

1. Miami (Fla.)
2. Oregon
3. Florida
4. Tennessee
5. Texas
6. Oklahoma
7. LSU
8. Nebraska
9. Colorado
10. Washington State
11. Maryland
12. Illinois
13. South Carolina
14. Syracuse
15. FLORIDA STATE
16. Stanford
17. Louisville
18. Virginia Tech

19. Washington
20. Michigan
21. Boston College
22. Georgia
23. Toledo
24. Georgia Tech
25. BYU

2002

1. Ohio State
2. Miami
3. Georgia
4. USC
5. Oklahoma
6. Texas
7. Kansas State
8. Iowa
9. Michigan
10. Washington State
11. Alabama
12. NC State
13. Maryland
14. Auburn
15. Boise State
16. Penn State
17. Notre Dame
18. Virginia Tech
19. Pittsburgh
20. Colorado
21. FLORIDA STATE
22. Virginia
23. TCU
24. Marshall
25. West Virginia

"On January 6, 1948, in a special postseason poll after the Rose Bowl, the Associated Press voted Michigan No. 1 and Notre Dame No. 2. However, the postseason poll did not supersede the final regular-season poll of December 6, 1947."

***Only 10 ranked.*

UPI Coaches Final Polls Since 1950

1950

1. Oklahoma
2. Texas
3. Tennessee
4. California
5. Army
6. Michigan
7. Kentucky
8. Princeton
9. Michigan State
10. Ohio State
11. Illinois
12. Clemson
13. Miami (Fla.)
14. Wyoming
15. Washington
16. Baylor
17. Alabama
18. Wash. & Lee
19. Navy
20. Nebraska
21. Wisconsin
22. Cornell

1951

1. Tennessee
2. Michigan State
3. Virginia
4. Georgia Tech
5. Princeton
6. Stanford
7. Wisconsin
8. Baylor
9. Texas Christian
10. Oklahoma
11. California
12. Notre Dame
13. San Francisco
14. Purdue
15. Washington St.
16. Holy Cross
17. Kentucky
18. Kansas

1952

1. Michigan State
2. Georgia Tech
3. Notre Dame
4. Oklahoma
5. Southern Cal
6. UCLA
7. Mississippi
8. Tennessee
9. Alabama
10. Wisconsin
11. Texas
12. Purdue
13. Maryland
14. Princeton
15. Ohio State
16. Pittsburgh
17. Navy
18. Duke
19. Houston
20. Kentucky

1953

1. Maryland
2. Notre Dame
3. Michigan State
4. UCLA
5. Oklahoma
6. Rice
7. Illinois
8. Texas
9. Georgia Tech
10. Iowa
11. Alabama
12. Texas Tech
13. West Virginia
14. Wisconsin
15. Kentucky
16. Army
17. Stanford
18. Duke
19. Michigan
20. Ohio State

1954

1. UCLA
2. Ohio State
3. Oklahoma
4. Notre Dame
5. Navy
6. Mississippi
7. Army
8. Arkansas
9. Miami (Fla.)
10. Wisconsin
11. Southern Cal
12. Georgia Tech
13. Duke
14. Princeton
15. Michigan
16. Penn State
17. So. Methodist
18. Denver
19. Rice
20. Minnesota

1955

1. Oklahoma
2. Michigan State
3. Maryland
4. UCLA
5. Ohio State
6. Texas Christian
7. Georgia Tech
8. Auburn
9. Mississippi
10. Notre Dame
11. Pittsburgh
12. Southern Cal
13. Michigan
14. Texas A&M
15. Army
16. Duke
17. West Virginia
18. Miami (Fla.)
19. Iowa
20. Navy
21. Stanford
22. Miami (Ohio)

1956

1. Oklahoma
2. Tennessee
3. Iowa
4. Georgia Tech
5. Texas A&M
6. Miami (Fla.)
7. Michigan
8. Syracuse
9. Minnesota
10. Michigan State
11. Baylor
12. Pittsburgh
13. Oregon State
14. Texas Christian
15. Southern Cal
16. Wyoming
17. Yale
18. Colorado
19. Navy
20. Duke

1957

1. Ohio State
2. Auburn
3. Michigan State
4. Oklahoma
5. Iowa
6. Navy
7. Georgia
8. Mississippi
9. Notre Dame
10. Texas A&M
11. Texas
12. Arizona State
13. Army
14. Duke
15. Wisconsin
16. Tennessee
17. Oregon
18. Clemson
19. UCLA
20. N. C. State

1958

1. Louisiana State
2. Iowa
3. Army
4. Auburn
5. Oklahoma
6. Wisconsin
7. Ohio State
8. Air Force
9. Texas Christian
10. Syracuse
11. Purdue
12. Mississippi
13. Clemson
14. Notre Dame
15. Florida
16. California
17. Northwestern
18. So. Methodist

1959

1. Syracuse
2. Mississippi
3. Louisiana State
4. Texas
5. Georgia
6. Wisconsin
7. Washington
8. Texas Christian
9. Arkansas
10. Penn State
11. Illinois
12. Southern Cal
13. Alabama
14. Penn State
15. Oklahoma
16. Northwestern
17. Michigan State
18. Wyoming
19. Auburn
20. Missouri

1961

1. Alabama
2. Ohio State
3. Louisiana State
4. Texas
5. Mississippi
6. Minnesota
7. Colorado
8. Arkansas
9. Michigan State
10. Utah State
11. Purdue
12. Missouri
13. Georgia Tech
14. Duke
15. Kansas
16. Syracuse
17. Wyoming
18. Wisconsin
19. Miami (Fla.)
20. Penn State

1962

1. Southern Cal
2. Wisconsin
3. Mississippi



4. Texas
5. Alabama
6. Arkansas
7. Oklahoma
8. Louisiana
9. Penn State
10. Minnesota
11. Georgia Tech
12. Missouri
13. Ohio State
14. Duke
15. Washington
16. Northwestern
17. Oregon State
18. Arizona
19. Illinois
20. Miami (Fla.)

1963

1. Texas
2. Navy
3. Pittsburgh
4. Illinois
5. Nebraska
6. Auburn
7. Mississippi
8. Oklahoma
9. Alabama
10. Michigan State
11. Mississippi State
12. Syracuse
13. Arizona State
14. Memphis State
15. Washington
16. Penn State
17. Southern Cal
18. Missouri
19. North Carolina
20. Baylor

1964

1. Alabama
2. Arkansas
3. Notre Dame
4. Michigan
5. Texas
6. Nebraska
7. Louisiana State
8. Oregon State
9. Ohio State
10. Southern Cal
11. **FLORIDA STATE**
12. Syracuse
13. Princeton
14. Penn State
15. Utah
16. Illinois
17. New Mexico
18. Tulsa
19. Missouri
20. Mississippi
- Michigan State

1965

1. Michigan State
2. Arkansas
3. Nebraska
4. Alabama
5. UCLA
6. Missouri
7. Tennessee
8. Notre Dame
9. Southern Cal
10. Texas Tech
11. Ohio State
12. Florida
13. Purdue
14. Louisiana State
15. Georgia
16. Tulsa
17. Mississippi
18. Kentucky
19. Syracuse
20. Colorado

1966

1. Notre Dame
2. Michigan State
3. Alabama
4. Georgia
5. UCLA
6. Purdue
7. Nebraska
8. Georgia Tech
9. So. Methodist
10. Miami (Fla.)
11. Florida
12. Mississippi
13. Arkansas
14. Tennessee
15. Wyoming
16. Syracuse
17. Houston
18. Southern Cal
19. Oregon State
20. Virginia Tech

1967

1. Southern Cal
2. Tennessee

3. Oklahoma
4. Notre Dame
5. Wyoming
6. Indiana
7. Alabama
8. Oregon State
9. Purdue
10. UCLA
11. Penn State
12. Syracuse
13. Colorado
14. Minnesota
15. **FLORIDA STATE**
16. Miami (Fla.)
17. N. C. State
18. Georgia
19. Houston
20. Arizona State

1968

1. Ohio State
2. Southern Cal
3. Penn State
4. Georgia
5. Texas
6. Kansas
7. Tennessee
8. Notre Dame
9. Arkansas
10. Oklahoma
11. Purdue
12. Alabama
13. Oregon State
14. **FLORIDA STATE**
15. Michigan
16. So. Methodist
17. Missouri
18. Ohio
19. Minnesota
20. Houston
- Stanford

1969

1. Texas
2. Penn State
3. Arkansas
4. Michigan
5. Texas
6. Nebraska
7. Louisiana State
8. Oregon State
9. Ohio State
10. Southern Cal
11. **FLORIDA STATE**
12. Syracuse
13. Princeton
14. Penn State
15. Utah
16. Illinois
17. New Mexico
18. Tulsa
19. Missouri
20. Mississippi
- Michigan State

1970

1. Texas
2. Ohio State
3. Nebraska
4. Tennessee
5. Notre Dame
6. Louisiana State
7. Michigan
8. Arizona State
9. Auburn
10. Stanford
11. Air Force
12. Arkansas
13. Houston
14. Pittsburgh
15. Dartmouth
16. Oklahoma
17. Colorado
18. Georgia Tech
19. Penn State
20. Southern Cal

1971

1. Nebraska
2. Alabama
3. Oklahoma
4. Michigan
5. Auburn
6. Arizona State
7. Colorado
8. Georgia
9. Tennessee
10. Louisiana State
11. Penn State
12. Texas
13. Toledo
14. Houston
15. Notre Dame
16. Stanford
17. Iowa State
18. North Carolina
19. **FLORIDA STATE**
20. Arkansas
- Mississippi

1972

1. Southern Cal
2. Oklahoma
3. Ohio State
4. Alabama
5. Texas
6. Michigan
7. Auburn
8. Penn State
9. Nebraska
10. Louisiana State
11. Tennessee
12. Notre Dame
13. Arizona State
14. Colorado
15. North Carolina
16. Louisville
17. UCLA
18. Washington St.
19. Utah State
20. San Diego State

1973

1. Alabama
2. Oklahoma
3. Ohio State
4. Notre Dame
5. Penn State
6. Michigan
7. Southern Cal
8. Texas
9. UCLA
10. Arizona State
11. Nebraska
12. Texas Tech
13. Houston
14. Louisiana State
15. Kansas
16. Stanford
17. Miami (Ohio)
18. Maryland
19. San Diego State
- Florida

1974*

1. Southern Cal
2. Alabama
3. Ohio State
4. Notre Dame
5. Michigan
6. Auburn
7. Penn State
8. Nebraska
9. N. C. State
10. Miami (Ohio)
11. Houston
12. Florida
13. Maryland
14. Baylor
15. Texas A&M
16. Tennessee
17. Mississippi State
18. Michigan State
19. Tulsa

1975

1. Oklahoma
2. Arizona State
3. Alabama
4. Ohio State
5. UCLA
6. Arkansas
7. Texas
8. Michigan
9. Nebraska
10. Penn State
11. Maryland
12. Texas A&M
13. Arizona
14. California
15. Miami (Ohio)
16. Notre Dame
17. West Virginia
18. Georgia
19. Southern Cal

1976

1. Pittsburgh
2. Southern Cal
3. Michigan
4. Houston
5. Ohio State
6. Oklahoma
7. Nebraska
8. Texas A&M
9. Alabama
10. Georgia
11. Maryland
12. Notre Dame
13. Texas Tech
14. Oklahoma State
15. UCLA
16. Colorado
17. Rutgers
18. Iowa State
19. Baylor
20. Kentucky

1977

1. Notre Dame
2. Alabama
3. Arkansas
4. Penn State
5. Texas
6. Oklahoma
7. Pittsburgh
8. Michigan
9. Washington
10. Nebraska
11. **FLORIDA STATE**
12. Ohio State
13. Southern Cal
14. North Carolina
15. Stanford
16. North Texas St.
17. Brigham Young
18. Arizona State
19. San Diego State
- N. C. State

1978

1. Southern Cal
2. Alabama
3. Oklahoma
4. Penn State
5. Michigan
6. Notre Dame
7. Clemson
8. Nebraska
9. Texas
10. Arkansas
11. Houston
12. UCLA
13. Purdue
14. Missouri
15. Georgia
16. Stanford
17. Navy
18. Texas A&M
19. Arizona State
- N. C. State

1979

1. Alabama
2. Southern Cal
3. Oklahoma
4. Ohio State
5. Houston
6. Pittsburgh
7. Nebraska
8. **FLORIDA STATE**
9. Arkansas
10. Purdue
11. Washington
12. Brigham Young
13. Texas
14. North Carolina
15. Baylor
16. Indiana
17. Temple
18. Penn State
19. Michigan
20. Missouri

1980

1. Georgia
2. Pittsburgh
3. Oklahoma
4. Michigan
5. **FLORIDA STATE**
6. Alabama
7. Nebraska
8. Penn State
9. North Carolina
10. Notre Dame
11. Brigham Young
12. Southern Cal
13. Baylor
14. UCLA
15. Ohio State
16. Purdue
17. Washington
18. Miami (Fla.)
19. Florida
20. So. Methodist

1981

1. Clemson
2. Pittsburgh
3. Penn State
4. Texas
5. Georgia
6. Alabama
7. Washington
8. North Carolina
9. Nebraska
10. Michigan
11. Brigham Young
12. Ohio State
13. Southern Cal
14. Oklahoma
15. Iowa
16. Arkansas
17. Mississippi State
18. West Virginia
19. So. Mississippi
20. Missouri

1982

1. Penn State
2. So. Methodist
3. Nebraska
4. Georgia
5. UCLA
6. Arizona State
7. Washington
8. Arkansas
9. Pittsburgh
10. **FLORIDA STATE**
11. Louisiana State
12. Ohio State
13. North Carolina
14. Auburn
15. Michigan
16. Oklahoma
17. Alabama
18. Texas
19. West Virginia
20. Maryland

1983

1. Miami (Fla.)
2. Nebraska
3. Auburn
4. Georgia
5. Texas
6. Florida
7. Brigham Young
8. Ohio State
9. Michigan
10. Illinois
11. So. Methodist
12. Alabama
13. UCLA
14. Iowa
15. Air Force
16. West Virginia
17. Penn State
18. Oklahoma State
19. Pittsburgh
20. Boston College

1984

1. Brigham Young
2. Washington
3. Nebraska
4. Boston College
5. Oklahoma State
6. Oklahoma
7. Florida
8. So. Methodist
9. Southern Cal
10. UCLA
11. Maryland
12. Ohio State
13. South Carolina
14. Auburn
15. Iowa
16. Louisiana State
17. Virginia
18. West Virginia
19. Kentucky
20. **FLORIDA STATE**

1985

1. Oklahoma
2. Michigan
3. Penn State
4. Tennessee
5. Air Force
6. UCLA
7. Texas A&M
8. Miami (Fla.)
9. Iowa
10. Nebraska
11. Ohio State
12. Arkansas
13. **FLORIDA STATE**
14. Alabama
15. Baylor
16. Fresno State
17. Brigham Young
18. Georgia Tech
19. Maryland
20. Louisiana State

1986

1. Penn State
2. Miami (Fla.)
3. Oklahoma
4. Nebraska
5. Arizona State
6. Alabama
7. Michigan
8. Auburn
9. Alabama
10. Arizona
11. Louisiana State
12. Texas A&M
13. Baylor
14. UCLA
15. Iowa
16. Arkansas
17. Washington
18. Boston College
19. Clemson
20. **FLORIDA STATE**

1987

1. Miami (Fla.)
2. **FLORIDA STATE**
3. Oklahoma
4. Syracuse
5. Louisiana State
6. Nebraska
7. Auburn
8. Michigan State
9. Texas A&M
10. Clemson
11. UCLA
12. Oklahoma State
13. Tennessee
14. Georgia
15. South Carolina
16. Iowa
17. Southern Cal
18. Michigan
19. Texas
20. Indiana

1988

1. Notre Dame
2. Miami (Fla.)
3. **FLORIDA STATE**
4. Michigan
5. West Virginia
6. UCLA
7. Auburn
8. Clemson
9. Southern Cal
10. Nebraska
11. Oklahoma State
12. Syracuse
13. Arkansas
14. Oklahoma
15. Georgia
16. Washington St.
17. N. C. State
18. Alabama
19. Indiana
20. Wyoming

1989

1. Miami (Fla.)
2. **FLORIDA STATE**
3. Notre Dame
4. Colorado
5. Tennessee
6. Auburn
7. Alabama
8. Michigan
9. Southern Cal
10. Illinois
11. Clemson
12. Nebraska
13. Arkansas
14. Penn State
15. Virginia
16. Texas Tech
17. Michigan State
18. Brigham Young
19. Pittsburgh
20. Washington

1990

1. Georgia Tech
2. Colorado
3. Miami (Fla.)
4. **FLORIDA STATE**
5. Washington
6. Notre Dame
7. Tennessee
8. Michigan
9. Clemson
10. Penn State
11. Texas
12. Louisville
13. Texas A&M
14. Michigan State
15. Virginia
16. Iowa
17. Brigham Young
18. Nebraska
19. Auburn
20. San Jose State
21. Syracuse
22. Southern Cal
23. Mississippi
24. Illinois
25. Virginia Tech

*Beginning in 1974, by agreement with the American Football Coaches Association, teams on probation by the NCAA were ineligible for voting and national championship consideration by the UPI Board of Coaches.



1993 & 1999 NATIONAL CHAMPIONS

COLLEGE FOOTBALL



'64 Biletnikoff First Consensus All-American

'76 Bowden Era Begins

ESPN/USA Today Final Polls Since 1991

- 1991**
1. Washington
 2. Miami (Fla.)
 3. Penn State
 4. **FLORIDA STATE**
 5. Alabama
 6. Michigan
 7. California
 8. Florida
 9. East Carolina
 10. Iowa
 11. Syracuse
 12. Notre Dame
 13. Texas A&M
 14. Oklahoma
 15. Tennessee
 16. Nebraska
 17. Clemson
 18. UCLA
 19. Georgia
 20. Colorado
 21. Tulsa
 22. Stanford
 23. Brigham Young
 24. Air Force
 25. N. C. State

- 1992**
1. Alabama
 2. **FLORIDA STATE**
 3. Miami (Fla.)
 4. Notre Dame
 5. Michigan
 6. Texas A&M
 7. Syracuse
 8. Georgia
 9. Stanford
 10. Washington
 11. Florida
 12. Tennessee
 13. Colorado
 14. Nebraska
 15. N. C. State
 16. Mississippi
 17. Washington St.
 18. Ohio State
 19. Hawaii
 20. North Carolina
 21. Boston College
 22. Fresno State
 23. Kansas
 24. Mississippi State
 25. Penn State

- 1993**
1. **FLORIDA STATE**
 2. Notre Dame
 3. Nebraska
 4. Florida
 5. Wisconsin
 6. West Virginia
 7. Penn State
 8. Texas A&M
 9. Arizona
 10. Ohio State
 11. Tennessee
 12. Boston College
 13. Alabama
 14. Oklahoma
 15. Miami (Fla.)
 16. Colorado
 17. UCLA
 18. Kansas State
 19. Michigan
 20. Virginia Tech
 21. North Carolina
 22. Clemson
 23. Louisiana
 24. California
 25. Southern Cal

- 1994**
1. Nebraska
 2. Penn State
 3. Colorado
 4. Alabama
 5. **FLORIDA STATE**
 6. Miami (Fla.)
 7. Florida
 8. Utah
 9. Ohio State
 10. Brigham Young
 11. Oregon
 12. Michigan
 13. Virginia
 14. Colorado State
 15. Southern Cal
 16. Kansas State
 17. N.C. State
 18. Texas A&M
 19. Tennessee
 20. Arizona
 21. North Carolina
 22. Boston College
 23. Texas
 24. Virginia Tech
 25. Mississippi State


- 1995**
1. Nebraska
 2. Tennessee
 3. Florida
 4. Colorado
 5. **FLORIDA STATE**
 6. Kansas State
 7. Northwestern
 8. Ohio State
 9. Virginia Tech
 10. Kansas
 11. Southern Cal
 12. Penn State
 13. Notre Dame
 14. Texas
 15. Texas A&M
 16. Syracuse
 17. Virginia
 18. Oregon
 19. Michigan
 20. Texas Tech
 21. Auburn
 22. Iowa
 23. East Carolina
 24. Toledo
 25. Louisiana State

- 1996**
1. Florida
 2. Ohio State
 3. **FLORIDA STATE**
 4. Arizona State
 5. Brigham Young
 6. Nebraska
 7. Penn State
 8. Colorado
 9. Tennessee
 10. North Carolina
 11. Alabama
 12. Virginia Tech
 13. Louisiana State
 14. Miami (Fla.)
 15. Washington
 16. Northwestern
 17. Kansas State
 18. Iowa
 19. Syracuse
 20. Michigan
 21. Notre Dame
 22. Wyoming
 23. Texas
 24. Army
 25. Auburn

- 1997**
1. Nebraska
 2. Michigan
 3. **FLORIDA STATE**
 4. North Carolina
 5. UCLA
 6. Florida
 7. Kansas State
 8. Tennessee
 9. Washington State
 10. Georgia
 11. Auburn
 12. Ohio State
 13. LSU
 14. Arizona State
 15. Purdue
 16. Colorado State
 17. Penn State
 18. Washington
 19. Southern Mississippi
 20. Syracuse
 21. Texas A&M
 22. Ole Miss
 23. Missouri
 24. Oklahoma State
 25. Air Force

- 1998**
1. Tennessee
 2. Ohio State
 3. **FLORIDA STATE**
 4. Arizona
 5. Wisconsin
 6. Florida
 7. Tulane
 8. UCLA
 9. Kansas State
 10. Air Force
 11. Georgia Tech
 12. Michigan
 13. Texas A&M
 14. Georgia
 15. Penn State
 16. Texas
 17. Arkansas
 18. Virginia
 19. Virginia Tech
 20. Nebraska
 21. Miami
 22. Notre Dame
 23. Purdue
 24. Syracuse
 25. Missouri

- 1999**
1. **FLORIDA STATE**
 2. Nebraska
 3. Virginia Tech
 4. Wisconsin
 5. Michigan
 6. Kansas State
 7. Michigan State
 8. Alabama
 9. Tennessee
 10. Marshall
 11. Penn State
 12. Mississippi State
 13. Southern Miss
 14. Florida
 15. Miami (Fla.)
 16. Georgia
 17. Minnesota
 18. Oregon
 19. Arkansas
 20. Texas A&M
 21. Georgia Tech
 22. Mississippi
 23. Texas
 24. Stanford
 25. Illinois



- 2000**
1. Oklahoma
 2. Miami (Fla.)
 3. Washington
 4. **FLORIDA STATE**
 5. Oregon State
 6. Virginia Tech
 7. Nebraska
 8. Kansas State
 9. Oregon
 10. Michigan
 11. Florida
 12. Texas

- 2001**
1. Miami (Fla.)
 2. Oregon
 3. Florida
 4. Tennessee
 5. Texas
 6. Oklahoma
 7. Nebraska
 8. LSU
 9. Colorado
 10. Maryland
 11. Washington State
 12. Illinois
 13. South Carolina
 14. Syracuse
 15. **FLORIDA STATE**
 16. Louisville
 17. Stanford
 18. Virginia Tech
 19. Washington

- 2002**
1. Ohio State
 2. Miami
 3. Georgia
 4. USC
 5. Oklahoma
 6. Kansas St.
 7. Texas
 8. Iowa
 9. Michigan
 10. Washington State
 11. NC State
 12. Boise State
 13. Maryland
 14. Virginia Tech
 15. Penn State
 16. Auburn
 17. Notre Dame
 18. Pittsburgh
 19. Marshall
 20. West Virginia
 21. Colorado
 22. TCU
 23. **FLORIDA STATE**
 24. Florida
 25. Virginia

- 2003**
1. Purdue
 2. Clemson
 3. Colorado State
 4. Notre Dame
 5. Georgia
 6. Texas Christian
 7. Georgia Tech
 8. Auburn
 9. South Carolina
 10. Mississippi State
 11. Alabama
 12. Virginia Tech
 13. Louisiana State
 14. Miami (Fla.)
 15. Washington
 16. Northwestern
 17. Kansas State
 18. Iowa
 19. Syracuse
 20. Michigan
 21. Notre Dame
 22. Wyoming
 23. Texas
 24. Army
 25. Auburn

- 2004**
1. Nebraska
 2. Michigan
 3. Florida
 4. Tennessee
 5. Texas
 6. Oklahoma
 7. Nebraska
 8. LSU
 9. Colorado
 10. Maryland
 11. Washington State
 12. Illinois
 13. South Carolina
 14. Syracuse
 15. **FLORIDA STATE**
 16. Louisville
 17. Stanford
 18. Virginia Tech
 19. Washington

- 2005**
1. Miami (Fla.)
 2. Oregon
 3. Florida
 4. Tennessee
 5. Texas
 6. Oklahoma
 7. Nebraska
 8. LSU
 9. Colorado
 10. Maryland
 11. Washington State
 12. Illinois
 13. South Carolina
 14. Syracuse
 15. **FLORIDA STATE**
 16. Louisville
 17. Stanford
 18. Virginia Tech
 19. Washington



Sod Cemetery History

YEAR	OPPONENT	SCORE	SITE	YEAR	OPPONENT	SCORE	SITE
1962	Georgia	18- 0	Sanford Stadium		Ohio State	34-17	Ohio Stadium
	Georgia Tech	14-14	Grant Field	1983	West Virginia	31-12	Gator Bowl
	Auburn	14-14	Cliff Hare Stadium		Arizona State	29-26	Sun Devil Stadium
1963	Miami	24- 0	Orange Bowl		Louisiana State	40-35	Tiger Stadium
1964	Georgia	17-14	Sanford Stadium	1984	North Carolina	28- 3	Atlanta Fulton Cty Stadium
	Texas Christian	10- 0	Amon G. Carter Stadium		Miami	38- 3	Orange Bowl
	Miami	14- 0	Orange Bowl		Arizona State	52-44	Sun Devil Stadium
1965	Oklahoma	36-19	Gator Bowl	1985	Georgia	17-17	Citrus Bowl
1966	Miami	23-20	Orange Bowl		Nebraska	17-13	Memorial Stadium
	Texas Tech	42-33	Jones Stadium	1986	Oklahoma State	34-23	Gator Bowl
	South Carolina	32-10	Gator Bowl	1987	Indiana	27-13	Legion Field
1967	Alabama	37-37	Denny Stadium		Michigan State	31- 3	Spartan Stadium
	Memphis State	27- 7	Memphis Memorial Stadium		Auburn	34- 6	Jordan-Hare Stadium
	Texas A&M	19-18	Kyle Field		Florida	28-13	Florida Field
	Florida	21-16	Florida Field	1988	Nebraska	31-28	Sun Devil Stadium
	Penn State	17-17	Beaver Stadium		Clemson	24-21	Clemson Memorial Stadium
1968	N.C. State	48- 7	Carter Stadium	1989	Auburn	13- 7	Louisiana Superdome
	South Carolina	35-28	Carolina Stadium		Florida	24-17	Ben Hill Griffin Stadium at Florida Field
	Houston	40-20	Jeppesen Stadium		Nebraska	41-17	Sun Devil Stadium
1969	Miami	19-14	Orange Bowl	1990	Penn State	24-17	Joe Robbie Stadium
	Virginia Tech	10-10	Lane Stadium	1991	Michigan	51-31	Michigan Stadium
1970	South Carolina	21-13	Carolina Stadium		Texas A&M	10- 2	Cotton Bowl
	Miami	27- 3	Orange Bowl	1992	Clemson	24-20	Clemson Memorial Stadium
1976	Boston College	28- 9	Alumni Stadium		Georgia Tech	29-24	Bobby Dodd Stadium/Grant Field
	North Texas State	21-20	Fouts Field		Nebraska	27-14	Orange Bowl
1977	Oklahoma State	25-17	Lewis Field	1993	Florida	33-21	Ben Hill Griffin Stadium at Florida Field
	Florida	34- 9	Florida Field		Nebraska	18-16	Orange Bowl
	Texas Tech	40-17	Tangerine Bowl	1994	Notre Dame	23-16	Citrus Bowl
1978	Syracuse	28- 0	Archbold Stadium		Florida	23-17	Louisiana Superdome
1979	Arizona State	31- 3	Sun Devil Stadium	1995	Notre Dame	31-26	Orange Bowl
	Louisiana State	24-19	Tiger Stadium	1997	North Carolina	20- 3	Kenan Stadium
	Florida	27-16	Florida Field		Ohio State	31-14	Sugar Bowl
1980	Louisiana State	16- 0	Tiger Stadium	1999	Florida	30-23	Ben Hill Griffin Stadium at Florida Field
	Nebraska	18-14	Memorial Stadium		Virginia Tech	46-29	Sugar Bowl
1981	Ohio State	36-27	Ohio Stadium	2001	Virginia Tech	30-17	Gator Bowl
	Notre Dame	19-13	Notre Dame Stadium				
1982	Miami	24- 7	Orange Bowl				



THE SOD CEMETERY

In 1962, the team captains of the Seminole football team returned to Tallahassee with a piece of sod from Sanford Stadium as a trophy from the team's 18-0 victory over the University of Georgia. The turf was presented to Dean Coyle E. Moore, who founded the continuing tradition of the sod game.

The sod cemetery began when that first piece of sod was buried in the corner of the Florida State practice field and a monument was placed to commemorate the road victory.

In the early years, FSU only snipped grass when it won by upset on the road. But as the Seminoles became more successful, the criteria changed. Sod games still represent road games that the Tribe wins when they are significant underdogs, however, all bowl games are now considered sod games as well as landmark road wins no matter who is favored.

Each piece of sod is buried in the cemetery next to the practice field and a tombstone is placed above it with the score and date of the game.

1993 & 1999 NATIONAL CHAMPIONS