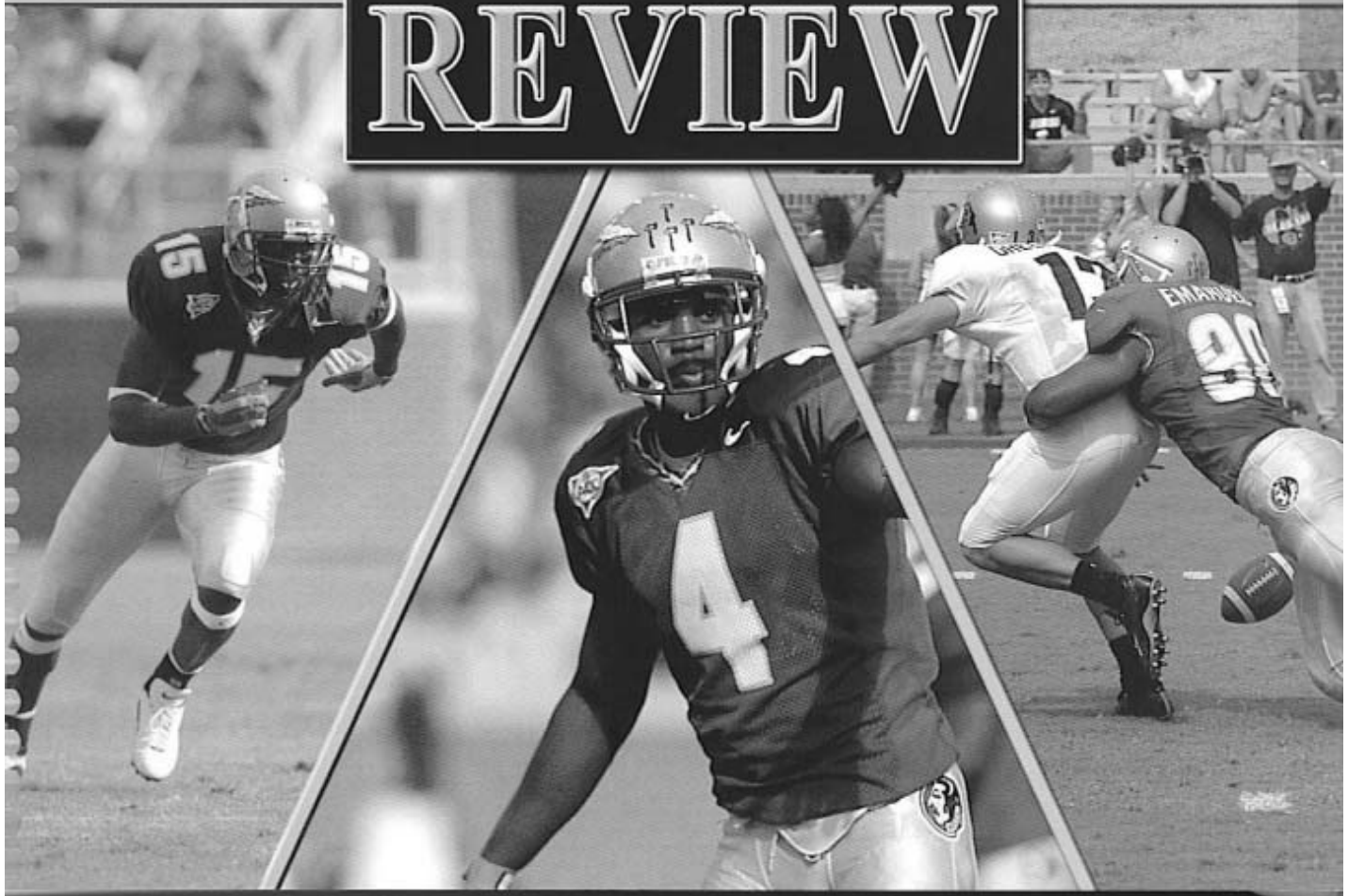


2003 REVIEW



'03 REVIEW



2003 Final Statistics

2003 RESULTS

Date	Opponent	Score	W/L	Overall Record	Conf Record	Attend
8/30	North Carolina*	37-0	W	1-0-0	1-0-0	59,800
9/06	MARYLAND*	35-10	W	2-0-0	2-0-0	82,885
9/13	GA TECH*	14-13	W	3-0-0	3-0-0	82,133
9/20	COLORADO	47-7	W	4-0-0	3-0-0	83,294
9/27	Duke*	56-7	W	5-0-0	4-0-0	24,370
10/11	MIAMI	14-22	L	5-1-0	4-0-0	84,336
10/18	Virginia*	19-14	W	6-1-0	5-0-0	62,875
10/25	WAKE FOREST*	48-24	W	7-1-0	6-0-0	82,393
11/01	Notre Dame	37-0	W	8-1-0	6-0-0	80,795
11/08	Clemson*	10-26	L	8-2-0	6-1-0	81,000
11/15	NC STATE*	50-44	W	9-2-0	7-1-0	83,854
11/29	Florida	38-34	W	10-2-0	7-1-0	90,407
1/01	vs Miami	14-16	L	10-3-0	7-1-0	76,739

Total Attendance 974,881 74,991 average
 Home Attendance 498,895 83,149 average
 *Indicates conference game

SCORE BY QUARTERS

	1st	2nd	3rd	4th	OT	Total
Florida State	93	110	102	101	13	419
Opponents	53	69	54	34	7	217

TEAM STATISTICS

	FS	OPP
SCORING	419	217
Points Per Game	32.2	16.7
FIRST DOWNS	278	218
Rushing	116	77
Passing	133	118
Penalty	29	23
RUSHING YARDAGE	1734	1552
Yards gained rushing	2096	1948
Yards lost rushing	362	396
Rushing Attempts	469	472
Average Per Rush	3.7	3.3
Average Per Game	133.4	119.4
TDs Rushing	20	7
PASSING YARDAGE	3505	2768
Att-Comp-Int	438-249-13	449-247-15
Average Per Pass	8.0	6.2
Average Per Catch	14.1	11.2
Average Per Game	269.6	212.9
TDs Passing	26	12
TOTAL OFFENSE	5239	4320
Total Plays	907	921
Average Per Play	5.8	4.7
Average Per Game	403.0	332.3
KICK RETURNS: #-YARDS	40-912	50-1072
PUNT RETURNS: #-YARDS	41-456	27-144
INT RETURNS: #-YARDS	15-258	13-322
KICK RETURN AVERAGE	22.8	21.4
PUNT RETURN AVERAGE	11.1	5.3
INT RETURN AVERAGE	17.2	24.8
FUMBLES-LOST	29-12	28-18
PENALTIES-YARDS	91-835	90-770
Average Per Game	64.2	59.2
PUNTS-YARDS	61-2549	77-3029
Average Per Punt	41.8	39.3
Net punt average	39.4	33.4
TIME OF POSSESSION/GAME	28:59	30:41
3RD-DOWN CONVERSIONS	58/175	61/213
4TH-DOWN CONVERSIONS	8/19	10/25
SACKS BY-YARDS	36-228	25-169
TOUCHDOWNS SCORED	52	23
FIELD GOALS-ATTEMPTS	19-25	19-30
PAT-ATTEMPTS	50-51	20-21
ATTENDANCE	498,895	399,247
Games/Avg Per Game	6/83,149	6/66,541

RUSHING

	GP	Att	Gain	Loss	Net	Avg	TD	Long	Avg/G
Jones, G.	13	144	655	37	618	4.3	7	53	47.5
Washington, L.	9	74	421	34	387	5.2	1	27	43.0
Booker, L.	10	62	343	9	334	5.4	3	71	33.4
Reid, W.	13	34	175	16	159	4.7	2	38	12.2
Rix, C.	13	89	309	179	130	1.5	5	19	10.0
Dean, B.J.	11	20	61	0	61	3.0	1	9	5.5
Coleman, J.	13	12	37	0	37	3.1	0	9	2.8
Davis, Chr.	13	4	26	11	15	3.8	0	21	1.2
Napier, M.	4	8	19	6	13	1.6	0	12	3.2
Thorpe, C.	11	3	21	10	11	3.7	0	13	1.0
Reynolds, R.	6	4	7	0	7	1.8	1	3	1.2
Sam, L.	13	1	6	0	6	6.0	0	6	0.5
Walker, F.	7	4	8	3	5	1.2	0	5	0.7
Sam, P.K.	13	2	8	4	4	2.0	0	8	0.3
Sexton, W.	5	3	0	17	-17	-5.7	0	0	-3.4
Team	13	5	0	36	-36	-7.2	0	0	-2.8
Total	13	469	2096	362	1734	3.7	20	71	133.4
Opponents	13	472	1948	396	1552	3.3	7	49	119.4

PASSING

	GP	Effic	Att-Cmp-Int	Pct	Yds	TD	Lng	Avg/G
Rix, C.	13	137.93	382-216-13	56.5	3107	23	79	239.0
Walker, F.	7	137.26	50-30-0	60.0	342	3	71	48.9
Sexton, W.	5	154.08	5-3-0	60.0	56	0	45	11.2
Team	13	0.00	1-0-0	0.0	0	0	0	0.0
Sam, P.K.	13	0.00	0-0-0	0.0	0	0	0	0.0
Total	13	137.72	438-249-13	56.8	3505	26	79	269.6
Opponents	13	108.93	449-247-15	55.0	2768	12	81	212.9

RECEIVING

	GP	No	Yds	Avg	TD	Long	Avg/G
Thorpe, C.	11	51	994	19.5	11	79	90.4
Sam, P.K.	13	50	735	14.7	5	67	56.5
Davis, Chr.	13	23	264	11.5	2	24	20.3
Reid, W.	13	20	189	9.4	1	43	14.5
Stovall, C.	13	19	340	17.9	2	71	26.2
Booker, L.	10	19	86	4.5	0	20	8.6
Robinson, D.	13	16	285	17.8	1	35	21.9
Washington, L.	9	10	90	9.0	0	18	10.0
Jones, G.	13	9	52	5.8	0	16	4.0
Irons, P.	13	6	79	13.2	0	20	6.1
Carter, D.	13	5	99	19.8	1	50	7.6
Henshaw, M.	11	5	94	18.8	2	46	8.5
Sam, L.	13	4	102	25.5	0	45	7.8
Dean, B.J.	11	4	30	7.5	0	9	2.7
Coleman, J.	13	4	26	6.5	0	14	2.0
Kaleikini, J.	13	2	27	13.5	1	15	2.1
Hallback, R.	1	1	9	9.0	0	9	9.0
Napier, M.	4	1	4	4.0	0	4	1.0
Total	13	249	3505	14.1	26	79	269.6
Opponents	13	247	2768	11.2	12	81	212.9

PUNT RETURNS

	No.	Yds	Avg	TD	Long
Washington, L.	16	189	11.8	1	65
Robinson, D.	12	125	10.4	0	21
Davis, Chr.	12	111	9.2	0	38
Davis, Cha.	1	31	31.0	1	14
Total	41	456	11.1	2	65
Opponents	27	144	5.3	0	17





'03 REVIEW

INTERCEPTIONS

	No.	Yds	Avg	TD	Long
Smith, L.	3	122	40.7	1	90
Watkins, P.	3	-8	-2.7	0	0
Carter, J.	2	38	19.0	0	30
Samuels, S.	2	30	15.0	0	30
Brown, R.	1	0	0.0	0	0
Cromartie, A.	1	71	71.0	1	71
Womble, J.	1	0	0.0	0	0
Moore, E.	1	1	1.0	0	1
Ward, B.J.	1	4	4.0	0	4
Total	15	258	17.2	2	90
Opponents	13	322	24.8	3	58

KICK RETURNS

	No.	Yds	Avg	TD	Long
Cromartie, A.	24	568	23.7	0	62
Washington, L.	8	197	24.6	0	77
Reid, W.	3	80	26.7	0	45
Thorpe, C.	2	62	31.0	0	43
Church, M.	1	0	0.0	0	0
Canfield, C.	1	0	0.0	0	0
Carter, D.	1	5	5.0	0	5
Total	40	912	22.8	0	77
Opponents	50	1072	21.4	0	63

FUMBLE RETURNS

	No.	Yds	Avg	TD	Long
Brown, R.	1	17	17.0	0	17
Watkins, P.	1	25	25.0	1	25
Nicholson, A.J.	1	23	23.0	1	19
Ward, B.J.	1	3	3.0	0	3
Total	4	68	17.0	2	25
Opponents	4	102	25.5	1	77

SCORING

	TD	FGs	Kick	Rush	Rev	PATs			Points
						Pass	DXP	Saf	
Beitia, X.	0	19-25	50-51	0-0	0	0-0	0	0	107
Thorpe, C.	11	0-0	0-0	0-0	0	0-0	0	0	66
Jones, G.	7	0-0	0-0	0-0	0	0-0	0	0	42
Rix, C.	5	0-0	0-0	0-0	0	0-0	0	0	30
Sam, P.K.	5	0-0	0-0	0-0	0	0-0	0	0	30
Booker, L.	3	0-0	0-0	0-0	0	0-0	0	0	18
Reid, W.	3	0-0	0-0	0-0	0	0-0	0	0	18
Henshaw, M.	2	0-0	0-0	0-0	0	0-0	0	0	12
Washington, L.	2	0-0	0-0	0-0	0	0-0	0	0	12
Davis, Chr.	2	0-0	0-0	0-0	0	0-0	0	0	12
Stovall, C.	2	0-0	0-0	0-0	0	0-0	0	0	12
Watkins, P.	1	0-0	0-0	0-0	0	0-0	0	0	6
Kaleikini, J.	1	0-0	0-0	0-0	0	0-0	0	0	6
Davis, Cha.	1	0-0	0-0	0-0	0	0-0	0	0	6
Robinson, D.	1	0-0	0-0	0-0	0	0-0	0	0	6
Carter, D.	1	0-0	0-0	0-0	0	0-0	0	0	6
Nicholson, A.J.	1	0-0	0-0	0-0	0	0-0	0	0	6
Reynolds, R.	1	0-0	0-0	0-0	0	0-0	0	0	6
Cromartie, A.	1	0-0	0-0	0-0	0	0-0	0	0	6
Smith, L.	1	0-0	0-0	0-0	0	0-0	0	0	6
Dean, B.J.	1	0-0	0-0	0-0	0	0-0	0	0	6
Total	52	19-25	50-51	0-0	0	0-0	0	0	419
Opponents	23	19-30	20-21	1-1	0	0-1	0	0	217

TOTAL OFFENSE

	G	Plays	Rush	Pass	Total	Avg/G
Rix, C.	13	471	130	3107	3237	249.0
Jones, G.	13	144	618	0	618	47.5
Washington, L.	9	74	387	0	387	43.0
Walker, F.	7	54	5	342	347	49.6
Booker, L.	10	62	334	0	334	33.4
Reid, W.	13	34	159	0	159	12.2
Dean, B.J.	11	20	61	0	61	5.5
Sexton, W.	5	8	-17	56	39	7.8
Coleman, J.	13	12	37	0	37	2.8
Davis, Chr.	13	4	15	0	15	1.2
Napier, M.	4	8	13	0	13	3.2
Thorpe, C.	11	3	11	0	11	1.0
Reynolds, R.	6	4	7	0	7	1.2
Sam, L.	13	1	6	0	6	0.5
Sam, P.K.	13	2	4	0	4	0.3
Team	13	6	-36	0	-36	-2.8
Total	13	907	1734	3505	5239	403.0
Opponents	13	921	1552	2768	4320	332.3

FIELD GOALS

	FGM-FGA	Pct	01-19	20-29	30-39	40-49	50-99	Lg	Blk
Beitia, X.	19-25	76.0	0-0	9-10	4-7	6-8	0-0	48	2

FIELD GOAL SEQUENCE

	Florida State	Opponents
North Carolina	(26),41	51,37
Maryland	28	(44)
Georgia Tech	-	(35),(45)
Colorado	(20),(26),(27),(29)	22,42
Duke	-	43,42
Miami	-	22,(27),(22),(19)
Virginia	(34),(38),(47),(39),38	-
Wake Forest	(48),(43)	(32)
Notre Dame	(40),(44),(22)	24
Clemson	40,(46)	(23),(35),(32),(37)
NC State	(36),(25),(24),32	(21),37
Florida	(28)	(47),48,(47),(42),(28)
Miami	39	(32), (44), (51), 45

Numbers in parentheses indicate field goal was made.

PUNTING

	No	Yds	Avg	Long	TB	FC	I20	Blkd
Stein, J.	57	2401	42.1	58	8	11	16	1
Hall, C.	3	148	49.3	54	1	0	0	0
Team	1	0	0.0	0	0	0	0	0
Total	61	2549	41.8	58	9	11	16	1
Opponents	77	3029	39.3	65	1	16	20	1

ALL PURPOSE

	G	Rush	Rec	PR	KOR	IR	Tot	Avg/G
Thorpe, C.	11	11	994	0	62	0	1067	97.0
Washington, L.	9	387	90	189	197	0	863	95.9
Sam, P.K.	13	4	735	0	0	0	739	56.8
Jones, G.	13	618	52	0	0	0	670	51.5
Cromartie, A.	13	0	0	0	568	71	639	49.2
Reid, W.	13	159	189	0	80	0	428	32.9
Booker, L.	10	334	86	0	0	0	420	42.0
Robinson, D.	13	0	285	125	0	0	410	31.5
Davis, Chr.	13	15	264	111	0	0	390	30.0
Stovall, C.	13	0	340	0	0	0	340	26.2
Rix, C.	13	130	0	0	0	0	130	10.0
Smith, L.	13	0	0	0	0	122	122	9.4
Sam, L.	13	6	102	0	0	0	108	8.3
Carter, D.	13	0	99	0	5	0	104	8.0
Henshaw, M.	11	0	94	0	0	0	94	8.5
Dean, B.J.	11	61	30	0	0	0	91	8.3
Irons, P.	13	0	79	0	0	0	79	6.1
Coleman, J.	13	37	26	0	0	0	63	4.8
Carter, J.	13	0	0	0	0	38	38	2.9
Davis, Cha.	13	0	0	31	0	0	31	2.4
Samuels, S.	12	0	0	0	0	30	30	2.5
Kaleikini, J.	13	0	27	0	0	0	27	2.1
Napier, M.	4	13	4	0	0	0	17	4.2
Hallback, R.	1	0	9	0	0	0	9	9.0
Reynolds, R.	6	7	0	0	0	0	7	1.2
Walker, F.	7	5	0	0	0	0	5	0.7
Ward, B.J.	13	0	0	0	0	4	4	0.3
Moore, E.	12	0	0	0	0	1	1	0.1
Watkins, P.	13	0	0	0	0	-8	-8	-0.6
Sexton, W.	5	-17	0	0	0	0	-17	-3.4
Team	13	-36	0	0	0	0	-36	-2.8
Total	13	1734	3505	456	912	258	6865	528.1
Opponents	13	1552	2768	144	1072	322	5858	450.6



'03 REVIEW



DEFENSIVE LEADERS

	GP	Tackles			Sacks TFL/Yds	Pass Def No-Yds	Fumbles		Blkd			FF	Kick	Saf
		Solo	Ast	Total			Int-Yds	BrUp	QBH	Rev-Yds				
58 Boulware, M.	13	78	33	111	4-17	2.5-15	.	4	2	.	1	.	.	
40 Augustin, A.	13	52	30	82	7-26	4.0-22	.	2	4	.	1	.	.	
24 Ward, B.J.	13	40	40	80	3-7	.	1-4	6	.	2-3	.	3	.	
23 Carter, J.	13	45	33	78	6-14	0.5-3	2-38	2	2	.	1	.	.	
22 Watkins, P.	13	45	17	62	.	.	3-8	8	.	1-25	1	.	.	
9 Pope, K.	10	38	18	56	7-26	3.0-16	.	.	2	1-0	2	.	.	
54 Nicholson, A.J.	13	36	19	55	3-5	.	.	2	4	3-23	1	.	.	
45 Dockett, D.	13	30	25	55	17-42	1.5-15	.	.	16	.	2	.	.	
34 Sims, E.	13	32	10	42	2-5	.	.	2	3	.	1	.	.	
91 Womble, J.	11	18	22	40	6-15	1.0-8	1-0	.	8	1-0	.	.	.	
10 Samuels, S.	12	31	9	40	2-4	0.5-3	2-30	11	2	.	2	.	.	
52 Bunkley, B.	13	19	19	38	8-16	1.5-11	.	2	5	1-0	1	.	.	
95 Wimbley, K.	13	30	8	38	7-33	2.5-16	.	2	7	1-0	1	.	.	
99 Johnson, T.	13	17	19	36	3-10	0.5-7	.	.	8	1-0	1	.	.	
90 Emanuel, K.	13	26	8	34	10-30	3.0-15	.	2	14	.	4	.	.	
32 Smith, L.	13	25	7	32	.	.	3-122	7	.	2-0	.	.	.	
8 McFadden, B.	12	23	5	28	1-2	.	.	9	.	1-0	3	.	.	
41 Hall, K.	13	18	10	28	1-8	.	.	4	
55 Moore, E.	12	21	4	25	12-55	7.5-48	1-1	4	15	1-0	1	.	.	
27 Osei, C.	13	20	5	25	.	.	.	2	
59 Howard, C.	13	11	13	24	6-37	4.0-34	.	.	7	
7 Brown, R.	13	18	4	22	3-8	.	1-0	6	.	1-17	.	.	.	
44 McGrew, S.	13	13	6	19	2-8	1.0-4	.	.	1	.	1	.	.	
13 Cromartie, A.	13	17	2	19	.	.	1-71	2	
94 Davis, Cha.	13	14	4	18	8-26	2.0-8	.	4	9	.	1	1	.	
56 Piquion, R.	13	7	9	16	1-2	.	.	1	1	2-0	.	.	.	
39 Church, M.	13	9	4	13	
42 Bredwood, A.	13	4	1	5	
33 Anderson, K.	13	3	2	5	
51 Davis, B.	7	4	1	5	1-1	.	.	.	1	
97 Dickson, C.	6	.	4	4	
47 Beitia, X.	13	2	1	3	
92 Burston, D.	5	3	.	3	1-12	1.0-12	.	.	3	
46 Hardage, N.	3	2	.	2	
11 Ross, G.	13	2	.	2	.	.	.	1	
3 Washington, L.	9	1	1	2	
70 Barron, A.	13	1	.	1	
63 Castillo, D.	13	1	.	1	
38 Irons, P.	13	.	1	1	
35 Dean, B.J.	11	1	.	1	
73 Meeks, B.	11	1	.	1	
5 Davis, Chr.	13	1	.	1	
28 Booker, L.	10	1	.	1	
6 Jones, G.	13	1	.	1	
4 Sam, P.K.	13	1	.	1	
TM Team	13	1	.	1	1-1	1.0-1	
Total	13	763	394	1157	122-410	36-228	15-258	83	114	18-68	25	4	.	
Opponents	13	521	362	883	90-302	25-169	13-322	44	6	12-102	11	4	.	

TOTAL TACKLES

	UA-A	TOT	NC	MD	GT	CU	DU	UM	VA	WF	ND	CLEM	ST	UF	UM
Boulware, M.	78-33	111	4-1	5-0	6-2	2-2	3-3	9-2	11-5	3-2	4-4	13-3	7-6	5-1	6-2
Augustin, A.	52-30	82	3-1	2-4	4-5	4-2	1-2	9-1	6-3	1-1	4-1	3-4	8-4	4-0	3-2
Ward, B.J.	40-40	80	3-4	4-1	2-3	5-0	1-5	6-6	1-1	1-3	1-6	4-5	3-3	6-0	3-3
Carter, J.	45-33	78	6-1	0-1	2-5	1-4	2-3	4-5	5-4	6-1	5-1	4-4	4-2	3-0	3-2
Watkins, P.	45-17	62	4-4	2-0	3-1	4-1	1-0	2-2	2-3	3-1	6-0	1-3	6-0	4-0	7-2
Pope, K.	38-18	56	2-3	3-3	5-1	.	DNP	5-1	7-3	DNP	DNP	5-4	5-1	3-1	3-1
Dockett, D.	30-25	55	4-4	3-4	2-2	3-2	3-2	3-2	.	1-2	2-2	1-1	3-2	4-0	1-2
Nicholson, A.J.	36-19	55	2-0	4-2	1-0	3-2	5-2	3-2	2-0	9-3	3-3	2-1	0-1	1-0	1-3
Sims, E.	32-10	42	2-1	2-0	1-0	2-0	7-2	2-0	1-0	7-3	5-1	0-1	.	2-0	1-2
Samuels, S.	31-9	40	3-3	1-1	2-0	2-0	1-1	1-1	.	DNP	4-0	4-1	5-0	6-0	2-2
Womble, J.	18-22	40	2-1	2-2	1-3	1-3	2-3	3-2	DNP	DNP	2-3	1-2	2-2	2-0	0-1
Bunkley, B.	19-19	38	3-2	2-2	1-2	1-2	2-1	1-1	.	3-2	2-3	2-2	2-2	.	.
Wimbley, K.	30-8	38	0-1	0-2	3-0	7-1	8-0	.	1-0	3-0	4-1	2-0	1-1	1-0	0-2
Johnson, T.	17-19	36	2-3	1-2	1-1	1-1	0-2	2-2	.	2-1	2-2	2-2	1-2	2-0	1-1
Emanuel, K.	26-8	34	4-1	4-0	3-0	1-1	6-0	0-1	0-1	3-0	.	1-1	3-0	.	1-3
Smith, L.	25-7	32	1-2	1-0	2-1	2-0	3-0	1-0	3-1	3-1	1-1	2-1	3-0	2-0	1-0
McFadden, B.	23-5	28	3-0	1-0	4-0	2-0	1-0	0-2	4-0	2-1	3-2	1-0	DNP	1-0	1-0
Hall, K.	18-10	28	1-1	4-0	1-0	1-0	2-3	0-1	1-0	2-0	1-2	1-1	1-1	.	3-1
Moore, E.	21-4	25	1-1	2-0	4-1	2-0	DNP	.	1-0	3-0	1-0	3-1	1-1	2-0	1-0
Osei, C.	20-5	25	2-0	3-1	.	0-1	2-0	1-0	2-0	1-1	0-2	4-0	1-0	1-0	3-0





'03 REVIEW

Howard, C.	11-13	24	1-2	1-2	1-0	1-2	2-1	0-1	-	1-1	1-2	2-1	1-0	-	0-1
Brown, R.	18-4	22	2-0	-	2-1	0-1	1-0	2-1	2-0	-	2-0	1-0	2-0	2-0	2-1
Cromartie, A.	17-2	19	1-0	1-0	1-0	1-0	4-0	1-0	1-0	3-1	1-1	-	1-0	1-0	1-0
McGrew, S.	13-6	19	1-0	2-2	-	-	2-0	1-0	-	1-0	1-0	3-1	1-1	1-0	0-2
Davis, Cha.	14-4	18	1-0	1-1	0-1	-	3-0	1-0	1-0	1-1	-	2-0	2-1	2-0	-
Piquion, R.	7-9	16	2-1	1-2	-	1-1	1-2	-	-	-	0-2	2-0	0-1	-	-
Church, M.	9-4	13	1-1	1-0	1-0	1-0	-	-	-	1-1	1-2	-	1-0	1-0	1-0
Anderson, K.	3-2	5	-	1-0	-	-	2-0	-	-	0-1	-	-	-	-	0-1
Bredwood, A.	4-1	5	-	1-0	-	-	-	-	-	-	-	-	-	-	-
Davis, B.	4-1	5	1-0	-	DNP	0-1	1-0	DNP	-	DNP	2-0	-	1-1	-	-
Dickson, C.	0-4	4	0-1	0-1	DNP	-	0-2	DNP	-	DNP	1-0	1-0	DNP	DNP	DNP
Burston, D.	3-0	3	-	-	DNP	1-0	1-0	DNP	DNP	1-0	DNP	DNP	DNP	DNP	DNP
Beitia, X.	2-1	3	-	1-0	-	-	1-1	-	-	-	-	-	-	-	-
Washington, L.	1-1	2	-	DNP	DNP	DNP	DNP	1-0	-	-	-	0-1	-	-	-
Hardage, N.	2-0	2	DNP	DNP	DNP	-	2-0	DNP	DNP	DNP	-	DNP	DNP	DNP	DNP
Ross, G.	2-0	2	-	-	-	-	1-0	1-0	-	-	-	-	-	-	-

RUSHING

	No-Yds/TD	NC	MD	GT	CU	DU	UM	VA	WF	ND	CLEM	NCS	UF	UM
Jones, G.	144-618/7	8-59/1	14-88/2	14-13/0	9-26/1	8-79/1	13-15/0	20-96/0	12-60/1	7-9/0	7-12/0	17-81/1	9-42/0	6-38/0
Washington, L.	74-387/1	1-27/0	DNP	DNP	DNP	DNP	6-26/0	13-69/0	6-30/0	4-23/0	3-6/0	17-121/1	15-65/0	9-20/0
Booker, L.	62-334/3	11-87/1	7-42/0	DNP	DNP	DNP	2-1/0	1-0/0	7-33/0	12-35/0	-	3-72/1	11-39/0	8-25/1
Reid, W.	34-159/2	9-48/0	8-30/1	5-21/0	4-45/0	8-15/1	-	-	-	-	-	-	-	-
Rix, C.	89-130/5	7-13/2	8-15/0	8-41/1	5-17/0	7-6/0	12-0/0	5-18/0	8-23/1	8-6/0	5-8/0	4-7/0	7-7/1	5-13/0
Dean, B.J.	20-61/1	2-11/0	3-5/0	1-1/0	-	1-6/1	2-12/0	4-12/0	4-12/0	1-2/0	1-0/0	DNP	DNP	1-0/0
Coleman, J.	12-37/0	1-2/0	2-11/0	2-2/0	-	-	2-7/0	1-3/0	1-3/0	-	-	1-0/0	-	2-9/0
Davis, Chr.	4-15/0	1-6/0	-	-	-	-	-	-	-	1-21/0	-	-	1-5/0	1-5/0
Napier, M.	8-13/0	DNP	DNP	DNP	3-11/0	2-4/0	DNP	DNP	1-1/0	2-1/0	DNP	DNP	DNP	DNP
Thorpe, C.	3-11/0	-	-	1-16/0	1-10/0	-	-	-	-	-	-	1-5/0	DNP	DNP
Reynolds, R.	4-7/1	DNP	2-3/0	DNP	2-4/1	-	-	-	DNP	-	DNP	DNP	DNP	DNP
Sam, L.	1-6/0	-	-	-	-	-	-	-	-	1-6/0	-	-	-	-
Walker, F.	4-5/0	-	-	DNP	-	2-2/0	DNP	DNP	1-2/0	-	1-1/0	DNP	DNP	DNP
Sam, P.K.	2-4/0	1-4/0	1-8/0	-	-	-	-	-	-	-	-	-	-	-
Sexton, W.	3-17/0	1-1/0	DNP	DNP	-	2-16/0	DNP	DNP	-	-	DNP	DNP	DNP	DNP

RECEIVING

	No-Yds/TD	NC	MD	GT	CU	DU	UM	VA	WF	ND	CLEM	NCS	UF	UM
Thorpe, C.	51-994/11	7-83/0	5-56/1	4-34/0	8-205/2	1-43/1	1-48/0	3-104/1	6-66/2	7-217/2	4-62/0	5-76/2	DNP	DNP
Sam, P.K.	50-735/5	1-8/0	3-113/1	3-43/1	10-119/0	4-40/0	9-95/0	2-21/0	4-66/0	2-54/1	3-21/0	5-61/1	3-84/1	1-10/0
Stovall, C.	19-340/2	-	2-16/0	2-33/0	-	2-28/1	1-5/0	1-9/0	2-31/0	-	4-131/1	1-8/0	-	4-79/0
Robinson, D.	16-285/1	-	-	1-26/0	2-27/0	3-60/0	2-21/0	-	2-17/0	-	1-32/0	-	5-102/1	-
Davis, Chr.	23-264/2	4-39/1	3-25/0	1-6/0	3-22/0	2-28/0	2-28/1	2-13/0	3-57/0	1-24/0	-	1-13/0	1-9/0	-
Reid, W.	20-189/1	3-50/0	2-9/0	1-3/0	5-39/0	2-3/0	1-18/1	1-13/0	-	2-11/0	2-46/0	1-3/0	-	-
Sam, L.	4-102/0	1-45/0	-	-	1-27/0	1-6/0	-	1-24/0	-	-	-	-	-	-
Carter, D.	5-99/1	-	1-3/0	-	-	2-57/1	-	-	-	-	1-5/0	-	1-34/0	-
Henshaw, M.	5-94/2	-	1-9/0	-	DNP	DNP	-	-	2-58/0	-	-	-	1-20/1	1-7/1
Washington, L.	10-90/0	1-11/0	DNP	DNP	DNP	DNP	1-15/0	1-2/0	1-18/0	1-16/0	4-23/0	-	1-5/0	-
Booker, L.	19-86/0	4-45/0	-	DNP	DNP	DNP	2-1/0	-	4-39/0	2-3/0	6-9/0	-	1-3/0	-
Irons, P.	6-79/0	1-18/0	-	1-1/0	-	3-42/0	-	-	-	-	1-20/0	-	-	-
Jones, G.	9-52/0	1-13/0	-	1-16/0	3-8/0	-	-	1-3/0	-	1-1/0	-	1-8/0	1-5/0	-
Dean, B.J.	4-30/0	-	-	1-6/0	1-6/0	-	-	-	-	1-9/0	1-9/0	DNP	DNP	-
Kaleikini, J.	2-27/1	-	-	-	-	1-12/0	-	-	1-15/1	-	-	-	-	-
Coleman, J.	4-26/0	1-5/0	-	-	1-1/0	-	1-6/0	-	-	-	-	1-14/0	-	-
Hallback, R.	1-9/0	DNP	DNP	DNP	DNP	1-9/0	DNP	DNP	DNP	DNP	DNP	DNP	DNP	DNP
Napier, M.	1-4/0	DNP	DNP	DNP	1-4/0	-	DNP	DNP	-	-	DNP	DNP	DNP	DNP

PASSING GAME-BY-GAME

	Att	Comp	Int	Pct	Yards	TD	Long	Sack	Yds	Walker, F.	Att	Comp	Int	Pct	Yards	TD	Long	Sack	Yds
Rix, C.	26	17	0	65.4	232	1	43	1	11	North Carolina	8	5	0	62.5	38	0	17	0	0
North Carolina	29	16	1	55.2	228	2	67	2	17	Maryland	1	1	0	100.0	3	0	3	0	0
Maryland	30	15	2	50.0	160	1	26	0	0	Colorado	7	5	0	71.4	64	0	27	0	0
Georgia Tech	39	30	0	76.9	394	2	66	0	0	Duke	7	5	0	71.4	45	1	16	1	2
Colorado	25	16	0	64.0	274	2	50	3	17	Wake Forest	6	3	0	50.0	28	1	15	0	0
Duke	42	20	2	47.6	235	2	48	3	27	Clemson	21	11	0	52.4	164	1	71	0	0
Miami	25	12	0	48.0	189	1	79	1	7	TOTALS	50	30	0	60.0	342	3	71	1	2
Virginia	34	22	1	64.7	339	2	46	1	10	Sexton, W.	3	2	0	66.7	47	0	45	0	0
Wake Forest	31	17	3	54.8	327	3	51	3	16	North Carolina	2	1	0	50.0	9	0	9	2	16
Notre Dame	31	16	2	51.6	194	0	26	3	14	Duke	3	1	0	50.0	9	0	9	2	16
Clemson	32	15	1	46.9	183	3	33	2	16	TOTALS	5	3	0	60.0	56	0	45	2	16
NC State	19	14	0	73.7	256	3	52	1	5	Team	1	0	0	0.0	0	0	0	0	0
Florida	19	6	1	31.6	96	1	52	1	7	Colorado	1	0	0	0.0	0	0	0	0	0
Miami	19	6	1	31.6	96	1	52	1	7	TOTALS	1	0	0	0.0	0	0	0	0	0
TOTALS	382	216	13	56.5	3107	23	79	21	147										



'03 REVIEW



2003 FSU & Opponents Game Highs

INDIVIDUAL GAME HIGHS

Rushes	20	Jones, G. at Virginia (Oct 18, 2003)
Yards Rushing	121	Washington, L. vs NC State (Nov 15, 2003)
TD Rushes	2	Rix, C. at North Carolina (Aug 30, 2003) Jones, G. vs Maryland (Sep 06, 2003)
Long Rush	71	Booker, L. vs NC State (Nov 15, 2003)
Pass attempts	42	Rix, C. vs Miami (Oct 11, 2003)
Pass completions	30	Rix, C. vs Colorado (Sep 20, 2003)
Yards Passing	394	Rix, C. vs Colorado (Sep 20, 2003)
TD Passes	3	Rix, C. at Notre Dame (Nov 1, 2003) Rix, C. vs NC State (Nov 15, 2003) Rix, C. at Florida (Nov 29, 2003)
Long Pass	79	Rix, C. at Virginia (Oct 18, 2003)
Receptions	10	Sam, PK. vs Colorado (Sep 20, 2003)
Yards Receiving	217	Thorpe, C. at Notre Dame (Nov 1, 2003)
TD Receptions	2	Thorpe, C. vs Colorado (Sep 20, 2003) Thorpe, C. vs Wake Forest (Oct 25, 2003) Thorpe, C. at Notre Dame (Nov 1, 2003) Thorpe, C. vs NC State (Nov 15, 2003)
Long Reception	79	Thorpe, C. at Virginia (Oct 18, 2003)
Field Goals	4	Beitia, X. vs Colorado (Sep 20, 2003) Beitia, X. at Virginia (Oct 18, 2003)
Long Field Goal	48	Beitia, X. vs Wake Forest (Oct 25, 2003)
Punts	7	Stein, J. vs Miami (Jan 01, 2004)
Punting Avg	54.0	Hall, C. vs Maryland (Sep 06, 2003)
Long Punt	58	Stein, J. vs Wake Forest (Oct 25, 2003)
Long Punt Return	65	Washington, L. vs Wake Forest (Oct 25, 2003)
Long Kickoff Return	77	Washington, L. at Florida (Nov 29, 2003)
Tackles	16.0	Boulware, M. at Virginia (Oct 18, 2003) Boulware, M. at Clemson (Nov 08, 2003)
Sacks	2.5	Moore, E. vs Georgia Tech (Sep 13, 2003)
Tackles For Loss	4.0	Wimbley, K. vs Colorado (Sep 20, 2003)
Interceptions	1	Several players

TEAM GAME HIGHS

Rushes	46	vs Maryland (Sep 06, 2003)
Yards Rushing	272	vs NC State (Nov 15, 2003)
Yards Per Rush	6.3	vs NC State (Nov 15, 2003)
TD Rushes	4	at North Carolina (Aug 30, 2003)
Pass attempts	52	at Clemson (Nov 08, 2003)
Pass completions	35	vs Colorado (Sep 20, 2003)
Yards Passing	458	vs Colorado (Sep 20, 2003)
Yards Per Pass	13.5	at Florida (Nov 29, 2003)
TD Passes	3	at Duke (Sep 27, 2003) vs Wake Forest (Oct 25, 2003) at Notre Dame (Nov 1, 2003) vs NC State (Nov 15, 2003) at Florida (Nov 29, 2003)
Total Plays	81	vs Wake Forest (Oct 25, 2003)
Total Offense	553	at North Carolina (Aug 30, 2003)
Yards Per Play	7.8	vs Colorado (Sep 20, 2003)
Points	56	at Duke (Sep 27, 2003)
Sacks By	7	vs Georgia Tech (Sep 13, 2003)
First Downs	29	at North Carolina (Aug 30, 2003)
Penalties	10	vs Maryland (Sep 06, 2003) vs Wake Forest (Oct 25, 2003) at Clemson (Nov 08, 2003) vs Miami (Jan 01, 2004)

Penalty Yards	105	at Clemson (Nov 08, 2003)
Turnovers	5	vs Miami (Oct 11, 2003)
Interceptions By	3	vs Miami (Oct 11, 2003) at Notre Dame (Nov 1, 2003)

OPPONENT INDIVIDUAL GAME HIGHS

Rushes	26	Payton, Jarrett, vs Miami (Oct 11, 2003)
Yards Rushing	131	Payton, Jarrett, vs Miami (Jan 01, 2004)
TD Rushes	1	Several players
Long Rush	49	Calhoun, Brian, vs Colorado (Sep 20, 2003)
Pass attempts	53	Schaub, M., at Virginia (Oct 18, 2003)
Pass completions	39	Schaub, M., at Virginia (Oct 18, 2003)
Yards Passing	422	Rivers, P., vs NC State (Nov 15, 2003)
TD Passes	4	Rivers, P., vs NC State (Nov 15, 2003)
Long Pass	81	Greenberg, Erik, vs Colorado (Sep 20, 2003)
Receptions	16	Pearman, A., at Virginia (Oct 18, 2003)
Yards Receiving	135	Cotchery, J., vs NC State (Nov 15, 2003)
TD Receptions	2	Hall, T., vs NC State (Nov 15, 2003) Cotchery, J., vs NC State (Nov 15, 2003) Troupe, B., at Florida (Nov 29, 2003)
Long Reception	81	Bloom, Jeremy, vs Colorado (Sep 20, 2003)
Field Goals	4	Hunt, A. at Clemson (Nov 08, 2003) Leach, M., at Florida (Nov 29, 2003)
Long Field Goal	51	Peattie, Jon, vs Miami (Jan 01, 2004)
Punts	10	Plackemeier, R., vs Wake Forest (Oct 25, 2003)
Punting Avg	61.0	Wooldridge, D., at North Carolina (Aug 30, 2003)
Long Punt	65	Plackemeier, R., vs Wake Forest (Oct 25, 2003)
Long Punt Return	17	Suter, S., vs Maryland (Sep 06, 2003)
Long Kickoff Return	63	Landrum, S., at Duke (Sep 27, 2003)
Tackles	12.0	Surrell, Clyde, vs Colorado (Sep 20, 2003) Vilma, Jon, vs Miami (Oct 11, 2003)
Sacks	2.5	Zielinski, M., at Duke (Sep 27, 2003) Alexander, P., at Duke (Sep 27, 2003)
Tackles For Loss	6.0	Alexander, P., at Duke (Sep 27, 2003)
Interceptions	2	Taylor, Sean, vs Miami (Oct 11, 2003)

OPPONENT TEAM GAME HIGHS

Rushes	52	vs Wake Forest (Oct 25, 2003)
Yards Rushing	230	vs Wake Forest (Oct 25, 2003)
Yards Per Rush	4.9	at Notre Dame (Nov 1, 2003)
TD Rushes	2	vs Wake Forest (Oct 25, 2003)
Pass attempts	54	at Virginia (Oct 18, 2003)
Pass completions	39	at Virginia (Oct 18, 2003)
Yards Passing	422	vs NC State (Nov 15, 2003)
Yards Per Pass	10.8	vs NC State (Nov 15, 2003)
TD Passes	4	vs NC State (Nov 15, 2003)
Total Plays	82	at Notre Dame (Nov 1, 2003)
Total Offense	514	vs NC State (Nov 15, 2003)
Yards Per Play	6.9	vs NC State (Nov 15, 2003)
Points	44	vs NC State (Nov 15, 2003)
Sacks By	6	at Duke (Sep 27, 2003)
First Downs	25	at Clemson (Nov 08, 2003)
Penalties	10	at Duke (Sep 27, 2003) vs Miami (Oct 11, 2003)
Penalty Yards	107	at Duke (Sep 27, 2003)
Turnovers	5	vs Miami (Oct 11, 2003)
Interceptions By	3	at Notre Dame (Nov 1, 2003)





'03 REVIEW

2003 Honor Roll



ALEX BARRON, Consensus All-American



DARNELL DOCKETT, 2003 ACC Defensive Player of the Year

FIRST TEAM ALL-ACC



MICHAEL BOULWARE



ALEX BARRON



STANFORD SAMUELS



DARNELL DOCKETT



CRAPHONSO THORPE

SECOND TEAM ALL-ACC



DAVID CASTILLO



ERIC MOORE

ACADEMIC ALL-ACC



ALLEN AUGUSTIN



GREG JONES



MICHAEL BOULWARE



BRYANT McFADDEN



DAVID CASTILLO



MATT MEINROD



'03 REVIEW



Game 1 • August 30 • Kenan Stadium • Chapel Hill, NC FLORIDA STATE – 37 NORTH CAROLINA – 0

By DAVID DROSCHAK
AP Sports Writer

CHAPEL HILL, N.C. — The Florida State fans chanted his name and Bobby Bowden was more than happy to tip his cap as he left Kenan Stadium under vastly different circumstances this time.

Chris Rix ran for a pair of short touchdowns and threw for another score as the 13th-ranked Seminoles returned to the scene of their worst regular-season loss in 16 years and beat North Carolina 37-0 Saturday night.

The Florida State offense, dominated by its defense in spring and fall scrimmages, rolled up 301 yards and 18 first downs in the opening 30 minutes to build a nice working margin.

The Seminoles finished with 29 first downs and 553 yards of total offense as North Carolina was shut out in a season opener for the first time since 1966.

Rix had four turnovers in an embarrassing 41-9 loss to the Tar Heels here in 2001 — his third career start and the program's most lopsided regular-season loss since Auburn beat the Seminoles 59-27 in 1985.

But two years later, Rix secured his spot as FSU's starting quarterback by playing a near flawless game. He completed 11 of his first 12 passes with a pair of 1-yard scoring runs in the opening half and a 7-yard TD pass late in the third quarter.

The junior finished 17-of-26 for 232 yards as Bowden won his 333rd game while improving to 26-2 in openers at FSU.

North Carolina showed its fans little improvement on defense — the team's sore spot during last year's 3-9 record.

The Seminoles' gameplan was to spread out the Tar Heels and use their speed. It worked from the start as Rix was able to hit receivers or running backs with swing passes or short routes that turned into big gains.

Florida State averaged 10.4 yards a play in the first quarter as Greg Jones, coming off knee surgery, scored on a 5-yard run to open the scoring. Less than two minutes later, a 43-yard pass by Rix set up his first short keeper.

Freshman Lorenzo Booker, a nice complement to the powerful Jones, showed off his speed and cutback ability on the first play of the second quarter, racing 21 yards for his first career TD and a 21-0 lead.

Rix then capped a 79-yard drive with a 1-yard sneak 1:08 before halftime.

Florida State's new offensive line looked impressive as the Seminoles rushed for 236 yards.

The highlight of the ground attack came late in the first quarter when Jones bulldozed over all-ACC defensive back Dexter Reid when he lowered his shoulder, knocking off Reid's helmet at the tail end of a 21-yard rush.

North Carolina's only scoring chance of the first half came on field goal attempts, but Dan Orner was wide right from 51 and 37 yards.

The loss was the Tar Heels' seventh straight at Kenan Stadium, tying a school record for consecutive

home defeats set in 1987-88.

Florida State's deep running back corps was dealt a blow when Leon Washington was lost with a dislocated right elbow injury while returning a punt in the first quarter.

SCORE BY QUARTERS

Florida State	14	13	10	0	37
North Carolina	0	0	0	0	0

SCORING SUMMARY

First Quarter
FS - Jones, G. 5 yd run (Beitia, X. kick), 5-69 1:56, FS 7 - NC 0

FS - Rix, C. 1 yd run (Beitia, X. kick), 3-70 0:54, FS 14 - NC 0

Second Quarter
FS - Booker, L. 21 yd run (Beitia, X. kick), 6-66 3:00, FS 21 - NC 0

FS - Rix, C. 1 yd run (Beitia, X. kick blocked), 13-79 5:00, FS 27 - NC 0

Third Quarter
FS - Davis, Chr. 7 yd pass from Rix, C. (Beitia, X. kick), 9-80 4:23, FS 34 - NC 0

FS - Beitia, X. 26 yd field goal, 8-27 1:14, FS 37 - NC 0

TEAM STATISTICS

	FS	NC
First Downs	29	17
Rushes-Yards	42-236	27-72
Passing Yards	317	223
Passes Att-Comp-Int	37-24-0	47-27-2
Total Offense Plays-Yds	79-553	74-295
Fumble Returns-Yards	0-0	0-0
Punt Returns-Yards	3-37	1-10
Kickoff Returns-Yards	1-13	0-0
Interception Returns-Yards	2-8	0-0
Punts (Number-Avg)	3-46.7	6-43.0
Fumbles-Lost	2-2	2-1
Penalties-Yards	4-35	4-42
Possession Time	30:26	29:34
Sacks By: Number-Yards	1-7	2-15

INDIVIDUAL STATISTICS

RUSHING-FSU: Booker, L. 11-87; Jones, G. 8-59; Reid, W. 9-48; Washington, L. 1-27; Rix, C. 7-13; Dean, B.J. 2-11; Coleman, J. 1-2; Sexton, W. 1-minus 1; Sam, P.K. 1-minus 4; Davis, Chr. 1-minus 6. **NC:** McGill, R. 12-48; Durant, D. 6-22; Scott, C. 5-10; Parker, W. 1-4; Pollock, J. 1-2; Stephens, C.J. 2-minus 14.

PASSING-FSU: Rix, C. 17-26-0-232; Walker, F. 5-8-0-38; Sexton, W. 2-3-0-47; Sam, P.K. 0-0-0-0. **NC:** Durant, D. 18-31-1-145; Baker, M. 5-10-1-20; Stephens, C.J. 4-6-0-58.

RECEIVING-FSU: Thorpe, C. 7-83; Booker, L. 4-45;



Greg Jones

Davis, Chr. 4-39; Reid, W. 3-50; Sam, L. 1-45; Irons, P. 1-18; Jones, G. 1-13; Washington, L. 1-11; Sam, P.K. 1-8; Coleman, J. 1-5. **NC:** Pollock, J. 8-71; Mason, M. 5-25; Blizzard, B. 3-29; Rumley, D. 2-52; Dunn, J. 2-21; Lewis, J. 2-8; Scott, C. 2-0; Mitchell, D. 1-9; Curry, C. 1-9; Russell, B. 1-minus 1.

UNC NOTES...

FIRST TIME STARTERS FOR FLORIDA STATE

Five different players started for their first career games for Florida State against North Carolina. Offensively guard Matt Meinrod and wide receivers Craphonso Thorpe and Chauncey Stoval were starters. Defensively defensive end Eric Moore and cornerback Bryant McFadden were starters for the first time during their Seminoles careers.

SEMINOLES SHOW THEIR DEPTH IN THE FIRST QUARTER

Florida State utilized 56 players during the first quarter of its season opener against North Carolina.

RIX IN THE FIRST QUARTER AGAINST THE TAR HEELS

Chris Rix completed eight of nine passes for 125 yards during the first quarter against North Carolina. Rix was eight of 21 for 112 yards in Chapel Hill Sept. 22, 2001 the last time the Seminoles played on the road against the Tar Heels.

FIRST QUARTER SHUTOUT NOT THAT UNUSUAL

FSU held UNC scoreless in the first quarter of last year's game in addition to holding its first four opponents of the season scoreless in the first quarter. FSU led Iowa State 17-0, Virginia 9-0, Maryland 6-0 and Duke 3-0 before Louisville entered the second quarter tied at three with FSU. On the flip side, FSU's 14 first quarter points tonight were more than FSU scored in the first half of all but one of its games last year. The Seminoles scored 17 in Kansas City against Iowa State in the 2002 season opener.

HALFTIME SHUTOUT

FSU held three teams scoreless over the first half in 2002. North Carolina trailed 17-0, Maryland 30-0 and Virginia 23-0.

RIX FINDING THE ENDZONE

Seminole quarterback Chris Rix scored a career high two rushing touchdowns in the first half against North Carolina. His previous single game career high was one against six different teams, most recently against Clemson Oct. 3, 2002 in Doak Campbell Stadium.

BEITIA HAS PAT BLOCKED—FIRST MISS IN 81 ATTEMPTS

North Carolina blocked the point after touchdown attempt by Xavier Beitia on Florida State's fourth touchdown of the first half. It was Beitia's first miss since Oct. 21, 2001 a streak of 80 consecutive PAT attempts made. Entering the game, his streak was the fourth longest consecutive PAT streak in the nation.





'03 REVIEW

Game 2 • September 6 • Doak Campbell Stadium • Tallahassee, FL

FLORIDA STATE – 35 MARYLAND – 10



MARYLAND NOTES... SEMINOLES IN HOME OPENERS

With tonight's win, FSU has now won 14 consecutive home-openers, dating back to its 34-23 loss to Clemson in 1989. Bobby Bowden is 26-2 in his 28 home openers at Florida State.

JUST THREE

In two games this season, the Seminole defense has yet to allow a touchdown. The Terps scored in the first quarter on an interception return. The FSU defense has allowed just a field goal in eight quarters of play.

HEY, HEY P.K.

Wide receiver P.K. Sam had a career night. The junior recorded his first career 100 yard game with 113 yards. His previous career-high was 96 yards against Duke last season on a career-high seven receptions. In the first half, Sam's 67-yard reception in the second quarter was his career-high and marked the Seminoles' longest play from scrimmage this season.

MR. JONES

Tailback Greg Jones' 44-yard run for the go-ahead touchdown in the second quarter was FSU's longest rush of the season. With that carry, Jones surpassed the 2,000 yard mark. He needed just 24 yards coming into tonight's game and now has 2,064 for his career.

LEROY'S SECOND

Leroy Smith's interception in tonight's first quarter was the junior's second of his career, but first ever with return yards. In last year's Duke game, Smith snagged his first career interception but for no return. Tonight's interception was returned for 32 yards. The interception marked the 39th consecutive game that the Florida State defense has forced a turnover. The last time FSU's defense did not force a turnover was on September 9, 2000 vs. Georgia Tech.

MULTI GREG

Greg Jones recorded two touchdowns in tonight's first half. For his career, Jones now has four multi-touchdown games. His others:

2002	Virginia	2
	Clemson	3
2001	Wake Forest	2

RIX MOVES TO 7TH

With Chris Rix's touchdown pass to Craphonso Thorpe in tonight's first quarter, the junior quarterback moved into a tie for 7th place with 39 touchdown passes on FSU's all-time list. He is now tied with Jimmy Jordan and Bill Cappleman.

By BRENT KALLESTAD

Associated Press Writer

TALLAHASSEE, Fla. — Greg Jones ran for two touchdowns and Chris Rix passed for two more Saturday night as No. 11 Florida State wiped out an early 10-point deficit and defeated Maryland 35-10.

Florida State (2-0, 2-0 Atlantic Coast Conference) is now 14-0 against Maryland. The 35 points were the fewest Florida State has scored in seven home wins over Maryland.

Jones broke free for a 44-yard touchdown run with 11:29 left in the first half to give the Seminoles a 14-10 lead. On a third-and-two, the 240-pound Jones took a pitch, broke to the right sideline and outran Maryland's defenders.

The run pushed Jones past 2,000 yards for his career, making him only the ninth Florida State player to surpass that milestone.

The victory was coach Bobby Bowden's 334th, leaving him just three behind all-time leader Joe Paterno of Penn State among Division IA coaches. He also tied former Virginia coach George Welsh for the most ACC wins with 85.

Jones scored his second touchdown on a 1-yard run to culminate a 99-yard drive that gave the Seminoles a 21-10 lead with 5:38 left in the half. A 67-yard pass from Rix to P.K. Sam was the big play on the nine-play scoring drive.

Sam later caught a 34-yard touchdown pass that gave Florida State a 28-10 lead in the final seconds of the third quarter. Willie Reid's 2-yard TD run completed the scoring.

Maryland (0-2, 0-1 ACC) started fast but couldn't sustain anything offensively against Florida State's speedy defense, which hasn't allowed a touchdown this season.

The Terrapins managed only 197 total yards, and quarterback Scott McBrien, who spent most of his night scrambling under pressure, completed only 6 of 18 passes for 61 yards.

D'Qwell Jackson intercepted Rix on Florida State's first offensive play and ricocheted off two would-be Seminole tacklers to maintain his balance on a 58-yard scoring return that gave Maryland a 7-0 lead less than two minutes into the game. Jackson also blocked a field goal try by Florida State's Xavier Beitia when Maryland held an early 10-7 lead.

Maryland took a 10-0 lead on a 44-yard field goal by Nick Novak before Florida State scored on an 18-yard pass from Rix to Craphonso Thorpe.

In a schedule quirk, Florida State opens the season with three straight league games and already has a leg up on Maryland and North Carolina State — two teams thought to be ACC contenders this season. Wake Forest upset N.C. State 34-24 Saturday.

SCORE BY QUARTERS

Maryland	10	0	0	0	10
Florida State	7	14	7	7	35

SCORING SUMMARY

First Quarter

UM - D.Jackson 58 interception return (Novak kick), 13:06.

UM - FG Novak 44, 10:06.

FSU - Thorpe 18 pass from Rix (Beitia kick), 7:28.

Second Quarter

FSU - Jones 44 run (Beitia kick), 11:29.

FSU - Jones 1 run (Beitia kick), 5:38.

Third Quarter

FSU - P.K.Sam 34 pass from Rix (Beitia kick), :07.

Fourth Quarter

FSU - Reid 2 run (Beitia kick), 9:06.

TEAM STATISTICS

	UM	FSU
First downs	13	23
Rushes-yards	31-73	46-196
Passing	124	231
Comp-Att-Int	14-31-1	17-30-1
Return Yards	89	56
Punts-Avg.	7-44.0	7-43.0
Fumbles-Lost	3-2	2-0
Penalties-Yards	6-55	10-81
Time of Possession	26:07	33:53
Attendance		82,885

INDIVIDUAL STATISTICS

RUSHING-MD: Maldonado 9-41, Perry 10-32, McBrien 4-22, Walker 1-1, Allen 2-1, Parson 1-0, team 1-(minus 1), Evans 3-(minus 23). **FSU:** Jones 14-88, Booker 7-42, Reid 8-30, Rix 8-15, Coleman 2-11, P.K.Sam 1-8, Dean 3-5, Reynolds 2-3, team 1-(minus 6).

PASSING-MD: McBrien 6-18-1-61, Evans 7-12-0-57, Harrison 1-1-0-6. **FSU:** Rix 16-29-1-228, Walker 1-1-0-3.

RECEIVING-MD: Walker 4-41, Fenner 2-12, Parson 1-23, Harrison 1-14, Williams 1-9, Miller 1-8, Smith 1-7, Perry 1-5, Abiamiri 1-4, Davis 1-1. **FSU:** Thorpe 5-56, P.K.Sam 3-113, Davis 3-25, Stovall 2-16, Reid 2-9, Henshaw 1-9, Carter 1-3.



'03 REVIEW



Game 3 • September 13 • Doak Campbell Stadium • Tallahassee, FL FLORIDA STATE – 14 GEORGIA TECH – 13

By BRENT KALLESTAD
Associated Press Writer

TALLAHASSEE, Fla. — Florida State coach Bobby Bowden said he had no idea how his 10th-ranked Seminoles managed to beat Georgia Tech on Saturday night.

"It was like checkers (and) they were a jump ahead of us," Bowden said after his team scored two touchdowns in the final 7:09 for a 14-13 victory. "They did a better job of anticipating what we were going to do than we did of what they were going to do."

Chris Rix shook off two interceptions to run for one touchdown and pass for another as the Seminoles avoided becoming Georgia Tech's second upset victim in as many weeks.

Georgia Tech (1-2, 0-1 Atlantic Coast Conference) defeated Auburn 17-3 a week ago and was on the verge of its first ACC victory in a dozen tries against the Seminoles.

Georgia Tech's P.J. Daniels ran 47 yards for a touchdown and Dan Burnett kicked two field goals as the Yellow Jackets built a 13-0 lead midway through the fourth quarter in hopes of pulling off their second big upset in as many weeks.

Reuben Houston's leaping interception of Rix's pass intended for Craphonso Thorpe in the end zone snuffed out the Seminoles' first scoring threat of the game early in the fourth quarter and set up Daniels' scoring run — the first touchdown allowed this season by Florida State.

Dawan Landry's interception of another Rix pass ended Florida State's first offensive threat of the game early in the third quarter. Rix's 5-yard touchdown pass to P.K. Sam, and Xavier Beitia's extra point put Florida State ahead with 2:57 left.

The Seminoles (3-0, 3-0 ACC) averted their first home shutout in Bowden's 28 seasons when Rix scored on a 3-yard run with 7:09 left to pull to 13-7.

Georgia Tech freshman quarterback Reggie Ball, who was sacked six times, threw a pass that was intercepted by Pat Watkins at the Seminoles' 20 with 29 seconds left to seal the victory.

Florida State allowed Georgia Tech only 69 yards offense and three first downs in the second half.

The Yellow Jackets had Florida State bamboozled most of the first half, running 42 plays to only 15 for the Seminoles. Tech had the ball for 23:06, compared to Florida State's 6:54.

But Georgia Tech lost a great scoring opportunity in the first quarter when it failed to score on four running plays from the Florida State two.

Florida State's lone first down in the half came on a penalty.

Florida State fumbled on the first play of the game, a 16-yard reverse run by Thorpe that accounted for all but 10 of its yards by halftime.

Burnett's field goals — covering 35 and 45 yards — gave Georgia Tech a 6-0 halftime lead as Florida State fans booed the Seminoles off the field at the break.

The victory leaves Bowden as the winningest coach in ACC play with 86 career conference victories, one more than former Virginia coach George Welsh. Florida State is 12-0 against Georgia Tech since joining the league in 1992.

Bowden, second on the Division I-A victory list, has 335 — just two less than Penn State's Joe Paterno.

SCORE BY QUARTERS

Georgia Tech	0	6	0	7	13
Florida State	0	0	0	14	14

SCORING SUMMARY

Second Quarter

GT - FG Burnett 35, 14:10.

GT - FG Burnett 45, 7:49.

Fourth Quarter

GT - Daniels 47 run (Burnett kick), 12:26.

FSU - Rix 3 run (Beitia kick), 7:09.

FSU - P.K. Sam 5 pass from Rix (Beitia kick), 2:57.

TEAM STATISTICS

	GT	FSU
First Downs	13	14
Rushes-Yards	39-112	32-91
Passing	128	160
Return Yards	92	36
Comp-Att-Int	12-25-1	5-30-2
Punts	5-44	5-41
Fumbles-Lost	2-2	1-1
Penalties-Yards	7-56	8-90
Time of Possession	33:32	26:28
Attendance		82,133


INDIVIDUAL STATISTICS

RUSHING-GT: Daniels 19-113, Eziemefe 4-11, Jackson 1-4, J.Smith 2-1, Ball 13-(minus 17).

FSU: Rix 8-41, Reid 5-21, Thorpe 1-16, Jones 14-13, Coleman 2-2, Dean 1-1, team 1-(minus 3).

PASSING-GT: Ball 11-24-1-116, Higgins 1-1-0-12, FSU: Rix 15-30-2-160.

RECEIVING-GT: J.Smith 4-64, Curry 4-39, Daniels 2-4, Landry 1-12, McGuire 1-9. **FSU:** Thorpe 4-34, Sam 3-43, Stovall 2-33, Robinson 1-26, Jones 1-16, Dean 1-6, Davis 1-6, Irons 1-(minus 1), Reid 1-(minus 3).



TECH NOTES...

ALL-TIME PASSING

QB Chris Rix moved into 6th place on FSU's all-time passing yards list. He surpassed Bill Cappelman (1967-69) who had a career 4,904 yards. With tonight's 160, Rix has 5,038 career passing yards, making him just the sixth quarterback in FSU history to pass for 5,000 or more career yards.

SACK ATTACK

After having five sacks on the season, the Seminole defense surpassed that total in tonight's game alone with six sacks. Six different Seminoles recorded sacks in tonight's game. Eleven different guys have recorded sacks for FSU this season.

DO YOU REMEMBER?

In 1992, FSU trailed Georgia Tech 18-7 after three quarters and Charlie Ward orchestrated an impressive comeback, leading the Tribe to 22 fourth quarter points. FSU won the game, 29-24. In 2001, FSU trailed 15-12 after three quarters, but Chris Weinke guided FSU to 14 fourth quarter points.

BOWDEN'S FIRST IN ACC VICTORIES

With tonight's win, Bobby Bowden moved into first place for all-time ACC victories with 86. He surpassed former Virginia coach George Welsh, who had 85 wins in 19 seasons. This is FSU's and Bowden's 12th season in the ACC. Overall, the Tribe is 86-5 in ACC play.

SCORELESS

While the Seminoles have held their opponents without an offensive touchdown in 10 straight quarters, tonight's game marked the first time this season that FSU was held scoreless in the first quarter and in the first half. In the 2001 and 2002 meetings with the Yellow Jackets, FSU was also held scoreless in the first quarter. Tech scored first in both those games.

THE LAST TIME

The last time FSU was shutout in the first half of a game was in the national championship game vs. Oklahoma on January 3, 2001. In that game, FSU went scoreless through three quarters and managed a safety in the fourth quarter and fell 13-2. The last time FSU was shutout in the first half of a home game was September 20, 1986. FSU trailed UNC 7-0 at the half and the game resulted in a 10-10 tie.

WE TRAILED 'EM HERE BEFORE

The last time FSU trailed at halftime in a home game was vs. Georgia Tech on Dec. 1, 2001. The Tribe was down 10-7 at the break and came back to win 28-17. Last year, FSU trailed just three times at halftime and went 1-2 in those games. At Wake Forest, FSU trailed 21-17 and won 34-21. At NC State, FSU trailed 10-7 and lost 17-7. In the Sugar Bowl vs. Georgia, FSU trailed 17-7 and lost 26-13.





'03 REVIEW

Game 4 • September 20 • Doak Campbell Stadium • Tallahassee, FL FLORIDA STATE – 47 COLORADO – 7

COLORADO NOTES...

BEITIA CAREER HIGH

With four field goals in today's game, FSU kicker Xavier Beitia recorded his career high. He had hit three field goals in two previous games (2002 at Maryland and 2001 at Virginia). The last time an FSU player kicked four field goals in a game was when Brett Cimorelli hit four in a 54-7 win vs. Clemson on November 4, 2000. Prior to today's contest, Beitia had just one field goal for the season. Beitia put up a career high 17 points in today's win. His previous high was 13 points vs. Virginia in 2001 and Maryland in 2002.

BIG GAME FOR THORPE

Craphonso Thorpe had a career-high 205 yards on a career-high eight receptions in today's game and added a career-high two touchdowns. Thorpe's previous career-highs were 83 yards and seven receptions vs. UNC this season. The last time an FSU player recorded 200 yards receiving was exactly six years to the day. Peter Warrick had 249 yard receiving at Clemson on September 20, 1997. FSU won that game 35-28. The 205 yards puts Thorpe in 8th place on FSU's single game receiving yards list.

P.K. HAS A DAY

Wide receiver P.K. Sam recorded a career-high 10 receptions for a career-high 119 yards. His previous single game career high was seven vs. Duke last year and 113 yards vs. Maryland this season. The last time an FSU player recorded 10 or more receptions in a game was Peter Warrick (11) on October 23, 1999 in a 17-14 win at Clemson. Sam now has two, 100 yard receiving games to his credit.

NATIONALLY SPEAKING

Colorado is one of seven schools that FSU will play this season that have earned a national championship in football. Those seven opponents have combined for a total of 18 national championships and 20 total if you add FSU's pair to the mix. The National Champs are Notre Dame (8), Miami (5), FSU (2), Clemson, Colorado, Florida, Georgia Tech and Maryland.

GOAL LINE STAND

For the second consecutive game, the Florida State defense has stopped its opponent on the goal line in the first quarter of the game. Last week vs. Georgia Tech, the Yellow Jackets were inside the two-yard line and FSU kept them from scoring on four straight rushing attempts. On CU's first drive today, the first drive of the game in fact, the Buffs were on the five, rushed for no gain, lost five yards, regained five yards and missed a 22-yard field goal when it hit the upright.

IN THE HOUSE

Today's attendance is 83,294 which ranks third on the Doak Campbell Stadium's Top 25 crowds list.

By BRENT KALLESTAD

Associated Press Writer

TALLAHASSEE, Fla. — Florida State's weak running game was mere afterthought against Colorado.

Quarterback Chris Rix and receiver Craphonso Thorpe saw to that, combining on two long scoring plays in the 10th-ranked Seminoles' 47-7 victory Saturday.

And the Colorado offense was suffocated through most of the game, managing its lone score on an 81-yard pass from Erik Greenberg to speedster Jeremy Bloom in the second quarter.

Although the Seminoles (4-0) couldn't get their running game untracked for the second straight week, Rix passed for a career-high 394 yards in three quarters, completing 30 of 39 attempts. Backup Fabian Walker added 64 yards as the Seminoles totaled 458 yards passing.

And Thorpe, who was nearly benched after a couple of critical drops in last week's 14-13 win over Georgia Tech, came up with the best game of his career.

The Atlantic Coast Conference 100- and 200-meter champion, Thorpe scored on passes of 56 and 37 yards and finished with 205 yards on eight catches — both career bests.

P.K. Sam chipped in with a career-high 10 passes for 119 more yards as the Seminoles rolled up 551 yards offense compared to Colorado's 275. Colorado (2-2) managed only 39 yards in the second half and Greenberg, who finished 14-of-30 for 192 yards, was sacked four times. Brian Calhoun led Colorado with 118 yards on 21 carries.

Aside from an 81-yard touchdown pass, Greenberg spent most of his first collegiate start trying to avoid Florida State's pass rush led by end Kamerion Wimbley.

The 230-pound sophomore, Wimbley created havoc all afternoon for Colorado. He had a pair of sacks among his seven tackles, including four for losses and swatted down a pass, forced a fumble and recovered another fumble.

The Seminoles led just 10-7 in the second quarter before breaking the game open with 37 straight points.

Greg Jones scored on a 1-yard run on the first play of the fourth quarter, and Chauncey Davis' 31-yard blocked punt return for a touchdown a minute later gave Florida State a 40-7 lead.

Ryan Reynolds, who began the season as the fifth-team tailback, scored his first career touchdown on a 3-yard run with 3:10 left to complete the scoring.

Beitia's three first half-field goals and Rix's 37-yard touchdown pass to Thorpe helped the Seminoles to a 16-7 lead.

Florida State took a 10-0 lead on the TD and Beitia's first field goal, a 20-yard chip shot.

Colorado pulled to 10-7 midway through the second quarter when Greenberg found Bloom at midfield and he outran the Seminoles secondary for an 81-yard scoring play.

Xavier Beitia kicked four short field goals for Florida State while Colorado's Kevin Eberhart

missed two field-goal attempts in the first half, from 42 and 22 yards.

Bowden has 336 career coaching wins - second all time to Penn State's Joe Paterno, who has 338, among Division I-A coaches.

SCORE BY QUARTERS

Colorado	0	7	0	0	7
Florida State	7	9	10	21	47

SCORING SUMMARY

First Quarter
FSU - Thorpe 37 pass from Rix (Beitia kick), 9:27.
Second Quarter
FSU - FG Beitia 20, 8:19.
CO - Bloom 81 pass from Greenberg (Crosby kick), 7:59.
FSU - FG Beitia 26, 2:13.
FSU - FG Beitia 27, :01.
Third Quarter
FSU - FG Beitia 29, 12:33.
FSU - Thorpe 56 pass from Rix (Beitia kick), 6:05.
Fourth Quarter
FSU - Jones 1 run (Beitia kick), 14:57.
FSU - Cha. Davis 31 blocked punt return (Beitia kick), 13:41.
FSU - Reynolds 3 run (Beitia kick), 3:10.

TEAM STATISTICS

	CO	FSU
First downs	13	26
Rushes-yards	38-83	24-93
Passing	192	458
Return Yards	102	76
Comp-Att-Int	15-31-0	35-47-0
Punts	9-38.4	4-46.3
Fumbles-Lost	4-2	0-0
Penalties-Yards	9-70	7-75
Time of Possession	33:05	26:55
Attendance		83,294

INDIVIDUAL STATISTICS

RUSHING-CO: Calhoun 21-118, Vickers 4-18, Caesar 3-5, Cox 1-(minus 5), team 1-(minus 8), Bloom 1-(minus 8), Topp 1-(minus 14), Greenberg 6-(minus 23). **FSU:** Reid 4-45, G.Jones 9-26, Rix 5-17, Napier 3-11, Reynolds 2-4, Thorpe 1-(minus 10).

PASSING-CO: Greenberg 14-30-0-192, Higgins 1-1-0-0. **FSU:** Rix 30-39-0-394, Walker 5-7-0-64, team 0-1-0-0.

RECEIVING-CO: Hackett 6-46, McCoy 5-34, Bloom 1-81, Donahoe 1-14, Calhoun 1-12, Sypniewski 1-5. **FSU:** P.K. Sam 10-119, Thorpe 8-205, Reid 5-39, Chr.Davis 3-22, G.Jones 3-8, Robinson 2-27, L.Sam 1-27, Dean 1-6, Napier 1-4, Coleman 1-1.



'03 REVIEW



Game 5 • September 27 • Wallace Wade Stadium • Durham, NC FLORIDA STATE – 56 DUKE – 7

By AARON BEARD
Associated Press Writer

DURHAM, N.C. — Chris Rix threw two touchdown passes and A.J. Nicholson and Antonio Cromartie added defensive touchdowns as No. 6 Florida State beat Duke 56-7 September 27th.

B.J. Ward blocked two field goals for the Seminoles (5-0, 4-0 Atlantic Coast Conference), who got rushing touchdowns from three players and improved to 12-0 in the series.

Chris Douglas had a 10-yard touchdown run in the first quarter for Duke (2-3, 0-2), which lost a record 27th straight ACC game.

Florida State scored touchdowns on its first three drives and took a 28-7 halftime lead.

The Seminoles widened their lead three plays into the second half in unusual fashion. Nicholson scooped up Mike Schneider's fumble at the Blue Devils 23, fumbled it en route to the end zone, but picked it up in stride and scored. He was credited with a 3-yard TD return for a 35-7 lead.

Cromartie added a 71-yard interception return for a touchdown late in the fourth quarter.

The Seminoles had 157 yards on their first 15 plays, including a 53-yard run by Greg Jones and a 50-yard pass from Rix to Donnie Carter, en route to a 14-0 first-quarter lead.

On its first drive, Florida State marched 80 yards in five plays — keyed by Jones' big run — to take a 7-0 lead on a 6-yard run by B.J. Dean just 97 seconds into the game.

Florida State's next drive went 92 yards, ending with a 2-yard run from Jones with 6:30 left in the quarter. The Blue Devils aided that drive with a roughing-the-kicker penalty, giving the Seminoles a first down.

Duke responded with an 82-yard touchdown drive, ending with Douglas' 10-yard score that cut the deficit to 14-7 with 1:17 left in the quarter.

But Florida State wouldn't let Duke build any momentum. Cromartie returned the ensuing kickoff 62 yards, and the Seminoles pushed the lead to 21-7 on Willie Reid's 1-yard run on the first play of the second quarter.

Just before halftime, Rix completed a 43-yard TD pass to Craphonso Thorpe, who outjumped a defender to make a spectacular catch, for the 28-7 lead at the break.

Duke had its chances to keep the game close, but came up empty on two second-quarter drives. On the first, Ward blocked Brett Garber's 43-yard field-goal attempt. On the second, Schneider lost a fumble to end a 53-yard drive. Ward also blocked Garber's 42-yard attempt in the third quarter.

SCORE BY QUARTERS

Florida St.	14	14	14	14	56
Duke	7	0	0	0	7

SCORING SUMMARY

First Quarter
FSU - Dean 6 run (Beitia kick), 13:23.
FSU - Jones 2 run (Beitia kick), 6:30.
DU - Douglas 10 run (Garber kick), 1:17.

Second Quarter
FSU - Reid 1 run (Beitia kick), 14:56.
FSU - Thorpe 43 pass from Rix (Beitia kick), :57.

Third Quarter
FSU - Nicholson 3 fumble return (Beitia kick), 13:35.
FSU - Carter 7 pass from Rix (Beitia kick), 4:34.

Fourth Quarter
FSU - Stovall 16 pass from Walker (Beitia kick), 12:31.
FSU - Cromartie 71 interception return (Beitia kick), 2:40.

TEAM STATISTICS


	FSU	DUKE
First Downs	24	17
Rushes-Yards	31-96	45-106
Passing Yards	328	169
Return Yards	137	11
Comp-Att-Int	22-34-0	15-34-1
Punts	4-43	5-44
Fumbles-Lost	3-2	2-2
Penalties-Yards	8-90	10-107
Time of Possession	23:42	36:18
Attendance		24,370

INDIVIDUAL STATISTICS

RUSHING-FSU: Jones 8-79, Reid 8-15, Dean 1-6, Rix 7-6, Napier 2-4, Walker 2-2, team 1-0, Sexton 2-(minus 16). **DU:** Douglas 19-48, Wade 3-17, Dargan 6-17, Dapolito 2-10, Fryer 3-7, Landrum 1-3, Elliott 1-3, Schneider 10-1.

PASSING-FSU: Rix 16-25-0-274, Walker 5-7-0-45, Sexton 1-2-0-9. **DU:** Schneider 12-27-0-132, Dapolito 1-4-1-13, Smith 2-3-0-24.

RECEIVING-FSU: Sam 4-40, Robinson 3-60, Irons 3-42, Carter 2-57, Davis 2-28, Stovall 2-28, Reid 2-3, Thorpe 1-43, Kaleikini 1-12, Hallback 1-9, Sam 1-6. **DU:** Johnson 3-35, Landrum 3-9, Douglas 2-46, Dargan 2-11, Powell 1-25, Roland 1-18, Pastore 1-13, Sharpe 1-6, Love 1-6.



DUKE NOTES...

FIRST DEFENSIVE TDS OF THE YEAR

Sophomore linebacker A.J. Nicholson, a Winston-Salem, N.C., native who made his first career start at Duke in front of a large group of family and friends, scored Florida State's first defensive touchdown of the season on a fumble recovery in the third quarter. The last FSU player to score a TD on a fumble recovery was Michael Boulware at NC State on November 23.

Freshman cornerback Antonio Cromartie scored FSU's second defensive TD when he intercepted a pass for a TD in the fourth quarter. The last FSU player to intercept a pass and run it back for a TD was Kendyll Pope vs. Florida on November 30, 2002. In 2002, FSU scored four defensive touchdowns.

BLOCKING B.J.

In the third quarter, B.J. Ward recorded his second blocked field goal of the game, tying an FSU record for blocked field goals in a game held by J.T. Thomas (2 vs. Louisville, Sept. 12, 1970) and for blocked kicks in a game held by Thomas and Joe Wessel (2 vs. Temple, Sept. 29, 1984). The two blocked field goals gave Ward six for his career, just one shy of the FSU record of seven held by Bobby Butler (1977-80).

FIRST STARTS

Sophomores A.J. Nicholson (linebacker), Eric Broc (offensive guard) and Kamerion Wimbley (defensive end) all made their first career starts at Duke.

MORE SECOND HALF FIRSTS

Tight end Donnie Carter scored his first career touchdown in the game on a seven-yard reception in the third quarter. Heading into the game, Carter, who moved this season to tight end from defensive tackle, had just one career reception for three yards. In the first half, Carter snagged a career-long 50-yard pass. It was FSU's first touchdown by a tight end since Paul Irons' score at Virginia on October 20, 2001.

Quarterback Fabian Walker recorded his first touchdown pass of the season when he connected with Chauncey Stovall in the fourth quarter.

Stovall recorded his first career touchdown on a 16-yard reception from Walker. Antonio Cromartie scored his first career touchdown in the fourth quarter.

THE LAST TIME

The last time FSU scored 56 or more points was in a 58-14 win at NC State on October 28, 2000.





'03 REVIEW

Game 6 • October 11 • Doak Campbell Stadium • Tallahassee, FL

FLORIDA STATE – 14 MIAMI – 22

MIAMI NOTES... SECOND HALF DEFENSIVE DOMINANCE


Florida State's defense leads the nation with just four touchdowns allowed through the first six games of the season and only one of those scores has come in the second half. The defense is allowing nearly 100 yards of total offense less in the second half than in the first half through its first six games of the season and has allowed four opponents (Maryland, Georgia Tech, Colorado and Duke) less than 100 yards of total offense in the second half.

RIX NOW SECOND AT FSU AND 15TH IN THE ACC IN CAREER TOTAL OFFENSE

With 6,711 career total offensive yards, Chris Rix moved into second place on Florida State's all-time total offense list against Miami. With a career-high 411 yards of total offense against Colorado, Rix surpassed Thad Busby (1994-97) 5,883 career total offensive yards), Gary Huff (1970-72/6,086) and Danny Kanell (1992-95/6,176) on the Seminoles' all-time list. Against Miami, Rix totaled 235 yards of offense to move past Charlie Ward (6,636 yards) on the all-time FSU list.

REID FINDS END ZONE THROUGH THE AIR

Sophomore Willie Reid caught an 18-yard touchdown pass from Chris Rix against Miami for his first career receiving touchdown. He has two rushing touchdowns and one receiving touchdown this year for a single season career-high of three for the season. Reid is tied for third in the team statistics with three touchdowns in six games this season. He had only one touchdown (rushing against Virginia on Aug. 30, 2002) in 10 games during his freshman season. Reid is the only player on the team with at least one touchdown receiving and at least one touchdown rushing.



Darnell Docket

By JOSH DUBOW
AP Football Writer

TALLAHASSEE, Fla. — Jarrett Payton put on his dad's No. 34 Chicago Bears jersey before going to bed on the eve of his first college start.

He waited four years for this moment and it couldn't have been any sweeter.

Payton caught a 14-yard touchdown pass and ran for a career-high 97 yards, and No. 2 Miami forced five turnovers in a 22-14 win October 11th over No. 5 Florida State.

All signs pointed toward Florida State heading into its annual showdown with Miami.

The Seminoles (5-1) had four blowout wins, a dominating defense and the home-field advantage. The Hurricanes (6-0) were missing leading rusher Frank Gore and an underdog for just the second time in 38 games.

But the Hurricanes won behind an opportunistic defense. Sean Taylor intercepted two passes, returning one 50 yards for a score, and Miami built a 22-0 lead to win for the 40th time in 41 games.

Miami didn't need to rely on a missed field goal by Florida State this year; the Seminoles have lost four times since 1991 on a missed kick.

They made plenty of other mistakes. Florida State had a punt blocked, lost an accidental outside kick and turned the ball over five times in a stretch of seven possessions.

Jon Peattie kicked three field goals, Kellen Winslow caught seven passes for 106 yards and the defense held Florida State to 61 yards rushing.

Each team turned the ball over five times in the rain — even Payton fumbled once — and the offenses struggled to move the ball on a field full of puddles that Bowden called the worst his team has ever played on.

Miami's Brock Berlin threw three interceptions, including one that set up Willie Reid's 18-yard touchdown grab in the third quarter to make it 22-7.

On the next possession, Winslow fumbled at the end of a 39-yard reception. The Seminoles then mounted an 18-play drive that ended on Rix's incompletion on fourth down from the 5.

Florida State's Chris Davis had a 17-yard touchdown catch on the last play in the final meeting between the schools before Miami joins the Seminoles in the ACC next season.

The game started with a good omen for Florida State when Peattie missed a 22-yard field goal — wide left, just as Xavier Beitia did at the end of last year's 28-27 Seminoles loss.

Nothing else went right for Florida State in the half.

On the next possession, Joel Stein got off a clean punt that was waved off because of a whistle that blew from the Miami section. Jarrell Weaver blocked the second try, setting

up Peattie's 27-yard field goal.

Brian Monroe shanked the ensuing kick-off but even that worked for Miami. Darnell Jenkins raced down the sideline and caught the pop-up kick at the 33 for a most unusual onside kick recovery. Peattie then kicked a 22-yard field goal to make it 6-0.

After Taylor's first interception, Miami drove 75 yards, capped by Berlin's screen pass to Payton that made it 12-0.

Late in the half, Taylor intercepted a floater from Rix, ran down the sideline and hurdled a tackler on his way into the end zone for a 19-0 lead. It was Miami's eighth touchdown return this year.

After Rix fumbled to open the second half, Peattie kicked his third field goal.

SCORE BY QUARTER

Miami	6	13	3	0	22
Florida State	0	0	7	7	14

SCORING SUMMARY

First Quarter

UM - FG Peattie 27, 5:16.

UM - FG Peattie, 22, 3:17.

Second Quarter

UM - Payton 14 pass from Berlin (pass failed), 11:26.

UM - Taylor 50 interception return (Peattie kick), 3:11.

Third Quarter

UM - FG Peattie 19, 11:26.

FSU - Reid 18 pass from Rix (Beitia kick), 4:51.

Fourth Quarter

FSU - Davis 17 pass from Rix (Beitia kick), 0:00.

TEAM STATISTICS

	UM	FSU
First Downs	13	20
Rushes-Yards	34-131	37-61
Passing	181	235
Return Yards	83	3
Comp-Att-Int	15-28-3	20-42-2
Punts	4-40	5-31
Fumbles-Lost	3-2	6-3
Penalties-Yards	10-65	5-35
Time of Possession	28:42	31:18
Attendance		84,336

INDIVIDUAL STATISTICS

RUSHING-UM: Payton 26-97, Parrish 1-17, Geathers 2-11, Berlin 3-4, Moss 2-2. **FSU:** Washington 6-26, Jones 13-15, Dean 2-12, Coleman 2-7, Booker 2-1, Rix 12-0.

PASSING-UM: Berlin 15-28-3-181. **FSU:** Rix 20-42-2-235.

RECEIVING-UM: Winslow 7-106, Payton 2-15, Parrish 2-14, Hill 2-6, Moore 1-35, Beard 1-5. **FSU:** Sam 9-95, Davis 2-28, Robinson 2-21, Booker 2-(minus 1), Thorpe 1-48, Reid 1-18, Washington 1-15, Coleman 1-6, Stovall 1-5.



'03 REVIEW



Game 7 • October 18 • Scott Stadium • Charlottesville, VA

FLORIDA STATE – 19 VIRGINIA – 14

By HANK KURZ Jr.
AP Sports Writer

CHARLOTTESVILLE, Va. — Bobby Bowden isn't chasing Joe Paterno anymore.

Chris Rix threw a 79-yard touchdown pass to Craphonso Thorpe and Xavier Beitia kicked four field goals on October 18th as No. 7 Florida State gave Bowden his 338th career coaching victory, 19-14 over Virginia.

The victory moved the 73-year-old Bowden into a tie with Penn State's Paterno for first place on the Division I-A coaching victories list. The Nittany Lions were off Saturday.

Bowden, in his 28th year at Florida State and 38th as a head coach, got some help from Virginia. The Cavaliers (4-3, 3-2 Atlantic Coast Conference) turned the ball over twice and lost 17 yards when the ball was snapped prematurely on a key late third-down play, the huge loss killing Virginia's chances.

The Seminoles (6-1, 5-0) then ran out the clock, driving inside the Cavaliers 10 as Virginia burned its timeouts before time ran out.

Florida State also won with defense, holding the Cavaliers to minus 5 rushing yards on just nine attempts as Virginia tried to win on the arm of Matt Schaub. He was 39-for-53 for 326 yards and two touchdowns, but was still setting his offense when the biggest snap of the night sailed by.

Until then, the Cavaliers looked poised to take it to the wire.

Alvin Pearman, starting in place of injured Wali Lundy, set a school record with 16 catches for 134 yards for the Cavaliers, and Heath Miller caught nine for 77 yards. Each also pulled in a touchdown pass from Schaub, with Miller's 8-yarder midway through the third quarter making it 16-14.

But Beitia added his fourth field goal, a 39-yarder, later in the quarter and the Seminoles' defense made all the stops it needed at the end.

The Seminoles had a chance to push their lead to eight with 8:39 to play, but Beitia's 38-yard field goal was low and sailed wide left.

Schaub promptly hit Pearman for 14 yards and the Cavaliers were facing a third-and-3 from their 42. Schaub was still setting up the offense and wasn't even looking when the ball suddenly was snapped past him. But the time Schaub slid and covered it, it was for a drive-killing 17-yard loss.

Rix, who was 12-for-25 for 189 yards and no turnovers, then kept the ball on the ground as the Seminoles chewed up the clock and hung on.

The Seminoles went three-and-out on their first series, two-and-gone on their second. Rix hit Thorpe near midfield as cornerback Almondo Curry slipped, and the ACC sprint champion blazed untouched down the right sideline when safety Jay Dorsey inexplicably didn't even hit him.

Virginia drove 92 yards in just over three minutes for its first touchdown late in the first half, Pearman taking a swing pass from Schaub 21 yards with 13 seconds left to make it 13-7.

The throw was Schaub's 33rd of the half, while the Cavaliers ran the ball just four times.

Virginia outgained the Seminoles 222-201 in the half despite having possession for less than 11 minutes, but the turnovers made the difference.

Florida State turned a first-quarter interception by B.J. Ward on a tipped ball at Virginia's 42 and a fumble recovery by Leroy Smith at midfield in the second quarter into field goals by Beitia.

SCORE BY QUARTERS

Florida State	10	3	6	0	19
Virginia	0	7	7	0	14

SCORING SUMMARY

First Quarter	
FSU - Thorpe 79 yd pass from Rix (Beitia kick)	
FSU - Beitia 34 yd field goal	
Second Quarter	
FSU - Beitia 38 yd field goal	
VA - Pearman 21 yd pass from Schaub (Hughes kick)	
Third Quarter	
FSU - Beitia 47 yd field goal	
VA - Miller 8 yd pass from Schaub (Hughes kick)	
FSU - Beitia 39 yd field goal	

TEAM STATISTICS

	FS	VA
First Downs	18	17
Rushes-Yards	45-208	9-25
Passing	189	326
Comp-Att-Int	12-25-0	12-54-1
Return Yards	57	114
Punts-Avg	5-37.2	8-28.5
Fumbles-Lost	1-0	1-1
Penalties-Yards	5-45	5-35
Time of Possession	37:12	22:48
Attendance		62,875

INDIVIDUAL STATISTICS

RUSHING-FSU: Jones 20-96, Washington 13-69, Rix 5-18, Dean 4-12, Coleman 1-3, Booker 1-0; **UVA:** Pearman 7-24, Schaub 1-0
PASSING-FSU: Rix 25-12-0-189-1; **UVA:** Schaub 53-39-1-326-2, Hagans 1-0-0-0-0
RECEIVING-FSU: Thorpe 3-104, PK Sam 2-21, Davis 2-13, L. Sam 1-24, Reid 1-13, Stovall 1-9, Jones 1-3, Washington 1-2; **UVA:** Pearman 16-134, Miller 9-77, Sawyer 4-37, Anderson 4-26, Hagans 2-7, Williams 1-24, Isaiah 1-12, Luzar 1-5, Mines 1-4.



VIRGINIA NOTES...

BOWDEN TIES NO. 1

With the win, Head Coach Bobby Bowden has tied Joe Paterno for first place on the all-time Division I-A victory list with 338 career wins.

BEITIA TIES MARKS

Kicker Xavier Beitia tied his career-long with a 47-yarder in the third quarter. He first hit a 47-yarder vs. UNC in 2002. He also hit a 50-yard FG in his freshman season (2001) in the Gator Bowl win vs. Virginia Tech. Beitia also tied his career-high with four field goals tonight, however all four of tonight's were for 34 yards or more. He also had four FGs (ranging from 20 to 29 yards) in the Colorado win on Sept. 20 and finished the contest scoring a career-high 17 points. Beitia's 38-yard miss in the fourth quarter tonight was his fifth attempt of the game — tying his personal record. He also attempted five (made two) at Wake Forest in 2002.

Beitia went 4-for-5 on field goals and all four were for 34 yards or more. Prior to the game, Beitia's season-long was a 29-yarder in the Colorado game. He is now 9-for-12 for the year and 41-for-54 for his career. With 13 points tonight, Beitia moved into 6th place on FSU's all-time scoring list with 245 points. He surpassed Dave Cappelen (1976-79) who finished his career with 240 points.

MOST SINCE...

UVA's Matt Schaub's 53 passing attempts and 39 completions was the most by an opposing quarterback since Scott Milanovich of Maryland went 46-for-62 in 1995 — which is the most ever by an opposing QB. UVA's Alvin Pearman's 16 receptions is the most by an opposing player since Tory Holt of NC State caught 12 vs. the Seminoles in 1997. Pearman's mark ties the record of 16 catches by Geroy Simon of Maryland in 1995.

6-1 START

Florida State is 6-1 for the first time since the 2000 season when the Seminoles last played in the National Championship game. FSU went 11-2 that year, was the ACC Champion and had a final ranking of No. 5.

THE LAST TIME...

FSU held UVA to just five yards rushing on nine attempts. The last time FSU held an opponent to 50 yards rushing or fewer was vs. Florida in 2000 (-1).

FIRST STARTS

Sophomores Ron Lunford (tight guard) and Brodrick Bunkley (noseguard) and true freshman John Frady (center) all made their first career starts tonight.





'03 REVIEW



Game 8 • October 25 • Doak Campbell Stadium • Tallahassee, FL

FLORIDA STATE – 48 WAKE FOREST – 24

WAKE NOTES... COLLEGE FOOTBALL'S KING

The win over Wake Forest gave FSU head coach Bobby Bowden his 339th career victory, making him the winningest football coach in Division I-A history. Bowden surpassed Penn State's Joe Paterno (338) with the win.

NEW RECORDS

With 159 punt return yards today, sophomore tailback Leon Washington broke a 29-year old Seminole record. The previous record was 137 yards set by Bobby Jackson vs. Virginia Tech on Nov. 16, 1974. The team record for single game punt return yardage was also broken with FSU's 216 yards today. The previous record was 171 yards in that same game vs. Virginia Tech in 1974.

CLINCHED AT LEAST A SHARE

The win over Wake Forest assured the Seminoles at least a share of their 11th ACC title. Prior to this season, since joining the ACC in 1992, FSU has won eight league titles outright and shared two others (with Virginia in 1995 and with Georgia Tech in 1998). FSU is the only undefeated team in ACC play this season.

RIX CONTINUES TO CLIMB

With 339 passing yards in today's win, QB Chris Rix now has 6,469 career passing yards and moved into second place on the FSU Career Passing Yards list. He entered the game in fourth place all-time and passed Danny Kanell (6,372) and Gary Huff (6,378). Chris Weinke is FSU's all-time leader with 9,839 passing yards.

With two passing TDs today, Rix moved into fourth place on FSU's all-time career TD passing list with 50 career touchdowns. He passed Charlie Ward who had 49.

With 362 yards of total offense today, Chris Rix now has 7,280 yards of total offense for his career, moving him into 12th place on the ACC Career Total Offense list. That total stands second on FSU's all-time list.

ISN'T IT IRONIC

With 339 yards passing in three quarters of play today, starting QB Chris Rix helped head coach Bobby Bowden earn career victory #339.

X SETS MARK

Kicker Xavier Beitia, who tied his personal record with four field goals last week at Virginia, recorded his career-long with a 48-yard field goal in today's first quarter. Beitia has hit a 50-yarder but it was in the 2002 Gator Bowl. His previous career-long was 47 yards — a mark he set twice: last week at Virginia and vs. UNC on November 16, 2002.

Oct. 25, 2003

By BRENT KALLESTAD
Associated Press Writer

TALLAHASSEE, Fla. — As the final minutes ticked away, the Florida State crowd started chanting "Bobby Bowden! Bobby Bowden!"

Forty-four years after coaching his first college game, Bowden reached the pinnacle on October 25th.

He became major college football's winningest coach with his 339th career victory and clinched at least a tie for another Atlantic Coast Conference title as sixth-ranked Florida State kept its national title hopes alive with a 48-24 victory over Wake Forest.

"It's just something that happened," said Bowden, who has been reluctant to talk about surpassing longtime coaching friend Joe Paterno of Penn State. "I'm kind of uncomfortable about it because it ain't over. I expect Joe to come back and he will and I'll do the best I can do."

Bouncing back from an 9-5 season a year ago and an 8-4 mark in 2001, Bowden has Florida State aimed toward a 10-win season for the 18th time in his 28 years at the school.

Florida State (7-1, 6-0) holds a two-game lead over several conference schools with only two league games left — Nov. 8 at Clemson and Nov. 15 against North Carolina State. A victory over either would give Florida State the outright championship and an automatic berth in a BCS bowl game.

The Seminoles, 89-5 since joining the ACC in 1992 with 11 titles in 12 seasons, were just too strong for Wake Forest.

They took the lead for good late in the first quarter and built it to 48-17 late in the game to remain perfect against the Demon Deacons in a dozen league showdowns.

The 74-year-old coach was joined on the sidelines at the end of the game by his wife of 54 years, Ann, before a brief game-ending ceremony to salute the achievement.

Junior quarterback Chris Rix, coincidentally matched Bowden's victory total by passing for 339 yards and a pair of scores before leaving the game after the third quarter.

Rix, who also ran for a touchdown, hugged his coach after the record victory.

Rix threw a pair of touchdown passes to Craphonso Thorpe on plays covering 25 yards and 10 yards, the first giving the Seminoles a 27-14 halftime lead.

Wake Forest (4-4, 2-3) did lead briefly, 7-3, in the first quarter when Jason Anderson caught a 38-yard pass from Cory Randolph.

Rix scored on a 1-yard run with 1:38 left in the quarter as the Seminoles regained the lead 10-7 and Leon Washington raced 65 yards with a punt return less than two minutes later to give Florida State a 17-7 advantage.

Washington set a Florida State single-game record with 159 yards on seven punt returns.

Greg Jones' 3-yard TD run gave Florida State a 41-17 lead after three quarters. Xavier Beitia started the scoring with 48-yard field goal and added

a second from 43 yards in the second quarter.

Former walk-on Joey Kaleikini, a senior, caught a 15-yard touchdown pass from Fabian Walker with 3:27 left in the game for his first career touchdown and the Seminoles' final score.

Randolph scored on a 13-yard run with a minute left in the second quarter and Chris Davis scored on a three yard run for Wake Forest with 25 seconds left.

SCORE BY QUARTERS

Wake Forest	7	7	3	7	24
Florida State	10	17	14	7	48

SCORING SUMMARY

First Quarter

FSU - FG Beitia 48, 11:43.
WF - Anderson 38 pass from Randolph (Wisnosky kick), 5:56.
FSU - Rix 1 run (Beitia kick), 1:38.

Second Quarter

FSU - Washington 65 punt return (Beitia kick), 14:45.
FSU - FG Beitia 43, 4:21.
WF - Randolph 13 run (Wisnosky kick), 1:00.
FSU - Thorpe 25 pass from Rix (Beitia kick), :15.

Third Quarter

FSU - Thorpe 10 pass from Rix (Beitia kick), 10:45.
WF - FG Wisnosky 32, 6:38.
FSU - Jones 3 run (Beitia kick), :10.

Fourth Quarter

FSU - Kaleikini 15 pass from Walker (Beitia kick), 3:27.
WF - Davis 3 run (Wisnosky kick), :25.

TEAM STATISTICS

	WFU	FSU
First Downs	16	27
Rushes-Yards	52-230	41-138
Passing	96	367
Return Yards	44	216
Comp-Att-Int	8-15-0	25-40-1
Punts	10-48	4-48
Fumbles-Lost	1-1	2-1
Penalties-Yards	5-52	10-89
Time of Possession	30:30	29:30
Attendance		82,393

INDIVIDUAL STATISTICS

RUSHING-WF: Birgs 14-70, Randolph 16-50, Barelay 16-50, Bryant 1-25, Davis 3-21, Taylor 1-15, team 1-(minus 1). **FSU:** Jones 12-60, Booker 7-33, Washington 6-30, Rix 8-23, Dean 4-12, Coleman 1-3, Walker 1-2, Napier 1-(minus 1), team 1-(minus 24).

PASSING-WF: Randolph 8-14-0-96, Bryant 0-1-0-0. **FSU:** Rix 22-34-1-339, Walker 3-6-0-28.

RECEIVING-WF: Anderson 5-91, Warren 1-4, Davis 1-3, Birgs 1-(minus 2). **FSU:** Thorpe 6-66, Sam 4-66, Booker 4-39, Davis 3-57, Henshaw 2-58, Stovall 2-31, Robinson 2-17, Washington 1-18, Kaleikini 1-15.



Chris Rix



'03 REVIEW



Game 9 • November 1 • Notre Dame Stadium • South Bend, IN FLORIDA STATE – 37 NOTRE DAME – 0

By TOM COYNE
AP Sports Writer

SOUTH BEND, Ind. — Chris Rix got revenge of historic proportion on Notre Dame.

Benched following a loss to the Irish last season, Rix passed for 327 yards and three touchdowns to lead the Seminoles to a 37-0 victory over Notre Dame on Saturday, the second worst home loss in Irish history.

The Seminoles (8-1) did more than win, they showed the Irish once again that they can't compete with the college elite. The Irish, held scoreless at home for the first time since 1978, fell to 2-6 for the first time since 1963.

Craphonso Thorpe had seven catches for 217 yards, including TD catches of 35 and 38 yards to help the Seminoles (8-1), who lost 34-24 last year to the Irish.

The victory was the 340th of Bowden's career, moving him two ahead of Penn State's Joe Paterno.

The Irish are 4-9 since that win, and the 37-point loss, the ninth worst defeat in Notre Dame history, marks the third time the Irish have been routed this season.

Notre Dame lost 45-14 to Southern California two weeks ago and 38-0 to Michigan on Sept. 13. The Irish have been shut out twice in a season for first time since 1960.

The Irish also have been beaten by 31 points or more points 20 times, including four times in their last 10 games.

Rix wasted no time in getting back at the Irish, completing a 38-yard pass to Thorpe on the first play from scrimmage. The pass was the longest of season against the Irish and set up a 40-yard field goal by Xavier Beitia.

It remained the longest pass play of the season until the third play of Florida State's next possession, when Rix threw a 51-yard pass to Thorpe. That set up a 6-yard TD pass from Rix to PK. Sam, which gave the Seminoles a 10-0 lead.

Rix, who completed 17 of 31 passes with three interceptions, then threw a 35-yard TD pass to Thorpe late in the first quarter as Florida State took a 17-0 lead — the most points the Seminoles have scored in the first half this season.

Rix threw three interceptions Saturday, but none of them hurt them. Vontez Duff intercepted Rix's pass and returned it 55 yards to the Florida 9, but the Irish couldn't score as the Seminoles kept Notre Dame from scoring three times inside the 10-yard line.

The Irish, who gave up 31 straight points in the loss to Southern Cal two weeks ago, have been outscored 68-0 at home since late in the first quarter against USC.

Notre Dame managed just one first down on eight possessions in the first half. When Brady Quinn connected with Maurice Stovall for Notre Dame's second first down with 10:47 left in the third quarter, many in the crowd of 80,795 stood and gave a mock cheer.

Later in the quarter the Irish fans were so

quiet the war chant was echoing through the stadium.

Notre Dame has lost three straight at home for just the fifth time ever and for the first time since 1984 under Gerry Faust.

SCORE BY QUARTERS

Florida State	17	6	7	7	37
Notre Dame	0	0	0	0	0

SCORING SUMMARY

First Quarter	
FSU - FG Beitia 40, 10:42.	
FSU - Sam 6 pass from Rix (Beitia kick), 8:01.	
FSU - Thorpe 35 pass from Rix (Beitia kick), :39.	
Second Quarter	
FSU - FG Beitia 44, 9:49.	
FSU - FG Beitia 22, :55.	
Third Quarter	
FSU - Thorpe 38 pass from Rix (Beitia kick), 11:34.	
Fourth Quarter	
FSU - L. Smith 90 interception return (Beitia kick), 8:59.	

TEAM STATISTICS


	FSU	ND
First Downs	18	15
Rushes-Yards	37-98	30-146
Passing	327	175
Comp-Att-Int	17-31-3	20-52-3
Return Yards	133	65
Punts-Avg	4-37	8-41
Fumbles-Lost	3-0	3-0
Penalties-Yards	6-50	8-77
Time of Possession	28:42	31:18
Attendance		80,795

INDIVIDUAL STATISTICS

RUSHING-FSU: Booker 12-35, Washington 4-23, C. Davis 1-21, G. Jones 7-9, Rix 8-6, Sam 1-6, Sims 1-2, Napier 2-(minus 1), team 1-(minus 3). **ND:** J. Jones 18-76, Grant 8-42, Quinn 4-28.

PASSING-FSU: Rix 17-31-3-327. **ND:** Quinn 20-52-3-175.

RECEIVING-FSU: Thorpe 7-217, Sam 2-54, Reid 2-11, Booker 2-(minus 3), Davis 1-24, Washington 1-16, Dean 1-9, G. Jones 1-(minus 1). **ND:** Jenkins 5-73, McKnight 3-23, Stovall 3-21, Fasano 3-18, Jones 2-24, Grant 2-5, Powers-Neal 1-6, Clark 1-5.



Leroy Smith

NOTRE DAME NOTES...

FIRST TIME

With today's win, FSU becomes the first team ever to beat Notre Dame on All Saints' Day. Heading into the game, ND was 13-0-1 in games on November 1st.

A BIG SHUTOUT

Prior to today, the last time the Seminoles recorded a shutout vs. a non-conference opponent was on September 23, 2000 when FSU topped Louisville, 31-0. FSU now has two shutouts this season, including, ironically, also a 37-0 win at UNC in the season-opener. The last time FSU recorded two shutouts in the same season was in 1997 when the Tribe blanked Miami, 47-0, and Georgia Tech, 38-0, but both games were played in Tallahassee. Before this season, the only other time FSU recorded two away-game shutouts in the same season was in 1964 when the Seminoles opened the season with a 14-0 win at Miami and a 10-0 win at Texas Christian. Overall, FSU now has two or more shutouts in the same season 13 times.

The last time the Irish were shutout at Notre Dame Stadium was in 1978 when ND lost 3-0 to Missouri.

Overall, the Seminoles have held an opponent scoreless for three quarters in five games this season, including today's contest. Only Wake Forest, who scored the most points on FSU this season with 24, scored in all four quarters against the Seminoles.

RIX UP TO THREE

With three passing touchdowns today, QB Chris Rix moved into third place on the Florida State all-time career TD pass list. He now has 53 for his career, surpassing Gary Huff (1970-72) who finished his career with 52. He is five away from passing Danny Kanell (1992-95) who had 57.

RIX RECORDS NUMBER SEVEN

With 327 yards in today's game, QB Chris Rix recorded his seventh career 300-yard game and his third of the season. Rix's career-high is 394 yards passing vs. Colorado on September 20, 2003.

CAREER HIGH FOR CRO

Wide receiver Craphonso Thorpe recorded a career-high 217 yards receiving today after rucking up 124 yards in the first quarter alone. It's the second career 200+ yard game (and third 100+) for Thorpe, whose previous career high was 205 yards vs. Colorado on September 20, 2003. The total is the most receiving yards a receiver has ever recorded against Notre Dame.

MOST SEE ACTION

All but 16 Seminoles who are available to play saw action in today's first quarter — that's a total of 56 players in the first quarter.





'03 REVIEW

Game 10 • November 8 • Memorial Stadium • Clemson, SC

FLORIDA STATE – 10 CLEMSON – 26

CLEMSON NOTES...

SPREADING THE WEALTH

FSU has had at least seven different receivers record a reception in every game this season. Chris Rix connected with nine different receivers in the game.

TIGERS ON THE SCORE

Clemson's 26 points is the most allowed by the Florida State defense this season and the most since Georgia scored 26 in the Sugar Bowl on January 1, 2003.

STOVALL SHINES AT CLEMSON

Junior wide receiver Chauncey Stovall had a career-high four receptions for a career-high 131 yards and one touchdown. His 71-yard touchdown reception was also a career long. Stovall became the third different Seminole wide receiver to have a 100-yard receiving game this season. Florida State has had three 100-yard receivers in the last four games.

FABIAN WALKER HAS CAREER NIGHT

Fabian Walker's 11 completions and 21 attempts for 164 yards (all in the fourth quarter) were all career-highs. His 71-yard touchdown pass to Chauncey Stovall was also a career-long completion. Walker came into the game 19-for-29 for 178 yards with two touchdowns on the season.

BACK IN THE LINEUP

Junior offensive guard Bobby Meeks is making his first start since the Miami game on October 11. Senior linebacker Kendyll Pope is making his first start since Virginia on October 18.

TRAILING EARLY

Florida State has only trailed three times this season at the end of the first quarter (Maryland, Georgia Tech and Miami). The Seminoles are 2-1 in those games with the only loss coming against Miami (October 11). Tonight marks the third time this season that Florida State has not scored in the first quarter (Georgia Tech and Miami). The Seminoles only had nine offensive plays in the first quarter, the lowest since taking 15 offensive snaps against Georgia Tech.

TRAILING THE TIGERS

Tonight is the fourth time over the 17 meetings between FSU and Clemson that the Seminoles have gone into the half trailing Clemson. The Seminoles were behind 14-3 at the half in Clemson before winning 17-14. FSU trailed 28-10 in 1989 in Tallahassee and went on to lose 34-23. FSU was behind 14-7 to Clemson in 1988 and won 24-21.

GETTING THE FIRST PICK

Junior Jerome Carter recorded his first career interception tonight. It's his 21st career start.

By PETE IACOBELLI

AP Sports Writer

CLEMSON, S.C. — Tommy Bowden finally got the better of dear old dad.

Charlie Whitehurst threw for one touchdown and ran for another and Clemson likely ended Florida State's national title aspirations with its first victory ever over a top three team, 26-10 Saturday night.

The Tigers (6-4, 4-3 ACC) snapped an 11-game losing streak to the third-ranked Seminoles and gave Tommy Bowden his first win in five tries over his father, Bobby. Fans tore down both goalposts after Clemson's biggest win in years.

Aaron Hunt added four field goals and the Tigers held the Seminoles (8-2, 6-1) to their fewest points of the season and just 11 yards rushing.

This Bowden Bowl wasn't about family reunions or good-natured stories, but about the younger Bowden's job security. The Tigers lost to Wake Forest 45-17 last week, and just about everyone expected Bobby — on his 74th birthday, no less — to show little mercy as his team tried to wrap up the league crown and move closer to a championship game.

But the Tigers played like they didn't want to lose their coach. And the Seminoles never showed the poise and power they usually display.

Chris Rix missed his target on several throws and was intercepted by Tye Hill in the first quarter to end Florida State's only first-half drive inside Clemson territory.

Down 16-0 in the third quarter at Clemson's 30, Rix threw three straight passes nowhere near his receivers and the Seminoles settled for Xavier Beitia's 46-yard field goal. Rix ended 16-for-31 for 194 yards and two interceptions.

Whitehurst continually made the game's biggest plays. A 17-yard pass to Kevin Youngblood led to Hunt's second field goal from 35 yards out and a 6-0 Clemson lead.

With 2:50 to go in the half, Whitehurst led a 65-yard touchdown drive — 51 on a pass to Youngblood. Whitehurst finished it off himself with a 1-yard scoring run with 15 seconds left that made it 13-0.

Whitehurst, the son of former Green Bay quarterback David Whitehurst, lofted a pass to a wide-open Derrick Hamilton for a 58-yard touchdown that gave Clemson a 23-3 lead late in the third quarter.

The Seminoles scored their lone touchdown, a 71-yard reception from backup Fabian Walker to Chauncey Stovall, with 2:14 left — far too late to make a difference.

Many of the same fans chanting "Fire Bowden" last week earlier at Wake Forest stood and cheered as Tommy cross through the swarm of people rushing the field to talk with his father.

Florida State hurt itself with silly penalties. A pass interference call on cornerback Rufus Brown kept one Clemson field goal drive going. Two Clemson series later, Brown was about to be flagged for another interference call when defen-

sive tackle Darnell Dockett ran into Youngblood and was ejected.

Still another Seminoles personal foul gave Clemson a first-and-goal just before Whitehurst's touchdown run.

Florida State had already clinched a tie for its 11th league title in 12 seasons. It can wrap up the conference's spot in the Bowl Championship Series next week against North Carolina State.

Clemson had not beaten Florida State since 1989 when Danny Ford was in his final season with the Tigers.

SCORE BY QUARTERS

Florida State	0	0	3	7	10
Clemson	3	10	10	3	26

SCORING SUMMARY


First Quarter	
CU - FG Hunt 23, 8:25.	
Second Quarter	
CU - FG Hunt 35, 14:56.	
CU - Whitehurst 1 run (Hunt kick), :15.	
Third Quarter	
CU - FG Hunt 32, 6:39.	
FSU - FG Beitia 46, 3:25.	
CU - Hamilton 58 pass from Whitehurst (Hunt kick), 1:23.	
Fourth Quarter	
CU - FG Hunt 37, 8:29.	
FSU - Stovall 71 pass from Walker (Beitia kick), 2:14.	

TEAM STATISTICS

	FSU	CU
First Downs	10	26
Rushes-Yards	17-11	50-152
Passing	358	272
Comp-Att-Int	27-52-2	17-27-1
Return Yards	14	24
Punts-Avg	4-43.4	5-33.8
Fumbles-Lost	3-1	1-0
Penalties-Yards	10-105	7-62
Time of Possession	23:32	36:28
Attendance		81,000

INDIVIDUAL STATISTICS

RUSHING-FSU: Jones 7-12, Washington 3-6, Walker 1-1, Dean 1-0, Rix 5-(minus 8). **CU:** Coleman 12-50, Jasmin 14-50, Whitehurst 19-39, Hamilton 3-12, Currie 1-2, team 1-(minus 1). **PASSING-FSU:** Rix 16-31-2-194, Walker 11-21-0-164. **CU:** Whitehurst 17-27-1-272. **RECEIVING-FSU:** Booker 6-9, Stovall 4-131, Thorpe 4-62, Washington 4-23, Sam 3-21, Reid 2-46, Robinson 1-32, Irons 1-20, Dean 1-9, Carter 1-5. **CU:** Hamilton 6-123, Coleman 5-38, Youngblood 4-80, Baham 1-23, Grant 1-8.



Chauncey Stovall



'03 REVIEW



Game 11 • November 15 • Doak Campbell Stadium • Tallahassee, FL FLORIDA STATE – 50 NC STATE – 44 (2 OT)

By BRENT KALLESTAD
Associated Press Writer

TALLAHASSEE, Fla. — Leon Washington's 12-yard touchdown run gave No. 13 Florida State a 50-44 double-overtime victory over North Carolina State on Saturday, wrapping up the Seminoles' 11th Atlantic Coast Conference title in 12 years.

Florida State (9-2, 7-1) also locked up its fourth BCS game in five years after surviving a brilliant performance by North Carolina State's Philip Rivers.

The ACC's career passing leader, Rivers completed 28 of 38 passes for 422 yards and four touchdowns and ran for another score.

But North Carolina State (7-4, 4-3) gambled and lost in the second overtime. Instead of trying a field goal, the Wolfpack went on fourth-and-1 at the Florida State 16 and Rivers' pass for Jericho Cotchery was broken up by Allen Augustin at the 5.

Then Washington reeled off successive runs of 13 and 12 yards to give the Seminoles the win in their first home overtime game.

Washington finished with 121 yards on 17 carries.

Florida State took a 44-37 lead in the first overtime on 4-yard TD throw by Chris Rix to Crapponso Thorpe, but North Carolina State countered on a 7-yard scoring throw from Rivers to Tramaine Hall.

Regulation play ended when North Carolina State's Derek Morris blocked a 32-yard field goal try by Florida State's Xavier Beitia with only 2 seconds left.

The Seminoles had gotten the ball with 2:13 remaining when the Wolfpack's Brian Clark fumbled after a catch on his own 42.

Beitia had already kicked three field goals for the Seminoles, his last one putting them into a 37-30 advantage midway through the final quarter.

North Carolina State tied it at 37 with 4:06 left on Rivers' 44-yard touchdown pass to Hall. Rix threw two touchdown passes to Thorpe and another to PK. Sam, and Lorenzo Booker raced 71 yards for another score.

Florida State got a huge break in the last minute of the half when T.A. McLendon fumbled on a third down at his own three and the Seminoles' Brodrick Bunkley recovered. After a run for no gain and a penalty, Rix zipped a 7-yard scoring pass to Thorpe to make it 20-17 at halftime.

The Wolfpack had taken a 20-10 lead, in part benefiting from a couple officiating calls. Florida State was called for holding on a fourth down punt, giving the 'Pack a first down at its 42.

Six plays later, Cotchery's second touchdown on a short pass from Rivers was allowed although he fumbled right at the goal line.

Rix's 12th interception of the season resulted in a 43-yard touchdown return by 285-pound Wolfpack tackle Alan Hallaway. Under pressure, Rix threw the ball across the field right to Hallaway, who then brushed off the quarterback on his way to the end zone.

Cotchery made 10 catches for 135 yards and

two touchdowns in the game.

SCORE BY QUARTERS

NC State	14	6	10	7	7	0	44
Florida State	7	10	17	3	7	6	50

SCORING SUMMARY

First Quarter	
FSU - Jones 6 run (Beitia kick), 6:47.	
NCS - Cotchery 17 pass from Rivers (Kiker kick), 4:25.	
NCS - Hallaway 43 interception return (Kiker kick), 2:51.	
Second Quarter	
FSU - FG Beitia 36, 8:28	
NCS - Cotchery 7 pass from Rivers (kick failed), 2:08.	
FSU - Thorpe 8 pass from Rix (Beitia kick), -23.	
Third Quarter	
FSU - FG Beitia 25, 9:22.	
NCS - FG Kiker, 20, 5:18.	
FSU - Booker 71 run (Beitia kick), 4:18.	
NCS - Rivers 6 run (Kiker kick), 2:56.	
FSU - PK. Sam 15 pass from Rix (Beitia kick), 1:39.	
Fourth Quarter	
FSU - FG Beitia 24, 7:19.	
NCS - Hall 44 pass from Rivers (Deraney kick), 4:06.	
First Overtime	
FSU - Thorpe 4 pass from Rix (Beitia kick).	
NCS - Hall 7 pass from Rivers (Deraney kick).	
Second Overtime	
FSU - Washington 12 run.	

TEAM STATISTICS

	NCS	FSU
First Downs	20	25
Rushes-Yards	35-92	43-272
Passing	422	183
Return Yards	41	4
Comp-Att-Int	28-39-0	15-32-1
Punts	3-36	5-46
Fumbles-Lost	3-3	0-0
Penalties-Yards	8-67	3-20
Time of Possession	29:52	30:08
Attendance		83,854

INDIVIDUAL STATISTICS

RUSHING-NCS: McLendon 21-51, Rivers 11-27, Cotchery 1-12, Davis 1-2, team 1-0. **FSU:** Washington 17-121, Jones 17-81, Booker 3-72, Thorpe 1-5, Coleman 1-0, Rix 4-(minus 7).
PASSING-NCS: Rivers 28-38-0-422, McLendon 0-1-0-0, FSU: Rix 15-32-1-183.
RECEIVING-NCS: Cotchery 10-135, T.Hall 10-126, Clark 3-90, Williams 3-66, McLendon 2-5. **FSU:** Thorpe 5-76, PK. Sam 5-61, Coleman 1-14, Chr.Davis 1-13, Jones 1-8, Stovall 1-8, Reid 1-3.



Leon Washington

NC STATE NOTES...

IT'S OURS

With today's win, Florida State has earned its ninth outright ACC title in its 12 years in the league. Overall, FSU has either won outright or shared 11 ACC titles in the past 12 seasons.

OVERTIME GAMES

Today's game was just the second ever overtime game for Florida State and the first ever played at Doak Campbell Stadium. FSU is now 1-1 in overtime games.

SCORING, SCORING AND MORE SCORING

Ironically, the last time FSU was involved in a game where the combined score was 94 was on September 16, 1995 when the Seminoles defeated NC State by a score of 77-17 in Doak Campbell Stadium. The last time FSU allowed an opponent to score 44 or more points was in the 1996 National Championship game at the Sugar Bowl when Florida defeated FSU 52-20 on Jan. 2, 1997. The last time an opponent scored 44 or more points at Doak Campbell Stadium was 46 points by East Carolina on Sept. 3, 1984. FSU won 47-46.

ON THE RUN

For the first time this season, FSU had three running backs record 70 or more rushing yards in a single game. Led by Leon Washington's 121 yards, Greg Jones had 81 and Lorenzo Booker 72. Before today, the last time FSU had this occur was vs. Virginia in 2001 when Greg Jones (107), Eric Shelton (95) and Nick Maddox (76) combined for 278 yards. FSU had a season-high 272 yards rushing in today's game. The last time FSU rushed for more than that was vs. Miami on October 12, 2002 when the Tribe recorded 296 yards rushing.

LEON HITS CENTURY MARK

Sophomore tailback Leon Washington recorded a season-high 121 yards rushing to earn his second career 100-yard rushing game. His career high is 134 yards vs. Florida last year.

THANKS DEFENSE

The Florida State defense has forced at least two turnovers in nine games this season, including today's contest. As a result, the FSU offense has scored 13 times off of those turnovers, including two offensive scores off turnovers in four games.

BOOKER BOOKED IT

Freshman Lorenzo Booker's 71-yard touchdown run is the longest rush by an FSU player since Davy Ford scored an 82-yard touchdown in the fourth quarter of the 2000 Clemson game. It is also the longest run by a freshman since Travis Minor had an 87 yard TD run vs. Virginia on October 25, 1997 on the first play of the game.





'03 REVIEW

Game 12 • November 29 • Ben Hill Griffin Stadium • Gainesville, FL

FLORIDA STATE – 38

FLORIDA – 34



FLORIDA NOTES...

RUNNING DOWN HILL IN THE FIRST HALF

FSU's 102 yards rushing in the first half is the most since the second game of the season when the Seminoles rushed for 147 yards against Maryland (9/6) in the opening 30 minutes.

MOST POINTS IN GAINESVILLE

Florida State's 38 points against the Gators as the most points the Seminoles have scored in Gainesville. The previous high had been 37 points during the 1977 contest. This is also Florida State's first victory at Ben Hill Griffin Stadium since 1999 when the Seminoles prevailed 30-23.

DOUBLE-DIGIT VICTORIES

The win over the Gators gives Florida State a 10-2 record on the year. It is the Seminoles' first 10-win season since the 2000 campaign when they posted an 11-2 record. Under coach Bobby Bowen, Florida State has amassed 18 double-digit win seasons.

SCHOOL RECORD FOR KICK RETURN YARDS

Leon Washington's 28-yard kickoff return in the fourth quarter helped Florida State set the school record for team return yards (215) in a single game. The previous record was 209 against Florida on November 28, 1992 in Tallahassee.

4TH QUARTER TOUCHDOWNS

The pair of touchdowns by the Seminoles — a one-yard rush by Chris Rix and a 52-yard pass from Rix to PK Sam — are their first two touchdowns in the 4th quarter since the Miami contest on October 11. In that game, Rix threw a pair of touchdown strikes to Chris Davis and Willie Reid in the final stanza against the Hurricanes.

FOURTH QUARTER COMEBACKS

The fourth-quarter comeback by Florida State — a one-yard run by Rix and a 52-yard pass to PK Sam — is its second of the season. The first of the year came versus Georgia Tech on September 13. Both instances have included a touchdown run by Chris Rix and a touchdown pass to Sam. Against the Yellow Jackets, Rix ran for a three-yard score and threw a five yard strike to Sam.

NEWCOMERS TO THE SCORING COLUMN

Three of Florida State's touchdowns were produced by players who crossed the goal line for the first time in their career (Dominic Robinson, Matt Henshaw and Pat Watkins).

By EDDIE PELLIS

AP Sports Writer

GAINESVILLE, Fla. — P.K. Sam ran a twisting, whirling, falling-down pass route for a 52-yard touchdown that lifted Florida State to a 38-34 victory over Florida November 29th.

Sam's catch with 55 seconds remaining pushed No. 9 Florida State (10-2) to the 10-win plateau for the first time since 2000. No. 11 Florida (8-4) had its five-game winning streak halted, along with any hopes of sneaking into the Southeastern Conference title game.

The last touchdown, the third TD throw of the day for Chris Rix, was a thrilling climax to a game that had a bit of everything — great plays and back-and-forth scoring.

The lead changed hands four times in the fourth quarter. With 2:55 left, Florida went ahead 34-31 on Ben Troupe's 26-yard touchdown catch from Chris Leak in the back of the end zone. Troupe got one foot down; the official stared hard at the play, and initially brought his arms to the side, as though he were going to call it incomplete. But he raised his hands to signal a touchdown.

Indeed, it was a barnburner, a game that will be debated and rehashed for years to come, although there's no changing the result now. The Seminoles defeated their archrivals for the fifth time in six years. They are ACC champions and will go into their BCS bowl on a high.

The Gators, meanwhile, won't make it to the SEC title game next week. Tennessee's win over Kentucky made it almost impossible, and Florida's loss itself ended all hope. The honor, instead, will officially go to Georgia on Sunday. Florida still has a chance to make it to Atlanta, on Jan. 2, if Peach Bowl representatives offer them a bid, as expected.

Whatever their bowl, the Gators will have more than a month to stew over this heartbreaking loss.

Who were the stars? It's hard to list them all.

For FSU, Rix threw for 256 yards on only 19 attempts. Dominic Robinson caught five passes for 102 yards, nicely filling the hole left when leading receiver Craphonso Thorpe was lost for the year earlier this month. Linebacker Pat Watkins returned a fumble 25 yards for a touchdown to tie the game at 24 late in the third quarter.

Florida had its share of great performances, too. Troupe caught two touchdowns and finished with 121 yards receiving. Leak threw for 273 yards and caught a 30-yard pass from Andre Caldwell, one of several Florida gadget plays that worked. Cornerback Keivan Ratliff basically sealed his All-American status, scooping a fumble and going 77 yards for his fourth touchdown of the season and a 24-17 lead.

SCORE BY QUARTERS

Florida State	7	10	7	14	38
Florida	3	3	18	10	34

SCORING SUMMARY

First Quarter	
UF - FG Leach 47, 6:05.	
FSU - Robinson 35 pass from Rix (Beitia kick), 1:46.	
Second Quarter	
FSU - FG Beitia 28, 7:31.	
UF - FG Leach 47, 5:31.	
FSU - Henshaw 20 pass from Rix (Beitia kick), 5:02.	
Third Quarter	
UF - Troupe 25 pass from Leak (Leak run), 13:25.	
UF - FG Leach 42, 7:44.	
UF - Ratliff 77 fumble return (Leach kick), 6:10.	
FSU - Watkins 25 fumble return (Beitia kick), 2:49.	
Fourth Quarter	
UF - FG Leach 28, 8:01.	
FSU - Rix 1 run (Beitia kick), 5:01.	
UF - Troupe 26 pass from Leak (Leach kick), 2:50.	
FSU - Sam 52 pass from Rix (Beitia kick), :55.	

TEAM STATISTICS


	FSU	UF
First Downs	22	21
Rushes-Yards	43-134	34-142
Passing	256	303
Comp-Att-Int	14-19-0	23-37-0
Return Yards	25	92
Punts-Avg	4-40.0	2-38.5
Fumbles-Lost	4-1	1-1
Penalties-Yards	5-35	6-42
Time of Possession	32:35	27:25
Attendance		90,407

INDIVIDUAL STATISTICS

RUSHING-FSU: Washington 15-65, Jones 9-42, Booker 11-39, Davis 1-(minus 5), Rix 7-(minus 7). **UF:** Carthon 13-62, Leach 9-48, Fason 8-21, Kight 1-7, Wynn 2-2, Brown 1-2.

PASSING-FSU: Rix 14-19-0-256. **UF:** Leach 22-36-0-273, Caldwell 1-1-0-30.

RECEIVING-FSU: Robinson 5-102, Sam 3-84, Carter 1-34, Henshaw 1-20, Davis 1-9, Washington 1-5, Jones 1-5, Booker 1-(minus 3). **UF:** Perez 5-45, Troupe 4-121, Kight 3-55, Caldwell 3-22, Carthon 3-16, Fason 2-7, Small 2-7, Leach 1-30.



Chris Rix



'03 REVIEW



Game 13 • January 1 • The Orange Bowl • Miami, FL

FLORIDA STATE — 14 MIAMI — 16

By MARK LONG
AP Sports Writer

MIAMI (AP) — Jarrett Payton ran for 131 yards, Jon Peattie kicked three field goals and Miami shut out the Seminoles in the second half to give the Hurricanes a 16-14 win in the Orange Bowl on Thursday night.

It was No. 10 Miami's fifth consecutive victory in the heated series — its longest winning streak since 1957. No. 9 Florida State lost consecutive bowl games for the first time since the 1979 and 1980 seasons.

Like several other memorable games in this storied rivalry, the outcome was decided by a kicker.

Not only did Peattie hit a career-long 51-yarder to give the Hurricanes the lead in the third quarter, but Florida State's Xavier Beitia missed a 39-yarder with 5:30 to play.

And yes, it was wide right.

"I missed it," Beitia said. "There's nothing else to say. I didn't make the kick. What is there to say? I didn't make the kick. Nothing else to say. There were seven minutes left. I didn't make the kick."

It was the fifth time a Florida State kicker has missed a decisive kick in this rivalry. Beitia also missed a 43-yarder wide left against Miami as time expired in 2002, and the Hurricanes won 28-27.

"We've got something on their kicker," Miami linebacker Jonathan Vilma said. "I don't know what it is, but I'm glad we got it."

Added linebacker D.J. Williams: "It feels great to beat anyone, but it's especially sweet to beat your biggest rival. Maybe it's a mystique, some kind of a curse. I know it's always in the back of their kicker's mind."

Miami (11-2) sealed the latest victory with a defensive stand with less than two minutes to play. Chris Rix's final pass fell incomplete. Rix was 2-of-12 for 18 yards in the second half — another poor performance against Miami.

He threw two interceptions in the first meeting.

"What you had was two great defenses there, and it really came down to who made the fewest mistakes is going to win," Florida State coach Bobby Bowden said. "If we'd kicked that ball through the goal post, we'd have been all right."

This game wasn't as close as the final score indicated. The Hurricanes outgained Florida State 375 yards to 206 yards and scored the final 13 points. They also finished with 218 yards rushing.

Payton provided many of the big plays on offense, and Sean Taylor, Vince Wilfork and others did the damage on defense.

But Peattie was equally effective.

His 51-yarder came a play after Miami punted. Florida State (10-3) was penalized 5 yards for illegal substitution, moving the Hurricanes into field-goal range.

Peattie also connected from 32 and 44 yards. He had one blocked from 45 yards with 2:18 remaining, but it didn't matter. Miami set up the attempt when D.J. Williams ran 31 yards on a fake punt on fourth-and-1 from Miami's own 32.

"That was really a great call," Bowden said. "It was a gutsy call."

It was the second of three meetings in less than 11 months between the in-state rivals. Miami beat Florida State 22-14 in October, and they are scheduled to open the 2004 season in Miami — the Hurricanes' first game as a member of the Atlantic Coast Conference.

No one wanted this rematch in the Orange Bowl. And when the Bowl Championship Series announced the pairings early last month, coaches, players and fans were disappointed.

But once the initial shock wore off, everyone realized what they were getting — an intense rivalry game between two of college football's top programs.

The game certainly proved that.

Trailing 14-10, the Hurricanes were in position to take the lead before halftime with the ball at the 13. But the Seminoles sacked Brock Berlin on consecutive plays — the first sacks against Miami in the last five meetings.

Miami settled for Peattie's second field goal and a 14-13 deficit at the break.

Peattie opened the scoring with a 32-yarder on the first possession.

Florida State scored touchdowns on consecutive possessions in the second quarter to take a 14-3 lead. Lorenzo Booker took a direct snap and ran around the right end for a 10-yard score on the first play of the second quarter.

Four plays after an 8-yard punt by Brian Monroe, Greg Jones ran up the middle for 24 yards and set up Chris Rix's 7-yard touchdown pass to Matt Henshaw. Jones broke through the line, eluded two linebackers and then ran over All-America safety Sean Taylor at the 15.

The Hurricanes scored on the ensuing possession — behind more strong runs by Payton — to make it 14-10. Payton turned the corner on the left side and gained 46 yards, then had runs of 6 and 2 yards to set up Tyrone Moss' 3-yard touchdown.

Payton ran for 97 yards in the first meeting, which was played on a sloppy field in Tallahassee. He did most of damage then between the tackles. He was more effective Thursday night outside, showing a rare burst of speed.

"It's not like they beat the heck out of us or we beat the heck out of them," Bowden said. "One play. They made one more than we did. That doesn't have to necessarily be a kick. ... Those two teams tonight are about as evenly matched as two teams can be."

SCORE BY QUARTERS

Miami	3	10	3	0	16
Florida State	0	14	0	0	14

SCORING SUMMARY

First Quarter	
UM - FG Peattie 32, 11:32.	
Second Quarter	
FSU - Booker 9 run (Beitia kick), 14:54.	
FSU - Henshaw 7 pass from Rix (Beitia kick), 8:41.	
UM - Moss 3 run (Peattie kick), 5:34.	
UM - FG Peattie 44, 0:00.	
Third Quarter	
UM - FG Peattie 51, 10:19.	

TEAM STATISTICS

	UM	FSU
First downs	16	10
Total Net Yards	375	206
Rushes-yards	48-218	32-110
Passing	157	96
Punt Returns	3-23	1-6
Kickoff Returns	3-63	4-66
Interceptions Ret.	1(-3)	2-31
Comp-Att-Int	14-29-2	6-19-1
Sacked-Yards Lost	2-13	1-7
Punts	5-25.2	7-43.6
Fumbles-Lost	2-1	2-1
Penalties-Yards	5-40	10-85
Time of Possession	36:08	23:52
Attendance		76,739

INDIVIDUAL STATISTICS

RUSHING-UM: Payton 22-131, D.J. Williams 1-31, Moss 15-31, Berlin 6-12, Parrish 1-7, Geathers 1-6, Hester 1-2, team 1-(minus 2). **FSU:** Jones 6-38, Booker 8-25, Washington 9-20, Rix 5-13, Coleman 2-9, Davis 1-5, Dean 1-0.

PASSING-UM: Berlin 14-29-2-157. **FSU:** Rix 6-19-1-96.

RECEIVING-UM: Winslow 5-48, Geathers 4-41, Moore 3-52, Hill 1-10, Everett 1-6. **FSU:** Stovall 4-79, Sam 1-10, Henshaw 1-7.





'03 REVIEW

ACC Final Statistics

FINAL 2003 STANDINGS

TEAM	ACC GAMES						OVERALL							
	W	L	FOR	OPP	HM	RD	W	L	FOR	OPP	HM	RD	NU	STREAK
Florida State	7	1	269	138	4-0	3-1	10	3	419	219	5-1	5-1	0-1	Lost 1
Maryland	6	2	220	159	4-0	2-2	10	3	406	206	6-0	3-3	1-0	Won 5
Clemson	5	3	212	168	4-0	1-3	9	4	367	250	6-1	2-3	1-0	Won 4
NC State	4	4	256	250	3-1	1-3	8	5	489	385	6-1	1-4	1-0	Won 1
Virginia	4	4	187	164	3-1	1-3	8	5	364	265	5-1	2-4	1-0	Won 3
Georgia Tech	4	4	151	178	3-1	1-3	7	6	274	266	4-2	2-4	0-0	Lost 2
Wake Forest	3	5	242	236	2-2	1-3	5	7	335	357	3-4	2-3	0-0	Lost 3
Duke	2	6	139	265	1-3	1-3	4	8	210	343	3-4	1-4	0-0	Won 1
North Carolina	1	7	184	322	1-3	0-4	2	10	317	459	1-5	1-5	0-0	Lost 2

FIRST TEAM – DEFENSE

DL	Darnell Dockett, Sr.	Florida State
DL	Eric Henderson, So.	Georgia Tech
DL	Randy Starks, Jr.	Maryland
DL	Matt Zielinski, Sr.	Duke
LB	Keyaron Fox, Sr.	Georgia Tech
LB	Michael Boulware, Sr.	Florida State
LB	Leroy Hill, Jr.	Clemson
DB	James Butler, Jr.	Georgia Tech
DB	Stanford Samuels, Sr.	Florida State
DB	Eric King, Jr.	Wake Forest
DB	Andre Maddox, Jr.	NC State
P	Ryan Plackemeier, So.	Wake Forest

SECOND TEAM – DEFENSE

DL	Eric Moore, Jr.	Florida State
DL	Chris Canty, Jr.	Virginia
DL	Kevin Eli, Jr.	Maryland
DL	Donnell Washington, Jr.	Clemson
LB	D'Qwell Jackson, So.	Maryland
LB	Ryan Fowler, Sr.	Duke
LB	Pat Thomas, Jr.	NC State
DB	Dexter Reid, Sr.	North Carolina
DB	Domonique Foxworth, Jr.	Maryland
DB	Madieu Williams, Sr.	Maryland
DB	Terrell Smith, Sr.	Duke
P	Adam Podlesh, Fr.	Maryland

HONORABLE MENTION: DL: John McCargo, Fr., NC State; Travis Parker, So., Georgia Tech. LB: Darryl Blackstock, So., Virginia; Daryl Smith, Sr., Georgia Tech; John Leake, Sr., Clemson. DB: Justin Miller, So., Clemson; Jamal Fudge, So., Clemson; Curome Cox, Sr., Maryland; **Jerome Carter, Jr., Florida State**; Dennard Wilson, Sr., Maryland; Jamaine Winborne, Sr., Virginia; Michael Waddell, Sr., North Carolina.

ACC SUPERLATIVES

Coach of the Year..... Tommy Bowden, Clemson
 Rookie of the Year..... Reggie Ball, Georgia Tech
 Offensive Player of the Year.... Philip Rivers, NC State
Defensive Player of the Year .. Darnell Dockett, FSU
 Player of the Year..... Philip Rivers, NC State
 Jacobs Blocking Trophy..... Elton Brown, Virginia
 Tatum Award..... Chris Douglas, Duke
 Piccolo Award..... Kevin Bailey, Virginia

FIRST TEAM – OFFENSE

QB	Philip Rivers, Sr.	NC State
RB	Chris Douglas, Sr.	Duke
RB	P.J. Daniels, So.	Georgia Tech
WR	Jerricho Cotchery, Sr.	NC State
WR	Craphonso Thorpe, Jr.	Florida State
TE	Heath Miller, So.	Virginia
OT	Alex Barron, Jr.	Florida State
OT	Sean Locklear, Sr.	NC State
OG	C.J. Brooks, Jr.	Maryland
OG	Tyson Clabo, Sr.	Wake Forest
C	Hugh Reilly, Sr.	Georgia Tech
PK	Nick Novak, Jr.	Maryland
SP	Steve Suter, Jr.	Maryland

SECOND TEAM – OFFENSE

QB	Matt Schaub, Sr.	Virginia
RB	Chris Barclay, So.	Wake Forest
RB	Wali Lundy, So.	Virginia
WR	Jonathan Smith, Sr.	Georgia Tech
WR	Derrick Hamilton, Jr.	Clemson
TE	Jeff Dugan, Sr.	Maryland
OT	Mark Moroz, Sr.	Wake Forest
OT	Gregory Walker, Sr.	Clemson
OG	Elton Brown, Jr.	Virginia
OG	Jeb Terry, Sr.	North Carolina
C	David Castillo, Jr.	Florida State
PK	Connor Hughes, So.	Virginia
SP	Derrick Hamilton, Jr.	Clemson

HONORABLE MENTION: QB: Charlie Whitehurst, So., Clemson. WR: Jarwarski Pollock, Jr., North Carolina; Kevin Youngblood, Gr., Clemson. TE: J.P. Foschi, Sr., Georgia Tech; T.J. Williams, So., NC State. OT: Willie McNeill, Jr., North Carolina. OG: **Matt Meinrod, So., Florida State**; Cedric Johnson, Jr., Clemson; Leroy Harris, Fr., NC State. C: Kyle Schmitt, Jr., Maryland; Jed Paulsen, Jr., NC State.



'03 REVIEW



2003 ACC INDIVIDUAL STATISTICS

RUSHING

Player, School	G	Att	Yds	Avg	Lg	TD	PG
P.J. Daniels, So., GaT	13	283	1447	5.1	61	10	111.3
Chris Barclay, So., WF	12	235	1192	5.1	74	12	99.3
Chris Douglas, Sr., Duke	12	236	1138	4.8	50	6	94.8
Wali Lundy, So., UVa	12	227	929	4.1	25	10	77.4
Bruce Perry, Sr., Md	10	147	713	4.9	80	6	71.3
Josh Allen, So., Md	13	186	922	5.0	80	8	70.9
Ronnie McGill, Fr., UNC	12	128	654	5.1	66	7	54.5
Alvin Pearman, Jr., UVa	13	134	643	4.8	51	4	49.5
Duane Coleman, So., CU	13	133	619	4.7	50	2	47.6
Greg Jones, Sr., FSU	13	144	618	4.3	53	7	47.5
Chad Jasmin, Sr., CU	13	112	523	4.7	31	9	40.2
Cory Randolph, So., WF	12	94	404	4.3	41	5	33.7
Darian Durant, Jr., UNC	12	91	396	4.4	63	6	33.0
Cornelius Birgs, So., WF	11	103	344	3.3	25	5	31.3
Jacque Lewis, Jr., UNC	12	61	374	6.1	56	1	31.2

RECEPTIONS

Player, School	G	Rec	Yds	Lg	TD	Avg	PG
Jerricho Cotchery, Sr., NCS	13	86	1369	80	10	15.9	6.62
Jonathan Smith, Sr., GaT	13	78	1138	65	5	14.6	6.00
Jarwarski Pollock, Jr., UNC	12	71	745	53	1	10.5	5.92
Kevin Youngblood, Sr., CU	13	70	897	51	2	12.8	5.38
Heath Miller, So., UVa	13	70	835	52	6	11.9	5.38
Tramain Hall, So., NCS	13	69	799	57	7	11.6	5.31
Alvin Pearman, Jr., UVa	13	63	518	49	4	8.2	4.85
Derrick Hamilton, Jr., CU	13	62	1026	70	10	16.5	4.77
Craphonso Thorpe, Jr., FSU	11	51	994	79	11	19.5	4.64
Airese Currie, Jr., CU	10	43	560	72	4	13	4.30

RECEIVING YARDAGE

Player, School	G	Rec	Yds	Lg	TD	Avg	PG
Jerricho Cotchery, Sr., NCS	13	86	1369	80	10	15.9	105.3
Craphonso Thorpe, Jr., FSU	11	51	994	79	11	19.5	90.4
Jonathan Smith, Sr., GaT	13	78	1138	65	5	14.6	87.5
Derrick Hamilton, Jr., CU	13	62	1026	70	10	16.5	78.9
Kevin Youngblood, Sr., CU	13	70	897	51	2	12.8	69.0
Heath Miller, So., UVa	13	70	835	52	6	11.9	64.2
Jason Anderson, Jr., WF	12	44	751	79	6	17.1	62.6
Jarwarski Pollock, Jr., UNC	12	71	745	53	1	10.5	62.1
Tramain Hall, So., NCS	13	69	799	57	7	11.6	61.5

PASSING EFFICIENCY

(minimum 15 attempts per game)

Player, School	G	Att	Cmp	Int	Pct	Yds	TD	Eff
Philip Rivers, Sr., NCS	13	483	348	7	72	4491	34	170.5
Scott McBrien, Sr., Md	13	314	173	6	55.1	2672	19	142.7
Matt Schaub, Sr., UVa	11	403	281	10	69.7	2952	18	141.0
Chris Rix, Jr., FSU	13	382	216	13	56.5	3107	23	137.9
Charlie Whitehurst, So., CU	13	465	288	13	61.9	3561	21	135.6
Darian Durant, Jr., UNC	12	389	234	10	60.2	2551	18	125.4
Cory Randolph, So., WF	12	246	144	10	58.5	1773	8	121.7
Reggie Ball, Fr., GaT	13	350	181	11	51.7	1996	10	102.8
Mike Schneider, Fr., DU	10	208	97	6	46.6	1220	4	96.5

TOTAL OFFENSE

Player, School	GP	Run	Pass	Tot	Ply	PPTD	RPG
Philip Rivers, Sr., NCS	13	109	4491	4600	561	8.2	353.8
Charlie Whitehurst, So., CU	13	45	3561	3606	557	8.2	277.4
Matt Schaub, Sr., UVa	11	-23	2952	2929	429	6.8	266.3
Chris Rix, Jr., FSU	13	130	3107	3237	471	6.9	249.0
Darian Durant, Jr., UNC	12	396	2551	2947	480	6.1	245.6
Scott McBrien, Sr., Md	13	259	2672	2931	396	7.4	225.5
Reggie Ball, Fr., GaT	13	384	1996	2380	489	4.9	183.1
Cory Randolph, So., WF	12	404	1773	2177	340	6.4	181.4
Mike Schneider, Fr., DU	10	181	1220	1401	292	4.8	140.1
P.J. Daniels, So., GaT	13	1447	0	1447	283	5.1	111.3

ALL-PURPOSE YARDAGE

Player, School	G	Run	Rec	PR	KR	Yds	PG
Derrick Hamilton, Jr., CU	13	111	1026	218	380	1735	133.5
Jonathan Smith, Sr., GaT	13	45	1138	364	22	1569	120.7
Chris Douglas, Sr., DU	12	1138	212	0	93	1443	120.2

P.J. Daniels, So., GaT	13	1447	88	0	0	1535	118.1
Chris Barclay, So., WF	12	1192	53	0	149	1394	116.2
Jerricho Cotchery, Sr., NCS	13	32	1369	0	0	1401	107.8
Alvin Pearman, Jr., UVa	13	643	518	38	128	1327	102.1
Steve Suter, Jr., Md	12	58	471	334	351	1214	101.2
Tramain Hall, So., NCS	13	142	799	202	160	1303	100.2
Wali Lundy, So., UVa	12	929	253	0	0	1182	98.5

SCORING

Player, School	G	TD	TDr	Tdp	TDrt	XPT	FG	Pts	PG
Nick Novak, Jr., Md	13	0	0	0	0	38-42	24-32	110	8.5
Connor Hughes, So., UVa	13	0	0	0	0	40-40	23-25	109	8.4
Xavier Beitia, Jr., FSU	13	0	0	0	0	50-51	19-25	107	8.2
Aaron Hunt, Sr., CU	13	0	0	0	0	38-42	18-26	92	7.1
Adam Kiker, Sr., NCS	13	0	0	0	0	56-59	12-17	92	7.1
Wali Lundy, So., UVa	12	14	10	4	0	0-0	0-0	84	7.0
Dan Burnett, Sr., GaT	13	0	0	0	0	28-29	17-21	79	6.1
Craphonso Thorpe, Jr., FSU	11	11	0	11	0	0-0	0-0	66	6.0
Chris Barclay, So., WF	12	12	12	0	0	0-2	0-0	72	6.0
Dan Orner, Sr., UNC	12	0	0	0	0	33-33	12-16	69	5.8

FIELD GOALS

Player, School	G	FG	FGA	LG	Pct	PG
Nick Novak, Jr., Md	13	24	32	54	75.0	1.85
Connor Hughes, So., UVa	13	23	25	53	92.0	1.77
Xavier Beitia, Jr., FSU	13	19	25	48	76.0	1.46
Aaron Hunt, Sr., CU	13	18	26	44	69.2	1.38
Dan Burnett, Sr., GaT	13	17	21	48	81.0	1.31
Dan Orner, Sr., UNC	12	12	16	51	75.0	1.00
Adam Kiker, Sr., NCS	13	12	17	41	70.6	0.92
Brent Garber, Sr., DU	12	7	12	54	58.3	0.58
Matt Brooks, Jr., DU	11	6	9	44	66.7	0.55
Ryan Plackemeier, So., WF	12	5	7	43	71.4	0.42
Matt Wisnosky, So., WF	12	3	5	44	60.0	0.25

PUNTING AVERAGE

Player, School	G	Punt	Yds	LG	120	Avg
Ryan Plackemeier, So., WF	12	57	2600	67	11	45.6
Austin Herberdt, Sr., NCS	13	53	2265	76	18	42.7
Adam Podlesh, Fr., Md	13	53	2241	63	22	42.3
Jesse Stein, Fr., FSU	13	57	2401	58	16	42.1
Trey McDonald, Jr., DU	12	55	2236	56	15	40.7
Colc Chason, Fr., CU	13	58	2238	50	19	38.6
Tom Hagan, So., UVa	13	63	2193	56	18	34.8

KICKOFF RETURNS

(minimum 1.2 returns per game)

Player, School	G	Ret	Yds	Lg	TD	Avg
Michael Waddell, Sr., UNC	11	15	475	97	1	31.7
Senterrio Landrum, Jr., Duke	12	25	709	63	0	28.4
Mike Mason, Fr., UNC	12	25	651	96	1	26.0
Justin Miller, So., Clem	13	17	417	41	0	24.5
Antonio Cromartie, Fr., FSU	13	24	568	62	0	23.7
Steve Suter, Jr., Md	12	15	351	67	0	23.4
Kenny Scott, Fr., GaT	13	35	779	90	0	22.3
Willie Idlette, Fr., WF	12	20	410	39	0	20.5
Lamont Reid, Jr., NCS	11	14	275	39	0	19.6

PUNT RETURNS

(minimum 1.2 returns per game)

Player, School	G	Ret	Yds	Lg	TD	Avg
Jonathan Smith, Sr., GaT	13	31	364	80	2	11.7
Tramain Hall, So., NCS	13	19	202	83	2	10.6
Marques Hagan, So., UVa	13	28	269	53	0	9.6
Steve Suter, Jr., Md	12	37	334	76	2	9.0
Derrick Hamilton, Jr., CU	13	29	218	58	0	7.5
Willie Idlette, Fr., WF	12	21	146	50	1	7.0
Lance Johnson, Jr., Duke	12	21	105	24	0	5.0

INTERCEPTIONS

Player, School	G	Int	Yds	Lg	TD	Avg
Almondo Curry, Sr., UVa	13	6	133	58	1	0.46
James Butler, Jr., GaT	13	5	18	17	0	0.38
Jamaal Fudge, So., CU	13	4	66	45	0	0.31
Eric King, Jr., WF	12	3	127	85	1	0.25

6 players tied with 3 interceptions in 13 games





'03 REVIEW

TACKLES

Player NCAA	G	UA	A	Tot	PG
Keyaron Fox, Sr., GaT	13	81	74	155	11.9
Terrell Smith, Sr., DU	12	75	65	140	11.7
Ryan Fowler, Sr., DU	12	79	57	136	11.3
Leroy Hill, Jr., CU	13	110	35	145	11.2
Andre Maddox, Jr., NCS	13	113	32	145	11.2
Dexter Reid, Sr., UNC	12	91	38	129	10.8
D'Qwell Jackson, So., Md	13	88	48	136	10.5
Pat Thomas, Jr., NCS	13	69	61	130	10.0
Daryl Smith, Sr., GaT	13	69	59	128	9.8
John Leake, Sr., CU	13	88	40	128	9.8
James Butler, Jr., GaT	13	59	60	119	9.2
Ahmad Brooks, Fr., UVa	13	68	49	117	9.0
Jamaal Fudge, So., CU	13	76	36	112	8.6
Michael Boulware, Sr., FSU	13	78	33	111	8.5
Chris Canty, Jr., UVa	13	53	51	104	8.0
Leon Joe, Sr., Md	13	63	41	104	8.0
Mahlon Carey, So., UNC	12	62	34	96	8.0
F. Aughtry-Lindsay, Jr., NCS	13	58	45	103	7.9
Troy Graham, Jr., NCS	12	72	20	92	7.7
Travis Pugh, Jr., CU	13	75	24	99	7.6

QUARTERBACK SACKS

	G	Total	PG
Eric Henderson, So., GaT	13	11	0.85
Leroy Hill, Jr., Clem	13	8	0.62
Shawne Merriman, So., Md	13	8	0.62
Randy Starks, Jr., Md	13	7.5	0.58
Eric Moore, Jr., FSU	13	7.5	0.58
Pat Thomas, Jr., NCS	13	7	0.54
Matt Zielinski, Sr., Duke	12	7	0.58
Phillip Alexander, Jr., Duke	12	6.5	0.54
Kevin Eli, Jr., Md	13	6	0.46
Darryl Blackstock, So., UVa	13	5	0.38

PASS DEFENSE

	G	PBU	IN	TO	PG
Eric King, Jr., WF	12	15	3	18	1.5
Stanford Samuels, Sr., FSU	12	12	2	14	1.2
Justin Miller, So., CU	13	13	2	15	1.2
Kenneth Stanford, Jr., DU	12	12	1	13	1.1
Almondo Curry, Sr., UVa	13	9	6	15	1.2
Curome Cox, Sr., Md	12	10	2	12	1.0
Dennard Wilson, Sr., Md	13	13	0	13	1.0
Pat Watkins, So., FSU	13	9	3	12	0.9
Jamaal Fudge, So., CU	13	7	4	11	0.8
James Butler, Jr., GaT	13	6	5	11	0.8

TACKLES FOR LOSS

	G	Total	PG
Leroy Hill, Jr., CU	13	27.0	2.08
Eric Henderson, So., GaT	13	20.5	1.58
Phillip Alexander, Jr., DU	12	18.5	1.54
Matt Zielinski, Sr., DU	12	18.0	1.50
Darnell Dockett, Sr., FSU	13	16.5	1.27
Darryl Blackstock, So., UVa	13	16.0	1.23
Randy Starks, Jr., Md	13	15.5	1.19
Keyaron Fox, Sr., GaT	13	14.5	1.12
Daryl Smith, Sr., GaT	13	13.0	1.00
Pat Thomas, Jr., NCS	13	13.0	1.00

2003 ACC TEAM STATISTICS

Total Offense								
School	G	Run	Pass	Plys	Yds	PP	TD	PG
NC State	13	1311	4580	888	5891	6.6	55	453.2
Maryland	13	2487	2995	913	5482	6.0	44	421.7
Clemson	13	1779	3687	955	5466	5.7	42	420.5
Florida State	13	1732	3505	908	5237	5.8	46	402.8
North Carolina	12	1805	2927	816	4732	5.8	38	394.3
Virginia	13	1695	3324	904	5019	5.6	40	386.1
Wake Forest	12	2439	1818	818	4257	5.2	39	354.8
Duke	12	2065	2051	905	4116	4.5	24	343.0
Georgia Tech	13	2086	2212	888	4298	4.8	29	330.6

RUSHING OFFENSE

School	G	Att	Yds	Avg	Yds	Lg	TD	PG
Wake Forest	12	569	2439	4.3	(81)	75	31	203.2
Maryland	13	552	2487	4.5	(131)	80	24	191.3
Duke	12	546	2065	3.8	(239)	50	16	172.1
Georgia Tech	13	509	2086	4.1	(192)	61	16	160.5
North Carolina	12	387	1805	4.7	(155)	66	17	150.4
Clemson	13	465	1779	3.8	(158)	52	19	136.8
Florida State	13	470	1732	3.7	(169)	71	20	133.2
Virginia	13	438	1695	3.9	(87)	51	17	130.4
NC State	13	392	1311	3.3	(89)	67	20	100.8

PASSING OFFENSE

School	G	Att	Cmp	Int	Pct	Yds	Avg	TD	PG
NC State	13	496	357	7	72.0	4580	9.2	35	352.3
Clemson	13	490	300	13	61.2	3687	7.5	23	283.6
Florida State	13	438	249	13	56.8	3505	8.0	26	269.6
Virginia	13	466	316	12	67.8	3324	7.1	23	255.7
North Carolina	12	429	258	11	60.1	2927	6.8	21	243.9
Maryland	13	361	200	7	55.4	2995	8.3	20	230.4
Duke	12	359	176	8	49.0	2051	5.7	8	170.9
Georgia Tech	13	379	199	13	52.5	2212	5.8	13	170.2
Wake Forest	12	249	146	10	58.6	1818	7.3	8	151.5

SCORING OFFENSE

School	G	TD	XP	2XP	FG	Saf	Pts	Avg
NC State	13	65	61-64	1-1	12-17	0	489	37.6
Florida State	13	52	50-51	0-0	19-25	0	419	32.2
Maryland	13	48	42-46	2-2	24-32	0	406	31.2
Clemson	13	45	39-43	0-1	18-26	1	365	28.1
Virginia	13	42	41-41	1-1	23-25	0	364	28.0
Wake Forest	12	45	41-43	0-2	8-12	0	335	27.9
North Carolina	12	40	35-35	2-5	12-16	0	317	26.4
Georgia Tech	13	32	31-32	0-0	17-21	0	274	21.1
Duke	12	25	20-22	1-3	13-21	0	211	17.6

KICKOFF RETURNS

School	G	Ret	Yds	Long	TD	Avg
Clemson	13	29	803	100	1	27.7
North Carolina	12	47	1248	97	2	26.6
Virginia	13	32	793	68	0	24.8
Duke	12	41	943	63	0	23.0
Maryland	13	24	550	67	0	22.9
Florida State	13	40	912	77	0	22.8
Georgia Tech	13	48	981	90	0	20.4
Wake Forest	12	50	978	39	0	19.6
NC State	13	44	764	39	0	17.4

TOTAL DEFENSE

School	G	Run	Pass	Plys	Yds	PP	TD	PG
Maryland	13	1682	2327	849	4009	4.7	25	308.4
Georgia Tech	13	1307	2882	870	4189	4.8	29	322.2
Florida State	13	1552	2768	921	4320	4.7	19	332.3
Clemson	13	1714	2658	900	4372	4.9	29	336.3
Duke	12	1898	2603	780	4501	5.8	39	375.1
Virginia	13	2102	2899	921	5001	5.4	29	384.7
NC State	13	1780	3693	986	5473	5.6	45	421.0
Wake Forest	12	2092	3358	931	5450	5.9	41	454.2
North Carolina	12	2724	3339	915	6063	6.6	53	505.2

RUSHING DEFENSE

School	G	Att	Yds	Avg	Yds	Lg	TD	PG
Georgia Tech	13	445	1307	2.9	(231)	50	14	100.5
Florida State	13	472	1552	3.3	(228)	49	7	119.4
Maryland	13	481	1682	3.5	(270)	74	15	129.4
Clemson	13	491	1714	3.5	(211)	63	14	131.8
NC State	13	470	1780	3.8	(182)	71	17	136.9
Duke	12	429	1898	4.4	(110)	69	24	158.2
Virginia	13	506	2102	4.2	(168)	80	15	161.7
Wake Forest	12	466	2092	4.5	(107)	80	19	174.3
North Carolina	12	556	2724	4.9	(101)	50	28	227.0

PASSING DEFENSE

School	G	Att	Cmp	Int	Pct	Yds	Avg	TD	PG
Maryland	13	368	185	12	50.3	2327	6.3	10	179.0
Clemson	13	409	230	14	56.2	2658	6.5	15	204.5



'03 REVIEW



Florida State	13	449	247	15	55.0	2768	6.2	12	212.9
Duke	12	351	207	11	59.0	2603	7.4	15	216.9
Georgia Tech	13	425	257	13	60.5	2882	6.8	15	221.7
Virginia	13	415	235	13	56.6	2899	7.0	14	223.0
North Carolina	12	359	226	2	63.0	3339	9.3	25	278.2
Wake Forest	12	465	288	13	61.9	3358	7.2	22	279.8
NC State	13	516	305	11	59.1	3693	7.2	28	284.1

NC State	13	28:54	31:06	-2:12
Wake Forest	12	28:52	31:08	-2:16
North Carolina	12	27:29	32:31	-5:02

SCORING DEFENSE

School	G	TD	XP	2XP	FG	Saf	Pts	Avg
Maryland	13	27	26-26	0-1	6-11	0	206	15.8
Florida State	13	23	20-21	1-2	19-30	0	217	16.7
Clemson	13	31	31-31	0-0	11-16	0	250	19.2
Virginia	13	32	28-30	0-1	15-22	0	265	20.4
Georgia Tech	13	30	28-29	1-1	18-24	1	266	20.5
Duke	12	43	41-42	1-1	14-17	0	343	28.6
Wake Forest	12	42	35-39	2-3	18-20	0	347	28.9
NC State	13	46	36-39	2-6	23-28	0	385	29.6
North Carolina	12	57	48-53	3-3	21-26	0	459	38.2

FIRST DOWNS PER GAME

School	G	Rush	Pass	Pen	Total	PG
NC State	13	82	201	28	311	23.9
Clemson	13	111	156	37	304	23.4
Maryland	13	132	130	18	280	21.5
Florida State	13	116	133	29	278	21.4
Virginia	13	95	158	12	265	20.4
Duke	12	123	99	17	239	19.9
North Carolina	12	89	132	17	238	19.8
Wake Forest	12	130	79	15	224	18.7
Georgia Tech	13	111	109	16	236	18.2

PUNT RETURNS

School	G	Ret	Yds	Long	TD	Avg
Georgia Tech	13	33	380	80	3	11.5
Florida State	13	41	456	65	2	11.1
Maryland	13	50	537	76	2	10.7
North Carolina	12	20	210	32	0	10.5
NC State	13	21	220	83	4	10.5
Virginia	13	33	307	53	0	9.3
Clemson	13	38	289	63	1	7.6
Wake Forest	12	22	151	50	1	6.9
Duke	12	33	178	24	0	5.4

TURNOVER MARGIN

School	Gained			Lost			Mar	PG
	Fum	Int	Tot	Fum	Int	Tot		
Florida State	18	15	33	12	13	25	+8	0.62
Wake Forest	13	13	26	9	10	19	+7	0.58
Virginia	10	13	23	6	12	18	+5	0.38
Duke	10	11	21	9	8	17	+4	0.33
Clemson	9	14	23	6	13	19	+4	0.31
NC State	10	11	21	12	7	19	+2	0.15
Georgia Tech	14	13	27	12	13	25	+2	0.15
Maryland	6	12	18	11	7	18	+0	0.00
North Carolina	8	2	10	14	11	25	-15	-1.25

NET PUNTING

School	G	No	Yds	Avg	Ret	Yds	Avg	Net
Florida State	13	61	2549	41.8	27	144	5.4	39.4
Wake Forest	12	60	2650	44.2	33	349	5.8	38.3
Maryland	13	53	2241	42.3	26	230	4.3	37.9
NC State	13	53	2265	42.7	33	285	5.4	37.4
North Carolina	12	54	2192	40.6	36	234	4.3	36.3
Clemson	13	59	2260	38.3	14	120	2.0	36.3
Duke	12	70	2754	39.3	38	307	4.4	35.0
Georgia Tech	13	68	2541	37.4	36	324	4.8	32.6
Virginia	13	66	2279	34.5	17	153	2.3	32.2

3RD DOWN CONVERSIONS - DEFENSE

School	G	Conv	Att	Pct
Florida State	13	61	213	28.6
Georgia Tech	13	63	185	34.1
Virginia	13	65	187	34.8
Maryland	13	68	190	35.8
NC State	13	72	199	36.2
Duke	12	57	157	36.3
Clemson	13	75	187	40.1
North Carolina	12	76	166	45.8
Wake Forest	12	90	180	50.0

3RD DOWN CONVERSIONS - OFFENSE

School	G	Conv	Att	Pct
NC State	13	76	162	46.9
Maryland	13	84	184	45.7
Wake Forest	12	73	173	42.2
Virginia	13	76	188	40.4
Clemson	13	69	183	37.7
North Carolina	12	60	163	36.8
Georgia Tech	13	67	187	35.8
Duke	12	66	192	34.4
Florida State	13	58	175	33.1

QUARTERBACK SACKS ALLOWED

School	G	Sacks	Yards	PG
Virginia	13	12	87	0.9
Wake Forest	12	16	81	1.3
NC State	13	17	89	1.3
Maryland	13	20	131	1.5
North Carolina	12	22	155	1.8
Clemson	13	23	158	1.8
Florida State	13	25	169	1.9
Georgia Tech	13	28	192	2.2
Duke	12	35	239	2.9

QUARTERBACK SACKS BY

School	G	Sacks	Yards	PG
Florida State	13	36	228	2.8
Maryland	13	35	270	2.7
Georgia Tech	13	33	231	2.5
Clemson	13	31	211	2.4
Virginia	13	27	168	2.1
NC State	13	27	182	2.1
Duke	12	19	110	1.6
North Carolina	12	16	101	1.3
Wake Forest	12	11	107	0.9

PENALTY YARDAGE

School	G	Pen	Yards	PG
Virginia	13	65	557	42.8
Wake Forest	12	61	524	43.7
Georgia Tech	13	68	576	44.3
Duke	12	72	535	44.6
North Carolina	12	68	584	48.7
Maryland	13	82	697	53.6
Clemson	13	83	735	56.5
Florida State	13	91	835	64.2
NC State	13	100	907	69.8

TIME OF POSSESSION

School	G	For	Opp	Mar
Duke	12	33:02	26:58	+6:04
Clemson	13	31:05	28:55	+2:10
Maryland	13	31:02	28:58	+2:04
Georgia Tech	13	30:11	29:49	+0:22
Virginia	13	29:44	30:16	-0:32
Florida State	13	28:57	31:03	-2:06

FIRST DOWNS ALLOWED PER GAME

School	G	Rush	Pass	Pen	Total	PG
Maryland	13	85	104	21	210	16.2
Florida State	13	77	118	23	218	16.8
Georgia Tech	13	78	126	14	218	16.8
Duke	12	98	118	9	225	18.8
Clemson	13	103	128	16	247	19.0
Virginia	13	128	125	11	264	20.3
NC State	13	105	170	26	301	23.2
Wake Forest	12	127	163	13	303	25.3
North Carolina	12	154	139	17	310	25.8

