



2004 FINAL STATISTICS

2004 RESULTS

Date	Opponent	Score	W/L	Overall	Conference	Attend
9/10	at Miami* (ot)	10-16	L	0-1-0	0-1-0	78,622
9/18	UAB	34-7	W	1-1-0	0-1-0	81,825
9/25	Clemson*	41-22	W	2-1-0	1-1-0	83,538
10/2	North Carolina*	38-16	W	3-1-0	2-1-0	82,708
10/9	at Syracuse	17-13	W	4-1-0	2-1-0	40,539
10/16	Virginia*	36-3	W	5-1-0	3-1-0	84,155
10/23	at Wake Forest*	20-17	W	6-1-0	4-1-0	31,403
10/30	at Maryland*	17-20	L	6-2-0	4-2-0	52,203
11/6	Duke*	29-7	W	7-2-0	5-2-0	80,598
11/11	at NC State*	17-10	W	8-2-0	6-2-0	56,800
11/20	Florida	13-20	L	8-3-0	6-2-0	84,223
1/1	vs West Virginia	30-18	W	9-3-0	6-2-0	70,112

Total Attendance 827,410 68,951 average
 Home Attendance 497,047 82,841 average

*Indicates conference game

SCORE BY QUARTERS

	1st	2nd	3rd	4th	OT	Total
Florida State	47	71	92	92	0	302
Opponents	49	57	25	32	6	169

TEAM STATISTICS

	FSU	OPP
SCORING	302	169
Points Per Game	25.2	14.1
FIRST DOWNS	232	186
Rushing	109	65
Passing	99	95
Penalty	24	26
RUSHING YARDAGE	1944	997
Yards gained rushing	2338	1471
Yards lost rushing	394	474
Rushing Attempts	460	418
Average Per Rush	4.2	2.4
Average Per Game	162.0	83.1
TDs Rushing	19	5
PASSING YARDAGE	2526	2409
Att-Comp-Int	402-215-15	380-204-16
Average Per Pass	6.3	6.3
Average Per Catch	11.7	11.8
Average Per Game	210.5	200.8
TDs Passing	11	8
TOTAL OFFENSE	4470	3406
Total Plays	862	798
Average Per Play	5.2	4.3
Average Per Game	372.5	283.8
KICK RETURNS: #-YARDS	31-629	38-906
PUNT RETURNS: #-YARDS	53-597	35-274
INT RETURNS: #-YARDS	16-164	15-116
KICK RETURN AVERAGE	20.3	23.8
PUNT RETURN AVERAGE	11.3	7.8
INT RETURN AVERAGE	10.2	7.7
FUMBLES-LOST	16-7	22-13
PENALTIES-YARDS	116-1034	82-689
Average Per Game	86.2	57.4
PUNTS-YARDS	70-2914	87-3535
Average Per Punt	41.6	40.6
Net punt average	37.7	33.8
TIME OF POSSESSION/GAME	30:36	29:24
3RD-DOWN CONVERSIONS	42/177	46/179
3rd-Down Pct	24%	26%
4TH-DOWN CONVERSIONS	15/20	4/13
4th-Down Pct	75%	31%
SACKS BY-YARDS	39-249	29-211

MISC YARDS	70	66
TOUCHDOWNS SCORED	33	18
FIELD GOALS-ATTEMPTS	23-34	15-21
PAT-ATTEMPTS	33-33	14-16
ATTENDANCE	497047	259567
Games/Avg Per Game	6/82841	5/51913
Neutral Site Games		1/70112

RUSHING

	GP	Att	Gain	Loss	Net	Avg	TD	Long	Avg/G
Washington, L.	10	138	988	37	951	6.9	7	69	95.1
Booker, L.	12	173	948	61	887	5.1	4	53	73.9
Coleman, J.	12	28	88	1	87	3.1	4	12	7.2
Lewis, L.	7	14	47	13	34	2.4	1	17	4.9
Edwards, J.	5	8	37	9	28	3.5	0	11	5.6
Dean, B.J.	12	9	26	0	26	2.9	2	13	2.2
Rix, C.	8	32	87	72	15	0.5	1	28	1.9
Reid, W.	11	1	15	0	15	15.0	0	15	1.4
Davis, Chr.	12	8	29	23	6	0.8	0	17	0.5
Surratt, J.	5	2	6	0	6	3.0	0	4	1.2
Stovall, C.	12	1	0	2	-2	-2.0	0	0	-0.2
Weatherford, D.	1	1	0	5	-5	-5.0	0	0	-5.0
Team	12	4	0	10	-10	-2.5	0	0	-0.8
Sexton, W.	10	41	67	161	-94	-2.3	0	10	-9.4
Total.....	12	460	2338	394	1944	4.2	19	69	162.0
Opponents.....	12	418	1471	474	997	2.4	5	35	83.1

PASSING

	G	Effic	Att-Cmp-Int	Pct	Yds	TD	Lng	Avg/G
Sexton, W.	10	114.65	252-139- 8	55.2	1661	8	48	166.1
Rix, C.	8	97.02	149- 76- 7	51.0	865	3	50	108.1
Team	12	0.00	1- 0- 0	0.0	0	0	0	0.0
Weatherford, D.	1	0.00	0- 0- 0	0.0	0	0	0	0.0
Total.....	12	107.83	402-215-15	53.5	2526	11	50	210.5
Opponents.....	12	105.46	380-204-16	53.7	2409	8	72	200.8

RECEIVING

	G	No	Yds	Avg	TD	Long	Avg/G
Stovall, C.	12	53	780	14.7	6	48	65.0
Thorpe, C.	11	40	496	12.4	2	32	45.1
Booker, L.	12	24	160	6.7	0	25	13.3
Robinson, D.	12	17	252	14.8	1	46	21.0
Reid, W.	11	15	186	12.4	1	35	16.9
Davis, Chr.	12	14	228	16.3	1	50	19.0
Washington, L.	10	14	90	6.4	0	14	9.0
Irons, P.	12	8	89	11.1	0	28	7.4
Coleman, J.	12	7	53	7.6	0	14	4.4
Sam, L.	11	6	71	11.8	0	17	6.5
Fagg, D.	6	6	53	8.8	0	13	8.8
Henshaw, M.	11	5	43	8.6	0	13	3.9
Dean, B.J.	12	3	16	5.3	0	6	1.3
Hallback, R.	10	2	6	3.0	0	6	0.6
Root, M.	12	1	3	3.0	0	3	0.2
Total.....	12	215	2526	11.7	11	50	210.5
Opponents.....	12	204	2409	11.8	8	72	200.8

PUNT RETURNS

	No	Yds	Avg	TD	Long
Reid, W.	38	522	13.7	0	48
Davis, Chr.	8	26	3.2	0	21
Robinson, D.	3	-1	-0.3	0	6
Thaxton, J.	2	30	15.0	0	0
Sims, E.	1	17	17.0	0	0
Washington, L.	1	3	3.0	0	3
Total.....	53	597	11.3	0	48
Opponents.....	35	274	7.8	1	87



Robert Morgan became FSU's 27th Academic All-ACC selection when he earned the honor as a senior in 2002.



INTERCEPTIONS

	No	Yds	Avg	TD	Long
Cromartie, A.	4	40	10.0	1	40
Watkins, P.	4	63	15.8	0	31
Smith, L.	2	41	20.5	1	41
McFadden, B.	1	0	0.0	0	0
Carter, J.	1	3	3.0	0	3
Williams, R.	1	0	0.0	0	0
Nicholson, A.J.	1	0	0.0	0	0
McGrew, S.	1	0	0.0	0	0
Piquion, R.	1	17	17.0	0	17
Total.....	16	164	10.2	2	41
Opponents.....	15	116	7.7	1	44

KICK RETURNS

	No	Yds	Avg	TD	Long
Cromartie, A.	19	435	22.9	0	61
Washington, L.	4	81	20.2	0	22
Reid, W.	4	67	16.8	0	25
Boston, A.	2	23	11.5	0	13
Lewis, L.	1	17	17.0	0	17
Root, M.	1	6	6.0	0	6
Total.....	31	629	20.3	0	61
Opponents.....	38	906	23.8	2	97

FUMBLE RETURNS

	No	Yds	Avg	TD	Long
Cromartie, A.	1	61	61.0	1	61
Moore, E.	1	6	6.0	0	6
Watkins, P.	1	3	3.0	0	3
Total.....	3	70	23.3	1	61
Opponents.....	2	66	33.0	1	36

SCORING

	TD	FGs	—PATS—			Pass	DXP	Saf	Points
			Kick	Rush	Rev				
Beitia, X.	0	16-25	29-29	0-0	0	0-0	0	0	77
Washington, L.	7	0-0	0-0	0-0	0	0-0	0	0	42
Stovall, C.	6	0-0	0-0	0-0	0	0-0	0	0	36
Cismesia, G.	0	7-9	4-4	0-0	0	0-0	0	0	25
Coleman, J.	4	0-0	0-0	0-0	0	0-0	0	0	24
Booker, L.	4	0-0	0-0	0-0	0	0-0	0	0	24
Dean, B.J.	2	0-0	0-0	0-0	0	0-0	0	0	12
Cromartie, A.	2	0-0	0-0	0-0	0	0-0	0	0	12
Thorpe, C.	2	0-0	0-0	0-0	0	0-0	0	0	12
Rix, C.	1	0-0	0-0	0-0	0	0-0	0	0	6
Robinson, D.	1	0-0	0-0	0-0	0	0-0	0	0	6
Smith, L.	1	0-0	0-0	0-0	0	0-0	0	0	6
Davis, Chr.	1	0-0	0-0	0-0	0	0-0	0	0	6
Lewis, L.	1	0-0	0-0	0-0	0	0-0	0	0	6
Reid, W.	1	0-0	0-0	0-0	0	0-0	0	0	6
Team	0	0-0	0-0	0-0	0	0-0	0	1	2
Total.....	33	23-34	33-33	0-0	0	0-0	0	1	302
Opponents.....	18	15-21	14-16	0-1	0	0-0	0	1	169

TOTAL OFFENSE

	G	Plays	Rush	Pass	Total	Avg/G
Sexton, W.	10	293	-94	1661	1567	156.7
Washington, L.	10	138	951	0	951	95.1
Booker, L.	12	173	887	0	887	73.9
Rix, C.	8	181	15	865	880	110.0
Coleman, J.	12	28	87	0	87	7.2
Lewis, L.	7	14	34	0	34	4.9
Edwards, J.	5	8	28	0	28	5.6
Dean, B.J.	12	9	26	0	26	2.2
Reid, W.	11	1	15	0	15	1.4
Davis, Chr.	12	8	6	0	6	0.5
Surratt, J.	5	2	6	0	6	1.2
Stovall, C.	12	1	-2	0	-2	-0.2
Weatherford, D.	1	1	-5	0	-5	-5.0

Team	12	5	-10	0	-10	-0.8
Total.....	12	862	1944	2526	4470	372.5
Opponents.....	12	798	997	2409	3406	283.8

FIELD GOALS

	FGM-FGA	Pct	01-19	20-29	30-39	40-49	50-99	Lg	Blk
Beitia, X.	16-25	64.0	0-0	7-7	4-7	4-9	1-2	52	2
Cismesia, G.	7-9	77.8	0-0	4-4	0-2	3-3	0-0	44	0

FIELD GOAL SEQUENCE

	Florida State	Opponents
Miami	(45),34	52,42,(18)
UAB	49,(30),(22)	-
Clemson	(29),(38)	-
North Carolina	(44)	(20),(32),(37)
Syracuse	(28),38,46	(44),42,37,(39)
Virginia	43,(26),(32)	42,(23)
Wake Forest	38,(44),(22)	39,(41)
Maryland	(48),41,52,45	(43),(45)
DUKE	(23),(29),(27),(40),(43)	-
NC State	(44)	(28)
Florida	(20),32,39,(52)	(38),(21)
West Virginia	(32),(28),(28)	(44),(34)

Numbers in (parentheses) indicate field goal was made.

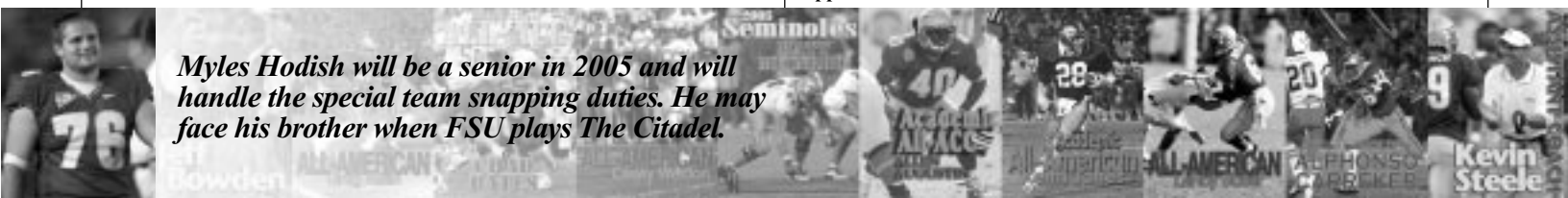
PUNTING

	No	Yds	Avg	Long	TB	FC	I20	Blkd
Hall, C.	67	2820	42.1	61	7	7	21	1
Cimorelli, B.	2	94	47.0	48	0	1	1	0
Team	1	0	0.0	0	0	0	0	0
Total.....	70	2914	41.6	61	7	8	22	1
Opponents.....	87	3535	40.6	66	7	6	25	3

ALL PURPOSE

	G	Rush	Rec	PR	KOR	IR	Tot	Avg/G
Washington, L.	10	951	90	3	81	0	1125	112.5
Booker, L.	12	887	160	0	0	0	1047	87.2
Reid, W.	11	15	186	522	67	0	790	71.8
Stovall, C.	12	-2	780	0	0	0	778	64.8
Thorpe, C.	11	0	496	0	0	0	496	45.1
Cromartie, A.	12	0	0	0	435	40	475	39.6
Davis, Chr.	12	6	228	26	0	0	260	21.7
Robinson, D.	12	0	252	-1	0	0	251	20.9
Coleman, J.	12	87	53	0	0	0	140	11.7
Irons, P.	12	0	89	0	0	0	89	7.4
Sam, L.	11	0	71	0	0	0	71	6.5
Watkins, P.	12	0	0	0	0	63	63	5.2
Fagg, D.	6	0	53	0	0	0	53	8.8
Lewis, L.	7	34	0	0	17	0	51	7.3
Henshaw, M.	11	0	43	0	0	0	43	3.9
Dean, B.J.	12	26	16	0	0	0	42	3.5
Smith, L.	11	0	0	0	0	41	41	3.7
Thaxton, J.	12	0	0	30	0	0	30	2.5
Edwards, J.	5	28	0	0	0	0	28	5.6
Boston, A.	12	0	0	0	23	0	23	1.9
Sims, E.	12	0	0	17	0	0	17	1.4
Piquion, R.	11	0	0	0	0	17	17	1.5
Rix, C.	8	15	0	0	0	0	15	1.9
Root, M.	12	0	3	0	6	0	9	0.8
Surratt, J.	5	6	0	0	0	0	6	1.2
Hallback, R.	10	0	6	0	0	0	6	0.6
Carter, J.	12	0	0	0	0	3	3	0.2
Weatherford, D.	1	-5	0	0	0	0	-5	-5.0
Team	12	-10	0	0	0	0	-10	-0.8
Sexton, W.	10	-94	0	0	0	0	-94	-9.4
Total.....	12	1944	2526	597	629	164	5860	488.3
Opponents.....	12	997	2409	274	906	116	4702	391.8

Myles Hodish will be a senior in 2005 and will handle the special team snapping duties. He may face his brother when FSU plays The Citadel.





DEFENSIVE LEADERS

	GP	Tackles			Sacks TFL/Yds	Pass Def		Fumbles		Rcv-Yds	FF	Blkd Kick	Saf
		Solo	Ast	Total		No-Yards	Int-Yds	BrUp	QBH				
54 Nicholson, A.J.	12	39	49	88	11.5-35	4.0-16	1- 0	2	4	2- 0	1	.	.
34 Sims, E.	12	41	45	86	9.0-43	4.5-38	.	5	9	.	2	1	.
23 Carter, J.	12	40	34	74	5.5-24	1.0- 2	1- 3	5	2	.	1	.	.
7 Davis, B.	12	28	32	60	8.0-23	1.0-13	.	4	8	1- 0	.	.	.
22 Watkins, P.	12	32	24	56	4.0-11	.	4-63	10	1	2- 3	2	.	.
99 Johnson, T.	12	22	28	50	18.0-47	2.5-18	.	3	12	1- 0	1	.	.
44 McGrew, S.	12	15	29	44	4.0-21	1.5-16	1- 0	1	2	1- 0	2	.	.
8 McFadden, B.	12	20	16	36	2.0-10	.	1- 0	11	.	1- 0	.	.	.
27 Osei, C.	12	26	10	36	1.0- 3	.	.	1	.	.	2	.	.
56 Piquion, R.	11	13	17	30	4.5-25	2.5-21	1-17	1	5
95 Wimbley, K.	12	13	14	27	5.5-22	2.0-13	.	1	7	.	1	.	.
39 Church, M.	11	14	12	26	4.5-12	1.0- 1	.	1	2
31 Williams, R.	12	10	14	24	.	.	1- 0
94 Davis, Cha.	12	12	10	22	10.0-56	5.0-41	.	1	21	1- 0	1	.	.
13 Cromartie, A.	12	18	4	22	1.0- 5	.	4-40	6	.	1-61	.	.	.
32 Smith, L.	11	16	5	21	1.0- 1	.	.	6
51 Thaxton, J.	12	6	13	19	1.0- 1	2	.
59 Howard, C.	12	9	8	17	7.5-32	5.0-25	.	2	9	1- 0	1	.	.
55 Moore, E.	10	8	9	17	5.5-18	2.5-14	.	3	8	1- 6	1	.	.
97 Dickson, C.	12	11	6	17	6.0-26	2.5-14	.	1	6
20 Houllis, A.	12	6	7	13
83 Timmons, L.	12	11	1	12	1.0- 2
52 Bunkley, B.	10	2	10	12	3.0-10	1.0- 2	.	.	1
82 Norris, DJ	9	5	2	7	1.5-16	1.5-16	.	.	1
41 Hall, K.	3	5	2	7	0.5- 1	1	.	.
6 Jones, W.	7	2	4	6	2.0-11	2.0-11	.	.	2
96 Fluellen, A.	12	4	2	6	1.0- 1	.	.	2
4 Simpson, J.	6	1	2	3	1.0- 1	.	.	1
24 Ward, B.J.	2	.	3	3
98 Boston, A.	12	1	2	3	0.5- 1	.	.	.	3
38 Irons, P.	12	1	1	2
1 Thorpe, C.	11	2	.	2
92 Burston, D.	12	1	1	2	1.0- 6	.	.	.	1
TM Team	12	1
Total.....	12	441	426	867	121-464	39-249	16-164	67	104	13-70	16	3	1
Opponents.....	12	505	389	894	90.0-383	29-211	15-116	47	5	7-66	7	3	1

TOTAL TACKLES

	UA-A	TOT	UM	UAB	CU	NC	SYR	VA	WF	MD	DU	NCS	UF	WVU
Nicholson, A.J.	39-49	88	1-8	2-3	1-3	1-3	9-0	0-7	5-1	4-1	5-9	4-1	1-7	6-6
Sims, E.	41-45	86	0-3	3-2	1-3	2-8	4-1	4-5	8-0	5-3	3-7	4-0	4-8	3-5
Carter, J.	40-34	74	1-0	1-0	2-2	3-4	7-0	3-7	9-0	2-1	0-1	3-2	4-12	5-5
Davis, B.	28-32	60	3-4	1-2	1-3	5-6	3-3	1-5	5-0	2-2	3-3	1-0	1-2	2-2
Watkins, P.	32-24	56	4-4	-	1-0	3-2	3-0	5-1	3-1	3-3	1-2	5-1	2-7	2-3
Johnson, T.	22-28	50	2-4	2-4	0-3	0-2	6-2	0-2	4-0	6-2	-	2-1	0-2	0-6
McGrew, S.	15-29	44	1-2	2-1	0-5	2-6	-	4-0	-	3-0	1-6	2-1	0-3	0-5
Osei, C.	26-10	36	1-1	1-0	0-2	1-0	-	2-1	1-0	4-0	6-1	2-1	5-2	3-2
McFadden, B.	20-16	36	2-1	1-1	2-2	1-3	1-0	2-3	3-0	1-1	3-1	2-1	1-1	1-2
Piquion, R.	13-17	30	0-4	0-1	2-2	2-3	-	1-2	4-2	2-0	DNP	-	2-1	0-2
Wimbley, K.	13-14	27	0-4	-	0-5	2-2	-	3-0	1-0	2-0	1-0	2-0	1-3	1-0
Church, M.	14-12	26	0-1	1-1	0-1	0-3	3-0	2-3	2-0	DNP	1-1	3-0	1-1	1-1
Williams, R.	10-14	24	-	-	0-1	2-5	1-0	1-0	-	1-0	1-3	0-1	3-1	1-3
Cromartie, A.	18- 4	22	0-1	2-0	1-2	-	3-1	1-0	5-0	3-0	-	1-0	-	2-0
Davis, Cha.	12-10	22	0-1	1-1	1-2	1-2	2-0	-	-	2-1	-	5-1	0-2	-
Smith, L.	16- 5	21	1-0	1-0	1-1	1-1	1-0	1-1	2-0	2-0	1-1	1-1	4-0	DNP
Thaxton, J.	6-13	19	0-2	1-1	0-1	0-3	-	1-1	-	-	2-3	1-0	1-1	0-1
Dickson, C.	11- 6	17	1-0	-	0-1	0-1	1-0	1-0	5-0	1-0	-	-	1-3	1-1
Howard, C.	9- 8	17	1-0	0-1	0-2	-	3-0	-	1-0	-	1-0	2-1	1-3	0-1
Moore, E.	8- 9	17	1-3	1-1	1-3	-	DNP	1-0	DNP	2-1	-	1-0	-	1-1
Houllis, A.	6- 7	13	-	-	-	0-3	-	-	2-0	0-1	3-3	-	-	1-0
Timmons, L.	11- 1	12	-	3-0	-	-	2-0	2-0	-	1-0	1-0	1-0	0-1	1-0
Bunkley, B.	2-10	12	0-3	1-3	0-1	0-2	DNP	-	DNP	-	-	-	0-1	1-0
Hall, K.	5- 2	7	5-1	-	0-1	DNP	DNP	DNP	DNP	DNP	DNP	DNP	DNP	DNP
Norris, DJ	5- 2	7	DNP	1-1	DNP	-	-	0-1	1-0	1-0	1-0	-	1-0	DNP
Jones, W.	2- 4	6	0-1	2-1	DNP	0-1	0-1	DNP	-	-	DNP	-	DNP	DNP
Fluellen, A.	4- 2	6	1-1	-	1-0	-	-	1-0	-	-	1-1	-	-	-
Boston, A.	1- 2	3	-	0-1	-	0-1	-	-	-	-	1-0	-	-	-
Simpson, J.	1- 2	3	DNP	-	-	1-1	DNP	-	DNP	DNP	-	DNP	DNP	DNP
Ward, B.J.	0- 3	3	DNP	-	0-3	DNP	DNP	DNP	DNP	DNP	DNP	DNP	DNP	DNP
Irons, P.	1- 1	2	-	-	-	0-1	-	-	1-0	-	-	-	-	-
Thorpe, C.	2- 0	2	1-0	-	-	-	-	-	-	-	DNP	-	-	1-0
Burston, D.	1- 1	2	-	-	-	-	-	1-0	-	-	-	-	-	0-1
Wright, B.	1- 0	1	-	-	-	-	DNP	DNP	DNP	DNP	-	DNP	DNP	1-0
Bryant, J.R.	0- 1	1	-	-	DNP	-	DNP	0-1	-	-	-	-	-	-





RUSHING GAME-BY-GAME

	No-Yds/TD	UM	UAB	CU	NC	SYR	VA	WF	MD	DU	NCS	UF	WVU
Washington, L.	138-951/7	13-44/0	11-104/1	14-76/1	10-153/1	21-164/2	16- 68/1	15-80/0	DNP	DNP	18-56/0	8-11/0	12-195/1
Booker, L.	173-887/4	11-39/0	16- 71/0	20-92/0	13- 84/1	15- 85/0	15-123/2	14-68/0	13-51/0	15-130/0	16-18/1	5-25/0	20-101/0
Coleman, J.	28- 87/4	1- 2/0	4- 12/1	3-14/1	2- 7/0	2- 5/0	1- 2/0	4-13/0	1- 8/0	1- 1/0	5-17/1	2- 4/0	2- 2/1
Lewis, L.	14- 34/1	DNP	1- 1/0	2- 6/0	3- 6/0	DNP	1- 0/0	DNP	DNP	6- 23/1	-	DNP	1- 2/0
Edwards, J.	8- 28/0	DNP	1- 11/0	1- 4/0	3- 2/0	DNP	1- 6/0	DNP	DNP	2- 5/0	DNP	DNP	DNP
Dean, B.J.	9- 26/2	-	4- 6/1	2-15/1	-	-	-	1- 1/0	-	1- 3/0	1- 1/0	-	-
Reid, W.	1- 15/0	-	1- 15/0	-	-	DNP	-	-	-	-	-	-	-
Rix, C.	32- 15/1	8-12/0	7- 42/1	4- 5/0	DNP	DNP	-	DNP	4- 5/0	2- 6/0	DNP	210/0	5- 1/0
Surratt, J.	2- 6/0	DNP	-	DNP	2- 6/0	DNP	-	DNP	DNP	-	DNP	DNP	-
Davis, Chr.	8- 6/0	2-16/0	-	-	1- 4/0	1- 2/0	1- 5/0	-	-	2- 17/0	-	-	1- 8/0
Stovall, C.	1- 2/0	-	-	-	-	-	1- 2/0	-	-	-	-	-	-
Weatherford, D.	1- 5/0	DNP	DNP	DNP	1- 5/0	DNP	DNP	DNP	DNP	DNP	DNP	DNP	DNP
Team	4- 10/0	-	-	-	-	1- 2/0	-	-	-	-	2- 6/0	-	1- 2/0
Sexton, W.	41- 94/0	DNP	2- 11/0	5-16/0	2- 8/0	3- 8/0	3- 0/0	4-24/0	5- 4/0	2- 5/0	8-38/0	7- 4/0	DNP

RECEIVING GAME-BY-GAME

	No-Yds/TD	UM	UAB	CU	NC	SYR	VA	WF	MD	DU	NCS	UF	WVU
Stovall, C.	53-780/6	1-14/0	3-53/0	7-96/1	7-78/2	1-12/0	3-70/1	3-29/0	5-67/1	8-138/0	2-33/0	11-181/1	2- 9/0
Thorpe, C.	40-496/2	5-42/0	3-48/0	4-20/0	4-43/1	6-84/0	2-39/0	2-29/0	5-56/0	DNP	1- 9/0	3- 53/0	5-73/1
Robinson, D.	17-252/1	-	1-20/0	1-10/0	1-10/0	-	1- 5/0	4-81/1	4-81/0	-	-	3- 42/0	2- 3/0
Davis, Chr.	14-228/1	2-25/0	1-11/0	-	1- 7/0	-	1-24/0	-	2-17/0	2- 95/1	1- 6/0	1- 4/0	3-39/0
Reid, W.	15-186/1	-	4-16/0	1- 9/0	2-28/0	DNP	3-71/0	2-38/1	-	-	-	1- 9/0	2-15/0
Booker, L.	24-160/0	3-10/0	5-31/0	2- 8/0	1- 3/0	2-30/0	1- 7/0	3-11/0	2-23/0	3- 14/0	1-25/0	1- 4/0	-
Washington, L.	14- 90/0	-	2-18/0	2- 7/0	2-22/0	4-24/0	3-25/0	1- 6/0	DNP	DNP	-	-	-
Irons, P.	8- 89/0	-	1- 8/0	-	-	-	4-23/0	-	1-24/0	1- 28/0	-	1- 6/0	-
Sam, L.	6- 71/0	1-17/0	2-18/0	1-14/0	-	-	-	-	1-15/0	1- 7/0	-	-	DNP
Fagg, D.	6- 53/0	DNP	1-10/0	DNP	1- 4/0	1-13/0	DNP	DNP	-	3- 26/0	-	DNP	DNP
Coleman, J.	7- 53/0	-	-	1-14/0	-	-	1- 4/0	2-12/0	1- 8/0	-	-	1- 6/0	1- 9/0
Henshaw, M.	5- 43/0	-	1- 5/0	-	-	-	1- 7/0	DNP	1-13/0	-	-	1- 9/0	1- 9/0
Dean, B.J.	3- 16/0	-	-	1- 6/0	1- 4/0	1- 6/0	-	-	-	-	-	-	-
Hallback, R.	2- 6/0	-	-	DNP	-	DNP	-	-	-	2- 6/0	-	-	-
Root, M.	1- 3/0	-	-	-	-	-	1- 3/0	-	-	-	-	-	-

PASSING GAME-BY-GAME

SEXTON, W.	Att	Comp	Int	Pct	Yards	TD	Long	Sack	Yds	Effic
UAB	9	6	0	66.7	47	0	13	1	10	110.5
Clemson	26	17	0	65.4	162	1	47	3	14	130.4
North Carolina	31	20	1	64.5	193	3	38	1	13	142.3
Syracuse	26	15	1	57.7	169	0	24	1	2	104.6
Virginia	26	20	0	76.9	275	1	35	1	6	178.5
Wake Forest	39	17	2	43.6	194	2	46	2	24	92.0
Maryland	30	14	2	46.7	164	0	24	3	18	79.3
Duke	15	11	0	73.3	220	1	48	0	0	218.5
NC State	18	5	1	27.8	73	0	25	5	40	50.7
Florida	32	14	1	43.8	164	0	36	3	19	80.6
TOTALS	252	139	8	55.2	1661	8	48	20	146	114.7

RIX, C.	Att	Comp	Int	Pct	Yards	TD	Long	Sack	Yds	Effic
Miami	28	12	2	42.9	108	0	20	3	23	61.0
UAB	29	18	1	62.1	191	0	39	0	0	110.5
Clemson	8	3	0	37.5	22	0	9	1	8	60.6
Virginia	1	1	0	100.0	3	0	3	0	0	125.2
Maryland	21	8	0	38.1	140	1	32	1	8	109.8
Duke	15	9	1	60.0	94	0	50	0	0	99.3
Florida	16	9	1	56.2	150	1	27	1	10	143.1
West Virginia	31	16	2	51.6	157	1	23	2	11	91.9
TOTALS	149	76	7	51.0	865	3	50	8	60	97.0

Team	Att	Comp	Int	Pct	Yards	TD	Long	Sack	Yds	Effic
Florida	1	0	0	0.0	0	0	0	0	0	0.0
TOTALS	1	0	0	0.0	0	0	0	0	0	0.0

Tight end Dave Roberts won an NCAA post-graduate scholarship and second team Academic All-America honors in 1989.





2004 GAME HIGHS

INDIVIDUAL GAME HIGHS

Rushes	21	Washington, L. at Syracuse (Oct 9, 2004)
Yards Rushing	195	Washington, L. at West Virginia (Jan 1, 2005)
TD Rushes	2	Washington, L. at Syracuse (Oct 9, 2004)
	2	Booker, L. vs Virginia (Oct 16, 2004)
Long Rush	69	Washington, L. at West Virginia (Jan 1, 2005)
Pass attempts	39	Sexton, W. at Wake Forest (Oct 23, 2004)
Pass completions	20	Sexton, W. vs North Carolina (Oct 2, 2004)
	20	Sexton, W. vs Virginia (Oct 16, 2004)
Yards Passing	275	Sexton, W. vs Virginia (Oct 16, 2004)
TD Passes	3	Sexton, W. vs North Carolina (Oct 2, 2004)
Long Pass	50	Rix, C. vs Duke (Nov 6, 2004)
Receptions	11	Stovall, C. vs Florida (Nov 20, 2004)
Yards Receiving	181	Stovall, C. vs Florida (Nov 20, 2004)
TD Receptions	2	Stovall, C. vs North Carolina (Oct 2, 2004)
Long Reception	50	Davis, Chr. vs Duke (Nov 6, 2004)
Field Goals	5	Cismesia, G. vs Duke (Nov 6, 2004)
Long Field Goal	52	Beitia, X. vs Florida (Nov 20, 2004)
Punts	11	Hall, C. at NC State (Nov 11, 2004)
Punting Avg	48.0	Cimorelli, B. vs Virginia (Oct 16, 2004)
Long Punt	61	Hall, C. at NC State (Nov 11, 2004)
Long Punt Return	48	Reid, W. at Wake Forest (Oct 23, 2004)
Long Kickoff Return	61	Cromartie, A. vs Florida (Nov 20, 2004)
Tackles	16	Carter, J. vs Florida (Nov 20, 2004)
Sacks	2.0	Jones, W. vs UAB (Sep 18, 2004)
	2.0	Sims, E. vs Virginia (Oct 16, 2004)
	2.0	Nicholson, A.J. at NC State (Nov 11, 2004)
Tackles For Loss	4.0	Davis, Cha. at NC State (Nov 11, 2004)
Interceptions	1	Cromartie, A. at Miami (Sep 10, 2004)
	1	Watkins, P. vs UAB (Sep 18, 2004)
	1	Cromartie, A. vs Clemson (Sep 25, 2004)
	1	Watkins, P. vs Clemson (Sep 25, 2004)
	1	Smith, L. vs Clemson (Sep 25, 2004)
	1	Watkins, P. vs North Carolina (Oct 2, 2004)
	1	McGrew, S. at Syracuse (Oct 9, 2004)
	1	Carter, J. vs Virginia (Oct 16, 2004)
	1	Cromartie, A. at Wake Forest (Oct 23, 2004)
	1	Cromartie, A. at Maryland (Oct 30, 2004)
	1	Watkins, P. vs Duke (Nov 6, 2004)
	1	Williams, R. vs Duke (Nov 6, 2004)
	1	Smith, L. vs Duke (Nov 6, 2004)
	1	McFadden, B. vs Florida (Nov 20, 2004)
	1	Nicholson, A.J. at West Virginia (Jan 1, 2005)
	1	Piquion, R. at West Virginia (Jan 1, 2005)

TEAM GAME HIGHS

Rushes	51	vs Clemson (Sep 25, 2004)
Yards Rushing	301	at West Virginia (Jan 1, 2005)
Yards Per Rush	7.2	at West Virginia (Jan 1, 2005)
TD Rushes	4	vs UAB (Sep 18, 2004)
Pass attempts	51	at Maryland (Oct 30, 2004)
Pass completions	24	vs UAB (Sep 18, 2004)
Yards Passing	314	vs Duke (Nov 6, 2004)
	314	vs Florida (Nov 20, 2004)
Yards Per Pass	10.5	vs Duke (Nov 6, 2004)
TD Passes	3	vs North Carolina (Oct 2, 2004)
Total Plays	85	vs UAB (Sep 18, 2004)
	85	vs Clemson (Sep 25, 2004)
Total Offense	494	vs Duke (Nov 6, 2004)
Yards Per Play	8.1	vs Duke (Nov 6, 2004)
Points	41	vs Clemson (Sep 25, 2004)
Sacks By	8	vs UAB (Sep 18, 2004)
First Downs	26	vs UAB (Sep 18, 2004)
Penalties	17	at West Virginia (Jan 1, 2005)
Penalty Yards	174	at West Virginia (Jan 1, 2005)
Turnovers	4	at Miami (Sep 10, 2004)
Interceptions By	3	vs Clemson (Sep 25, 2004)
	3	vs Duke (Nov 6, 2004)

OPPONENT INDIVIDUAL GAME HIGHS

Rushes	25	Kay-Jay Harris, at West Virginia (Jan 1, 2005)
Yards Rushing	134	Kay-Jay Harris, at West Virginia (Jan 1, 2005)
TD Rushes	1	Gore, F., at Miami (Sep 10, 2004)
	1	Statham, J., at Maryland (Oct 30, 2004)
	1	Dargan, C., vs Duke (Nov 6, 2004)
	1	Fason, C., vs Florida (Nov 20, 2004)
	1	Kay-Jay Harris, at West Virginia (Jan 1, 2005)
Long Rush	35	Walker, J.J., at Maryland (Oct 30, 2004)
Pass attempts	40	Statham, J., at Maryland (Oct 30, 2004)
Pass completions	21	Statham, J., at Maryland (Oct 30, 2004)
Yards Passing	333	Statham, J., at Maryland (Oct 30, 2004)
TD Passes	1	Berlin, B., at Miami (Sep 10, 2004)
	1	Hackney, D., vs UAB (Sep 18, 2004)
	1	Whitehurst, C. vs Clemson (Sep 25, 2004)
	1	D Durant, vs North Carolina (Oct 2, 2004)
	1	Patterson, P., at Syracuse (Oct 9, 2004)
	1	Statham, J., at Maryland (Oct 30, 2004)
	1	Leak, C., vs Florida (Nov 20, 2004)
	1	R. Marshall, at West Virginia (Jan 1, 2005)
Long Pass	72	Statham, J., at Maryland (Oct 30, 2004)
Receptions	9	Miller, H. vs Virginia (Oct 16, 2004)
Yards Receiving	112	Moss, S., at Miami (Sep 10, 2004)
TD Receptions	1	Moss, S., at Miami (Sep 10, 2004)
	1	Lindsey, Reggie, vs UAB (Sep 18, 2004)
	1	Baham, C. vs Clemson (Sep 25, 2004)
	1	J Pollock, vs North Carolina (Oct 2, 2004)
	1	Jones, Jared, at Syracuse (Oct 9, 2004)
	1	Allen, J., at Maryland (Oct 30, 2004)
	1	Jackson, C., vs Florida (Nov 20, 2004)
	1	Kay-Jay Harris, at West Virginia (Jan 1, 2005)
Long Reception	72	Allen, J., at Maryland (Oct 30, 2004)
Field Goals	3	C Barth, vs North Carolina (Oct 2, 2004)
Long Field Goal	45	Novak, N., at Maryland (Oct 30, 2004)
Punts	11	Deraney, J., at NC State (Nov 11, 2004)
Punting Avg	47.3	McDonald, T., vs Duke (Nov 6, 2004)
Long Punt	66	McDonald, T., vs Duke (Nov 6, 2004)
Long Punt Return	87	Blackman, D., at NC State (Nov 11, 2004)
Long Kickoff Return	97	Miller, J. vs Clemson (Sep 25, 2004)
Tackles	14	Hill, L. vs Clemson (Sep 25, 2004)
Sacks	3.0	Williams, M., at NC State (Nov 11, 2004)
Tackles For Loss	4.0	Williams, M., at NC State (Nov 11, 2004)
Interceptions	2	Dee McCann, at West Virginia (Jan 1, 2005)

OPPONENT TEAM GAME HIGHS

Rushes	47	at West Virginia (Jan 1, 2005)
Yards Rushing	238	at West Virginia (Jan 1, 2005)
Yards Per Rush	5.1	at West Virginia (Jan 1, 2005)
TD Rushes	1	at Miami (Sep 10, 2004)
	1	at Maryland (Oct 30, 2004)
	1	vs Duke (Nov 6, 2004)
	1	vs Florida (Nov 20, 2004)
	1	at West Virginia (Jan 1, 2005)
Pass attempts	40	at Maryland (Oct 30, 2004)
	40	vs Florida (Nov 20, 2004)
Pass completions	26	vs Virginia (Oct 16, 2004)
Yards Passing	333	at Maryland (Oct 30, 2004)
Yards Per Pass	8.3	at Maryland (Oct 30, 2004)
TD Passes	1	at Miami (Sep 10, 2004)
	1	vs UAB (Sep 18, 2004)
	1	vs Clemson (Sep 25, 2004)
	1	vs North Carolina (Oct 2, 2004)
	1	at Syracuse (Oct 9, 2004)
	1	at Maryland (Oct 30, 2004)
	1	vs Florida (Nov 20, 2004)
	1	at West Virginia (Jan 1, 2005)
Total Plays	80	vs Florida (Nov 20, 2004)
Total Offense	429	at West Virginia (Jan 1, 2005)
Yards Per Play	5.6	at West Virginia (Jan 1, 2005)
Points	22	vs Clemson (Sep 25, 2004)
Sacks By	5	at NC State (Nov 11, 2004)
First Downs	26	at West Virginia (Jan 1, 2005)
Penalties	13	vs Florida (Nov 20, 2004)
Penalty Yards	121	at West Virginia (Jan 1, 2005)
Turnovers	5	vs Clemson (Sep 25, 2004)
	5	vs Duke (Nov 6, 2004)
Interceptions By	2	at Miami (Sep 10, 2004)
	2	at Wake Forest (Oct 23, 2004)
	2	at Maryland (Oct 30, 2004)
	2	vs Florida (Nov 20, 2004)
	2	at West Virginia (Jan 1, 2005)

Andre Cooper was a back-to-back All-ACC selection in 1995 and 1996 and is fourth in FSU history with 24 career TD catches.





Game 1 • 9/10 • The Orange Bowl • Miami, FL
MIAMI 16 FLORIDA STATE 10 (OT)

MIAMI, Fla. (AP) — Frank Gore's 18-yard touchdown run in overtime gave No. 5 Miami a 16-10 victory over No. 4 Florida State. The Hurricanes, playing their first game as a member of the Atlantic Coast Conference, extended their winning streak over the Seminoles to six games.

The Seminoles' offense did little during regulation and even less in overtime. After a holding call put Florida State in a first-and-20, Antrel Rolle sniffed out a screen pass for an 8-yard loss. Chris Rix connected with Craphonso Thorpe for a 15-yard gain on second down, but Rix fumbled on third down and Miami's Thomas Carroll recovered.

The game was originally scheduled to be played Sept. 6th, but was postponed four days because of Hurricane Frances.

Miami (1-0) scored 16 straight points in the fourth quarter after Florida State (0-1) took a 10-0 lead by capitalizing on two turnovers. The Hurricanes also got some help from a missed field goal — something that has defined this rivalry. FSU's Xavier Beitia had a 34-yarder blocked with 3:58 to play. The kick would have sealed a victory for the Seminoles. Instead, it gave Miami the ball back with a chance to tie the game.

Brock Berlin drove the Hurricanes 80 yards in five plays and 52 seconds. He connected with Sinorice Moss for a 30-yard touchdown with 30 seconds to play, and the extra point tied the game at 10. After Miami tied the game, the Seminoles took a few shots deep, but the game went to overtime.

It was the third meeting in less than 11 months for the in-state rivals. Rix threw two interceptions and fumbled twice, including the crucial one in overtime. He finished 12-of-28 for 108 yards.

FSU couldn't run the ball, either, gaining just 57 yards — the lowest in the series since 1994. UM had plenty of chances to win this one in regulation. Following Rix's second interception, Berlin hooked up with Moss for a 63-yard gain early in the fourth quarter. Then Berlin connected with Greg Olsen for another 22 yards, setting up a first-and-goal at the 2. But the Hurricanes couldn't punch it in.

Jon Peattie hit the 19-yard chip shot early in the fourth for Miami's first points. Peattie missed a 52-yarder as time expired in the first half and was wide right on a 42-yarder late in the third quarter.

The Hurricanes had a chance to try another field goal in the third, but UM Coach Larry Coker opted to go for it on fourth-and-4 from the 32. Berlin threw an incomplete pass. It was something Miami saw much of the night as Berlin mis-fired short and deep. He finished 20-of-36 for 255 yards with a touchdown and an interception.

SCORING SUMMARY

	1	2	3	4	OT	Total
Florida State	3	7	0	0	0	10
Miami	0	0	0	10	6	16

First Quarter

FSU-FG Beitia 45, 3:50

Second Quarter

FSU-Cromartie 61 fumble return (Beitia kick), 7:18

Fourth Quarter

MIA-FG Peattie 18, 12:39

MIA-S.Moss 30 pass from Berlin (Peattie kick), :30

Overtime

MIA-Gore 18 run

TEAM STATISTICS

	FSU	MIAMI
First downs	10	16
Rushes-yards	35-57	32-109
Passing	108	255
Comp-Att-Int	12-28-2	20-36-1
Return Yards	67	36
Punts-Avg.	8-45.4	7-42.6
Fumbles-Lost	2-2	2-2
Penalties-Yards	6-45	4-41
Time of Possession	29:05	30:55
Attendance		78,622

INDIVIDUAL STATISTICS

RUSHING- FSU: Washington 13-44, Booker 11-39, Coleman 1-2, Rix 8-(minus 12), Davis 2-(minus 16). UM: Gore 18-89, Parrish 1-8, T.Moss 6-5, Berlin 6-5, S.Moss 1-2.

PASSING- FSU: Rix 12-28-2-108. UM: Berlin 20-36-1-255.

RECEIVING- FSU: Thorpe 5-42, Booker 3-10, Davis 2-25, Sam 1-17, Stovall 1-14. UM: S.Moss 4-112, Parrish 4-45, Everett 3-42, Olsen 2-39, Jenkins 2-6, Hill 2-3, Gore 2-(minus 4), Moore 1-12.

Game 2 • 9/18 • Doak Campbell Stadium • Tallahassee, FL
FLORIDA STATE 34 UAB 7

TALLAHASSEE, Fla. (AP) — Leon Washington ran for 104 yards and a touchdown and Florida State sacked Darrell Hackney eight times to rebound from a disappointing loss to Miami with a 34-7 victory over UAB. B.J. Dean, James Coleman and Chris Rix scored on 1-yard runs and Xavier Beitia kicked two field goals for Florida State.

After the offense failed to score a touchdown against the Hurricanes in a 16-10 loss, the Seminoles went 74 yards on their opening drive for a score. The big play was Washington's career-best 48-yard run on the game's second play. Florida State (1-1) had 489 offense and didn't punt until late in the fourth quarter.

In addition to getting to Hackney for 54 yards in losses, the Florida State defense limited UAB to 144 total yards and a minus-24 yards rushing.

The Blazers' lone touchdown came in the final minute of the first half on a 21-yard pass from Hackney to Reggie Lindsey.

Leading 17-7 at halftime, the Seminoles appeared ready to take command of the contest on their first drive of the second half but the erratic Rix was intercepted at the goal line by UAB safety Justin Whitmore. However, Florida State was back in business moments later when Pat Watkins 31-yard return with an interception set up Dean's 1-yard scoring run to give the Seminoles a 24-7 lead. Washington's 2-yard TD run on the first play of the fourth quarter made it 31-7.

Rix was 18-for-29 for 191 yards before leaving in favor of little-used backup Wyatt Sexton in the fourth quarter.

After missing a 49-yard try midway through the first quarter, Beitia connected from 30 yards on the first play of the second quarter as Florida State built a 10-0 advantage. His 22-yard kick completed the scoring in the fourth period.

Jae Thaxton blocked a punt by UAB's Parker Mullins to set up Coleman's 1-yard scoring run and give the Seminoles a 17-0 lead three minutes into the second quarter. UAB (1-1) rolled up 516 yards offense in its 56-14 win over Baylor in its opener, but couldn't gain a yard or first down in the first quarter, managing only six plays.

Saturday's announced crowd of 81,825 included 1,400 victims of Hurricane Ivan who were given tickets by Florida State.

SCORING SUMMARY

	1	2	3	4	Total
UAB	0	7	0	0	7
Florida State	7	10	7	10	34

First Quarter

FSU-Rix 1 run (Beitia kick), 13:03

Second Quarter

FSU-FG Beitia 30, 14:56

FSU-Coleman 1 run (Beitia kick), 11:57

UAB-Lindsey 21 pass from Hackney (Hayes kick), :32

Third Quarter

FSU-Dean 1 run (Beitia kick), 4:49

Fourth Quarter

FSU-Washington 2 run (Beitia kick), 14:55

FSU-FG Beitia 22, 8:15

TEAM STATISTICS

	UAB	FSU
First downs	11	26
Rushes-yards	28-(-24)	47-251
Passing	168	238
Comp-Att-Int	10-22-1	24-38-1
Return Yards	19	104
Punts-Avg.	9-38.0	1-43
Fumbles-Lost	0-0	2-0
Penalties-Yards	6-50	15-145
Time of Possession	26:11	33:49
Attendance		81,825

INDIVIDUAL STATISTICS

RUSHING-UAB: Burks 14-19, Elliott 3-0, Moncur 1-(minus 2), Hackney 10-(minus 41). **FSU:** Washington 11-104, Booker 16-71, Rix 7-42, Reid 1-15, Coleman 4-12, Edwards 1-11, Dean 4-6, Lewis 1-1, Sexton 2-(minus 11).

PASSING-UAB: Hackney 10-22-1-168. **FSU:** Rix 18-29-1-191, Sexton 6-9-0-47.

RECEIVING-UAB: White 3-47, Lindsey 2-23, Chavez 1-55, Drinkard 1-25, Hampton 1-13, Burks 1-4, Chaney 1-1. **FSU:** Booker 5-31, Reid 4-16, Stovall 3-53, Thorpe 3-48, Washington 2-18, Sam 2-18, Robinson 1-20, Davis 1-11, Fagg 1-10, Irons 1-8, Henshaw 1-5.

Two years ago the national Bobby Bowden Award was announced which is given annually by the Fellowship of Christian Athletes.





**Game 3 • 9/25 • Doak Campbell Stadium • Tallahassee, FL
FLORIDA STATE 41 CLEMSON 22**

TALLAHASSEE, Fla. (AP) — Wyatt Sexton threw for 162 yards and a touchdown after replacing an injured Chris Rix, and No. 8 Florida State forced five turnovers in a 41-22 victory over Clemson.

Rix sprained his right ankle late in the first quarter and was able to return, but spent the rest of the game on the sideline watching Sexton direct the offense. Sexton, a redshirt sophomore, completed 17 of 26 passes with a 47-yard scoring pass to Chauncey Stovall — the Seminoles' first TD pass of the season.

Justin Miller matched a school record with two kickoff return touchdowns for Clemson (1-3, 0-2 Atlantic Coast Conference), which has lost three straight.

The Seminoles (2-1, 1-1) avenged last year's 26-10 loss at Clemson and gave Florida State coach Bobby Bowden a 5-1 record in matchups against his son, Tigers coach Tommy Bowden. It was also elder Bowden's 344th career victory, the most ever by a Division I-A coach. The Tigers managed only 173 yards offense, just 23 in the second half.

The Seminoles' defense, ranked ninth nationally going into the game, intercepted Charlie Whitehurst three times and forced two fumbles. The defense scored one touchdown and set up another just 18 seconds apart in the second quarter.

The Seminoles took the lead 10-7 on B.J. Dean's 1-yard TD run, three plays after Charles Howard recovered a fumble by Whitehurst at the 18.

Whitehurst, on Clemson's next offensive play, was intercepted by Leroy Smith, who ran in 31 yards right past the quarterback to give the Seminoles a 17-7 lead. This time Clemson countered as Curtis Baham — wide open in the end zone — pulled in a 12-yard TD from Whitehurst to make it 17-14 with 1:47 left in the half. Miller's two TDs covered 97 and 86 yards and he set an ACC record with 282 yards on six returns. His second touchdown brought Clemson to within 24-22 midway through the third period.

Whitehurst, who has struggled all season, completed 10 of 24 passes for just 88 yards and lost two fumbles. He has 13 turnovers in Clemson's first four games, including 10 interceptions.

Five different players scored touchdowns for the Seminoles and Xavier Beitia kicked field goals of 29 and 38 yards.

**Game 4 • 10/2 • Doak Campbell Stadium • Tallahassee, FL
FLORIDA STATE 38 UNC 16**

TALLAHASSEE, Fla. (AP) — Wyatt Sexton threw three touchdown passes in his starting debut and Leon Washington ran for 153 yards and a touchdown as No. 9 Florida State defeated North Carolina 38-16 Saturday.

Florida State (3-1, 2-1 Atlantic Coast Conference) built a 24-6 lead early in the third quarter, but didn't put the game out of reach until Sexton's 15-yard TD pass to Chauncey Stovall completed the scoring with 6:53 left.

Stovall also caught a 5-yard scoring pass in the final minute of the first half that gave Florida State a 21-6 lead at halftime.

North Carolina (2-3, 1-2 ACC) managed 363 yards against Florida State's tough defense, but had difficulty reaching the end zone. Darian Durant passed for 254 yards and the Tar Heels' lone touchdown, an 8-yard scoring toss to Jawariski Pollock in the third quarter that cut Florida State's lead to 24-13. Connor Barth kicked field goals of 20, 32 and 37 yards to round out North Carolina's scoring.

Sexton, making his first start in place of injured Chris Rix, hit 10 of 11 passes to open the game as he took the Seminoles to touchdowns on their first two drives.

Sexton completed 6 of 7 passes for 48 yards and drove the Seminoles 81 yards on their opening drive of the game, climaxed by Washington's 18-yard run for a touchdown on a fourth-and-1 play.

Sexton also teamed with Craphanso Thorpe on an 11-yard touchdown in the third quarter, and Lorenzo Booker added a 12-yard scoring run.

Booker added 84 yards on 13 carries as the Seminoles ran for 190 yards in the second half and finished with 249.

Sexton, who completed 20 of 31 passes for 191 yards, came off the bench last week and rallied Florida State from a 7-3 deficit to a 41-22 victory over Clemson after Rix sprained his right ankle.

Rix was on the sideline Saturday with a soft cast on his ankle and the timing of his return remains uncertain. FSU put freshman quarterback Drew Weatherford into the game in the fourth quarter, but he sprained an ankle on an apparent bootleg to his left on his first college play.

SCORING SUMMARY

	1	2	3	4	Total
Clemson	7	7	8	0	22
Florida State	3	14	14	10	41

First Quarter

FSU-FG Beitia 29, 11:00
Clem-Miller 97 kickoff return (JDean kick), 10:48

Second Quarter

FSU-B.J. Dean 2 run (Beitia kick), 4:06
FSU-L.Smith 41 pass interception return (Beitia kick), 3:48
Clem-Baham 12 pass from Whitehurst (JDean kick), 1:47

Third Quarter

FSU-Stovall 47 pass from Sexton (Beitia kick), 11:14
Clem-Safety, Gaddis blocked punt, 7:42
Clem-Miller 86 kickoff return (run failed), 7:30
FSU-Washington 35 run (Beitia kick), 3:20

Fourth Quarter

FSU-Coleman 1 run (Beitia kick), 8:45
FSU-FG Beitia 38, 2:10

TEAM STATISTICS

	Clem	FSU
First downs	11	20
Rushes-yards	26-85	51-186
Passing	88	184
Comp-Att-Int	10-26-3	20-34-0
Return Yards	5	115
Punts-Avg.	7-40	7-32
Fumbles-Lost	3-2	1-0
Penalties-Yards	3-19	7-61
Time of Possession	21:27	38:33
Attendance		83,538

INDIVIDUAL STATISTICS

RUSHING-Clem: D.Coleman 5-29, Whitehurst 13-27, Merriweather 5-19, Stuckey 1-13, Proctor 1-(minus 1), Browning 1-(minus 2). FSU: Booker 20-92, Washington 14-76, B.J. Dean 2-15, Coleman 3-14, Lewis 2-6, Edwards 1-4, Rix 4-(minus 5), Sexton 5-(minus 16).

PASSING-Clem: Whitehurst 10-24-3-88, Proctor 0-2-0-0. FSU: Sexton 17-26-0-162, Rix 3-8-0-22.

RECEIVING-Clem: Currie 3-29, Grant 2-32, Coleman 2-11, Stuckey 2-4, Baham 1-12. FSU: Stovall 7-96, Thorpe 4-20, Booker 2-8, Washington 2-7, Coleman 1-14, Sam 1-14, Robinson 1-10, Reid 1-9, B.J. Dean 1-6.

SCORING SUMMARY

	1	2	3	4	Total
North Carolina	3	3	7	3	16
Florida State	7	14	10	7	38

First Quarter

FSU-Washington 18 run (Beitia kick), 7:29
UNC-FG Barth 20, 2:22

Second Quarter

FSU-Booker 12 run (Beitia kick), 14:14
UNC-FG Barth 32, 8:48
FSU-Stovall 5 pass from Sexton (Beitia kick), :40

Third Quarter

FSU-FG Beitia 44, 12:33
UNC-Pollock 8 pass from Durant (Barth kick), 10:42
FSU-Thorpe 11 pass from Sexton (Beitia kick), 1:27

Fourth Quarter

UNC-FG Barth 37, 12:07
FSU-Stovall 15 pass from Sexton (Beitia kick), 6:53

TEAM STATISTICS

	UNC	FSU
First downs	18	22
Rushes-yards	35-100	37-249
Passing	263	193
Comp-Att-Int	20-33-1	20-31-1
Return Yards	32	41
Punts-Avg.	6-30	5-45
Fumbles-Lost	2-0	0-0
Penalties-Yards	7-51	10-84
Time of Possession	31:12	28:48
Attendance		82,708

INDIVIDUAL STATISTICS

RUSHING-UNC: Lewis 13-67, Scott 8-22, Durant 6-8, Baker 3-5, Mason 1-0, Wilson 4-(minus 2). FSU: Washington 10-153, Booker 13-84, Coleman 2-7, Surratt 2-6, Lewis 3-6, Davis 1-4, Edwards 3-2, Weatherford 1-(minus 5), Sexton 2-(minus 8).

PASSING-UNC: Durant 18-30-1-254, Baker 2-2-0-9, Mitchell 0-1-0-0. FSU: Sexton 20-31-1-193.

RECEIVING-UNC: Pollock 8-100, Bowman 3-34, Mason 2-19, Mitchell 1-45, Lewis 1-31, Hamlett 1-13, Phillips 1-12, Brumett 1-5, Cook 1-2, Scott 1-2. FSU: Stovall 7-78, Thorpe 4-43, Reid 2-28, Washington 2-22, Robinson 1-10, Davis 1-7, Fagg 1-4, Dean 1-4, Booker 1-(minus 3).



Alex Barron was a two-time consensus All-American at offensive tackle ('03, '04) earning the honor of having his locker sealed at FSU.



Game 5 • 10/9 • The Carrier Dome • Syracuse, NY
FLORIDA STATE 17 SYRACUSE 13

SYRACUSE, N.Y. (AP) — Leon Washington rushed for a career-high 164 yards and scored on runs of 21 and 45 yards in the second half, and No. 8 FSU survived a major scare, rallying past Syracuse 17-13. The Orange made it difficult for the Seminoles (4-1) and quarterback Wyatt Sexton, who was making his first road start.

Sexton was 15-for-26 for 169 yards and maintained his poise in the face of a raucous Carrier Dome crowd. He kept his passes short for most of the game. But he opened up with time winding down in the third, with a 24-yard completion to Craphonso Thorpe and a 12-yarder to Chauncey Stovall. Facing a third-and-2 at the Syracuse 21, Washington scored on a run around the right side to tie it with 2:41 left. It was the only third-down conversion of the game for FSU.

The Orange went nowhere after the ensuing kickoff and FSU struck again in only 34 seconds. Sexton hit Thorpe with a 15-yard sideline pass and Washington made a nifty cut between two blocks and scored untouched on a 45-yard run down the left side with 13:29 left in the game. Syracuse closed to 17-13 on a 39-yard field goal by Collin Barber with 10:00 left and drove to the FSU 30 in the final minute, but linebacker Sam McGrew intercepted Perry Patterson's pass with five seconds left to end it.

Patterson finished 19-for-28 for a career-high 207 yards. FSU held Syracuse to only 58 yards rushing a week after the Orange ran for 360 yards against Rutgers. Syracuse took the opening kickoff and drove to the FSU 30 before the drive stalled, and Barber kicked a 44-yard field goal for a 3-0 lead. WR Landel Bembo, who grew up in Tallahassee and wanted to be a Seminole, keyed the drive with a 32-yard run off a reverse.

FSU tied it on Xavier Beitia's 28-yard field goal with 1:04 left in the first. The fired-up Orange defense, which limited FSU to 75 yards passing and 76 rushing in the first half, held after FSU moved to a first-and-10 at the Syracuse 11-yard line.

After the ensuing kickoff, a roughing-the-passer penalty against FSU gave Syracuse a first down just past midfield, and Patterson hit Jared Jones with a 44-yard touchdown pass. Syracuse led 10-3 at halftime, and the lead could have been larger. Ferri ripped the ball out of Lorenzo Booker's hands at the Syracuse 25 and returned it 30 yards, but Barber missed wide right on a 42-yard field goal try with 4:53 left in the second. After FSU went three and out, Patterson hit Andre Fontenette for 33 yards and Reyes gained another 24 on a screen pass. But three plays later Reyes fumbled on a first-and-goal play from the 5 and Bryant McFadden recovered for Florida State.

Syracuse missed another great opportunity at the start of the second half. FSU drove to midfield, but Ferri intercepted a pass over the middle and returned it 45 yards to the FSU 23. When the Orange offense faltered, Barber missed wide left on a 37-yard field goal.

SCORING SUMMARY

	1	2	3	4	Total
Florida State	3	0	7	7	17
Syracuse	10	0	0	3	13

First Quarter

SYR-FG Barber 44, 10:26
 FSU-FG Beitia 28, 1:04
 SYR-Jones 44 pass from Patterson (Barber kick), :00

Third Quarter

FSU-Washington 21 run (Beitia kick), 2:41

Fourth Quarter

FSU-Washington 45 run (Beitia kick), 13:29
 SYR-FG Barber 39, 10:00

TEAM STATISTICS

	FSU	SYR
First downs	23	14
Rushes-yards	43-258	31-58
Passing	169	207
Comp-Att-Int	15-26-1	19-28-1
Return Yards	5	78
Punts-Avg.	4-41	6-46.8
Fumbles-Lost	2-2	1-1
Penalties-Yards	10-77	5-50
Time of Possession	29:15	30:45
Attendance		40,539

INDIVIDUAL STATISTICS

RUSHING-FSU: Washington 21-164, Booker 15-85, Sexton 3-8, Coleman 2-5, Team 1-(minus 2), Chr. Davis 1-(minus 2). SYR: Bembo 1-32, Reyes 14-27, Patterson 8-5, Hanoian 1-1, Rhodes 7-(minus 7).

PASSING-FSU: Sexton 15-26-1-169. SYR: Patterson 19-28-1-207.

RECEIVING-FSU: Thorpe 6-84, Washington 4-24, Booker 2-30, Fagg 1-13, Stovall 1-12, Dean 1-6. SYR: Reyes 6-51, Jones 3-56, Fontenette 3-55, Kowaleski 2-18, Bembo 2-16, Brown 2-(minus 2), Rhodes 1-13.

Game 6 • 10/16 • Doak Campbell Stadium • Tallahassee, FL
FLORIDA STATE 36 VIRGINIA 3

TALLAHASSEE, Fla. (AP) — Virginia was ranked higher than FSU and looking for its first road win against a top-10 team but the No. 6 Cavaliers couldn't even get a touchdown. Wyatt Sexton's precision passing took care of the offense as the No. 7 Seminoles rolled to a 36-3 victory over previously undefeated Virginia and picked up their first win over a higher ranked team for the first time since the 1998 season.

Tailback Lorenzo Booker rushed for a career-high 123 yards and two touchdown runs, while Florida State's defense limited Virginia to 20 yards rushing. Virginia coach Al Groh said it was the best FSU team he's seen since coming to Virginia four years ago.

Sexton completed 20 of 26 passes for 275 yards and a touchdown despite having five passes dropped. He has completed 66.1 percent of his passes for 846 yards and five touchdowns since replacing Chris Rix as the starter last month. Sexton was modest about his second near-flawless performance in three weeks.

FSU (5-1, 3-1 ACC) easily played its best game of the season, getting big plays from its special teams and beating UVA for the seventh straight time at home. Florida State's win snapped a string of six straight losses against top-10 opponents. Virginia (5-1, 2-1 ACC) came into the game averaging 42.4 points and 493.2 yards, but was unable to run against Florida State's vaunted rush defense, which gave up just 5 yards in the first half. Virginia's only points came on a 23-yard field goal by Connor Hughes as time expired in the first half. Only the elusiveness of Virginia quarterback Marques Hagans got the Cavaliers on the scoreboard. Under a heavy rush all night, Hagans managed to complete 9 of 11 passes to set up the field goal. Hagans completed 20 of 30 passes for 214 yards and was intercepted once before leaving after three quarters in favor of Christian Olsen. Tight end Heath Miller caught nine passes for 110 yards for Virginia.

Sexton shook off the early drops and completed pass after pass, one a perfectly thrown pass to Chauncey Stovall, who outjumped Virginia's Marcus Hamilton for the ball and a 19-0 lead. Despite four drops, Sexton completed 16 of 21 passes for 179 yards and a touchdown in the first half, throwing to nine receivers. FSU's special teams started the scoring. Linebacker Ernie Sims broke free from his left side and blocked Sean Johnson's punt into the end zone midway through the first quarter for a safety and a 2-0 lead. Leon Washington scored on a 5-yard run and finished with 68 yards rushing while Xavier Beitia kicked two field goals and missed one.

SCORING SUMMARY

	1	2	3	4	Total
Virginia	0	3	0	0	3
Florida State	2	17	3	14	36

First Quarter

FSU-Safety, Sims blocked punt out of end zone, 7:40

Second Quarter

FSU-FG Beitia 26, 12:33
 FSU-Booker 6 run (Beitia kick), 8:46
 FSU-Stovall 24 pass from Sexton (Beitia kick), 2:33
 UVa-FG Hughes 23, 0:00

Third Quarter

FSU-FG Beitia 32, 10:11

Fourth Quarter

FSU-Washington 5 run (Beitia kick), 14:30
 FSU-Booker 5 run (Beitia kick), 6:38

TEAM STATISTICS

	UVA	FSU
First downs	18	23
Rushes-yards	29-20	39-192
Passing	261	278
Comp-Att-Int	26-38-1	21-27-0
Return Yards	28	71
Punts-Avg.	8-35	4-45
Fumbles-Lost	1-0	2-0
Penalties-Yards	6-40	10-85
Time of Possession	29:13	30:47
Attendance		84,155

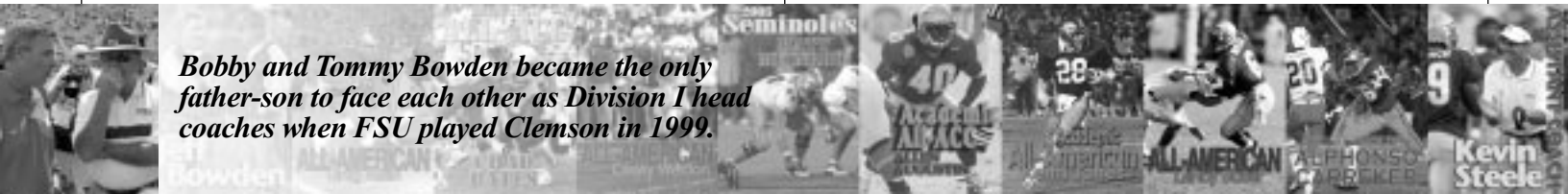
INDIVIDUAL STATISTICS

RUSHING-UVA: Lundy 10-32, Pearman 6-12, Johnson 6-1, Olsen 1(-8), Hagans 6(-17). FSU: Booker 15-123, Washington 16-68, Edwards 1-6, Coleman 1-2, Lewis 1-0, Sexton 3-0, Stovall 1-(minus 2), Chr.Davis 1-(minus 5).

PASSING-UVA: Hagans 20-30-1-214, Olsen 6-8-0-47. FSU: Sexton 20-26-0-275, Rix 1-1-0-3.

RECEIVING-UVA: Miller 9-110, Pearman 4-64, Williams 3-34, Johnson 3-6, Lundy 3-6, Santi 1-18, Stupar 1-13, McGrew 1-13, Brown 1(-3). FSU: Irons 4-23, Reid 3-71, Stovall 3-70, Washington 3-25, Thorpe 2-39, Davis 1-24, Booker 1-7, Henshaw 1-7, Robinson 1-5, Coleman 1-4, Roof 1-3.

Bobby and Tommy Bowden became the only father-son to face each other as Division I head coaches when FSU played Clemson in 1999.





Game 7 • 10/23 • Groves Stadium • Winston-Salem, NC
FLORIDA STATE 20 WAKE FOREST 17

WINSTON-SALEM, N.C. (AP) — Xavier Beitia kicked a 22-yard field goal with 1:03 to play to help No. 5 Florida State pull off a surprisingly close 20-17 victory over Wake Forest.

FSU quarterback Wyatt Sexton had a tough day, committing three turnovers that nearly cost FSU (6-1, 4-1 ACC) the game. He helped Wake Forest build a 14-3 lead before halftime with an interception and a fumble, and both turnovers were returned for touchdowns.

After pushing the Seminoles ahead with touchdown passes of 20- and 46-yards, Sexton gave Wake Forest another chance late in the fourth quarter when he foolishly attempted a pass that was tipped by Jerome Nichols and intercepted by freshman Jeremy Thompson. That set up Ryan Plackemeir's 41-yard field goal that tied the game at 17 with 4:32 to play.

FSU then needed a 46-yard run by Lorenzo Booker on third-and-10 and a 14-yard pass from Sexton to Dominic Robinson on third-and-6 to set up the game-winning field goal.

Wake Forest (3-4, 0-4) dropped another close one to remain winless in conference play.

Despite the miscues, Sexton improved to 4-0 as a starter since taking over for Chris Rix. He finished 17-for-39 for 194 yards, two touchdowns, two interceptions and a fumble. It was clear early Sexton wasn't going to have the same kind of day he did last week when he completed 20 of 26 passes for a career-high 275 yards in the Seminoles' dismantling of Virginia. He got off to a bad start when he was called for intentional grounding on the third play of the game, and it just got worse from there. Nichols had the first of his two tipped passes late in the first quarter and Matt Robinson intercepted it, returning it 19 yards for a touchdown and a 7-0 Wake Forest lead.

Sexton later fumbled on a sack by Eric King, and Brad White scooped the ball up and rumbled 36 yards for a touchdown that put Wake Forest up 14-3 right before halftime. But Sexton got some third-quarter help from Willie Reid, who returned a punt 48 yards to the Wake 14. After Booker lost yards on a fumble, FSU went to Reid to put points on the board with a 20-yard touchdown pass from Sexton that cut the Wake Forest lead to 14-10.

Sexton wasn't able to give FSU its first lead of the game until the fourth quarter, when he threw a 46 yard touchdown pass to Robinson to go up 17-14 with 9:59 left.

Wake Forest, averaging 221.7 yards rushing a game, struggled against the nation's best run defense. Florida State held the Deacons to 133 yards on the ground.

Beitia also made a 44-yarder, but had a blocked field goal in the first quarter. Plackemeir also missed a 39-yarder.

Game 8 • 10/30 • Byrd Stadium • College Park, MD
MARYLAND 20 FLORIDA STATE 17

COLLEGE PARK, Md. (AP) — Florida State's dominance of Maryland ended with a highly improbable upset. Joel Statham threw for 333 yards and ran for a score, and the Terrapins held on to beat the fifth-ranked Seminoles 20-17. FSU (6-2, 4-2 ACC) came in with a six-game winning streak and a 14-0 record vs. Maryland (4-4, 2-3). But FSU fell behind 20-10 before turning to former starting quarterback Chris Rix at the start of the fourth quarter. On his second series, Rix moved FSU to the 35 before a 52-yard field goal try by Xavier Beitia hit the left crossbar. On his next drive, Rix threw his first touchdown pass of the season, a 16-yarder to Chauncey Stovall with 7:43 remaining that made it 20-17.

After a Maryland punt, Rix got FSU in position for another field goal attempt by Beitia, who was wide left on 45-yard field goal try with 4:45 left. Rix got one final chance two minutes later, but his fourth-down pass from the FSU 27 soared over the head of Lorne Sam with 1:38 to go, setting off a wild celebration among the sellout crowd of 52,203.

Maryland had never come closer than 14 points against FSU, but Statham repeatedly pierced the nation's eighth-ranked defense with slant patterns and screen passes, finding seven different receivers in going 21-for-40 with one interception. On third down, he was 8-for-15 for 134 yards.

Florida State starting quarterback Wyatt Sexton went 14-for-30 for 164 yards and two interceptions, and halfback Lorenzo Booker was limited to 51 yards on 13 carries. Booker played in place of Leon Washington, who has a separated right shoulder. Washington ranks third in the ACC with 689 yards rushing and leads the Seminoles with six touchdowns.

Down 13-3 at halftime, FSU sliced into the deficit when Antonio Cromartie returned an interception 40 yards to a touchdown with 12:58 left in the third quarter. But Statham answered with a third-down screen pass to Josh Allen, who weaved his way for a 72-yard score and a 10-point cushion.

Maryland moved 68 yards on its opening drive before Nick Novak kicked a 43-yard field goal for a 3-0 lead. Statham went 3-for-3 for 65 yards, including a 39-yarder to Danny Melendez. Beitia tied it with a 48-yard field goal late in the quarter, six plays after a pass interference call against Maryland's Ray Custis on a third-and-6 play.

The Terrapins regained the lead when Novak ended a 14-play drive with a 45-yard field goal. The march was extended when FSU went offides on a fourth-and-1 at the FSU 33. Maryland made it 13-3 midway through the second quarter with a drive that featured a 35-yard run by wide receiver Jo Jo Walker. After Statham completed a 33-yard pass to Vernon Davis on third-and-12, the quarterback ran it in from the 1. It was only the second rushing touchdown allowed by FSU this season.

SCORING SUMMARY

	1	2	3	4	Total
Florida State	0	3	7	10	20
Wake Forest	7	7	0	3	17

First Quarter

WF-Robinson 19 interception return (Plackemeir kick), :50

Second Quarter

FSU-FG Beitia 44, 10:46

WF- White 36 fumble return (Plackemeir kick), 4:28

Third Quarter

FSU-Reid 20 pass from Sexton (Beitia kick), 6:31

Fourth Quarter

FSU-Robinson 46 pass from Sexton (Beitia kick), 9:59

WF-FG Plackemeir 41, 4:32

FSU-FG Beitia 22, 1:03

TEAM STATISTICS

	FSU	WF
First downs	20	17
Rushes-yards	38-138	45-133
Passing	194	137
Comp-Att-Int	17-39-2	15-29-1
Return Yards	138	134
Punts-Avg.	8-39.6	9-40.6
Fumbles-Lost	2-1	0-0
Penalties-Yards	11-81	8-84
Time of Possession	31:08	28:52
Attendance		31,403

INDIVIDUAL STATISTICS

RUSHING-FSU: Washington 15-80, Booker 14-68, Coleman 4-13, Dean 1-1, Sextonm 4-(minus 24). WF: Randolph 17-60, Barclay 19-58, Morton 1-9, Mauk 4-7, Birgs 1-2, Andrews 1-(minus 1), team 2-(minus 2).

PASSING-FSU: Sexton 17-39-2-194. WF: Randolph 12-24-1-91, Mauk 3-5-0-46.

RECEIVING-FSU: Robinson 4-81, Stovall 3-29, Booker 3-11, Reid 2-38, Thorpe 2-29, Coleman 2-12, Washington 1-(minus 6). WF: Anderson 6-99, Barclay 4-14, Davis 2-12, Selmon 1-5, Marion 1-4, Idlette 1-3.

SCORING SUMMARY

	1	2	3	4	Total
Florida State	3	0	7	7	17
Maryland	3	10	7	0	20

First Quarter

MD-FG Novak 43, 9:21

FSU-FG Beitia 48, 2:38

Second Quarter

MD-FG Novak 45, 11:54

MD-Statham 1 run (Novak kick), 7:58

Third Quarter

FSU-Cromartie 40 interception return (Beitia kick), 12:58

MD-Allen 72 pass from Statham (Novak kick), 11:55

Fourth Quarter

FSU-Stovall 16 pass from Rix (Beitia kick), 7:43

TEAM STATISTICS

	FSU	MD
First downs	21	17
Rushes-yards	23-50	38-54
Passing	304	333
Comp-Att-Int	22-51-2	21-40-1
Return Yards	104	24
Punts-Avg.	41.8	8-45
Fumbles-Lost	0-0	2-1
Penalties-Yards	7-56	5-55
Time of Possession	25:15	34:45
Attendance		52,203

INDIVIDUAL STATISTICS

RUSHING-FSU: Booker 13-51, Coleman 1-8, Sexton 5-(-4), Rix 4-(-5). MD: Walker 2-42, Allen 13-23, Maldonado 12-21, Statham 6-(minus 5), team 5-(-27).

PASSING-FSU: Sexton 14-30-2-164, Rix 8-21-0-140. MD: Statham 21-40-1-333.

RECEIVING-FSU: Stovall 5-67, Thorpe 5-56, Robinson 4-81, Booker 2-23, C.Davis 2-17, Irons 1-24, Sam 1-15, Henshaw 1-15, Coleman 1-8. MD: V.Davis 6-99, Walker 4-36, Allen 3-98, Parson 3-16, Weatherly 2-25, Maldonado 2-20, Melendez 1-39.

Linebacker Sam Cowart earned consensus All-America honors in 1997 and has starred in the NFL for the Bills and Jets.





**Game 9 • 11/6 • Doak Campbell Stadium • Tallahassee, FL
FLORIDA STATE 29 DUKE 7**

TALLAHASSEE, Fla. (AP) - Backup quarterback Wyatt Sexton led three long scoring drives in the second half, and true freshman kicker Gary Cismesia tied a school record with five field goals in his college debut to lead 13th-ranked Florida State past Duke 29-7.

Sexton completed 11 of 15 passes for 220 yards and a touchdown while taking the Seminoles on drives of 93, 80 and 70 yards to break open a tight game with 20 straight points. Florida State (7-2, 5-2 Atlantic Coast Conference) struggled on offense in the first half, managing three short field goals from Cismesia to make it 9-0.

Sexton replaced Chris Rix, who failed to get the Seminoles into the end zone in the first half while making his first start in six weeks. Rix went 9-of-15 for just 94 yards and threw an interception that set up Duke's touchdown — his 37th pick at FSU.

The Seminoles reached Duke's 1, 6 and 3 on successive series in the first quarter before settling for the kicks by Cismesia, a freshman playing in place of slumping senior Xavier Beitia.

Rix, under a heavy rush, was intercepted by Duke's Cody Lowe at midfield late in the second half to set up the game's first touchdown. Lowe ran 26 yards to the Florida State 24, and eight plays later Cedric Dargan scored on a 1-yard run to pull the Blue Devils within 9-7.

Duke wasted a second-half scoring chance when Mike Schneider was intercepted in the end zone by Pat Watkins.

The Seminoles went up 19-9 on Cismesia's fourth field goal, and Sexton's 45-yard touchdown pass to Chris Davis. The hosts made it 26-7 with a little more than 11 minutes left on freshman Lamar Lewis' 4-yard TD run. Cismesia's fifth field goal, from 43 yards, tied a school record. Sebastian Janikowski — now with the Oakland Raiders — kicked five in a game twice for FSU, and Bill Capece did it once.

For Florida State, both wide receiver Chauncey Stovall (8-138) and tailback Lorenzo Booker (15-130) hit the century mark while Davis, a sophomore wide receiver, had two catches for 95 yards and a touchdown. Junior A.J. Nicholson led all players with a career-high 14 tackles, including two for loss.

With the win, the Seminoles are now 46-9-1, including 28-1 under Bobby Bowden, in Homecoming games.

SCORING SUMMARY

	1	2	3	4	Total
Duke	0	7	0	0	7
Florida State	9	0	10	10	29

First Quarter

- FSU-FG Cismesia 23, 9:17.
- FSU-FG Cismesia 29, 6:27.
- FSU-FG Cismesia 27, 1:28.

Second Quarter

- Duke-Dargan 1 run (Brooks kick), 1:07.

Third Quarter

- FSU-FG Cismesia 40, 10:43.
- FSU-Chris Davis 45 pass from Sexton (Beitia kick), 7:34.

Fourth Quarter

- FSU-Lewis 4 run (Cismesia kick), 11:19.
- FSU-FG Cismesia 43, 5:08.

TEAM STATISTICS

	DUKE	FSU
First downs	14	19
Rushes-yards	3-61	31-180
Passing	169	314
Comp-Att-Int	21-33-3	20-30-1
Return Yards	26	41
Punts-Avg.	6-47	4-43
Fumbles-Lost	3-2	0-0
Penalties-Yards	7-34	7-80
Time of Possession	34:51	25:09
Attendance		80,598

INDIVIDUAL STATISTICS

RUSHING - DU: Drummer 1-24, Dargan 12-23, Fryer 4-20, Adams 3-14, Ball 3-4, Boyle 2-4, team 2-(minus 1), Landrum 1-(minus 9), Schneider 5-(minus 18). FSU: Booker 15-130, Lewis 6-23, Davis 2-17, Rix 2-6, Edwards 2-5, Dean 1-3, Coleman 1-1, Sexton 2-(minus 5).
PASSING - DU: Schneider 19-31-3-155, Dapolito 1-1-0-5, McDonald 1-1-0-9. FSU: Sexton 11-15-0-220, Rix 9-15-1-94.
RECEIVING - DU: Patrick 6-51, Roland 5-46, Thompson 4-26, Boyle 2-7, Wright 1-16, Dargan 1-11, Elliott 1-8, McCormick 1-4. FSU: Stovall 8-138, Fagg 3-26, Booker 3-14, Davis 2-95, Hallback 2-6, Irons 1-28, Sam 1-7.

**Game 10 • 11/11 • Carter-Finley Stadium • Raleigh, NC
FLORIDA STATE 17 NC STATE 10**

RALEIGH, N.C. (AP) — Wyatt Sexton got knocked down time and time again. When he did stay on his feet, his passes rarely found their target. Still, his team won, thanks to a defense every bit as stingy as the one on the other side of the field.

"I love 'em, that's all I can say," Sexton said of his defensive teammates.

Lorenzo Booker and James Coleman each ran for third-quarter touchdowns, helping No. 11 Florida State rally past NC State 17-10 Thursday night in a game that featured 22 punts, four turnovers and less than 250 yards of combined offense.

"It was a defensive war from the very beginning," Seminoles coach Bobby Bowden said. "I hadn't seen a defensive battle like that in a long time. Totally dominating."

FSU (8-2, 6-2 ACC) went deep into the second quarter before its yardage total exceeded the number of plays. Sexton finished 5-for-18 for only 73 yards, and leading rusher Leon Washington was held to 56 yards on 18 carries after missing the previous two games with a shoulder injury.

The lone touchdown for the Wolfpack (4-6, 3-5) came on Darrell Blackman's 87-yard punt return in the second quarter that gave them a 10-0 lead. But even though they rotated quarterbacks, they couldn't generate much offense after halftime. They had only one first down — fittingly, on a pass interference penalty — and 26 yards in the final two periods. Jay Davis and Marcus Stone were a combined 9-for-25 for 100 yards as former NC State star quarterback Philip Rivers watched from the sidelines.

After spending the entire first half on its own side of midfield, FSU started all five of its drives in the third quarter in NC State's territory. Coleman capped the first one with a 1-yard plunge to make it 10-7, and after a three-and-out by the Wolfpack, the Seminoles needed to drive only 35 yards for the go-ahead score.

Sexton completed a 25-yard pass to Booker on third-and-6 to set up first-and-goal, and a play later, Booker raced in from the 4 to give Florida State a 14-10 lead against what he called the best defense the Seminoles had seen all season.

"Better than Miami's, better than Virginia's," Booker said. "I say that because they were everywhere. It was like you break a tackle or get outside, and there are three more guys coming."

Gary Cismesia added a 44-yard field goal late in the quarter to complete the scoring. That kick came after a fumble by NC State tailback T.A. McLendon gave FSU the ball at the 15, and even though three plays lost 11 yards, Cismesia still was close enough.

"I've never been involved with a game like this," NC State's Chuck Amato said. "We had the field position in the first half, and then had it in the second half. Without a doubt, it was a defensive struggle."

SCORING SUMMARY

	1	2	3	4	Total
Florida State	0	0	17	0	17
NC State	0	10	0	0	10

Second Quarter

- NCS-FG Deraney 28, 14:51
- NCS-Blackman 87 punt return (Deraney kick), 13:36

Third Quarter

- FSU-Coleman 1 run (Cismesia kick), 8:54
- FSU-Booker 4 run (Cismesia kick), 6:38
- FSU-FG Cismesia 44, 3:01

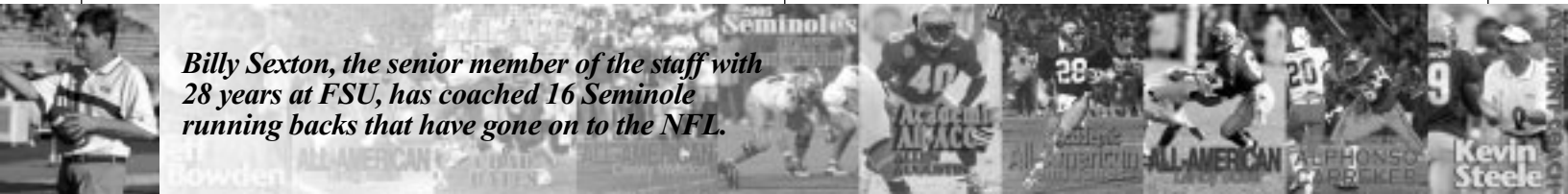
TEAM STATISTICS

	FSU	NCS
First downs	9	7
Rushes-yards	50-48	34-23
Passing	73	100
Comp-Att-Int	5-18-1	9-25-0
Return Yards	108	126
Punts-Avg.	11-41.9	11-38.5
Fumbles-Lost	2-1	3-2
Penalties-Yards	6-62	7-43
Time of Possession	34:01	25:59
Attendance		56,800

INDIVIDUAL STATISTICS

RUSHING-FSU: Washington 18-56, Booker 16-18, Coleman 5-17, Dean 1-1, team 2-(minus 6), Sexton 8-(minus 38). NCS: McLendon 14-23, R.Davis 3-17, Stone 6-6, Hall 1-2, McCargo 1-1, Brooks 1-1, Blackman 3-(minus 4), J.Davis 4-(minus 25).
PASSING-FSU: Sexton 5-18-1-73. NCS: J.Davis 6-19-0-72, Stone 3-6-0-28.
RECEIVING-FSU: Stovall 2-33, Booker 1-25, Thorpe 1-9, Davis 1-6. NCS: Williams 4-57, Barrett 2-25, Dunlap 1-12, Hawkins 1-4, McLendon 1-2.

Billy Sexton, the senior member of the staff with 28 years at FSU, has coached 16 Seminole running backs that have gone on to the NFL.





**Game 11 • 11/20 • Doak Campbell Stadium • Tallahassee, FL
FLORIDA 20 FLORIDA STATE 13**

TALLAHASSEE, Fla. (AP) — This one was for The Zooker. UF's Chris Leak threw a touchdown, Ciatrick Fason ran for a score and Florida upset No. 10 Florida State 20-13 Saturday night to win in Tallahassee for the first time since 1986.

The Gators (7-4) ended any legitimate chance the Seminoles had of earning a third straight Bowl Championship Series berth. Florida State (8-3) still could finish tied for the Atlantic Coast Conference title but would likely lose all tiebreaker scenarios because of their BCS ranking.

Florida also spoiled a special night for longtime Seminoles coach Bobby Bowden. Before the game, the school named its playing surface "Bobby Bowden Field" and unveiled a 20-by-30 foot stained glass window at the stadium featuring Bowden's likeness.

Spurrier — who was 0-5-1 in six trips to Tallahassee — must have loved the upset, too. The Gators threw with relative ease against Florida State's vaunted defense. Leak finished 19-for-39 with an interception.

Fason's 8-yard touchdown run with 4:59 remaining put the Gators ahead for good. It was almost a redemption story, though.

Embattled Florida State quarterback Chris Rix came off the bench and threw a touchdown pass with 8:30 to play that cut the lead to 13-10.

He rolled right and heaved a pass into the end zone that Chauncey Stovall caught over Vernell Brown. The pass was reminiscent of Rix's 52-yard touchdown pass to P.K. Sam with 55 seconds remaining last season that gave the Seminoles a 38-34 win.

Rix also drove the Seminoles to the 18-yard line in the waning seconds, but his last pass was intercepted by Jarvis Harris with 8 seconds to play.

Rix, who entered Saturday's game late in the third quarter, drove the Seminoles into field goal range on his first possession. But Gary Cismesia missed a 32-yarder. Cismesia, who had been perfect in seven tries since replacing senior Xavier Beitia midway through the season, also missed from 39 yards out on the first play of the fourth quarter.

Beitia got the call after the second miss and nailed a career-high 52-yard field goal with 3:48 remaining that made it a seven-point game.

Zook — with nothing to lose since he was fired last month — made a gutsy call with 2:35 to play and gambled on fourth-and-inches from the Florida 26. Had the play failed, the Seminoles would have been in great position to tie the game.

But Leak got the first down on a quarterback keeper. They eventually were forced to punt, but the time taken off the clock left little left for the Seminoles to score.

SCORING SUMMARY

	1	2	3	4	Total
Florida	7	3	0	10	20
Florida State	0	3	0	10	13

First Quarter

UF-C.Jackson 13 pass from Leak (Leach kick), 7:56.

Second Quarter

UF-FG Leach 38, 9:01.

FSU-FG Cismesia 20, :17.

Fourth Quarter

UF-FG Leach 21, 11:51.

FSU-Stovall 27 pass from Rix (Beitia kick), 8:30.

UF-Fason 8 run (Leach kick), 4:59.

FSU-FG Beitia 52, 3:48.

TEAM STATISTICS

	UF	FSU
First downs	22	19
Rushes-yards	40-140	24-34
Passing	237	314
Comp-Att-Int	20-40-1	23-49-2
Return Yards	8	65
Punts-Avg.	8-45	8-43
Fumbles-Lost	3-1	0-0
Penalties-Yards	13-101	10-84
Time of Possession	30:48	29:12
Attendance		84,223

INDIVIDUAL STATISTICS

RUSHING-UF: Fason 24-103, Thornton 8-46, Dickey 1-2, team 2-0, Leak 5-(minus 11). **FSU:** Booker 5-25, Washington 8-11, Sexton 7-4, Coleman 2-4, Rix 2-(minus 10).

PASSING-UF: Leak 19-39-1-231, Dickey 1-1-0-6. **FSU:** Sexton 14-32-1-164, Rix 9-16-1-150, team 0-1-0-0.

RECEIVING-UF: Caldwell 5-62, Fason 4-13, Jackson 3-65, Small 3-51, Casey 2-30, Thornton 2-8, Latsko 1-8. **FSU:** Stovall 11-181, Thorpe 3-53, Robinson 3-42, Henshaw 1-9, Reid 1-9, Coleman 1-6, Irons 1-6, Booker 1-4, Davis 1-4.

**Game 12 • 1/1 • Alltel Stadium • Jacksonville, FL
FLORIDA STATE 30 ... WEST VIRGINIA 18**

JACKSONVILLE, Fla. (AP) — Nice recovery, Chris Rix.

Coach Bobby Bowden stuck with his struggling quarterback and Rix eventually sparked No. 17 Florida State with two long second-half touchdown drives Saturday, beating West Virginia 30-18 in the Gator Bowl. "Chris played kind of like his career has gone," Bowden said. "That's what's been missing all year. We finally got it, but now the season is over."

For Rix, the inconsistent performance provided a fitting end in his final game. At least it didn't end with a loss as the Seminoles (9-3) overcame mistake after mistake to avoid an unprecedented third straight bowl setback.

Bowden, facing his former school for the first time since the 1982 Gator Bowl, moved within one bowl win of Joe Paterno's NCAA record of 19 at Penn State.

Rix fumbled three times and threw two interceptions, one of which led to a touchdown. So at halftime, Bowden thought about replacing Rix. Rix eventually settled down, completing five straight passes during a 90-yard drive late in the third quarter, capped by his 14-yard TD pass to Craphonso Thorpe. Thorpe leaped for the ball over Dee McCann in the right corner of the end zone for a 23-15 lead.

It was only Rix's third TD pass of the season.

"We were good throwing today when we had to," said Florida State offensive coordinator Jeff Bowden.

Rix also led an 80-yard scoring drive in the fourth, capped by James Coleman's 1-yard run. Rix finished 16-of-31 for 157 yards.

"Statistically, I didn't have the game I wanted," Rix said. "But the biggest thing is that we won."

Leon Washington carried Florida State much of the day, finishing with 195 yards rushing.

The Seminoles needed only six plays to score a season-high 10 points in the first quarter.

Washington went 69 yards down the right sideline on the game's second play for the longest TD run in Gator Bowl history. He had 135 yards by halftime and had only 12 carries for the game, or else he might have challenged the Gator Bowl record of 216 yards by Syracuse's Floyd Little against Tennessee in 1966.

Florida State's Lorenzo Booker had 101 yards rushing on 20 carries. The Seminoles were penalized 17 times for 174 yards, both Gator Bowl records.

SCORING SUMMARY

	1	2	3	4	Total
Florida State	10	3	10	7	30
West Virginia	12	0	3	3	18

First Quarter

FSU-L. Washington 69 run (Beitia kick), 14:38.

FSU-FB Beitia 32, 12:51

WVU-Kay-Jay Harris 36 pass from Marshall (kick failed), 9:53.

WVU-Kay-Jay Harris 1 run (kick failed), 1:45.

Second Quarter

FSU-Beitia 28 FG, 11:23.

Third Quarter

FSU-Beitia 28 FG, 12:13.

WVU-Good 44 FG, 10:26.

FSU-C. Thorpe 14 pass from Rix (Beitia kick), 3:05.

Fourth Quarter

WVU-Good 34 FG, 14:26.

FSU-Coleman 1 run (Beitia kick), 11:12.

TEAM STATISTICS

	FSU	WVU
First downs	22	26
Rushes-yards	42-321	47-255
Passing	157	191
Comp-Att-Int	16-31-2	13-30-2
Return Yards	49	120
Punts-Avg.	4-41.8	2-39.5
Fumbles-Lost	3-1	2-2
Penalties-Yards	17-174	11-121
Time of Possession	32:08	27:52
Attendance		70,112

INDIVIDUAL STATISTICS

RUSHING-FSU: Washington 12-195, Booker 20-101, C. Davis 1-8, Coleman 2-2, Rix 5-(minus 1), Lewis 1-(-2). **WVU:** Harris 25-134, Marshall 11-71, Colson 6-20, Jackson 2-6.

PASSING-FSU: Rix 16-31-2-157. **WVU:** Marshall 11-23-1-131, Hales 2-7-1-60.

RECEIVING-FSU: Thorpe 5-73, Davis 3-39, Reid 2-15, Robinson 2-3, Coleman 1-9, Henshaw 1-9. **WVU:** Harris 4-50, Henry 3-61, Jackson 2-9, Bolden 1-49, Hales 1-9, Colson 1-7, Henderson 1-6.



2003 Super Bowl MVP Dexter Jackson was an outstanding safety at FSU and earned Academic All-ACC honors in 1997.



2004 ACC REVIEW

2004 FINAL STANDINGS

Team	ACC GAMES						OVERALL							Streak
	W	L	For	Opp	Hm	Rd	W	L	For	Opp	Hm	Rd	Nu	
Virginia Tech	7	1	230	114	3-1	4-0	10	3	400	167	6-1	4-0	0-2	Lost 1
Florida State	6	2	208	111	4-0	2-2	9	3	302	169	5-1	3-2	1-0	Won 1
Miami	5	3	226	143	2-2	3-1	9	3	380	204	4-2	4-1	1-0	Won 1
Virginia	5	3	203	151	3-1	2-2	8	4	363	212	5-1	3-2	0-1	Lost 2
North Carolina	5	3	230	227	3-1	2-2	6	6	214	382	4-2	2-3	0-1	Lost 1
Georgia Tech	4	4	142	177	1-3	3-1	7	5	264	227	3-3	3-2	1-0	Won 1
Clemson	4	4	166	189	3-1	1-3	6	5	229	236	5-1	1-4	0-0	Won 1
Maryland	3	5	111	159	2-2	1-3	5	6	195	220	4-2	1-4	0-0	Won 1
NC State	3	5	156	182	1-3	2-2	5	6	264	218	2-4	2-2	1-0	Won 1
Wake Forest	1	7	140	219	1-3	0-4	4	7	230	253	3-3	1-4	0-0	Lost 3
Duke	1	7	123	263	1-3	0-4	2	9	185	322	2-3	0-6	0-0	Lost 1

FIRST TEAM — OFFENSE

QB	Bryan Randall, Sr.	Virginia Tech
RB	Alvin Pearman, Sr.	Virginia
RB	Chris Barclay, Jr.	Wake Forest
WR	Airese Curry, Sr.	Clemson
WR	Calvin Johnson, Fr.	Georgia Tech
TE	Heath Miller, Jr.	Virginia
OT	Alex Barron, Sr.	Florida State
OT	D'Brickshaw Ferguson, Jr.	Virginia
OG	Elton Brown, Sr.	Virginia
OG	C.J. Brooks, Sr.	Maryland
C	Jason Brown, Sr.	North Carolina
PK	Brandon Pace, So.	Virginia Tech
SP	Devin Hester, So.	Miami

SECOND TEAM — OFFENSE

QB	Brock Berlin, Sr.	Miami
RB	Frank Gore, Jr.	Miami
RB	Leon Washington, Jr.	Florida State
WR	Chauncey Stovall, Sr.	Florida State
WR	Roscoe Parrish, Jr.	Miami
TE	Jeff King, Jr.	Virginia Tech
OT	Chris Myers, Sr.	Miami
OT	Jon Dunn, Sr.	Virginia Tech
OG	Steve Vallos, So.	Wake Forest
OG	Kyle Ralph, Jr.	North Carolina
C	Zac Yarbrough, Sr.	Virginia
PK	Travis Bell, Fr.	Georgia Tech
SP	Justin Miller, Jr.	Clemson

HONORABLE MENTION

OT	Ray Willis, Sr.	Florida State
----	-----------------	---------------

FIRST TEAM — DEFENSE

DL	Darryl Tapp, Jr.	Virginia Tech
DL	Shawne Merriman, Jr.	Maryland
DL	Travis Johnson, Sr.	Florida State
DL	Mario Williams, So.	NC State
LB	D'Qwell Jackson, Jr.	Maryland
LB	Leroy Hill, Sr.	Clemson
LB	Ahmad Brooks, So.	Virginia
DB	Antrel Rolle, Sr.	Miami
DB	Jimmy Williams, Jr.	Virginia Tech
DB	James Butler, Sr.	Georgia Tech
DB	Antonio Cromartie, So.	Florida State
P	Ryan Plackemeier, Jr.	Wake Forest

SECOND TEAM — DEFENSE

DL	Manny Lawson, Jr.	NC State
DL	Jim Davis, Sr.	Virginia Tech
DL	Eric Henderson, Jr.	Georgia Tech
DL	Chauncey Davis, Sr.	Florida State
LB	Darryl Blackstock, Jr.	Virginia
LB	Gerris Wilkinson, Jr.	Georgia Tech
LB	Ernie Sims, So.	Florida State
DB	John Talley, So.	Duke
DB	Eric King, Sr.	Wake Forest
DB	Bryant McFadden, Sr.	Florida State
DB	Justin Miller, Jr.	Clemson
P	Adam Podlesh, So.	Maryland

HONORABLE MENTION

DL	Eric Moore, Sr.	Florida State
LB	A.J. Nicholson, Jr.	Florida State
DB	Pat Watkins, Jr.	Florida State

PLAYER OF THE YEAR Bryan Randall, Virginia Tech
OFFENSIVE

PLAYER OF THE YEAR Bryan Randall, Virginia Tech
DEFENSIVE PLAYER OF THE YEAR Leroy Hill, Clemson

COACH OF THE YEAR Frank Beamer, Virginia Tech

ROOKIE OF THE YEAR Calvin Johnson, Georgia Tech

JACOBS BLOCKING TROPHY Elton Brown, Virginia



FSU was the first team Bill Clinton hosted as President in 1993 and they were the last he hosted when they won in 1999.