



PASSING

Individual Records

MOST PASSES ATTEMPTED

Game: 67, Danny Kanell vs. Virginia, Nov. 2, 1995
Season: 431, Chris Weinke, 2000
Career: 1,107, Chris Weinke, 1997-2000

MOST YARDS PER ATTEMPT

Game: (Min. 15 atts.) - 15.5 (482-31), Peter Tom Willis vs. Memphis State, Nov. 18, 1989
Season: (Min. 100 atts.) - 9.7 (4,167-431), Chris Weinke, 2000
Career: (Min. 300 atts.) - 8.9 (9,839-1,107), Chris Weinke, 1997-2000

MOST YARDS PER COMPLETION

Game: (Min. 15 atts.) - 25.0 (325-13), Casey Weldon vs. Florida, Dec. 1, 1990
Season: (Min. 100 atts.) - 17.1 (2,487-145), Chris Weinke, 1998
Career: (Min. 300 atts.) - 15.14 (9,839-650), Chris Weinke, 1997-2000

MOST TOUCHDOWN PASSES

Game: 6, Peter Tom Willis vs. Memphis State, Nov. 18, 1989; Chris Weinke vs. Maryland, Nov. 13, 1999
Season: 33, Chris Weinke, 2000
Career: 79, Chris Weinke, 1997-2000

CONSECUTIVE GAMES WITH A TOUCHDOWN PASS

Career: 16, Chris Weinke, 1997-2000

HIGHEST COMPLETION PERCENTAGE

Game: (Min. 15 atts.) - 87.5 (28-32), Danny Kanell vs. N.C. State, Sept. 16, 1995
Season: (Min. 100 atts.) - 69.5 (264-380), Charlie Ward, 1993
Career: (Min. 300 atts.) - 62.3 (473-759), Charlie Ward, 1989-93

HIGHEST PASSING EFFICIENCY RATING

Season: (Min. 10 atts./game) - 163.09, Chris Weinke, 2000
Career: (Min. 15 cmp./game) - 148.5, Peter Tom Willis, 1986-89

LONGEST PASS

Game: 98, Chris Weinke to Marvin Minnis, Nov. 4, 2000




Charlie Ward



Bill Cappleman



Gary Huff



P.T. Willis



Casey Weldon



Chris Weinke

MOST 200-YARD GAMES

Season: 11, Chris Weinke, 2000
Career: 34, Chris Weinke, 1997-2000

CONSECUTIVE 200-YARD GAMES

Career: 20, Chris Weinke, 1997-2000

MOST 300-YARD GAMES

Season: 7, Danny Kanell, 1995; Chris Weinke, 2000
Career: 13, Chris Weinke, 1997-00

CONSECUTIVE 300-YARD GAMES

Season: 3, by several players
Career: 3, Kim Hammond, 1967; Peter Tom Willis, 1989; Danny Kanell, 1995; Chris Weinke, 2000; Chris Rix, 2001

LOWEST INTERCEPTION PERCENTAGE

Season: (Min. 100 atts.) - .015 (4-380), Charlie Ward, 1993
Career: (Min. 300 atts.) - .0289 (32-1107), Chris Weinke, 1997-2000

MOST INTERCEPTIONS THROWN

Game: 6, Chris Weinke vs. NC State, Sept. 12, 1998
Season: 23, Gary Huff, 1972
Career: 42, Gary Huff, 1970-72

LONGEST TD PASSES

- 98 yards, Chris Weinke to Snoop Minnis vs. Clemson, 2000
- 96 yards, Jimmy Jordan to Kurt Unglaub vs. Virginia Tech, 1976
- 95 yards, Jimmy Black to Rudy Thomas vs. Southern Miss, 1976
- 93 yards, Chip Ferguson to Lawrence Dawsey vs. Southern Miss, 1988
- 91 yards, Jimmy Black to Kurt Unglaub vs. N. Texas State, 1976
- 88 yards, Casey Weldon to Amp Lee vs. Tulane, 1989
- 88 yards, Gary Huff to Barry Smith vs. Kansas, 1971
- 86 yards, Charlie Ward to Tamarick Vanover vs. Virginia, 1993
- 86 yards, Gary Pajcic to Ron Sellers vs. Wake Forest, 1966
- 84 yards, Chris Weinke to Ron Dugans vs. Duke, 1999
- 83 yards, Blair Williams to Dennis McKinnon vs. S. Carolina, 1982
- 82 yards, Gary Pajcic to Ron Sellers vs. Maryland, 1968

SINGLE-GAME YARDS

1. Chris Weinke	Duke	2000	536
2. Chris Weinke	Clemson	2000	521
3. Bill Cappleman	Memphis State	1969	508
4. Chris Weinke	Miami	2000	496
5. Peter Tom Willis	Memphis State	1989	482
6. Thad Busby	NC State	1997	463
7. Danny Kanell	Virginia	1995	454
8. Charlie Ward	Florida	1993	446
9. Chris Weinke	Georgia Tech	2000	443
10. Bill Cappleman	South Carolina	1968	437
11. Danny Kanell	Maryland	1994	427
12. Peter Tom Willis	Nebraska (Fiesta Bowl)	1990	422
13. Gary Huff	Houston	1972	409
14. Thad Busby	Georgia Tech	1997	399
15. Charlie Ward	Maryland	1992	395
16. Chris Rix	Colorado	2003	394
17. Thad Busby	Wake Forest	1997	390
18. Danny McManus	Nebraska (Fiesta Bowl)	1988	375
19. Gary Huff	Virginia Tech	1971	374
20. Chris Rix	Clemson	2001	369
21. Chris Weinke	Florida	2001	353

SEASON YARDS

1. Chris Weinke	2000	4167
2. Thad Busby	1997	3317
3. Peter Tom Willis	1989	3124
4. Chris Rix	2003	3107
5. Chris Weinke	1999	3103



Danny Kanell

6. Charlie Ward	1993	3032
7. Danny Kanell	1995	2957
8. Gary Huff	1972	2893
9. Danny Kanell	1994	2781
10. Gary Huff	1971	2736
11. Chris Rix	2001	2734
12. Charlie Ward	1992	2647
13. Casey Weldon	1991	2527
14. Chris Weinke	1998	2487
15. Bill Cappleman	1969	2467
16. Bill Cappleman	1968	2410
17. Kim Hammond	1967	1991

CAREER YARDS

1. Chris Weinke	(97-00)	9839
2. Chris Rix	(01-04)	8390
3. Gary Huff	(70-72)	6378
4. Danny Kanell	(92-95)	6372
5. Thad Busby	(94-97)	5916
6. Charlie Ward	(89-93)	5747
7. Bill Cappleman	(67-69)	4904
8. Casey Weldon	(88-91)	4628
9. Peter Tom Willis	(86-89)	4291
10. Jimmy Jordan	(76-79)	4144
11. Chip Ferguson	(85-88)	3846
12. Wally Woodham	(75, 77-79)	3550
13. Kelly Lowrey	(80-83)	3469

SINGLE-GAME COMPLETIONS

1. Danny Kanell	Georgia Tech	1995	41
2. Danny Kanell	Florida	1994	40
3. Charlie Ward	Florida	1993	38
4. Chris Weinke	Duke	2000	37



Tight end Ryan Sprague capped a fine career with his selection to the ACC All-Academic team as a senior in 1999.



Kim Hammond	Penn State (Gator Bowl)	1967	37
6. Chris Weinke	BYU	2000	32
Danny Kanell	Virginia	1995	32
8. Charlie Ward	Notre Dame	1993	31
Bill Cappelman	Memphis State	1969	31
10. Thad Busby	Georgia Tech	1997	30
11. Chris Rix	Colorado	2003	30
12. Chris Weinke	Miami	2000	29
13. Adrian McPherson	Wake Forest	2002	28
Danny Kanell	N.C. State	1995	28
Danny Kanell	Wake Forest	1995	28
Danny McManus	Nebraska (Fiesta Bowl)	1988	28
Kelly Lowrey	East Carolina	1983	28
Gary Pajcic	Virginia Tech	1966	28
19. Chris Weinke	Clemson	2000	27
Charlie Ward	North Carolina State	1993	27
Charlie Ward	North Carolina	1993	27
Charlie Ward	Florida	1992	27
Gary Huff	Florida	1972	27
Gary Huff	Houston	1972	27
Thad Busby	Wake Forest	1997	27

7. Bill Cappelman	(67-69)	636	349
8. Casey Weldon	(88-91)	545	323
9. Peter Tom Willis	(86-89)	500	304
10. Jimmy Jordan	(76-79)	594	297
11. Chip Ferguson	(85-88)	496	281
12. Wally Woodham	(75, 77-79)	476	273
13. Kelly Lowrey	(80-83)	464	252
Steve Tensi	(62-64)	472	252

SEASON TD PASSES

1. Chris Weinke	2000	33
2. Danny Kanell	1995	32
3. Charlie Ward	1993	27
4. Chris Weinke	1999	25
Thad Busby	1997	25
Gary Huff	1972	25
Bill Cappelman	1968	25
8. Chris Rix	2001	24
9. Gary Huff	1971	23
10. Chris Rix	2003	23
11. Charlie Ward	1992	22
Casey Weldon	1991	22
13. Peter Tom Willis	1989	20
14. Chris Weinke	1998	19
15. Danny Kanell	1994	17
16. Thad Busby	1996	16
Chip Ferguson	1988	16
18. Rick Stockstill	1980	15
Kim Hammond	1967	15

SEASON COMPLETIONS

1. Chris Weinke	2000	431	266
2. Charlie Ward	1993	380	264
3. Danny Kanell	1995	402	257
4. Thad Busby	1997	390	235
5. Danny Kanell	1994	380	227
6. Chris Rix	2003	382	216
7. Peter Tom Willis	1989	346	211
8. Gary Huff	1972	385	206
9. Charlie Ward	1992	365	204
10. Casey Weldon	1991	313	189
11. Gary Huff	1971	327	184
12. Bill Cappelman	1969	344	183
13. Chris Rix	2001	286	165
14. Bill Cappelman	1968	287	162

CAREER TD PASSES

1. Chris Weinke	(97-00)	79
2. Chris Rix	(01-04)	63
3. Danny Kanell	(92-95)	57
4. Gary Huff	(70-72)	52
5. Charlie Ward	(89-93)	49
6. Thad Busby	(94-97)	46
7. Casey Weldon	(88-91)	41
8. Jimmy Jordan	(76-79)	39
Bill Cappelman	(67-69)	39
10. Chip Ferguson	(85-88)	34
11. Peter Tom Willis	(86-89)	33
12. Steve Tensi	(62-64)	28
13. Rick Stockstill	(77, 79-81)	26
14. Danny McManus	(84-87)	25

CAREER COMPLETIONS

1. Chris Weinke	(97-00)	1107	650
2. Chris Rix	(01-04)	1042	575
3. Danny Kanell	(92-95)	851	529
4. Charlie Ward	(89-93)	759	473
5. Gary Huff	(70-72)	796	436
6. Thad Busby	(94-97)	694	411

ATTEMPTS IN A GAME

1. Danny Kanell	Virginia	1995	67
2. Chris Weinke	Miami	2000	58
Gary Huff	Florida	1972	58
4. Danny Kanell	Florida	1994	53
Charlie Ward	Florida	1993	53
Kim Hammond	Penn State	1967	53
Gary Pajcic	(Gator Bowl)	1966	53
8. Danny Kanell	Virginia Tech	1995	51
Casey Weldon	Georgia Tech	1991	51
Danny McManus	Florida	1991	51
Danny McManus	Nebraska	1988	51
Gary Huff	(Fiesta Bowl)	1972	51
Gary Huff	Houston	1972	51
12. Chris Weinke	BYU	2000	50
Charlie Ward	Notre Dame	1993	50
Bill Cappelman	Memphis State	1969	50

CONSECUTIVE 300-YARD GAMES

Chris Rix	2001	3
Chris Weinke	2000	3
Danny Kanell	1995	3
Peter Tom Willis	1989	3
Kim Hammond	1967	3
Chris Weinke	1999	2
Thad Busby	1997	2
Danny Kanell	1994	2
Charlie Ward	1993	2
Peter Tom Willis	1989	2
Gary Huff	1971	2
Bill Cappelman	1968	2
Chris Weinke	1998	2
Chris Rix	2003	2

CAREER 300-YARD GAMES

Chris Weinke	1997-00	13
Danny Kanell	1992-95	10
Chris Rix	2001-04	9
Thad Busby	1993-97	8
Gary Huff	1970-72	7
Charlie Ward	1989-93	6
Peter Tom Willis	1986-89	6
Bill Cappelman	1967-69	5
Kim Hammond	1966-67	4
Casey Weldon	1988-93	2

Team Records

SINGLE-GAME

Most Passes Attempted	68	vs. Virginia	Nov. 2, 1995
Most Passes Attempted, Both Teams	109	vs. Maryland	Nov. 18, 1995
Most Passes Completed	40	vs. Florida	Nov. 26, 1994
Most Passes Completed, Both Teams	81	vs. Maryland	Nov. 18, 1995
Highest Percentage Completed (Min. 20 atts.)	78.3 (36-46)	vs. N.C. State	Sept. 16, 1995
Most Interceptions Thrown	7	vs. South Carolina	Nov. 10, 1984
Most Yards Gained	536	vs. Duke	Oct. 14, 2000
Most Yards Gained, Both Teams	876	vs. Maryland	Nov. 18, 1995
Touchdown Passes	7	vs. N.C. State	Sept. 16, 1995

SINGLE-SEASON

Most Passes Attempted	469	1993, 2000
Most Passes Completed	327	1993
Highest Average Per Attempt	8.91	1989 (3,448-387)
Highest Average Per Completion	16.3	1984 (1,938-119)
Most Yards	4,608	2000
Most Yards Per Game	384.0	2000 (4,608-12)
Highest Completion Percentage	69.7	1993 (327-469)
Most TD Passes	37	1993
Highest Passing Efficiency		
Rating Points	163.73	2000

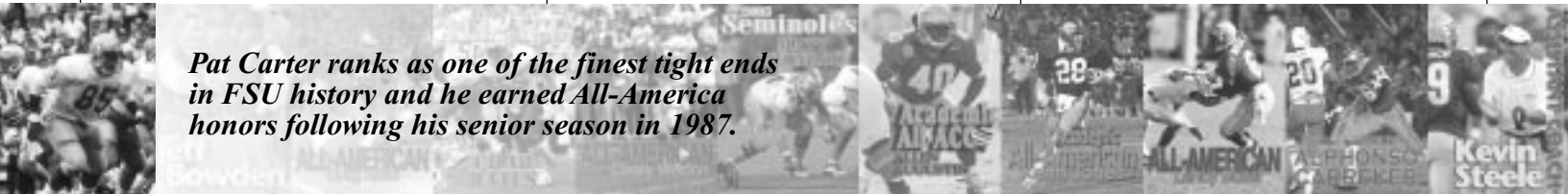
Year-By-Year Passing

YEAR	NAME	ATT	COMP	INT	YDS	TD
1955	Len Swantic	73	37	5	576	2
1956	Lee Corso	59	32	5	369	5
1957	Bobby Renn	54	23	4	263	2
1958	Vic Prinzi	71	40	5	480	7
1959	Joe Majors	168	90	7	1063	7
1960	Ed Trancygier	97	38	10	552	6
1961	Eddie Feely	83	48	3	471	4
1962	Steve Tensi	121	60	2	796	6
1963	Steve Tensi	147	71	9	915	9
1964	Steve Tensi	204	121	10	1681	14
1965	Ed Pritchett	247	110	14	1225	5
1966	Gary Pajcic	232	125	9	1590	8
1967	Kim Hammond	241	140	10	1991	15
1968	Bill Cappelman	287	162	11	2410	25
1969	Bill Cappelman	344	183	18	2467	14
1970	Tommy Warren	190	97	10	1594	11
1971	Gary Huff	327	184	18	2736	23
1972	Gary Huff	385	206	23	2893	25
1973	Billy Sexton	128	51	12	754	4
1974	Ron Coppess	145	78	7	817	2
1975	Clyde Walker	203	117	8	1619	10
1976	Jimmy Black	179	104	9	1535	9
1977	Wally Woodham	154	94	9	1270	8
1978	Jimmy Jordan	199	108	9	1427	14
1979	Jimmy Jordan	180	87	14	1173	13
1980	Rick Stockstill	201	121	8	1377	15
1981	Rick Stockstill	238	122	14	1356	11
1982	Kelly Lowrey	217	113	8	1671	11
1983	Kelly Lowrey	233	131	12	1720	12
1984	Eric Thomas	161	78	4	1218	14
1985	Chip Ferguson	130	70	8	990	11
1986	Danny McManus	112	65	2	872	7
1987	Danny McManus	264	138	9	1964	14
1988	Chip Ferguson	194	122	11	1714	16
1989	Peter Tom Willis	346	211	9	3124	20
1990	Casey Weldon	182	112	4	1600	12
1991	Casey Weldon	313	189	8	2527	22
1992	Charlie Ward	365	204	17	2647	22
1993	Charlie Ward	380	264	4	3032	27
1994	Danny Kanell	380	227	13	2781	17
1995	Danny Kanell	402	257	13	2957	32
1996	Thad Busby	243	134	12	1866	16
1997	Thad Busby	390	235	10	3317	25
1998	Chris Weinke	286	145	10	2487	19
1999	Chris Weinke	377	232	14	3103	25
2000	Chris Weinke	431	266	11	4167	33
2001	Chris Rix	286	165	13	2734	24
2002	Chris Rix	225	118	7	1684	13
2003	Chris Rix	382	216	13	3107	23
2004	Wyatt Sexton	252	139	8	1661	8



Chris Weinke

Pat Carter ranks as one of the finest tight ends in FSU history and he earned All-America honors following his senior season in 1987.





ALL-TIME 300-YARD PASSING GAMES

536	Chris Weinke	Duke	2000
521	Chris Weinke	Clemson	2000
508	Bill Cappelman	Memphis State	1969
496	Chris Weinke	Miami	2000
482	Peter Tom Willis	Memphis State	1989
463	Thad Busby	NC State	1997
454	Danny Kanell	Virginia	1995
446	Charlie Ward	Florida	1993
443	Chris Weinke	Georgia Tech	2000
437	Bill Cappelman	South Carolina	1968
427	Danny Kanell	Maryland	1994
422	Peter Tom Willis	Nebraska	1990
421	Danny Kanell	Florida	1994
409	Gary Huff	Houston	1972
399	Thad Busby	Georgia Tech	1997
395	Charlie Ward	Maryland	1992
394	Chris Rix	Colorado	2003
394	Danny Kanell	Duke	1994
390	Thad Busby	Wake Forest	1997
375	Danny McManus	Nebraska	1988
374	Gary Huff	Virginia Tech	1971
372	Bill Cappelman	Tulsa	1969
369	Chris Rix	Clemson	2001
369	Kim Hammond	Mississippi State	1967
366	Gary Huff	South Carolina	1971
365	Bill Cappelman	Wake Forest	1968
362	Peter Tom Willis	South Carolina	1989
362	Kim Hammond	Penn State	1967
357	Eric Thomas	Auburn	1984
354	Chris Weinke	Wake Forest	1999
353	Chris Weinke	Florida	2000
351	Jimmy Black	Southern Miss	1976
351	Bill Cappelman	Houston	1968
350	Chris Rix	Maryland	2001
347	Casey Weldon	Syracuse	1991
347	Gary Huff	Arizona State	1971
346	Danny Kanell	Maryland	1995
345	Chris Rix	Wake Forest	2001
342	Danny Kanell	Wake Forest	1995
341	Danny Kanell	Maryland	1993
339	Chris Rix	Wake Forest	2003
338	Chris Weinke	North Carolina	1998
338	Peter Tom Willis	Virginia Tech	1989
338	Chip Ferguson	Oklahoma State	1985
334	Thad Busby	Ohio State	1998
332	Chris Weinke	Miami	1999
332	Thad Busby	Clemson	1997
331	Charlie Ward	Florida	1992
330	Danny Kanell	Virginia	1994
329	Chris Weinke	Virginia Tech	2000
329	Gary Huff	Miami	1972
327	Chris Rix	Notre Dame	2003
326	Chris Rix	Virginia Tech	2001
325	Casey Weldon	Florida	1990
325	Gary Huff	Florida	1972
324	Chris Weinke	Wake Forest	2000
324	Peter Tom Willis	Tulane	1989
322	Charlie Ward	Virginia	1993
322	Kelly Lowery	East Carolina	1983
319	Peter Tom Willis	Florida	1989
318	Chris Weinke	BYU	2000
317	Charlie Ward	Clemson	1993
316	Chris Weinke	Miami	1998
316	Thad Busby	Virginia	1996
314	Kim Hammond	Virginia Tech	1967
313	Joe Majors	Tampa	1959
312	Jimmy Jordan	LSU	1979
312	Gary Pajcic	Virginia Tech	1966
310	Danny Kanell	NC State	1995
308	Thad Busby	Maryland	1997
305	Casey Weldon	Florida	1991
304	Chris Weinke	Maryland	1999
304	Thad Busby	Clemson	1996
303	Charlie Ward	North Carolina	1993
303	Steve Tensi	Oklahoma	1965
302	Chris Rix	NC State	2001
302	Chris Weinke	Clemson	1998
302	Thad Busby	Southern Mississippi	1996
302	Danny Kanell	Georgia Tech	1995
302	Kim Hammond	Memphis State	1967
301	Peter Tom Willis	LSU	1989
300	Gary Huff	Kansas	1971

300-YARD PASSING BY PLAYER

CHRIS WEINKE:
536 Yds., Duke, 2000
521 Yds., Clemson, 2000
496 Yds., Miami, 2000
443 Yds., Ga. Tech, 2000
354 Yds., Wake Forest, 1999
353 Yds., Florida, 2000
338 Yds., North Carolina, 1996
332 Yds., Miami, 1999
329 Yds., Virginia Tech, 2000
324 Yds., Wake Forest, 2000
318 Yds., BYU, 2000
316 Yds., Miami, 1998
304 Yds., Maryland, 1999
302 Yds., Clemson, 1998

DANNY KANELL:
454 Yds., Virginia, 1995
427 Yds., Maryland, 1994
421 Yds., Florida, 1994
394 Yds., Duke, 1994
346 Yds., Maryland, 1995
342 Yds., Wake Forest, 1995
341 Yds., Maryland, 1993
330 Yds., Virginia, 1994
310 Yds., N.C. State, 1995
302 Yds., Ga. Tech, 1995

THAD BUSBY:
463 Yds., N.C. State, 1997
399 Yds., Ga. Tech, 1997
390 Yds., Wake Forest, 1997
334 Yds., Ohio State, 1998
332 Yds., Clemson, 1997
316 Yds., Virginia, 1996
308 Yds., Maryland, 1997
304 Yds., Clemson, 1996
302 Yds., So. Miss., 1996

GARY HUFF:
409 Yds., Houston, 1972
374 Yds., Va. Tech., 1971
366 Yds., South Carolina, 1971
347 Yds., Arizona St., 1971
329 Yds., Miami, 1972
325 Yds., Florida, 1972
300 Yds., Kansas, 1971

PETER TOM WILLIS:
482 Yds., Memphis St., 1989
422 Yds., Nebraska, 1990
362 Yds., South Carolina, 1989
338 Yds., Virginia Tech, 1989
324 Yds., Tulane, 1989
319 Yds., Florida, 1989
301 Yds., LSU, 1989

CHARLIE WARD:
446 Yds., Florida, 1993
395 Yds., Maryland, 1992
331 Yds., Florida, 1992
322 Yds., Virginia, 1993
317 Yds., Clemson, 1993
303 Yds., North Carolina, 1993

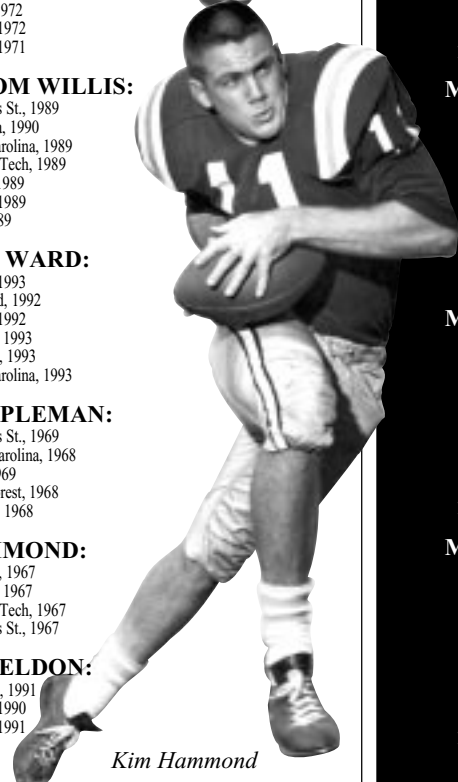
BILL CAPPLEMAN:
508 Yds., Memphis St., 1969
437 Yds., South Carolina, 1968
372 Yds., Tulsa, 1969
365 Yds., Wake Forest, 1968
351 Yds., Houston, 1968

KIM HAMMOND:
369 Yds., Miss. St., 1967
362 Yds., Penn St., 1967
314 Yds., Virginia Tech, 1967
302 Yds., Memphis St., 1967

CASEY WELDON:
347 Yds., Syracuse, 1991
325 Yds., Florida, 1990
305 Yds., Florida, 1991



Danny McManus



Kim Hammond

ERIC THOMAS:
357 Yds., Auburn, 1984

CHRIS RIX:
394 Yds., Colorado, 2003
369 Yds., Clemson, 2001
350 Yds., Maryland, 2001
345 Yds., Wake Forest, 2001
339 Yds., Wake Forest, 2003
327 Yds., Notre Dame, 2003
326 Yds., Virginia Tech, 2001
305 Yds., NC State, 2001
302 Yds., NC State, 2001

Season Records MOST ATTEMPTS

1. 469 in 1993
2. 465 in 1995
3. 441 in 1994
4. 440 in 1997
5. 438 in 2003
6. 423 in 1999
7. 419 in 2002
8. 402 in 2004
9. 390 in 1991
10. 389 in 1972

MOST COMPLETIONS

1. 327 in 1993
2. 297 in 1995
3. 290 in 2000
4. 264 in 1994
5. 262 in 1997
6. 250 in 1999
7. 249 in 2003
8. 234 in 1991
9. 230 in 1989
10. 222 in 1990

HIGHEST COMPLETION PERCENTAGE

1. 69.7 in 1993
2. 63.9 in 1995
3. 63.8 in 1990
4. 61.8 in 2000
5. 60.0 in 1991
6. 59.9 in 1994
7. 59.5 in 1997
8. 59.5 in 1999
9. 59.4 in 1989
10. 59.0 in 1964

MOST TIMES INTERCEPTED

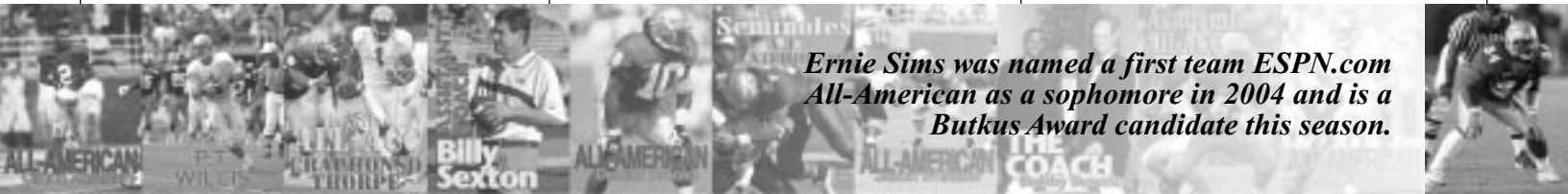
1. 23 in 1972
2. 21 in 1973
- 21 in 1967
- 21 in 1954
5. 18 in 1998
- 18 in 1994
- 18 in 1988
- 18 in 1981
9. 17 in 1992
- 17 in 1999

MOST YARDS

1. 4608 in 2000
2. 3909 in 1993
3. 3740 in 1997
4. 3616 in 1995
5. 3505 in 2003
6. 3448 in 1989
7. 3332 in 1999
8. 3234 in 1994
9. 3114 in 1991
10. 2974 in 1972

MOST YARDS PER GAME

1. 384.0 in 2000
2. 340.0 in 1997
3. 328.7 in 1995
4. 325.8 in 1993
5. 313.5 in 1989
6. 294.0 in 1994
7. 284.4 in 1968
8. 282.1 in 1999
9. 270.4 in 1972
10. 269.6 in 2003



Ernie Sims was named a first team ESPN.com All-American as a sophomore in 2004 and is a Butkus Award candidate this season.



RUSHING

LONGEST TD RUNS

- 97 yards, Larry Key vs. Virginia Tech, 1976
- 95 yards, Sammie Smith vs. Furman, 1987
- 88 yards, Sean Jackson vs. Wake Forest, 1992
- 87 yards, Travis Minor vs. Virginia, 1997
- 85 yards, Rock Preston vs. Duke, 1995
- 83 yards, Sammie Smith vs. East Carolina, 1987
- 82 yards, Davy Ford vs. Clemson, 2000
- 81 yards, Greg Allen vs. Arizona State, 1984
- 81 yards, Fred Pickard vs. Virginia Tech, 1957
- 80 yards, Warrick Dunn vs. Miami, 1996
- 80 yards, Phil Spooner vs. Houston, 1965
- 78 yards, Buck Metts vs. Stetson, 1964
- 77 yards, Jessie Hester vs. Miami, 1984
- 74 yards, Bobby McKinnon vs. Memphis State, 1973

LONGEST NON-TD RUNS

- 84 yards, Clyde Allen vs. Maryland, 1992
- 78 yards, LeRoy Butler vs. Clemson, 1988
- 76 yards, Roy Thompson vs. Stetson, 1951
- 74 yards, Dexter Carter vs. Memphis State, 1987
- 66 yards, Greg Allen vs. Louisiana State, 1981
- 65 yards, Dennis McKinnon vs. West Virginia (Gator Bowl), 1982; Wayne Giardino vs. Oklahoma (Gator Bowl), 1965
- 64 yards, Greg Jones vs. Clemson, 2002; Sammie Smith vs. Miami, 1987; Nelson Italiano vs. Troy State, 1951
- 63 yards, Lawrence Dawsey vs. Memphis State, 1990

SINGLE-GAME YARDS

- | | | | |
|-----------------|------------------|------|-----|
| 1. Greg Allen | Western Carolina | 1981 | 322 |
| 2. Sammie Smith | East Carolina | 1987 | 244 |

Year-By-Year Rushing Leaders

YEAR	NAME	NO	YDS	AVG	TD
1955	Lee Corso	111	431	3.9	3
1956	Bobby Renn	105	596	5.7	2
1957	Fred Pickard	86	463	5.4	2
1958	Fred Pickard	122	615	5.0	4
1959	Fred Pickard	131	481	3.7	4
1960	Bud Whitehead	81	293	3.6	2
1961	Keith Kindermann	81	385	4.8	1
1962	Gene Roberts	75	299	4.0	0
1963	Dave Snyder	107	500	4.7	3
1964	Phil Spooner	136	516	3.8	5
1965	Jim Mankins	85	326	3.8	1
1966	Bill Moremen	123	480	3.9	7
1967	Bill Moremen	94	439	4.7	5
1968	Tom Bailey	116	570	4.9	2
1969	Tom Bailey	144	630	4.4	2
1970	Tom Bailey	121	514	4.2	2
1971	Paul Magalski	106	516	4.9	3
1972	Hodges Mitchell	192	944	4.9	3
1973	Hodges Mitchell	171	669	3.9	2
1974	Larry Key	123	602	4.9	3
1975	Leon Bright	162	675	4.2	3
1976	Larry Key	144	712	4.9	4
1977	Larry Key	239	1117	4.7	3
1978	Homes Johnson	183	817	4.5	4
1979	Mark Lyles	225	1011	4.5	8
1980	Sam Platt	224	983	4.4	6
1981	Greg Allen	139	888	6.4	3
1982	Ricky Williams	134	857	6.4	3
1983	Greg Allen	200	1134	5.7	13
1984	Greg Allen	133	971	7.3	8
1985	Tony Smith	111	678	6.1	4
1986	Victor Floyd	129	654	5.1	6
1987	Sammie Smith	172	1230	7.1	7
1988	Sammie Smith	108	577	5.3	4
1989	Dexter Carter	131	684	5.2	8
1990	Amp Lee	158	825	5.2	16
1991	Amp Lee	186	977	5.3	11
1992	Tiger McMillon	116	579	5.0	3
1993	Sean Jackson	134	825	6.2	5
1994	Warrick Dunn	152	1026	6.8	8
1995	Warrick Dunn	166	1242	7.5	13
1996	Warrick Dunn	189	1180	6.2	12
1997	Travis Minor	112	623	5.6	9
1998	Travis Minor	191	857	4.9	7
1999	Travis Minor	180	815	4.5	7
2000	Travis Minor	181	923	5.1	5
2001	Greg Jones	134	713	5.3	6
2002	Greg Jones	161	938	5.8	8
2003	Greg Jones	144	618	4.3	7
2004	Leon Washington	138	951	6.9	7



Fred Pickard



Larry Key



Amp Lee



Warrick Dunn



Greg Jones

3. Greg Allen	Arizona State	1984	223
4. Sammie Smith	Tulane	1988	212
Victor Floyd	South Carolina	1985	212
6. Sammie Smith	Indiana (All-American Bowl)	1986	205
7. Greg Allen	Louisiana State	1981	202
8. Greg Allen	Louisiana State	1983	201
Tony Smith	Oklahoma State	1982	201
10. Leon Washington	West Virginia	2004	195
11. Greg Jones	Miami	2002	189
Sammie Smith	Miami	1987	189
13. Sam Platt	Memphis State	1980	188
14. Warrick Dunn	Florida	1996	185
15. Warrick Dunn	Miami	1995	184
16. Warrick Dunn	Clemson	1995	180
17. Warrick Dunn	Georgia Tech	1994	174
18. Greg Jones	Virginia	2002	173
Greg Allen	Louisville	1982	173
20. Larry Key	Auburn	1977	170

SEASON YARDS

1. Warrick Dunn, 1995	166	1242
2. Sammie Smith, 1987	172	1230
3. Warrick Dunn, 1996	189	1180
4. Greg Allen, 1983	200	1134
5. Warrick Dunn, 1994	152	1026
6. Larry Key, 1977	239	1117
7. Mark Lyles, 1979	225	1011
8. Leon Washington, 2004	132	988
9. Sam Platt, 1980	224	983
10. Amp Lee, 1991	186	977
11. Greg Allen, 1984	133	971
12. Lorenzo Booker, 2004	173	948
13. Hodges Mitchell, 1972	192	944
14. Greg Jones, 2002	161	938



Warrick Dunn

CAREER YARDS

1. Warrick Dunn (93-96)	575	3959
2. Greg Allen (81-84)	624	3769
3. Travis Minor (97-00)	664	3218
4. Larry Key (74-77)	625	2953
5. Sammie Smith (85-88)	411	2539
6. Mark Lyles (76-79)	515	2218
7. Greg Jones (00-03)	480	2535
8. Sean Jackson (90-93)	347	2133
9. Amp Lee (89-91)	405	2092
10. Dexter Carter (86-89)	327	1788
11. Tom Bailey (68-70)	381	1714
12. Leon Washington (01-)	272	1648
13. Ricky Williams (79-82)	320	1625
14. Hodges Mitchell (72-73)	363	1613

Team Records (Offense)

SINGLE-GAME

Most Rushes	81	vs. East Carolina	Sept. 20, 1980
Most Rushes, Both Teams	120	vs. Oklahoma	Sept. 25, 1976
Most Yards	479	vs. W Carolina	Oct. 31, 1981
Most Yards, Both Teams	706	vs. Louisville	Nov. 13, 1982
Most Touchdowns	7	vs. East Carolina	Sept. 20, 1980
		vs. Cincinnati	Nov. 10, 1990

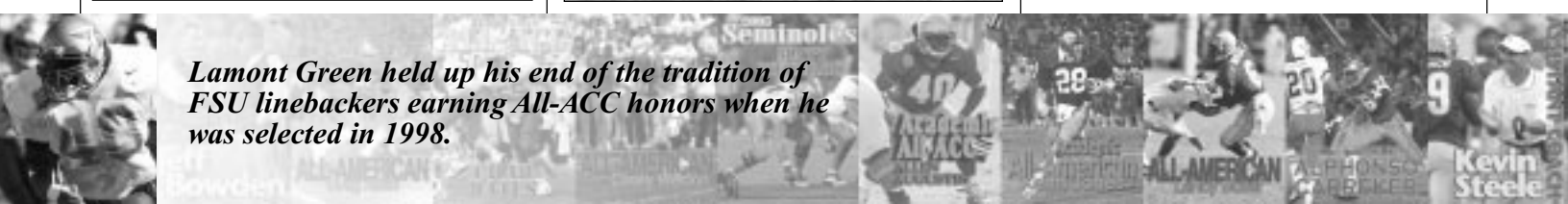
SINGLE-SEASON

Most Yards	3,021	1984
Most Yards Per Game	274.6	1984 (3,021-11)
Highest Average Per Play	5.8	1995 (2,696-420)
Most Touchdowns	35	1995



Greg Jones

Lamont Green held up his end of the tradition of FSU linebackers earning All-ACC honors when he was selected in 1998.





SEASON RUSHING TOUCHDOWNS

1. Greg Allen, 1982	20
2. Amp Lee, 1990	16
3. Dayne Williams, 1987	15
4. Warrick Dunn, 1995	13
Greg Allen, 1983	13
6. Warrick Dunn, 1996	12
Pooh Bear Williams, 1995	12
8. Zack Crockett, 1994	11
Amp Lee, 1991	11
10. William Floyd, 1992	9
Travis Minor, 1997	9
12. Greg Jones, 2002	8
Dexter Carter, 1989	8
Greg Allen, 1984	8
Greg Allen, 1983	8
Kelly Lowrey, 1983	8
Mark Lyles, 1979	8
Jim Mankins, 1966	8

CAREER RUSHING TOUCHDOWNS

1. Greg Allen (81-84)	44
2. Warrick Dunn (93-96)	37
3. Amp Lee (89-91)	30
4. Travis Minor (97-00)	28
5. Dayne Williams (86-88)	24
6. Greg Jones (00-03)	23
Travis Minor (97-99)	23
7. Mark Lyles (76-79)	20
8. Dexter Carter (86-89)	17
9. William McCray (97-01)	16
William Floyd (91-93)	16
12. Sammie Smith (86-88)	15
13. Bill Moremen (65-67)	14
14. Sean Jackson (90-93)	13
Edgar Bennett (87-91)	13
Kelly Lowrey (80-83)	13
Larry Key (74-77)	13

ALL-TIME 100-YARD RUSHING GAMES

322 Greg Allen	W Carolina	1981
244 Sammie Smith	East Carolina	1987
223 Greg Allen	Arizona State	1984
212 Sammie Smith	Tulane	1988
212 Victor Floyd	South Carolina	1985
205 Sammie Smith	Indiana	1986
202 Greg Allen	LSU	1981
201 Tony Smith	Oklahoma State	1985
201 Greg Allen	LSU	1983
195 Leon Washington	West Virginia	2004
189 Greg Jones	Miami	2002
189 Sammie Smith	Miami	1987
188 Sam Platt	Memphis State	1980
185 Warrick Dunn	Florida	1996
184 Warrick Dunn	Miami	1995
180 Warrick Dunn	Clemson	1995
176 Sammie Smith	Furman	1987
174 Warrick Dunn	Georgia Tech	1994
173 Greg Jones	Virginia	2002
173 Greg Allen	Louisville	1982
170 Larry Key	Auburn	1977
165 Greg Jones	Clemson	2002
165 Rock Preston	Notre Dame	1994
164 Leon Washington	Syracuse	2004
163 Warrick Dunn	Miami	1996
163 Warrick Dunn	Notre Dame	1994
163 Keith Ross	South Carolina	1985
162 Warrick Dunn	Wake Forest	1994
161 Buddy Strauss	Mississippi College	1949
160 Greg Jones	Clemson	2001
158 Chris Parker	East Carolina	1988
157 Travis Minor	Virginia	1997
155 Mike Davison	Tulsa	1972
154 Greg Allen	East Carolina	1983
154 Larry Key	Virginia Tech	1976
153 Leon Washington	North Carolina	2004
152 Homes Johnson	Virginia Tech	1978
152 Mike Sellers	Sul Ross	1951
151 Roosevelt Snipes	South Carolina	1984
151 Roosevelt Snipes	UT-Chattanooga	1984
151 Mark Lyles	Florida	1979
150 Bobby Renn	Ablene Christian	1957
149 Art Munroe	Southern Miss	1971
147 Amp Lee	Florida	1990
147 Tony Smith	Tulsa	1985
146 Travis Minor	Miami	1999
146 Travis Minor	Texas A&M	1998
146 Ken McLean	Cumberland	1948

145 Greg Allen	Louisville	1983
143 Warrick Dunn	North Carolina	1995
143 Greg Allen	Memphis State	1984
143 Larry Key	Florida	1977
142 Travis Minor	Florida	1997
142 Dexter Carter	Miami	1989
142 Sammie Smith	Southern Miss	1987
142 Victor Floyd	Louisville	1987
142 Mark Lyles	Cincinnati	1979
142 Phil Spooner	Houston	1965
142 Keith Kinderman	Richmond	1961
141 Bobby Fiveash	Tampa	1953
140 Ricky Williams	Louisville	1982
138 Tiger McMillon	Virginia	1992
138 Leon Bright	Utah State	1975
138 Hodges Mitchell	Virginia Tech	1972
135 Dexter Carter	Memphis State	1987
135 Greg Allen	Temple	1984
135 Ricky Williams	Notre Dame	1981
135 Homes Johnson	Syracuse	1978
134 Leon Washington	Florida	2002
133 Jeff Chaney	Maryland	1998
133 Warrick Dunn	Clemson	1994
133 Greg Allen	Kansas	1984
133 Fred Pickard	Tennessee	1958
133 Roy Thompson	Wofford	1951
132 Tony Smith	Kansas	1985
132 Mark Lyles	South Carolina	1979
132 Buddy Strauss	Wofford	1950
131 Warrick Dunn	Virginia	1996
131 Hodges Mitchell	Mississippi State	1972
131 Tom Bailey	Mississippi State	1969
130 Lorenzo Booker	Duke	2004
130 Travis Minor	Virginia	1998
130 Sam Platt	East Carolina	1980
130 Hodges Mitchell	Kansas	1972
130 Bobby Renn	Furman	1958
130 Mike Sellers	Howard	1950
129 Travis Minor	NC State	2000
128 Travis Minor	North Carolina	1997
127 Travis Minor	Florida	1998
127 Chris Parker	Louisiana Tech	1988
127 Larry Key	Oklahoma State	1977
126 Rock Preston	Duke	1995
126 Larry Green	Memphis State	1967
125 Greg Allen	Cincinnati	1983
125 Phil Spooner	Oklahoma	1965
124 Warrick Dunn	Duke	1995
124 Larry Key	Memphis State	1974
124 Bobby Renn	Villanova	1956
123 Lorenzo Booker	Virginia	2004
123 Zack Crockett	Maryland	1994
123 Sam Platt	Pittsburgh	1980
123 Michael Whiting	Florida	1979
123 Larry Key	Alabama	1974
122 Nick Maddox	Georgia Tech	2002
122 Nick Maddox	Wake Forest	2002
122 Travis Minor	Georgia Tech	1999
122 Warrick Dunn	NC State	1994
122 Amp Lee	Michigan	1991
122 Wyatt Parrish	Troy State	1949
121 Leon Washington	NC State	2003
121 Warrick Dunn	Georgia Tech	1996
121 Warrick Dunn	Florida	1995
121 Warrick Dunn	North Carolina	1994
121 Roosevelt Snipes	Cincinnati	1983
120 Greg Jones	Virginia Tech	2001
120 Travis Minor	Louisville	2000
120 Larry Key	Kansas State	1977
119 Sean Jackson	South Carolina	1990
119 Sean Jackson	Texas A&M	1990
119 Dexter Carter	Virginia Tech	1988
119 Sammie Smith	Louisville	1987
119 Bobby Renn	Furman	1956
118 Dexter Carter	So Mississippi	1989
118 Mark Lyles	Louisville	1979
117 Hodges Mitchell	South Carolina	1972
117 Larry Brinkley	Virginia Tech	1963
116 Sean Jackson	Wake Forest	1993
116 Sammie Smith	Florida	1987
116 Sammie Smith	Florida	1986
115 Sammie Smith	Auburn	1989
115 Victor Floyd	South Carolina	1986
115 Greg Allen	Tulane	1983
114 Tony Smith	Western Carolina	1985
114 Cletis Jones	Kansas	1984
114 Tom Bailey	Miami	1970
113 Greg Jones	Iowa State	2002
113 Greg Allen	East Carolina	1984

113 Sam Platt	Tulsa	1980
113 Paul Magalski	Tulsa	1971
113 Tom Bailey	South Carolina	1969
113 Tom Bailey	Virginia Tech	1969
113 Bill Gunter	South Carolina	1967
112 Travis Minor	North Carolina	2000
112 Warrick Dunn	Wake Forest	1995
112 Amp Lee	Tulane	1991
112 Amp Lee	LSU	1991
112 Sean Jackson	Georgia Southern	1990
111 Charlie Ward	Maryland	1992
111 Dexter Carter	Florida	1987
111 Sammie Smith	Tulane	1987
111 Greg Allen	Tulane	1984
111 Cletis Jones	UT-Chattanooga	1984
111 Paul Magalski	South Carolina	1969
111 Jim Mankins	Texas Tech	1966
111 Buck Metts	VMI	1953
111 Wyatt Parrish	Cumberland	1948
110 Amp Lee	Auburn	1989
110 Victor Floyd	Louisville	1986
110 Ricky Williams	Florida	1982
110 Larry Key	Memphis State	1977
110 Mike Sellers	Randolph-Macon	1950
110 Nelson Italiano	Newberry College	1950
109 Warrick Dunn	Maryland	1996
109 Sammie Smith	Florida	1988
109 Roosevelt Snipes	Louisville	1983
109 Greg Allen	Miami	1981
109 Ricky Williams	Boston College	1980
109 Stan Dobosz	Furman	1952
108 Warrick Dunn	NC State	1996
108 Roosevelt Snipes	Florida	1984
108 Sam Platt	Virginia Tech	1980
108 Jeff Leggett	Auburn	1976
108 Lee Corso	NC State	1956
108 Mike Sellers	Tampa	1950
107 Greg Jones	Virginia	2001
107 Sean Jackson	Duke	1993
107 Amp Lee	Virginia Tech	1991
107 Sam Platt	Louisville	1980
107 Lee Corso	Villanova	1955
106 Greg Jones	Maryland	2002
106 Amp Lee	Syracuse	1991
106 Roosevelt Snipes	South Carolina	1983
106 Michael Whiting	Western Carolina	1981
105 Larry Key	Clemson	1975
105 Leon Bright	Miami	1974
105 Tom Bailey	Wake Forest	1968
105 Fred Pickard	Virginia Tech	1957
104 Leon Washington	UAB	2004
104 Warrick Dunn	Maryland	1994
104 Greg Allen	Ohio State	1982
104 Larry Key	Houston	1975
104 Paul Magalski	Pittsburgh	1971
104 Paul Magalski	Tulsa	1971
104 Lee Corso	Ohio University	1956
104 Bobby Renn	Auburn	1956
103 Clyde Allen	Maryland	1992
103 Keith Ross	Western Carolina	1985
103 Roosevelt Snipes	Auburn	1984
103 Art Munroe	Mississippi State	1969
103 Jim Mankins	Texas Tech	1966
103 Billy Odom	The Citadel	1955
102 Travis Minor	Clemson	2000
102 Travis Minor	Wake Forest	1998
102 Amp Lee	East Carolina	1990
102 Jessie Hester	Miami	1984
102 Leon Bright	Texas Tech	1975
102 Hodges Mitchell	Colorado State	1972
101 Lorenzo Booker	West Virginia	2004
101 Greg Jones	Georgia Tech	2001
101 Khalid Abdullah	Wake Forest	1995
101 Warrick Dunn	NC State	1995
101 Sean Jackson	Nebraska	1993
101 Sean Jackson	NC State	1992
101 Hodges Mitchell	San Diego State	1973
101 Dave Snyder	Furman	1963
101 Keith Kinderman	Georgia	1961
101 Wyatt Parrish	Tampa	1949
100 Travis Minor	Clemson	1999
100 Warrick Dunn	Central Florida	1995
100 Roosevelt Snipes	Auburn	1983
100 Mark Lyles	Pittsburgh	1978
100 Mark Lyles	Florida	1978
100 Mike Davison	Mississippi State	1972
100 Fred Pickard	Tampa	1957
100 Fred Pickard	Georgia	1959
100 Bobby Fiveash	Ablene Christian	1953



FSU punter Rohn Stark was a two-time All-American in 1979-80 and was also an NCAA All-America decathlete.



100-YARDS RUSHING GAMES BY PLAYER WARRICK DUNN (21):

- 185 Yds., Florida, 1996
- 184 Yds., Miami, 1995
- 180 Yds., Clemson, 1995
- 174 Yds., Ga. Tech, 1994
- 163 Yds., Miami, 1996
- 163 Yds., Notre Dame, 1994
- 162 Yds., Wake Forest, 1994
- 143 Yds., North Carolina, 1995
- 133 Yds., Clemson, 1994
- 131 Yds., Virginia, 1996
- 124 Yds., Duke, 1995

- 122 Yds., N.C. State, 1994
- 121 Yds., Ga. Tech, 1996
- 121 Yds., Florida, 1995
- 121 Yds., North Carolina, 1994
- 112 Yds., Wake Forest, 1995
- 109 Yds., Maryland, 1996
- 108 Yds., N.C. State, 1996
- 104 Yds., Maryland, 1994
- 101 Yds., N.C. State, 1995
- 100 Yds., Central Florida, 1995

GREG ALLEN (16):

- 322 Yds., Western Carolina, 1981
- 223 Yds., Arizona St., 1984
- 202 Yds., LSU, 1981
- 201 Yds., LSU, 1983
- 173 Yds., Louisville, 1982
- 154 Yds., East Carolina, 1983
- 145 Yds., Louisville, 1983
- 143 Yds., Memphis St., 1984
- 135 Yds., Temple, 1984
- 133 Yds., Kansas, 1984
- 125 Yds., Cincinnati, 1983
- 115 Yds., Tulane, 1983
- 113 Yds., East Carolina, 1984
- 111 Yds., Tulane, 1984
- 109 Yds., Miami, 1981
- 104 Yds., Ohio St., 1982

TRAVIS MINOR (14):

- 157 Yds., Virginia, 1997
- 146 Yds., Miami, 1999
- 146 Yds., Texas A&M, 1998
- 142 Yds., Florida, 1997
- 130 Yds., Virginia, 1998
- 129 Yds., N.C. State, 2000
- 128 Yds., North Carolina, 1997
- 127 Yds., Florida, 1998
- 122 Yds., Ga. Tech, 1999
- 120 Yds., Louisville, 2000
- 112 Yds., North Carolina, 2000
- 102 Yds., Clemson, 2000
- 102 Yds., Wake Forest, 1998
- 100 Yds., Clemson, 1999

SAMMIE SMITH (12):

- 244 Yds., East Carolina, 1987
- 212 Yds., Tulane, 1988
- 205 Yds., Indiana, 1986
- 189 Yds., Miami, 1987
- 176 Yds., Furman, 1987
- 142 Yds., So. Miss., 1987
- 119 Yds., Louisville, 1987
- 116 Yds., Florida, 1987
- 116 Yds., Florida, 1986
- 115 Yds., Auburn, 1989
- 111 Yds., Tulane, 1987

109 Yds., Florida, 1988

LARRY KEY (10):

- 170 Yds., Auburn, 1977
- 154 Yds., Virginia Tech, 1976
- 143 Yds., Florida, 1977
- 127 Yds., Oklahoma St., 1977
- 124 Yds., Memphis St., 1974
- 123 Yds., Alabama, 1974
- 120 Yds., Kansas St., 1977
- 110 Yds., Memphis St., 1977
- 105 Yds., Clemson, 1975
- 104 Yds., Houston, 1975

GREG JONES (9):

- 189 Yds., Miami, 2002
- 173 Yds., Virginia, 2002
- 165 Yds., Clemson, 2002
- 160 Yds., Clemson, 2001
- 120 Yds., Virginia Tech, 2000
- 113 Yds., Iowa State, 2002
- 107 Yds., Virginia, 2001
- 106 Yds., Maryland, 2002
- 101 Yds., Georgia Tech, 2001

ROOSEVELT SNIPES (8):

- 151 Yds., South Carolina, 1984
- 151 Yds., UT-Chattanooga, 1984
- 121 Yds., Cincinnati, 1983
- 109 Yds., Louisville, 1983
- 108 Yds., Florida, 1984
- 106 Yds., South Carolina, 1983
- 103 Yds., Auburn, 1984
- 100 Yds., Auburn, 1983

AMP LEE (8):

- 147 Yds., Florida, 1990
- 122 Yds., Michigan, 1991
- 112 Yds., Tulane, 1991
- 112 Yds., LSU, 1991
- 110 Yds., Auburn, 1989
- 107 Yds., Ga. Tech, 1991
- 106 Yds., Syracuse, 1991
- 102 Yds., East Carolina, 1990

SAM PLATT (6):

- 188 Yds., Memphis St., 1980
- 130 Yds., East Carolina, 1980
- 123 Yds., Pittsburgh, 1980
- 113 Yds., Tulsa, 1980
- 108 Yds., Virginia Tech, 1980
- 107 Yds., Louisville, 1980

LEON WASHINGTON (6):

- 195 Yds., West Virginia, 2004

- 164 Yds., Syracuse, 2004
- 153 Yds., North Carolina, 2004
- 134 Yds., Florida, 2002
- 121 Yds., NC State, 2003
- 104 Yds., UAB, 2004

MARK LYLES (6):

- 151 Yds., Florida, 1979
- 142 Yds., Cincinnati, 1979
- 132 Yds., South Carolina, 1979
- 118 Yds., Louisville, 1979
- 100 Yds., Pittsburgh, 1978
- 100 Yds., Florida, 1978

BOBBY RENN (5):

- 150 Yds., Abilene Christian, 1957
- 130 Yds., Furman, 1958
- 124 Yds., Villanova, 1956
- 119 Yds., Furman, 1956
- 104 Yds., Auburn, 1956

LORENZO BOOKER (3):

- 130 Yds., Duke, 2004
- 123 Yds., Virginia, 2004
- 101 Yds., West Virginia, 2004

Individual Records

MOST RUSHES

- Game:** 34, Travis Minor vs. Texas A&M, Aug. 28, 1998
- Season:** 239, Larry Key, 1977
- Career:** 664, Travis Minor, 1997-2000

MOST YARDS GAINED (Season)

- By a Freshman:** 888, Greg Allen, 1981
- By a Sophomore:** 1,230, Sammie Smith, 1987
- By a Junior:** 1,242, Warrick Dunn, 1995
- By a Senior:** 1,180, Warrick Dunn, 1996

CONSECUTIVE 100-YARD GAMES

- Career:** 6, Warrick Dunn, 1995

MOST GAMES GAINING 200 YARDS

- Season:** 2, Greg Allen, 1981
- Career:** 4, Greg Allen, 1981-84

MOST GAMES GAINING 300 YARDS

- Season:** 1, Greg Allen, 1981
- Career:** 1, Greg Allen, 1981

HIGHEST AVERAGE PER RUSH

- Game:** (Min. 10 atts.) - 15.0 (12-180), Warrick Dunn vs. Clemson, Sept. 9, 1995;
- (Min. 20 atts.) - 10.1 (22-223), Greg Allen vs. Arizona State, Nov. 4, 1984
- Season:** (Min. 100 atts.) - 7.5 (166-1,242), Warrick Dunn, 1995
- Career:** (Min. 200 atts.) - 6.9 (575-3,959), Warrick Dunn, 1993-96

MOST TOUCHDOWNS RUSHING

- Game:** 4, Greg Allen vs. South Carolina, Nov. 6, 1982 and vs. Louisville, Nov. 13, 1982
- Season:** 20, Greg Allen, 1982
- Career:** 44, Greg Allen, 1981-84

LONGEST RUSH

- Game:** 97, Larry Key vs. Virginia Tech, Nov. 11, 1976

MOST ALL-PURPOSE YARDAGE

- Game:** 417, Greg Allen vs. Western Carolina, Oct. 31, 1981
- Season:** 1,605, Greg Allen, 1982
- Career:** 5,321, Warrick Dunn, 1993-96

Season Records

FIRST DOWNS RUSHING

- 1. 152 in 1987
- 2. 149 in 1993
- 3. 146 in 1984
- 4. 143 in 2002
- 5. 140 in 1983
- 6. 137 in 1980
- 7. 135 in 1991
- 8. 122 in 1992
- 9. 118 in 1985
- 10. 117 in 1981

MOST RUSHING PLAYS

- 1. 603 in 1980
- 2. 571 in 1984
- 3. 562 in 2002
- 4. 530 in 1987
- 5. 519 in 1975
- 6. 518 in 1983
- 7. 515 in 1998
- 515 in 1953
- 9. 507 in 1991
- 507 in 1979

RUSHING YARDS PER PLAY

- 1. 5.80 in 1995
- 2. 5.69 in 1985
- 3. 5.67 in 1993
- 4. 5.65 in 1987
- 5. 5.29 in 1984
- 6. 5.06 in 1990
- 7. 5.00 in 1994
- 5.00 in 1988
- 9. 4.95 in 1949
- 4.90 in 1982

MOST YARDS RUSHING

- 1. 3021 in 1984
- 2. 2995 in 1987
- 3. 2667 in 1993
- 4. 2618 in 2002
- 5. 2552 in 1983
- 6. 2451 in 1995
- 7. 2393 in 1994
- 8. 2369 in 1985
- 9. 2339 in 1982
- 2287 in 1991

MOST YARDS RUSHING PER GAME

- 1. 274.6 in 1984
- 2. 272.3 in 1987
- 3. 259.5 in 1991
- 4. 229.3 in 1983
- 5. 225.9 in 1950
- 6. 222.8 in 1995
- 7. 222.3 in 1993
- 8. 219.4 in 1949
- 9. 215.4 in 1985
- 214.2 in 1953



Leon Washington

Fullback B.J. Dean, a native of Tuscaloosa, Alabama, will battle James Coleman for starting honors this year.





RECEIVING

SINGLE-GAME RECEPTIONS

1. Ron Sellers	South Carolina	1968	16
2. Ron Sellers	Wake Forest	1968	14
Ron Sellers	Houston	1968	14
Ron Sellers	Penn State (Gator Bowl)	1967	14
5. Lawrence Dawsey	Miami	1990	13
Kent Gaydos	Houston	1969	13
Ron Sellers	Memphis State	1968	13
Ron Sellers	Alabama	1967	13
Ron Sellers	Virginia Tech	1966	13
Fred Biletnikoff	Oklahoma (Gator Bowl)	1965	13

SEASON RECEPTIONS

1. Ron Sellers, 1968	86
2. Kez McCorvey, 1993	74
3. Peter Warrick, 1999	71
Andre Cooper, 1995	71
5. Ron Sellers, 1967	70
6. Barry Smith, 1972	69
7. Anquan Boldin, 2002	65
Lawrence Dawsey, 1990	65
9. Snoop Minnis, 2000	63
10. Rhett Dawson, 1971	62
11. Peter Warrick, 1998	61
12. E.G. Green, 1995	60
13. Kez McCorvey, 1994	59
14. Fred Biletnikoff, 1964	57
15. Ron Sellers, 1966	56
16. E.G. Green, 1997	54
Rhett Dawson, 1970	54

CAREER RECEPTIONS

1. Ron Sellers (66-68)	212
2. Peter Warrick (96-99)	207
3. Kez McCorvey (91-94)	189
4. E.G. Green (94-97)	166
5. Mike Shumann (73-75, 77)	134
6. Andre Cooper (93-96)	132
Warrick Dunn (93-96)	132
8. Lawrence Dawsey (87-90)	128
Rhett Dawson (69-71)	128
10. Craphonso Thorpe (01-04)	123
11. Barry Smith (70-72)	122
12. Anquan Boldin (99-02)	118
13. Snoop Minnis (97-00)	115
14. Jessie Hester (81-84)	107
15. Travis Minor (97-00)	106
16. Ron Dugans (96-99)	105
17. Kevin Knox (90-93)	102
18. Jackie Flowers (76-79)	101

SINGLE GAME RECEIVING YARDS

1. Ron Sellers	Wake Forest	1968	260
2. Ron Sellers	South Carolina	1968	259
3. Peter Warrick	Clemson	1997	249
4. Ron Sellers	Virginia Tech	1967	229
5. Ron Sellers	Memphis State	1968	218
6. Craphonso Thorpe	Notre Dame	2003	217
7. Ron Sellers	Houston	1968	214
8. Kez McCorvey	Duke	1994	207
9. Craphonso Thorpe	Colorado	2003	205
10. Javon Walker	Virginia Tech	2001	195
11. Fred Biletnikoff	Oklahoma (Gator Bowl)	1965	192
12. Peter Warrick	Miami	1998	190
13. Snoop Minnis	Florida	2000	187
14. E.G. Green	NC State	1997	184
15. Andre Cooper	Maryland	1995	182
Fred Biletnikoff	Virginia Tech	1964	182
17. Chauncey Stovall	Florida	2004	181
18. Anquan Boldin	Notre Dame	2002	175
19. Jackie Flowers	Louisiana State	1979	174
20. Lawrence Dawsey	Florida	1990	172

SEASON — CATCHES PER GAME

	GAMES	CATCHES	PG
1. Ron Sellers, 1968	10	86	8.60
2. Peter Warrick, 1999	9	71	7.89
3. Ron Sellers, 1967	10	70	7.00
4. Andre Cooper, 1995	11	71	6.46
5. Barry Smith, 1972	11	69	6.27
6. Kez McCorvey, 1993	12	74	6.17
7. Lawrence Dawsey, 1990	11	65	5.91
8. Kez McCorvey, 1994	10	59	5.90
9. Fred Biletnikoff, 1964	10	57	5.70
10. Rhett Dawson, 1971	11	62	5.64



Fred Biletnikoff



Ron Sellers



E.G. Green



Peter Warrick



Anquan Boldin

11. Ron Sellers, 1966	10	56	5.60
12. E.G. Green, 1995	11	60	5.46
13. Snoop Minnis, 2000	12	63	5.25
14. Peter Warrick, 1998	12	61	5.08
15. E.G. Green, 1997	11	54	4.91
16. Rhett Dawson, 1970	11	54	4.91

CAREER — CATCHES PER GAME


	GAMES	CATCHES	PG
1. Ron Sellers, 1966-68	30	212	7.07
2. Peter Warrick, 1996-99	43	207	4.81
3. Kez McCorvey, 1991-94	45	189	4.20
4. Rhett Dawson, 1969-71	32	128	4.00
5. Tamarick Vanover, 1992-93	22	87	3.96
6. E.G. Green, 1994-97	44	166	3.77
7. Barry Smith, 1970-72	33	122	3.70
8. Andre Cooper, 1993-96	39	132	3.39
9. Anquan Boldin, 2000-02	37	118	3.19
10. Mike Shumann, 1973-75, 77	44	134	3.05
11. Hassan Jones, 1982-85	33	98	2.97
12. Warrick Dunn, 1993-96	45	132	2.93
13. Lawrence Dawsey, 1987-90	44	128	2.91
14. Craphonso Thorpe, 2001-04	48	123	2.56
15. Jesse Hester, 1981-84	42	107	2.55
16. Jackie Flowers, 1976-79	43	101	2.35

SEASON RECEIVING YARDS

1. Ron Sellers, 1968	1496
2. Snoop Minnis, 2000	1340
3. Barry Smith, 1972	1243
4. Peter Warrick, 1998	1232
5. Ron Sellers, 1967	1228
6. E.G. Green, 1997	1059
7. Anquan Boldin, 2002	1011
8. E.G. Green, 1995	1007
9. Andre Cooper, 1995	1002
10. Lawrence Dawsey, 1990	999
11. Craphonso Thorpe, 2003	994
12. Fred Biletnikoff, 1964	987
13. Kez McCorvey, 1993	966
14. Rhett Dawson, 1970	946
15. Javon Walker, 2001	944
16. Peter Warrick, 1999	934
17. Peter Warrick, 1997	884
18. Ron Sellers, 1966	874
19. Kez McCorvey, 1994	870



Kez McCorvey



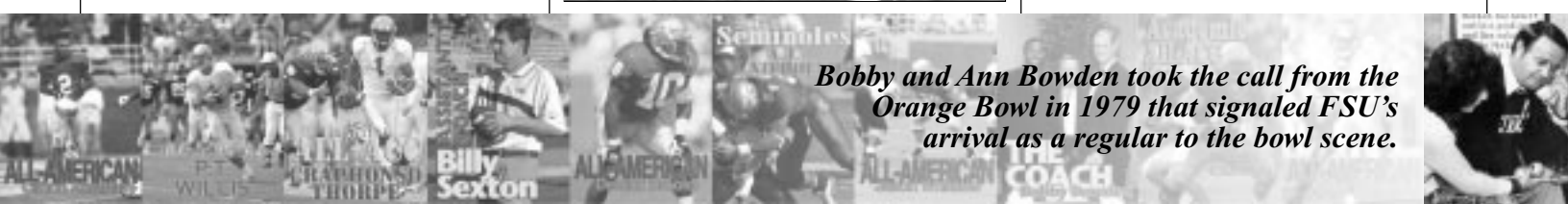
Peter Warrick

CAREER RECEIVING YARDS

1. Ron Sellers (66-68)	3598
2. Peter Warrick (96-99)	3517
3. E.G. Green (94-97)	2920
4. Kez McCorvey (91-94)	2660
5. Barry Smith (70-72)	2392
6. Mike Shumann (73-75, 77)	2306
7. Craphonso Thorpe (01-04)	2153
8. Lawrence Dawsey (87-90)	2129
9. Jessie Hester (81-84)	2100
10. Snoop Minnis (97-00)	2098
11. Rhett Dawson (69-71)	1915
12. Andre Cooper (93-96)	1810
13. Anquan Boldin (99-02)	1790
14. Hassan Jones (82-85)	1764
15. Jackie Flowers (76-79)	1697
16. Ronald Lewis (86-88)	1582

SEASON TD CATCHES

1. Andre Cooper, 1995	15
2. Anquan Boldin, 2002	13
Barry Smith, 1972	13
4. Peter Warrick, 1998	12
Ron Sellers, 1968	12
6. Craphonso Thorpe, 2003	11
Talman Gardner, 2001	11
Snoop Minnis, 2000	11
E.G. Green, 1997	11
Fred Biletnikoff, 1964	11
11. Atreus Bell, 2000	10
E.G. Green, 1995	10
13. Lawrence Dawsey, 1988	9
Jessie Hester, 1984	9
15. Talman Gardner, 2002	8
Peter Warrick, 1999	8
Peter Warrick, 1997	8



Bobby and Ann Bowden took the call from the Orange Bowl in 1979 that signaled FSU's arrival as a regular to the bowl scene.



Terry Anthony, 1989	8
Terry Anthony, 1988	8
Ron Sellers, 1967	8
21. Javon Walker, 2001	7
E.G. Green, 1996	7
Kevin Knox, 1993	7
Lawrence Dawsey, 1990	7
Hassan Jones, 1984	7
Jackie Flowers, 1979	7
Jackie Flowers, 1978	7
Sam Platt, 1978	7
Rhett Dawson, 1971	7

CAREER TD CATCHES

1. Peter Warrick (96-99)	31
2. E.G. Green (94-97)	29
3. Barry Smith (70-72)	25
4. Andre Cooper (93-96)	24
5. Ron Sellers (66-68)	23
6. Anquan Boldin (99-02)	21
Jessie Hester (81-84)	21
8. Lawrence Dawsey (87-90)	20
9. Talman Gardner (99-02)	19
10. Craphonso Thorpe (01-04)	18
11. Snoop Minnis (99-00)	17
Terry Anthony (86-89)	17
Hassan Jones (82-85)	17
14. Kez McCorvey (91-94)	16
Mike Shumann (73-75, 77)	16
Fred Biletnikoff (62-64)	16
17. Atreus Bell (98-01)	15
18. Jackie Flowers (76-79)	14

ALL-TIME 100-YARD RECEIVING GAMES

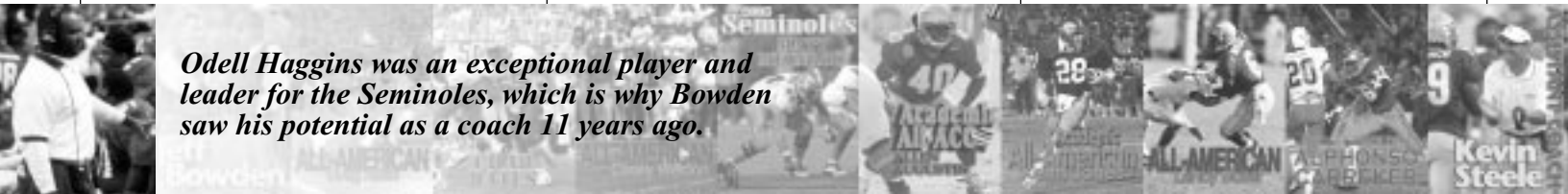
260 Ron Sellers	Wake Forest	1968
259 Ron Sellers	South Carolina	1968
249 Peter Warrick	Clemson	1997
229 Ron Sellers	Virginia Tech	1967
218 Ron Sellers	Memphis State	1968
217 Craphonso Thorpe	Notre Dame	2003
214 Ron Sellers	Houston	1968
207 Kez McCorvey	Duke	1994
205 Craphonso Thorpe	Colorado	2003
195 Javon Walker	Virginia Tech	2001
192 Fred Biletnikoff	Oklahoma	1965
190 Peter Warrick	Miami	1998
187 Snoop Minnis	Florida	2000
184 E.G. Green	NC State	1997
182 Andre Cooper	Maryland	1995
182 Fred Biletnikoff	Virginia Tech	1964
181 Chauncey Stovall	Florida	2004
176 E.G. Green	Ohio State	1998
175 Anquan Boldin	Notre Dame	2002
174 Jackie Flowers	LSU	1979
173 Ron Sellers	Maryland	1968
172 Lawrence Dawsey	Florida	1990
170 Fred Biletnikoff	Southern Miss	1964
169 E.G. Green	Virginia	1995
167 Jim Tyson	Mississippi State	1969
166 E.G. Green	Georgia Tech	1997
166 E.G. Green	Maryland	1995
166 Tony Johnson	Southern Miss	1982
165 Jackie Flowers	Houston	1978
165 Barry Smith	Mississippi State	1972
165 Ron Sellers	Alabama	1967
165 Fred Biletnikoff	Miami	1964
163 Peter Warrick	Virginia Tech	2000
163 Snoop Minnis	Clemson	2000
162 Javon Walker	Clemson	2001
161 Rhett Dawson	Virginia Tech	1971
160 Lawrence Dawsey	Miami	1990
160 Ron Sellers	Wyoming	1966
158 Barry Smith	Florida	1972
158 Ron Sellers	Mississippi State	1967
156 E.G. Green	Clemson	1996
156 Jessie Hester	South Carolina	1984
155 Andre Cooper	Duke	1995
154 Lonnie Johnson	Tulane	1991
154 Jessie Hester	South Carolina	1984
153 Barry Smith	vs. Kansas	1972
153 Ron Sellers	Florida	1967
152 Barry Smith	Kansas	1971
151 E.G. Green	Virginia	1997
151 Rhett Dawson	Clemson	1970
149 Ron Sellers	Mississippi State	1968
148 Herb Gainer	Oklahoma State	1985
147 Ron Sellers	Texas Tech	1967

146 Atreus Bell	Miami	2000
146 Barry Smith	Virginia Tech	1972
146 Ron Sellers	Texas A&M	1967
145 Snoop Minnis	Miami	2000
145 E.G. Green	Florida	1997
145 Sam Platt	Navy	1978
145 Ron Sellers	Penn State	1967
143 Jessie Hester	Auburn	1984
143 Barry Smith	Arizona State	1971
142 Peter Warrick	Georgia Tech	1999
141 Ron Dugans	Duke	1999
141 Lawrence Dawsey	Cincinnati	1990
140 Talman Gardner	Maryland	2001
140 Warrick Dunn	Florida	1993
140 Ronald Lewis	Georgia Southern	1988
140 Rhett Dawson	Virginia Tech	1971
139 Shannon Baker	Syracuse	1991
138 Chauncey Stovall	Duke	2004
138 Kez McCorvey	Notre Dame	1993
138 Jessie Hester	East Carolina	1982
138 Ron Sellers	Virginia Tech	1966
137 Atreus Bell	Oklahoma	2001
137 Snoop Minnis	BYU	2000
137 Warrick Dunn	Southern Mississippi	1996
137 Lawrence Dawsey	Virginia Tech	1990
136 Roger Overby	Cincinnati	1977
136 Ron Sellers	Wake Forest	1966
135 Ron Dugans	Tennessee	1998
134 Peter Warrick	Maryland	1999
134 Peter Warrick	Duke	1997
134 Jackie Flowers	Cincinnati	1978
133 Lawrence Dawsey	Memphis State	1990
132 Snoop Minnis	North Carolina	2000
132 Kevin Knox	Virginia Tech	1991
131 Chauncey Stovall	Clemson	2003
131 Snoop Minnis	Virginia	2000
131 Rhett Dawson	Virginia Tech	1970
130 Talman Gardner	Louisville	2002
130 Peter Warrick	NC State	1998
130 Mike Shumann	Iowa State	1975
129 Tamarick Vanover	Virginia	1993
129 Mike Shumann	Virginia Tech	1975
129 Gary Parris	Houston	1972
128 Herb Gainer	Texas Tech	1987
128 Kurt Unglaub	North Texas	1976
127 Kez McCorvey	Florida	1994
127 Barry Smith	Houston	1972
127 Jim Tyson	Tulsa	1969
126 E.G. Green	Wake Forest	1996
126 Matt Frier	Florida	1993
126 Terry Anthony	Florida	1989
126 Jessie Hester	Tulane	1983
126 Kent Gaydos	Houston	1969
125 Peter Warrick	North Carolina	1998
125 Barry Smith	Tulsa	1971
125 Harry Bringer	Mississippi College	1950
124 Javon Walker	Virginia	2001
124 Roger Overby	Florida	1977
123 Peter Warrick	Virginia	1998
123 Kevin Knox	Florida	1992
123 Harry Bringer	Mississippi College	1950
122 Snoop Minnis	Wake Forest	2000
122 E.G. Green	NC State	1995
122 'Omar Ellison	Duke	1994
122 Wayne Messam	Maryland	1994
122 Kez McCorvey	Maryland	1993
121 Javon Walker	NC State	2001
121 Peter Warrick	Clemson	1999
121 Peter Warrick	Louisiana Tech	1999
120 Laveranus Coles	North Carolina	1998
120 E.G. Green	Wake Forest	1997
120 Hassan Jones	Florida	1985
119 P.K. Sam	Colorado	2003
119 Peter Warrick	Florida	1998
119 Don Pederson	Memphis State	1969
118 E.G. Green	Maryland	1997
118 Bill Cox	Maryland	1966
117 Jessie Hester	Tenn.-Chattanooga	1984
117 Jackie Flowers	Memphis State	1979
117 Ron Sellers	Florida	1966
116 Andre Cooper	Virginia	1995
116 Ronald Lewis	South Carolina	1989
116 Jessie Hester	Miami	1984
116 Jackie Flowers	Mississippi State	1978
115 Talman Gardner	Clemson	2001
115 Ron Sellers	Houston	1966
114 Melvin Pearsall	Wake Forest	1997
114 Andre Cooper	NC State	1995
114 Bruce LaSane	South Carolina	1988
114 Mike Barnes	Virginia Tech	1976
114 Fred Biletnikoff	Georgia	1964

113 P.K. Sam	Maryland	2003
113 Phillip Bryant	Kansas	1985
113 Dennis McKinnon	Louisville	1980
113 Ed Beckman	Florida	1976
112 Peter Warrick	USC	1998
112 Kurt Unglaub	Virginia Tech	1976
112 Jim Tyson	Virginia Tech	1968
111 Javon Walker	Wake Forest	2001
111 Atreus Bell	Clemson	2000
111 Bruce LaSane	Memphis State	1989
111 Mike Shumann	Florida	1977
111 Kent Gaydos	Memphis State	1969
110 Anquan Boldin	Duke	2002
109 Talman Gardner	Maryland	2002
109 Javon Walker	Clemson	2000
109 Lawrence Dawsey	Southern Miss	1988
108 Anquan Boldin	Miami	2000
108 Mike Shumann	Kansas State	1977
108 Barry Smith	Pittsburgh	1972
108 Barry Smith	Miami	1972
108 Rhett Dawson	Arizona State	1971
108 Don Floyd	Houston	1964
108 Ron Schombruger	VMI	1954
107 Kez McCorvey	Virginia	1994
107 Kez McCorvey	Kansas	1993
107 Tamarick Vanover	Maryland	1992
107 Lawrence Dawsey	Penn State	1990
107 Lawrence Dawsey	Tulane	1989
107 Ronald Lewis	Memphis State	1987
107 Hassan Jones	Kansas	1985
107 Dennis McKinnon	Ohio State	1981

Year-By-Year Receiving				
YEAR	NAME	NO	YARDS	TD
1955	Tom Feamster	18	258	1
1956	Joe Holt	16	140	3
	Ron Schombruger	16	140	0
1957	Bob Nellums	21	217	2
1958	Jack Espenship	18	200	1
1959	Bud Whitehead	31	320	2
1960	Bud Whitehead	23	212	1
1961	Jim Daniel	10	113	0
	Tom Hillbrand	10	66	0
1962	Keith Kindermann	21	275	2
1963	Fred Biletnikoff	24	358	4
1964	Fred Biletnikoff	57	987	11
1965	Max Wettstein	24	365	3
1966	Ron Sellers	56	874	3
1967	Ron Sellers	70	1228	8
1968	Ron Sellers	86	1496	12
1969	Jim Tyson	49	720	4
1970	Rhett Dawson	54	946	5
1971	Rhett Dawson	62	817	7
1972	Barry Smith	69	1243	13
1973	Mike Shumann	21	280	2
1974	Mike Shumann	43	515	3
1975	Mike Shumann	38	730	5
1976	Ed Beckman	37	521	3
1977	Roger Overby	38	626	5
1978	Jackie Flowers	43	757	7
1979	Jackie Flowers	37	622	7
1980	Michael Whiting	25	203	0
1981	Michael Whiting	29	211	2
1982	Tony Johnson	30	500	2
1983	Jessie Hester	31	576	6
	Weegie Thompson	31	502	3
1984	Jessie Hester	42	832	9
1985	Hassan Jones	34	738	5
1986	Herb Gainer	27	441	5
1987	Herb Gainer	30	478	6
1988	Terry Anthony	32	550	8
1989	Lawrence Dawsey	38	683	4
1990	Lawrence Dawsey	65	999	7
1991	Shannon Baker	30	451	4
1992	Tamarick Vanover	42	581	4
1993	Kez McCorvey	74	966	6
1994	Kez McCorvey	59	870	4
1995	Andre Cooper	71	1002	15
1996	E.G. Green	34	662	7
1997	E.G. Green	54	1059	11
1998	Peter Warrick	61	1232	12
1999	Peter Warrick	71	934	8
2000	Snoop Minnis	63	1340	11
2001	Javon Walker	45	944	7
2002	Anquan Boldin	65	1011	13
2003	Craphonso Thorpe	51	994	11
2004	Chauncey Stovall	53	780	6

Odell Haggins was an exceptional player and leader for the Seminoles, which is why Bowden saw his potential as a coach 11 years ago.





107	Hardis Johnson	Florida	1980
106	Peter Warrick	Texas A&M	1998
106	Ronald Lewis	Nebraska	1990
106	Lawrence Dawsey	Clemson	1989
106	Terry Anthony	Louisiana Tech	1988
106	Bill Moremen	Penn State	1967
105	Andre Cooper	Wake Forest	1994
105	Tamarick Vanover	NC State	1992
105	Rhett Dawson	Memphis State	1970
104	Craphonso Thorpe	Virginia	2003
104	Anquan Boldin	North Carolina	2002
104	Atreus Bell	Clemson	2001
104	Javon Walker	UAB	2001
104	Jessie Hester	Arizona State	1984
104	Barry Smith	South Carolina	1972
104	Gary Parris	Houston	1971
104	Fred Biletnikoff	Kentucky	1964
104	Tom Feamster	Louisville	1954
103	Robert Morgan	Maryland	2000
103	Peter Warrick	North Carolina	1999
103	E.G. Green	Duke	1995
103	Andre Cooper	Georgia Tech	1995
103	Hassan Jones	Western Carolina	1985
103	Jessie Hester	Auburn	1984
103	Jim Thompson	East Carolina	1983
103	Rhett Dawson	Pittsburgh	1971
103	Gary Parris	Florida	1970
103	Tony Romeo	Georgia	1958
102	Dominic Robinson	Florida	2003
102	Andre Cooper	Virginia	1996
102	Herb Gainer	Wichita State	1986
101	Anquan Boldin	Florida	2002
101	Terry Anthony	LSU	1989
101	Hassan Jones	Auburn	1984
101	Jessie Hester	South Carolina	1982
101	Barry Smith	Pittsburgh	1972
101	Kent Gaydos	Arizona State	1971
101	Ron Sellers	South Carolina	1967
100	Anquan Boldin	Georgia Tech	2000
100	Shannon Baker	Middle Tenn. State	1991
100	Jackie Flowers	Virginia Tech	1979
100	Bill Cox	Syracuse	1966
100	Fred Biletnikoff	NC State	1964

156 Yds., Clemson, 1996
151 Yds., Virginia, 1997
145 Yds., Florida, 1997
126 Yds., Wake Forest, 1996
122 Yds., N.C. State, 1995
120 Yds., Wake Forest, 1997
118 Yds., Maryland, 1997
103 Yds., Duke, 1995

BARRY SMITH (11):

165 Yds., Miss. St., 1972
158 Yds., Florida, 1972
153 Yds., Kansas, 1970
146 Yds., Va. Tech, 1972
143 Yds., Arizona St., 1971
127 Yds., Houston, 1972
125 Yds., Tulsa, 1971
108 Yds., Pittsburgh, 1972
108 Yds., Miami, 1972
104 Yds., South Carolina, 1972
101 Yds., Pittsburgh, 1972

LAWRENCE DAWSEY (9):

172 Yds., Florida, 1990
160 Yds., Miami, 1990
141 Yds., Cincinnati, 1990
137 Yds., Va. Tech, 1990
133 Yds., Memphis St., 1990
109 Yds., So. Miss., 1988
107 Yds., Penn State, 1990
107 Yds., Tulane, 1989
106 Yds., Clemson, 1989

FRED BILETNIKOFF (7):


192 Yds., Oklahoma, 1965
182 Yds., Va. Tech, 1964
170 Yds., So. Miss., 1964
165 Yds., Miami, 1964
114 Yds., Georgia, 1964
104 Yds., Kentucky, 1964
100 Yds., N.C. State, 1964

ANDRE COOPER (7):

182 Yds., Maryland, 1995
155 Yds., Duke, 1995
116 Yds., Virginia, 1995
114 Yds., N.C. State, 1995
105 Yds., Wake Forest, 1994
103 Yds., Georgia Tech, 1995
102 Yds., Virginia, 1996

JESSIE HESTER (9):

156 Yds., South Carolina, 1984



Ron Sellers

154 Yds., South Carolina, 1984
143 Yds., Auburn, 1984
138 Yds., East Carolina, 1982
126 Yds., Tulane, 1983
117 Yds., UT-Chattanooga, 1984
116 Yds., Miami, 1984
103 Yds., Auburn, 1984
101 Yds., South Carolina, 1982

SNOOP MINNIS (7):

187 Yds., Florida, 2000
163 Yds., Clemson, 2000
145 Yds., Miami, 2000
137 Yds., BYU, 2000
132 Yds., North Carolina, 2000
131 Yds., Virginia, 2000
122 Yds., Wake Forest, 2000

ANQUAN BOLDIN (6):

175 Yds., Notre Dame, 2002
110 Yds., Duke, 2002
108 Yds., Miami, 2001
104 Yds., North Carolina, 2002
101 Yds., Florida, 2002
100 Yds., Georgia Tech, 2001

KEZ McCORVEY (6):

207 Yds., Duke, 1994
138 Yds., Notre Dame, 1993
127 Yds., Florida, 1994
122 Yds., Maryland, 1993
107 Yds., Virginia, 1994
Yds., Kansas, 1993

JACKIE FLOWERS (6):

174 Yds., LSU, 1979
165 Yds., Houston, 1978
134 Yds., Cincinnati, 1978
117 Yds., Memphis St., 1979
106 Yds., Miss. St., 1978
100 Yds., Va. Tech, 1979

100-YARD RECEIVING GAMES BY PLAYER

RON SELLERS (19):

260 Yds., Wake Forest, 1968
259 Yds., South Carolina, 1968
229 Yds., Virginia Tech, 1967
218 Yds., Memphis St., 1968
214 Yds., Houston, 1968
173 Yds., Maryland, 1968
165 Yds., Alabama, 1967
160 Yds., Wyoming, 1966
158 Yds., Miss. St., 1967
153 Yds., Florida, 1967
149 Yds., Miss. St., 1968
147 Yds., Texas Tech, 1967
146 Yds., Texas A&M, 1967
145 Yds., Penn St., 1967
138 Yds., Virginia Tech, 1966
136 Yds., Wake Forest, 1966
117 Yds., Florida, 1966
115 Yds., Houston, 1966
101 Yds., South Carolina, 1967

PETER WARRICK (15):

249 Yds., Clemson, 1997
190 Yds., Miami, 1998
164 Yds., Virginia Tech, 2000
142 Yds., Ga. Tech, 1999
134 Yds., Maryland, 1999
134 Yds., Duke, 1997
130 Yds., N.C. State, 1998
125 Yds., North Carolina, 1998
123 Yds., Virginia, 1998
121 Yds., Clemson, 1999
121 Yds., Louisiana Tech, 1999
119 Yds., Florida, 1998
112 Yds., USC, 1998
106 Yds., Texas A&M, 1998
103 Yds., North Carolina, 1999

E.G. GREEN (13):

184 Yds., N.C. State, 1997
176 Yds., Ohio State, 1998
169 Yds., Virginia, 1995
166 Yds., Ga. Tech, 1997
166 Yds., Maryland, 1995



The "Fab Four" — Terry Anthony, Ronald Lewis, Bruce LaSane and Lawrence Dawsey

Individual Records CONSECUTIVE GAMES CATCHING A PASS

Career: 38, E.G. Green, 1994-97

HIGHEST AVERAGE PER RECEPTION

Game: (Min. 5 rec.) - 34.6 (173-5), Ron Sellers vs. Maryland, Sept. 21, 1968
Season: (Min. 30 rec.) - 21.7 (738-34), Hassan Jones, 1985
Career: (Min. 70 rec.) - 20.1 (2,392-119), Barry Smith, 1970-72

MOST TD PASSES CAUGHT

Game: 5, Ron Sellers vs. Wake Forest, Nov. 23, 1968
Season: 15, Andre Cooper, 1995
Career: 31, Peter Warrick, 1996-99

MOST YARDS GAINED PER GAME

Season: 149.6, Ron Sellers, 1968
Career: 119.9, Ron Sellers, 1966-68

MOST 100-YARD RECEIVING GAMES

Season: 8, Barry Smith, 1972
Career: 18, Ron Sellers, 1966-68

MOST 200-YARD RECEIVING GAMES

Season: 4, Ron Sellers, 1968
Career: 5, Ron Sellers, 1966-68

LONGEST TOUCHDOWN RECEPTIONS

- 98 yards, Chris Weinke to Snoop Minnis vs. Clemson, 2000
- 96 yards, Kurt Unglaub to Jimmy Jordan vs. Virginia Tech, 1976
- 95 yards, Rudy Thomas to Jimmy Black vs. Southern Mississippi, 1976
- 93 yards, Chip Ferguson to Lawrence Dawsey vs. Southern Mississippi, 1988
- 91 yards, Jimmy Black to Kurt Unglaub vs. North Texas State, 1976
- 88 yards, Gary Huff to Barry Smith vs. Kansas, 1971
- 88 yards, Casey Weldon to Amp Lee vs. Tulane, 1989
- 86 yards, Gary Pajcic to Ron Sellers vs. Wake Forest, 1966
- 86 yards, Charlie Ward to Tamarick Vanover vs. Virginia, 1993
- 84 yards, Chris Weinke to Ron Dugans vs. Duke, 1999
- 83 yards, Blair Williams to Dennis McKinnon vs. South Carolina, 1982
- 82 yards, Gary Pajcic to Ron Sellers vs. Maryland, 1968



Senior running back Leon Washington is the ACC's top returning rusher in yards per game and one of FSU's best ever all-around players.



TOTAL OFFENSE

SINGLE-GAME TOTAL OFFENSE

1. Chris Weinke	Duke	2000	527
2. Chris Weinke	Clemson	2000	509
3. Charlie Ward	Maryland	1992	506
4. Chris Weinke	Miami	2000	496
5. Bill Cappelman	Memphis State	1969	490
6. Charlie Ward	Florida	1993	475
7. Peter Tom Willis	Memphis State	1989	452
8. Danny Kanell	Virginia	1995	444
9. Chris Weinke	Florida	2000	443
10. Chris Weinke	Georgia Tech	2000	441
11. Thad Busby	NC State	1997	433
12. Bill Cappelman	South Carolina	1968	431
13. Danny Kanell	Florida	1994	427
13. Danny Kanell	Maryland	1994	427
15. Chris Rix	Clemson	2001	416
16. Peter Tom Willis	Nebraska (Fiesta Bowl)	1990	414
17. Chris Rix	Colorado	2003	411
18. Danny McManus	Nebraska (Fiesta Bowl)	1988	401
Charlie Ward	Florida	1992	401

SEASON TOTAL OFFENSE

1. Chris Weinke, 2000	461	4070
2. Charlie Ward, 1993	445	3371

Year-By-Year Total Offense

YEAR	NAME	PLAYS	YARDS	TD
1955	Len Swantic	116	595	6
1956	Lee Corso	147	725	8
1957	Bobby Renn	148	680	6
1958	Fred Pickard	122	602	4
1959	Joe Majors	227	1141	10
1960	Ed Trancygier	152	695	9
1961	Eddie Feely	181	722	7
1962	Eddie Feely	165	982	7
1963	Steve Tensi	169	852	9
1964	Steve Tensi	215	1635	15
1965	Ed Pritchett	325	1455	7
1966	Gary Pajcic	290	1735	9
1967	Kim Hammond	297	2074	17
1968	Bill Cappelman	349	2342	26
1969	Bill Cappelman	417	2135	14
1970	Tommy Warren	259	1713	12
1971	Gary Huff	386	2653	24
1972	Gary Huff	429	2770	26
1973	Billy Sexton	168	765	4
1974	Ron Coppess	215	909	3
1975	Clyde Walker	241	1424	11
1976	Jimmy Black	308	1836	11
1977	Wally Woodham	195	1263	13
1978	Jimmy Jordan	224	1330	15
1979	Jimmy Jordan	202	1107	13
1980	Rick Stockstill	272	1282	17
1981	Rick Stockstill	292	1247	11
1982	Kelly Lowrey	253	1670	15
1983	Kelly Lowrey	279	1686	20
1984	Eric Thomas	239	1277	14
1985	Chip Ferguson	161	976	13
1986	Danny McManus	126	903	9
1987	Danny McManus	276	1950	15
1988	Chip Ferguson	212	1706	16
1989	Peter Tom Willis	377	3004	22
1990	Casey Weldon	211	1621	12
1991	Casey Weldon	351	2497	22
1992	Charlie Ward	465	3151	28
1993	Charlie Ward	445	3371	31
1994	Danny Kanell	407	2654	18
1995	Danny Kanell	421	2916	32
1996	Thad Busby	296	1830	17
1997	Thad Busby	447	3301	27
1998	Chris Weinke	333	2319	19
1999	Chris Weinke	408	2994	25
2000	Chris Weinke	461	4070	34
2001	Chris Rix	385	3123	27
2002	Chris Rix	311	1973	16
2003	Chris Rix	466	3224	28
2004	Wyatt Sexton	243	1567	8



Steve Tensi



Kim Hammond



Charlie Ward



Danny Kanell



Thad Busby

3. Thad Busby, 1997	447	3301
4. Chris Rix, 2003	466	3224
4. Charlie Ward, 1992	465	3151
5. Chris Rix, 2001	385	3123
6. Peter Tom Willis, 1989	377	3004
7. Chris Weinke, 1999	408	2994
8. Danny Kanell, 1995	421	2916
9. Gary Huff, 1972	429	2770
10. Danny Kanell, 1994	407	2654
11. Gary Huff, 1971	386	2653
12. Casey Weldon, 1991	351	2497
13. Bill Cappelman, 1968	349	2342
14. Chris Weinke, 1998	333	2319
15. Bill Cappelman, 1969	417	2135
16. Kim Hammond, 1967	297	2074

CAREER TOTAL OFFENSE

1. Chris Weinke (97-00)	1217	9473
2. Chris Rix (01-04)	1343	9200
3. Charlie Ward (89-93)	931	6636
4. Danny Kanell (92-95)	906	6176




Wally Woodham

5. Gary Huff (70-72)	921	6086
6. Thad Busby (94-97)	824	5883
7. Casey Weldon (88-91)	617	4643
8. Bill Cappelman (67-69)	777	4499
9. Warrick Dunn (93-96)	680	4263
10. Peter Tom Willis (86-89)	546	4107
11. Greg Allen (81-84)	624	3769
12. Jimmy Jordan (76-79)	678	3764
13. Chip Ferguson (85-88)	578	3746
14. Wally Woodham (75, 77-79)	573	3531
15. Kelly Lowrey (80-83)	450	3429

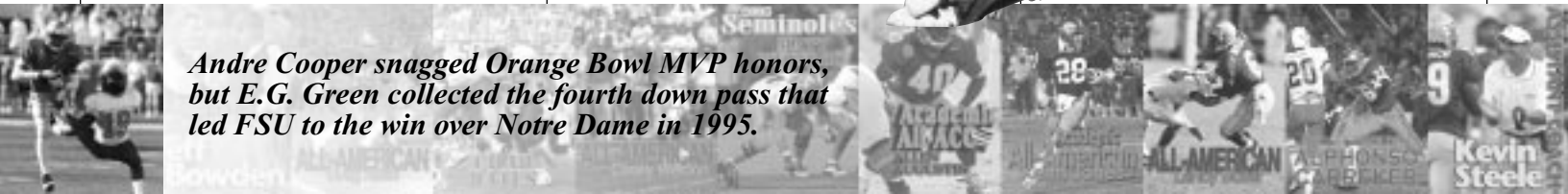
LONGEST TD PLAYS


- 100 yards, Keith Ross/Dexter Carter vs. Miami, 1986 (lateral on KO return)
- 100 yards, Deion Sanders vs. Tulsa, 1985 (INT return)
- 100 yards, Leon Bright vs. Virginia Tech, 1974 (KO return)
- 100 yards, Bill Moremen/T.K. Wetherell vs. Kentucky, 1965 (lateral on KO return)
- 99 yards, Fred Biletnikoff vs. Miami, 1963 (INT return)
- 99 yards, Ted Hewitt vs. Stetson, 1948 (INT return)
- 98 yards, Chris Weinke to Snoop Minnis vs. Clemson, 2000
- 97 yards, Leon Washington vs. Clemson, 2002 (KO return)
- 97 yards, Billy Allen vs. Louisiana State, 1981 (KO return)
- 97-yard run, Larry Key vs. Virginia Tech, 1976
- 96 yards, Tamarick Vanover vs. Wake Forest, 1992 (KO return)
- 96-yard pass, Jimmy Jordan to Kurt Unglaub vs. Virginia Tech, 1976
- 96 yards, David Snell vs. Virginia Tech, 1970 (KO return)
- 95-yard run, Sammie Smith vs. Furman, 1987
- 95 yards, Billy Allen vs. West Virginia (Gator Bowl), 1982 (KO return)
- 95 yards, Greg Allen vs. Western Carolina, 1981 (KO return)
- 95-yard pass, Jimmy Black to Rudy Thomas vs. Southern Mississippi, 1976
- 94 yards, Tamarick Vanover vs. Miami, 1992 (KO return)
- 94 yards, Leon Fowler vs. Duke, 1992 (INT return)
- 94 yards, Bill Moremen/T.K. Wetherell vs. Miami, 1966 (lateral on KO return)
- 93-yard pass, Chip Ferguson to Lawrence Dawsey vs. Southern Miss, 1988
- 93 yards, Larry Key vs. Texas Tech (Tangerine Bowl), 1977 (KO return)
- 93 yards, Eddie McMillan vs. Memphis State, 1970 (KO return)



Chris Weinke

Andre Cooper snagged Orange Bowl MVP honors, but E.G. Green collected the fourth down pass that led FSU to the win over Notre Dame in 1995.





Bill Cappleman



Charlie Ward

Individual Records

MOST PLAYS

Game: 61, Gary Huff vs. Houston, Nov. 4, 1972
 Season: 466, Chris Rix, 2003
 Career: 1343, Chris Rix, 2001-04

MOST YARDS GAINED

Game: 527, Chris Weinke vs. Duke, Oct. 14, 2000
 Season: 4,070, Chris Weinke, 2000
 Career: 9,473, Chris Weinke, 1997-00

MOST TDs RESPONSIBLE FOR

Game: 6, Gary Huff vs. South Carolina, Oct. 23, 1971; Peter Tom Willis vs. Memphis State, Nov. 18, 1989; Chris Weinke vs. Maryland, Nov. 13, 1999
 Season: 34, Chris Weinke, 2000
 Career: 80, Chris Weinke, 1997-00

Team Records (Total Offense)

SINGLE-GAME

Most Plays 100 vs. E Carolina Sept. 20, 1980
 Most Plays, Both Teams 173 vs. San Diego State Oct. 27, 1973
 Most Yards Gained 858 vs. Maryland Nov. 7, 1992
 Most Yards Gained, Both Teams 1,294 vs. Maryland Nov. 7, 1992
 Most Touchdowns 11 vs. N.C. State Sept. 16, 1995

SINGLE-SEASON

Most Yards Per Game 551.5 (6,067-11) 1995
 Highest Average Per Play 7.1 2000
 Most Yards 6,588 2000
 Most Touchdowns 72 1995

FIRST DOWNS

Most First Downs 40 vs. Maryland Nov. 7, 1992
 Most First Downs, Both Teams 67 Maryland Nov. 7, 1992
 Most Rushing First Downs 24 vs. East Carolina Sept. 20, 1980
 Most Rushing First Downs, Both Teams 32 vs. Auburn Oct. 23, 1976
 vs. Memphis Nov. 18, 1989
 Most Passing First Downs 23 vs. Wake Forest Nov. 15, 1997
 vs. Memphis Nov. 18, 1989
 Most Passing First Downs, Both Teams 39 vs. Maryland Nov. 18, 1995
 Most Penalty First Downs 5 vs. Miami Oct. 28, 1989
 vs. Florida Dec. 2, 1989
 Most Penalty First Downs, Both Teams 13 vs. Miami Oct. 28, 1989



Danny Kanell

Season Records

MOST POINTS

- 532 in 1995
- 518 in 1993
- 509 in 2000
- 450 in 1987
- 442 in 1988
- 439 in 1991
- 437 in 1997
- 435 in 1990
- 428 in 2002
- 426 in 1996

TOTAL PLAYS

- 981 in 2002
- 939 in 1993
- 924 in 2000
- 907 in 2003
- 897 in 1991
- 885 in 1995
- 872 in 1998
- 855 in 1979
- 853 in 1994
- 851 in 1992

TOTAL OFFENSE

- 6588 in 2000
- 6576 in 1993
- 6067 in 1995
- 5573 in 2002
- 5401 in 1991
- 5361 in 1987
- 5314 in 1994
- 5239 in 2003
- 5124 in 1982
- 5080 in 1992

TOTAL OFFENSE PER GAME

- 548.0 in 1993
- 551.5 in 1995
- 549.0 in 2000
- 487.4 in 1987
- 465.8 in 1982
- 483.1 in 1994
- 461.8 in 1992
- 452.1 in 1997
- 451.4 in 1989
- 451.0 in 1984

MOST FIRST DOWNS

- 350 in 1993
- 310 in 2000
- 299 in 2002
- 290 in 1995
- 283 in 1991
- 278 in 2003
- 275 in 1994
- 269 in 1983
- 268 in 1987
- 267 in 1989

FIRST DOWNS PENALTY

- 30 in 2000
- 30 in 1997
- 29 in 2003
- 26 in 2002
- 26 in 1989
- 22 in 1999
- 20 in 1975
- 20 in 1973
- 18 in 1983
- 17 in 1993
- 17 in 1966

FIRST DOWNS PASSING

- 184 in 1993
- 180 in 2000
- 164 in 1995
- 157 in 1989
- 151 in 1997
- 147 in 1999
- 143 in 1994
- 138 in 1991
- 133 in 2003
- 130 in 2002



Center Robbie Baker was one of the FSU's toughest players of the Bowden era and an Academic All-ACC selection in 1992.



DEFENSE

Individual Records

TACKLES

MOST TACKLES

Game: 29, Dale McCullers vs. Texas A&M, Oct. 5, 1968
Season: 181, Aaron Carter, 1977
Career: 512, Aaron Carter, 1974-77

SEASON TACKLES

NAME, YEAR	TKLS	ASTS	TOTAL
1. Aaron Carter, 1977	82	99	181
2. Dale McCullers, 1967	108	72	180
3. Reggie Herring, 1980	92	78	170
4. Dale McCullers, 1968	102	61	163
5. Henry Taylor, 1984	80	79	159
6. Jimmy Heggins, 1977	67	90	157
7. Paul McGowan, 1987	97	53	150

CAREER TACKLES


1. Aaron Carter (74-77)	512
2. Ron Simmons (77-80)	483
3. Reggie Herring (77-80)	452
4. Paul McGowan (84-87)	446
5. Kirk Carruthers (88-91)	435
6. Michael Boulware (00-03)	377
7. Ken Roe (80-83)	373
8. Marvin Jones (90-92)	369
9. Daryl Bush (94-97)	362
10. Kendyll Pope (00-03)	352
11. Henry Taylor (81-84)	344
12. Bradley Jennings (98-01)	341
13. Sam Cowart (93-97)	338



Travis Johnson



Ron Simmons



Paul McGowan



Reinard Wilson



Peter Boulware



Corey Simon

MOST QUARTERBACK SACKS

(Since 1977)

Game: 5, Willie Jones vs. Florida, 1978; Ron Simmons vs. North Texas State, Oct. 29, 1977
Season: 19, Peter Boulware, 1996
Career: 35.5, Reinard Wilson, 1993-96

SEASON QUARTERBACK SACKS

1. Peter Boulware, 1996	19
2. Andre Wadsworth, 1997	16
3. Reinard Wilson, 1996	13.5
4. Alonzo Jackson, 2002	13
5. Jamal Reynolds, 2000	12
6. Ron Simmons, 1977	12
7. Reinard Wilson, 1994	11
8. Carl Simpson, 1991	11
9. Anthony Moss, 1990	10.5
10. Greg Spires, 1997	10
11. Peter Boulware, 1995	10
12. Willie Jones, 1978	10
13. Reinard Wilson, 1995	9
14. Carl Simpson, 1992	9
15. Shelton Thompson, 1989	8.5
16. Reggie Freeman, 1992	8
17. Odell Haggins, 1987	8
18. Gerald Nichols, 1984	8
19. Alphonso Carreker, 1982	8

CAREER QUARTERBACK SACKS


1. Reinard Wilson (93-96)	35.5
2. Peter Boulware (94-96)	34
3. Ron Simmons (77-80)	25
4. Jamal Reynolds (97-00)	23.5
5. Alonzo Jackson (99-02)	23
6. Andre Wadsworth (94-97)	23
7. Carl Simpson (90-92)	21.5
8. Anthony Moss (87-90)	21.5
9. Alphonso Carreker (80-83)	20
10. Willie Jones (75-78)	20

MOST TACKLES FOR LOSS

Game: 5, Dale McCullers vs. Memphis State, 1967
Season: 22, Darnell Dockett, 2001
Career: 65, Darnell Dockett, 2000-03



Sam Cowart



Derrick Brooks

SEASON TACKLES FOR LOSS

1. Damell Dockett, 2001	22
2. Alonzo Jackson, 2002	18.5
3. Travis Johnson, 2004	18
4. Damell Dockett, 2003	17
5. Corey Simon, 1999	17
6. Ron Simmons, 1979	17
7. Kevin Emanuel, 2002	15
8. Travis Johnson, 2002	13.5
9. Marvin Jones, 1991	13
10. Ron Simmons, 1977	13
11. Eric Moore, 2003	12
12. Kendyll Pope, 2002	12
13. Damell Dockett, 2000	12
14. Roland Seymour, 1998	12
15. Paul McGowan, 1985	12
16. Alphonso Carreker, 1983	12
17. Scott Warren, 1977	12
18. A.J. Nicholson, 2004	11.5
19. Eric Moore, 2002	11
20. Corey Simon, 1998	11
21. Howard Dinkins, 1990	11
22. Paul McGowan, 1987	11
23. Chauncey Davis, 2004	10
24. David Warren, 2000	10
25. Jerry Johnson, 1997	10
26. Sam Cowart, 1995	10
27. Arthur Scott, 1979	10

CAREER TACKLES FOR LOSS

1. Damell Dockett (00-03)	65
2. Ron Simmons (77-80)	44
3. Travis Johnson (01-04)	42.5
4. Kevin Emanuel (00-03)	41
5. Corey Simon (96-99)	33
6. Alonzo Jackson (99-02)	32.5
7. Jeff Womble (00-03)	32
8. Jerry Johnson (96-99)	32
9. Paul McGowan (84-87)	32
10. Eric Moore (01-04)	30.5
11. Marvin Jones (90-92)	27
12. Corey Simon (96-99)	23
13. Scott Warren (76-79)	22
14. Derrick Alexander (92-94)	21
15. Isaac Williams (82-85)	20
16. Willie Jones (75-78)	20
17. Alphonso Carreker (80-83)	19
18. Arthur Scott (76-80)	19

Current Pittsburgh Steeler Alonzo Jackson is another in a long list of All-America defensive ends at Florida State.





FUMBLES

CAUSED FUMBLES

Game: 2, Several Players
Season: 13, Ron Simmons, 1977
Career: 17, Ron Simmons, 1977-80

FUMBLE RECOVERIES

Game: 3, Ron Wallace vs. Wichita State, Sept. 20, 1969
Season: 6, Ron Wallace, 1969
Career: 8, Ron Wallace, 1968-70; Willie Jones, 1975-78; Ron Simmons, 1977-80

Team Records SINGLE-GAME

TOTAL DEFENSE

Fewest Plays 38 Memphis State Nov. 4, 1967
Fewest Yards 23 The Citadel Sept. 15, 1962
Most Yards 651 Arizona State Nov. 3, 1984

FIRST DOWNS

Most First Downs 40 vs. Maryland Nov. 7, 1992
Most First Downs, Both Teams 67 vs. Maryland Nov. 7, 1992
Most Rushing First Downs 24 vs. East Carolina Sept. 20, 1980
Most Rushing First Downs, Both Teams 32 vs. Auburn Oct. 23, 1976
Most Passing First Downs 23 vs. Wake Forest Nov. 15, 1997
 vs. Memphis State Nov. 18, 1989
Most Passing First Downs, Both Teams 39 vs. Maryland Nov. 18, 1995
Most Penalty First Downs 5 vs. Miami Oct. 28, 1989
 vs. Florida Dec. 2, 1989
Most Penalty First Downs, Both Teams 13 vs. Miami Oct. 28, 1989

BLOCKED KICKS

Most Blocked Kicks 2, many times latest vs. La Tech Oct. 22, 1988
Most Blocked Punts 2, seven times latest vs. N Carolina ... Sept. 28, 1996
Most Blocked Field Goals 2 vs. Louisville Sept. 12, 1970
Most TDs off Blocked Kicks 2 vs. Tulane Oct. 20, 1984
 vs. Arizona State Nov. 3, 1984
Most TDs off Blocked Punts 2 vs. Tulane Oct. 20, 1984
 vs. Arizona State Nov. 3, 1984



Alphonso Carreker



Marvin Jones

Most TDs off Blocked Field Goals 1, many times latest vs. Temple Sept. 29, 1984

TURNOVERS

Most Turnovers (2 int.-10 fumbles) 12 Wichita St Sept. 20, 1969

FUMBLES

Most Fumbles Caused 17 vs. Wichita St Sept. 20, 1969
Most Fumbles Recovered 10 vs. Wichita St Sept. 20, 1969

RUSHING

Fewest Rushes 15 Florida Nov. 27, 1993
Fewest Yards (-33) Miami Oct. 4, 1997
 Florida Nov. 27, 1993
Most Yards 472 Nebraska Sept. 19, 1981

PASSING

Fewest Passes Attempted 4 Memphis State Nov. 4, 1967
 Georgia Tech Oct. 4, 1975
 Virginia Tech Oct. 11, 1975
Fewest Passes Completed 0 William & Mary Oct. 22, 1960
Lowest Percentage Completed (Min. 10 atts.) 15.4 (2-13) The Citadel Sept. 15, 1962
 Kansas State Oct. 2, 1976
Fewest Yards Passing 0 William & Mary Oct. 22, 1960
Most Yards Passing 532 Arizona State Nov. 3, 1984
Most Passes Intercepted 6 vs. Louisville Nov. 2, 1991
Most Yards on Interceptions 134 vs. Tulsa Oct. 19, 1985
Most TDs on Interceptions 2 vs. Tulsa Oct. 19, 1985
 vs. La Tech Oct. 22, 1988
 vs. Michigan Sept. 28, 1991

FIRST DOWNS

Fewest First Downs 2 The Citadel Sept. 15, 1962
Fewest Rushing First Downs 0 Louisville Sept. 13, 1980
 Florida Nov. 27, 1993
Fewest Passing First Downs 0, seven times latest E Carolina Sept. 20, 1980

SINGLE-SEASON

TOTAL DEFENSE

Fewest Yards 1,811 1964
Fewest Yards Per Game 181.1 1964 (1,811-10)
Lowest Average Per Play 3.3 1964 (3,410-658)

Fewest Touchdowns 8 1980

SCORING DEFENSE

Fewest Points 66 1964
Fewest Points Per Game 6.6 1964 (66-10)

FIRST DOWNS

Fewest First Downs 90 1962
Fewest Rushing First Downs 38 1997
Fewest Passing First Downs 28 1958
Fewest Penalty First Downs 2 1957

BLOCKED KICKS

Most Blocked Kicks 9 1982 and 1984
Most Blocked Punts 8 1984
Most Blocked Field Goals 4 1970 and 2002
Most TDs off Blocked Kicks 6 1984
Most TDs off Blocked Punts 5 1984
Most TDs off Blocked Field Goals 1 Many Years (latest 1984)

FUMBLES

Most Fumbles Caused 45 1979
Most Fumbles Recovered 26 1957

RUSHING

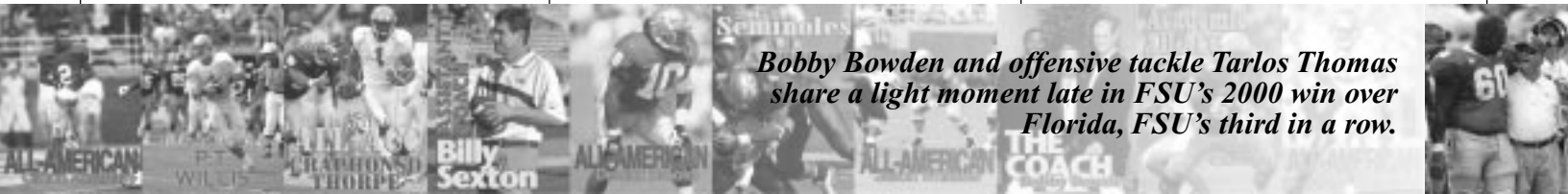
Fewest Yards 571 1997
Fewest Yards Per Game 51.9 1997 (571-11)
Lowest Average Per Play 1.5 1997 (571-379)
Fewest Touchdowns 2 1980

PASSING

Fewest Yards 675 1958
Fewest Yards Per Game 63.5 1975 (698-11)
Fewest Yards Per Attempt 4.7 1962 (693-148)
Fewest Yards Per Completion 10.3 1962 (693-67)
Lowest Completion % 34.1 1979 (91-267)
Fewest Touchdowns 2 1956, 1958,
 1963 and 1964
Most Interceptions 25 1968 and 1991
Most Yards on Interceptions 335 1991
Most TDs on Interceptions 6 1988

FIRST DOWNS

Most First Downs 350 1993
Most Rushing First Downs 152 1987
Most Passing First Downs 184 1993
Most Penalty First Downs 30 1997, 2000



Bobby Bowden and offensive tackle Tarlos Thomas share a light moment late in FSU's 2000 win over Florida, FSU's third in a row.



INTERCEPTIONS

Individual Records

MOST PASSES INTERCEPTED

Game: 4, Mario Edwards vs. Wake Forest, Nov. 14, 1998
Season: 12, Terrell Buckley, 1991
Career: 21, Terrell Buckley, 1989-91

MOST YARDS ON INTERCEPTIONS

Game: 109, LeRoy Butler vs. Syracuse, Oct. 7, 1989
Season: 238, Terrell Buckley, 1991
Career: 501, Terrell Buckley, 1989-91

MOST TDs ON INTERCEPTIONS

Game: 1, Several Players
Season: 2, Deion Sanders, 1988; Terrell Buckley, 1990 and 1991; Derrick Brooks, 1993
Career: 4, Deion Sanders, 1985-88; Terrell Buckley, 1989-91

LONGEST INTERCEPTION RETURN

Game: 100, Deion Sanders vs. Tulsa, Oct. 19, 1985

SEASON INTERCEPTIONS

1. Terrell Buckley, 1991	12
2. Monk Bonasorte, 1979	8
3. Curt Campbell, 1951	8
4. Samari Rolle, 1997	7
5. Corey Sawyer, 1992	7
6. LeRoy Butler, 1989	7
7. Tay Cody, 2000	6
8. Mario Edwards, 1998	6
9. Corey Sawyer, 1993	6
10. Terrell Buckley, 1990	6
11. Larry Harris, 1982	6
12. Bobby Butler, 1979	6
13. J.T. Thomas, 1970	6
14. Winfred Bailey, 1964	6



Lee Corso



LeRoy Butler



Terrell Buckley



Samari Rolle



Tay Cody



Bud Whitehead, 1959	6
Lee Corso, 1954	6
Tom Feamster, 1954	6
Tommy Brown, 1952	6
Ted Hewitt, 1949	6

CAREER INTERCEPTIONS

1. Terrell Buckley (89-91)	21
2. Monk Bonasorte (77-80)	15
3. Deion Sanders (85-88)	14
4. Lee Corso (53-56)	14
5. Corey Sawyer (91-93)	13
6. Tay Cody (97-00)	12
7. Samari Rolle (94-97)	12
8. Brian McCrary (81-84)	12
9. Keith Jones (78-80)	12
10. J.T. Thomas (70-72)	12
11. Curt Campbell (50-52)	12
12. Eric Williams (84-87)	11
13. Bobby Butler (77-80)	11
14. Walt Sumner (66-68)	11

LONGEST INTERCEPTION RETURNS

1. 100 yards, Deion Sanders vs. Tulsa, 1985 (TD)
2. 99 yards, Ted Hewitt vs. Stetson, 1958 (TD)
3. 99 yards, Fred Biletnikoff vs. Miami, 1963 (TD)
4. 94 yards, Leon Fowler vs. Duke, 1992 (TD)
5. 90 yards, Leroy Smith vs. Notre Dame, 2003
6. 87 yards, LeRoy Butler vs. Syracuse, 1989 (TD)
7. 86 yards, Tom Hillabrand vs. Auburn, 1960 (TD)
8. 83 yards, Terrell Buckley vs. Cincinnati, 1990 (TD)
9. 82 yards, Stanford Samuels vs. Georgia Tech, 2002 (TD)
10. 81 yards, Bud Whitehead vs. Wake Forest, 1959 (TD)
11. 80 yards, Abdul Howard vs. Virginia, 2001
12. 74 yards, Dale McCullers vs. Houston, 1967
13. 71 yards, Terrell Buckley vs. Virginia Tech, 1991 (TD)
71 yards, Corey Sawyer vs. North Carolina State, 1993



Season Records

MOST INTERCEPTIONS

1. 25 in 1991
2. 25 in 1968
3. 24 in 1982
4. 24 in 1949
5. 23 in 1989
6. 23 in 1979
7. 22 in 1999
8. 22 in 1997
9. 22 in 1985
10. 22 in 1972

Defensive end Reggie Freeman was one of three Seminoles to earn Academic All-ACC honors in FSU's first year in the conference.





SCORING

SEASON SCORING

NAME, YEAR	TD	PAT	FG	PTS
1. Greg Allen, 1982	21			126
2. Sebastian Janikowski, 1998		42-43	27-32	123
3. Sebastian Janikowski, 1999		47-47	23-30	116
4. Derek Schmidt, 1987		47-50	23-31	116
5. Xavier Beitia, 2002		51-51	19-28	108
Amp Lee, 1990	18			108
7. Xavier Beitia, 2003		50-51	19-25	107
8. Bill Capece, 1980		38-38	22-30	104
9. Scott Bentley, 1996		52-53	16-18	100
10. Derek Schmidt, 1985		44-44	18-25	98
11. Scott Bentley, 1995		67-69	9-16	96
12. Scott Bentley, 1993		56-64	13-20	95
13. Derek Schmidt, 1984		42-42	17-24	93
14. Richie Andrews, 1990		52-54	13-18	91
15. Dayne Williams, 1987	15			90
16. Derek Schmidt, 1986		41-42	15-24	86
Barry Smith, 1972	14			86
18. Xavier Beitia, 2001		44-48	13-14	83



Bobby Renn



Dave Cappelen



Greg Allen



Sebastian Janikowski



Xavier Beitia

CAREER SCORING

NAME, YEARS	TD	PAT	CV	FG	PTS
1. Derek Schmidt (84-87)		174-178		73-104	393
2. Xavier Beitia (01-04)					375
3. Scott Bentley (93-96)		200-213		42-61	326
4. Sebastian Janikowski (97-99)		126-129		66-83	324
5. Warrick Dunn (93-96)	49				294
6. Greg Allen (81-84)	46		1		278
7. Dave Cappelen (76-79)		111-119		43-71	240
8. Amp Lee (89-91)	38				228
Peter Warrick (96-99)	38				228
9. Richie Andrews (87-90)		143-147		26-44	221
10. E.G. Green (94-97)	30		1		182
11. Barry Smith (70-72)	27		1		164
12. Grant Guthrie (67-69)		72-76		28-50	156
13. Dayne Williams (86-88)	24				144
14. Ron Sellers (66-68)	23				138
15. Jessie Hester (81-84)	22		2		136

20. 93 yards on KO return
 Chip Ferguson to Lawrence Dawsey vs. Southern Miss, 1988 (pass)
 Larry Key vs. Texas Tech (Tangerine Bowl), 1977 (KO return)
 Eddie McMillan vs. Memphis State, 1970 (KO return)

Individual Records

MOST POINTS

Game: 30, Ron Sellers vs. Wake Forest, Nov. 23, 1968
Season: 126, Greg Allen, 1982
Career: 393, Derek Schmidt, 1984-87

MOST TOUCHDOWNS

Game: 5, Ron Sellers vs. Wake Forest, Nov. 23, 1968
Season: 21, Greg Allen, 1982
Career: 49, Warrick Dunn, 1993-96

Year-By-Year Scoring


YEAR NAME	TD	PAT	CV	FG	PTS
1955 Buck Metts	4				24
Len Swantic	4				24
1956 Bob Nellums	5	1-2			31
1957 Bob Nellums	5	2-3			32
1958 Bobby Renn	7		1		44
1959 Fred Pickard	7		1		44
1960 Ed Trancygier	3				18
Bill Whitehead	3				18
1961 Eddie Feely	3				18
1962 Keith Kindermann	5				30
1963 Larry Brinkley	5		1		32
1964 Fred Biletnikoff	11		1		68
1965 Gene Roberts		10-14		7-12	31
1966 Jim Mankins	10				60
1967 Grant Guthrie		26-27		9-14	53
1968 Ron Sellers	12				72
1969 Grant Guthrie		15-17		11-18	48
1970 Frank Fontes		22-24		14-27	64
1971 Frank Fontes		30-31		13-24	69
1972 Barry Smith	14		1		86
1973 Ahmet Askin		8-9		4-9	20
1974 Ahmet Askin		14-15		4-14	26
1975 Larry Key	6				36
Rudy Thomas	6				36
1976 Dave Cappelen		16-20		9-17	43
1977 Dave Cappelen		27-29		13-20	66
1978 Dave Cappelen		39-40		7-12	60
1979 Dave Cappelen		29-30		14-22	71
1980 Bill Capece		38-38		22-30	104
1981 Mike Rendina		25-27		9-15	52
1982 Greg Allen	21				126
1983 Greg Allen	13		1		80
1984 Derek Schmidt		42-42		17-24	93
1985 Derek Schmidt		44-44		18-25	98
1986 Derek Schmidt		41-42		15-24	86
1987 Derek Schmidt		47-50		23-31	116
1988 Richie Andrews		57-58		5-13	72
1989 Richie Andrews		34-35		8-13	58
1990 Amp Lee	18				108
1991 Amp Lee	14				84
1992 Dan Mowrey		51-55		10-18	81
1993 Scott Bentley		56-64		13-20	95
1994 Zack Crockett	11				66
1995 Scott Bentley		67-69		9-16	94
1996 Scott Bentley		52-53		16-18	100
1997 Sebastian Janikowski		37-39		16-21	85
1998 Sebastian Janikowski		42-43		27-32	123
1999 Sebastian Janikowski		47-47		23-30	116
2000 Snoop Minnis	11				66
Atreus Bell	11				66
2001 Xavier Beitia		44-48		13-14	83
2002 Xavier Beitia		51-51		19-28	108
2003 Xavier Beitia		50-51		19-25	107
2004 Xavier Beitia		29-29		16-75	77

LONGEST TOUCHDOWN PLAYS

- 100 yards Keith Ross/Dexter Carter vs. Miami, 1986 (lateral on KO return)
 Deion Sanders vs. Tulsa, 1985 (INT return)
 Leon Bright vs. Virginia Tech, 1974 (KO return)
 Bill Moremen/T.K. Wetherell vs. Kentucky, 1965 (lateral on KO return)
- 99 yards Fred Biletnikoff vs. Miami, 1963 (INT return)
 Ted Hewitt vs. Stetson, 1948 (INT return)
- 98 yards Chris Weinke to Snoop Minnis vs. Clemson, 2000 (pass)
- 97 yards Leon Washington vs. Clemson, 2002 (KO return)
 Billy Allen vs. Louisiana State, 1981 (KO return)
 Larry Key vs. Virginia Tech, 1976 (run)
- 96 yards Tamarick Vanover vs. Wake Forest, 1992 (KO return)
 Jimmy Jordan to Kurt Unglaub vs. Virginia Tech, 1976 (pass)
 David Snell vs. Virginia Tech, 1970 (KO return)
- 95 yards Sammie Smith vs. Furman, 1987 (run)
 Billy Allen vs. West Virginia (Gator Bowl), 1982 (KO return)
 Greg Allen vs. Western Carolina, 1981 (KO return)
 Jimmy Black to Rudy Thomas vs. Southern Mississippi, 1976 (pass)
- 94 yards Tamarick Vanover vs. Miami, 1992 (KO return)
 Leon Fowler vs. Duke, 1992 (INT return)
 Bill Moremen/T.K. Wetherell vs. Miami, 1966 (lateral)



Derek Schmidt



Peter Warrick



Brodrick Bunkley is a rare senior among the FSU defensive front and coaches are hopeful that he will be ready to go in 2005.



KICKING

Individual Records HIGHEST PERCENTAGE OF PAT MADE

Season: (Min. 25 att.) - 100.0 (29-29) Xavier Beitia, 2004 and (51-51), 2002; (47-47) Sebastian Janikowski, 1999; (38-38) Bill Capece, 1980; (42-42) Derek Schmidt, 1984 and (44-44), 1985
Career: (Min. 100 att.) - 97.8 (174-178), Derek Schmidt, 1984-87

MOST POINTS KICKING

Game: 18, Brett Cimorelli vs. Clemson, Nov. 4, 2000; Sebastian Janikowski vs. NC State, Sept. 18, 1999; Bill Capece vs. Pittsburgh, Oct. 11, 1980
Season: 123, Sebastian Janikowski, 1998
Career: 393, Derek Schmidt, 1984-87

MOST FIELD GOALS ATTEMPTED

Game: 8, Frank Fontes vs. Wake Forest, Sept. 26, 1970
Season: 32, Sebastian Janikowski, 1998
Career: 104, Derek Schmidt, 1984-87

MOST FIELD GOALS MADE

Game: 5, Gary Cismesia vs. Duke, Nov. 6, 2004; Sebastian Janikowski vs. NC State, 1999 and Maryland, 1998; Bill Capece vs. Pittsburgh, Oct. 11, 1980

Season Records

XP KICKS MADE

1. 67 in 1995 (of 69)
2. 59 in 2000 (of 66)
- 59 in 1993 (of 68)
4. 57 in 1988 (of 58)
5. 52 in 1996 (of 53)
- 52 in 1990 (of 54)
- 52 in 1982 (of 53)
8. 51 in 2002 (of 51)
- 51 in 1992 (of 55)
10. 50 in 2003 (of 51)

XP KICKS ATTEMPTED

1. 69 in 1995
2. 68 in 1993
3. 66 in 2000
4. 58 in 1988
5. 55 in 1992
6. 54 in 1990
7. 53 in 1996
- 53 in 1982
9. 51 in 2003
- 51 in 2002
- 51 in 1997
- 51 in 1994

MOST FIELD GOALS MADE

1. 27 in 1998
2. 23 in 2004
- 23 in 1999
- 23 in 1987
4. 22 in 1980
5. 19 in 2003
- 19 in 2002
7. 18 in 1997
- 18 in 1985
9. 17 in 1989
- 17 in 1984

MOST FIELD GOALS ATTEMPTED

1. 34 in 2004
2. 32 in 1998
3. 31 in 1987
4. 30 in 1999
- 30 in 1980
6. 28 in 2002
7. 26 in 1989
8. 25 in 2003
- 25 in 1997
- 25 in 1985
- 25 in 1970



Grant Guthrie



Bill Capece



Derek Schmidt



Scott Bentley



Gary Cismesia

Season: 27, Sebastian Janikowski, 1998
Career: 73, Derek Schmidt, 1984-87

HIGHEST PERCENTAGE OF FGs MADE

Season: (Min. 15 atts.) - 89.0 (16-18), Scott Bentley, 1996
Career: (Min. 50 atts.) - 79.5 (66-83), Sebastian Janikowski, 1997-99

LONGEST FIELD GOALS

1. 56 yards Sebastian Janikowski vs. Wake Forest, 1997
2. 54 yards Sebastian Janikowski vs. Florida, 1999
4. 53 yards Derek Schmidt vs. Miami, 1984
- Sebastian Janikowski vs. Clemson, 1998
- Derek Schmidt vs. Florida, 1987
- Derek Schmidt vs. Louisville, 1986
- Grant Guthrie vs. Miami, 1969
8. 52 yards Xavier Beitia vs. Florida, 2004
- Sebastian Janikowski vs. Wake Forest, 1999
- Sebastian Janikowski vs. N. Carolina, 1999
- Derek Schmidt vs. Arizona State, 1984
- Mike Rendina vs. Ohio State, 1981
12. 51 yards Derek Schmidt vs. Memphis State, 1985 (twice)
- Derek Schmidt vs. North Carolina, 1985
- Grant Guthrie vs. Virginia Tech, 1969
15. 50 yards Bill Capece vs. Pittsburgh, 1980
- Dave Cappelen vs. South Carolina, 1979

MOST PAT ATTEMPTED

Game: 11, Scott Bentley vs. N.C. State, Sept. 16, 1995
Season: 69, Scott Bentley, 1995
Career: 213, Scott Bentley, 1993-96



Sebastian Janikowski



Scott Bentley

MOST PAT MADE

Game: 11, Scott Bentley vs. N.C. State, Sept. 16, 1995
Season: 67, Scott Bentley, 1995
Career: 200, Scott Bentley, 1993-96

CONSECUTIVE PAT MADE

Career: 108, Derek Schmidt, 1984-86

Team Records

KICKING SINGLE-GAME

Most PAT Made 11 vs. N.C. State Sept. 16, 1995
Most PAT Made, Both Teams 13 vs. N.C. State Sept. 16, 1995
Most Field Goals Made 5 vs. Duke Nov. 6, 2004
vs. Pittsburgh Oct. 11, 1980
vs. Maryland Oct. 3, 1998
vs. NC State 1999

Most Field Goals Made, Both Teams

6 vs. Florida Dec. 3, 1983
vs. Maryland Oct. 3, 1998
vs. NC State Sept. 18, 1999

SINGLE-SEASON

Most PAT Made 67 1995
Most Field Goals Made 27 1998, 1999



Bobby Bowden's 1999 team was his first-ever undefeated and untied squad and the only in history to go wire-to-wire ranked #1 by AP.



PUNTING

Individual Records

MOST PUNTS

Game: 12, Joe Downey vs. Houston, Nov. 3, 1973; Bill Cheshire vs. Florida, Sept. 28, 1968
Season: 81, Joe Downey, 1973
Career: 244, Rohn Stark, 1978-81

HIGHEST AVERAGE

Game: (Min. 5 punts) - 54.8 (329-6), Rohn Stark vs. Florida, Nov. 28, 1981
Season: (Min. 30 punts) - 46.0 (2,941-64), Rohn Stark, 1981
Career: (Min. 100 punts) - 42.7 (10,418-244), Rohn Stark, 1978-81

MOST YARDS ON PUNTS

Game: 465, Joe Downey vs. Houston, Nov. 3, 1973
Season: 3,092, Joe Downey, 1973
Career: 10,418, Rohn Stark, 1978-81

LONGEST PUNT

Game: 84, Tommy Brown vs. Tampa, 1950

Team Records

SINGLE-GAME

Most Punts 12 vs. Florida Sept. 28, 1968
 vs. Houston Nov. 3, 1973

Highest Average

(Min. 5) 54.8 (329-6) vs. Florida Nov. 28, 1981

SINGLE-SEASON

Most Punts 81 1973
Fewest Punts 35 1988 and 1993
Highest Average Per Punt 45.2 1981 (2,941-65)



Rohn Stark



Louis Berry



Keith Cottrell



Rohn Stark



Keith Cottrell



Tommy Brown

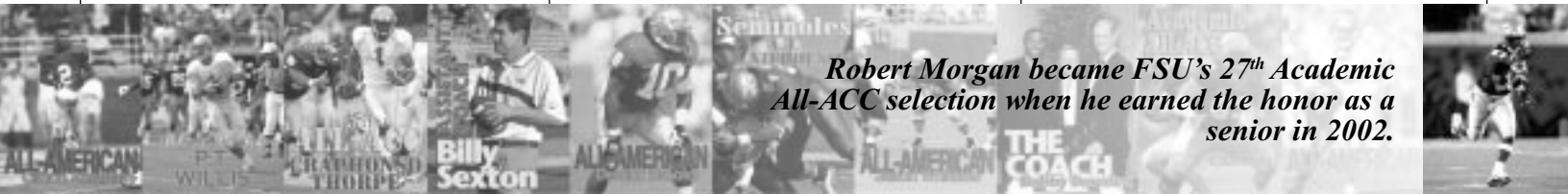
Season Records

MOST PUNTS

1. 81 in 1973
2. 70 in 2004
3. 72 in 2002
4. 66 in 1979
5. 65 in 1981
6. 63 in 1998
6. 63 in 1970
8. 61 in 1996
- 61 in 1974
- 61 in 1965

HIGHEST PUNT AVERAGE

1. 45.2 in 1981
2. 45.1 in 1980
3. 43.8 in 1996
4. 43.1 in 1985
5. 42.7 in 1999
6. 42.3 in 1984
7. 42.2 in 1983
8. 42.0 in 1986
9. 41.8 in 2003
10. 41.6 in 2004



Robert Morgan became FSU's 27th Academic All-ACC selection when he earned the honor as a senior in 2002.



PUNT RETURNS

Individual Records

MOST PUNT RETURNS

Game: 10, David Snell vs. South Carolina, Oct. 24, 1970
Season: 40, David Snell, 1970
Career: 126, Deion Sanders, 1985-88

MOST YARDS ON PUNT RETURNS


Game: 159, Leon Washington vs. Wake Forest, Oct. 25, 2003
Season: 522, Willie Reid, 2004
Career: 1,429, Deion Sanders, 1985-88

HIGHEST AVERAGE PER PUNT RETURN

Game: (Min. 3) - 45.7 (137-3), Bobby Jackson vs. Virginia Tech, Nov. 16, 1974
Season: (Min. 10) - 20.1 (241-12), Phil Abbraira, 1969



Deion Sanders



Bobby Jackson



Joe Wessel



Deion Sanders



Peter Warrick



Leon Washington

Career: (Min. 25) - 14.0 (377-27), Buddy Blankenship, 1964-65


MOST TDs ON PUNT RETURNS

Game: 2, Joe Wessel vs. Arizona State, Nov. 3, 1984
Season: 3, Joe Wessel, 1984
Career: 3, Joe Wessel, 1981-84; Deion Sanders, 1985-88; Terrell Buckley, 1989-91

LONGEST PUNT RETURNS

1. 92 yards Phil Abbraira vs. North Carolina State, 1969 (TD)
2. 90 yards Peter Warrick vs. Clemson, 1997 (TD)
3. 80 yards Robert Jackson vs. Virginia Tech, 1974 (TD)
- Bill Odom vs. Stetson, 1954 (TD)
5. 79 yards Dee Feaster vs. Clemson, 1996 (TD)
6. 76 yards Deion Sanders vs. Clemson, 1988 (TD)
7. 75 yards Peter Warrick vs. N. Carolina, 1999 (TD)
- Walt Sumner vs. Alabama, 1967 (TD)
- Ralph Chaudron vs. Whiting Field, 1949 (TD)
10. 74 yards Corey Sawyer vs. North Carolina, 1992 (TD)
11. 71 yards David Snell vs. Louisville, 1970 (TD)
12. 70 yards Bill Campbell vs. Wake Forest, 1965 (TD)
13. 69 yards Terrell Buckley vs. Syracuse, 1989 (TD)

Bobby Jackson



Team Records

SINGLE-GAME

Most Punt Returns 10 vs. S Carolina Oct. 24, 1970
Most Yards Gained 171 vs. Va Tech Nov. 16, 1974
Most Touchdowns 2 vs. Arizona State . Nov. 3, 1984

SINGLE-SEASON

Most Punt Returns 53 2004
Fewest Punt Returns 14 1960
Most Yards 649 1988
Highest Average Per Punt Return 15.5 1988 (649-42)
Most Touchdowns 4 1979 and 1984
Lowest Average Per Punt Return 1.8 1989 (22-12)



Willie Reid



Hard hitting linebacker Reggie Herring epitomized FSU's defenses in the late 1980's and he has gone on to a very successful coaching career.

Kevin Steele



KICKOFF RETURNS

Individual Records

MOST KICKOFF RETURNS

Game: 6, Joe Goldsmith vs. Mississippi State, Oct. 13, 1973; Larry Key vs. Miami, Sept. 24, 1977 and vs. Miami, Sept. 18, 1976; Billy Allen vs. East Carolina, Sept. 3, 1983
Season: 29, Joe Goldsmith, 1973
Career: 73, Keith Ross, 1985-88

MOST YARDS ON KICKOFF RETURNS

Game: 184, Leon Bright vs. Virginia Tech, Nov. 16, 1974
Season: 583, Keith Ross, 1986
Career: 1,703, Keith Ross, 1985-88

HIGHEST AVERAGE PER KICKOFF RETURN

Game: (Min. 3) - 60.3 (181-3), Tamarick Vanover vs. Florida, Nov. 28, 1992
Season: (Min. 10) - 28.4 (369-13), Laveranues Coles, 1998
Career: (Min. 35) - 24.1 (1,278-53), Keith Ross, 1985-87

MOST TDs ON KICKOFF RETURNS


Game: 1, 13 Times (latest Leon Washington vs. Clemson, 2002)
Season: 2, Tamarick Vanover, 1992
Career: 2, T.K. Wetherell, 1964-66; Eddie McMillan, 1970-72; Tamarick Vanover, 1992-93

LONGEST KICKOFF RETURNS

- 100 yards Keith Ross/Dexter Carter vs. Miami, 1986 (TD, lateral)
Leon Bright vs. Virginia Tech, 1974 (TD)
Bill Moremen/T.K. Wetherell vs. Kentucky, 1965 (TD, lateral)
- 97 yards Leon Washington vs. Clemson, 2002 (TD)



Billy Allen



Keith Ross



Dexter Carter

- 96 yards Laveranues Coles vs. Duke, 1998 (TD)
Billy Allen vs. Louisiana State, 1981 (TD)
Tamarick Vanover vs. Wake Forest, 1992 (TD)
David Snell vs. Virginia Tech, 1970 (TD)
- 95 yards Billy Allen vs. West Virginia (Gator Bowl), 1982 (TD)
Greg Allen vs. Western Carolina, 1981 (TD)
Tamarick Vanover vs. Miami, 1992 (TD)
- 94 yards Bill Moremen/T.K. Wetherell vs. Miami, 1966 (TD, lateral)
- 93 yards Larry Key vs. Texas Tech (Tangerine Bowl), 1977
Eddie McMillan vs. Memphis State, 1970 (TD)
Shannon Baker vs. Tulane, 1992 (TD)
Eddie McMillan vs. Miami, 1971 (TD)
- 90 yards Bill Odom vs. Virginia Tech, 1955 (TD)
- 89 yards


Team Records

SINGLE-GAME

Most Kickoff Returns 9 vs. Auburn Nov. 19, 1960
vs. Miami Sept. 18, 1976
Most Yards Gained 215 vs. Florida Nov. 29, 2003
Most Touchdowns 1, 13 times latest vs. Clemson Oct. 3, 2002

SINGLE-SEASON


Most Kickoff Returns 56 1973
Fewest Kickoff Returns 15 1962 and 1964
Most Yards 998 1974
Highest Average Per Kickoff Return 30.3 1992 (819-27)
Most Touchdowns 3 1992
Lowest Average Per Kickoff Return 15.7 1962 (502-32)



Keith Ross



Leon Washington



T.K. Wetherell



Ken Lanier was one of the finest offensive tackles in FSU history and he was a mainstay on the Denver Broncos line for years.



BLOCKED KICKS & PUNTS

Individual Records

MOST BLOCKED KICKS

Game: 2, J.T. Thomas vs. Louisville, Sept. 12, 1970; Joe Wessel vs. Temple, Sept. 29, 1984
Season: 5, Joe Wessel, 1984
Career: 7, B.J. Ward, 2001-04

MOST BLOCKED PUNTS

Game: 2, Dexter Jackson vs. N. Carolina, Sept. 28, 1996; Ron Hester vs. Boston College, Oct. 18, 1980; Kelvin Smith vs. Southern



J.T. Thomas



Joe Wessel



Tommy Polley



B.J. Ward

Miss, Oct. 1987; Jim Arnold vs. Troy State, 1950; B.J. Ward vs. Duke, 2003

Season: 4, Joe Wessel, 1984
Career: 5, Bobby Butler, 1977-80

MOST BLOCKED FIELD GOALS

Game: 2, J.T. Thomas vs. Louisville, Sept. 12, 1970
Season: 4, B.J. Ward, 2003
Career: 7, B.J. Ward, 2001-04

MOST TDs SCORED OFF BLOCKED KICKS


Game: 2, Joe Wessel vs. Arizona State, Nov. 3, 1984
Season: 3, Joe Wessel, 1984
Career: 4, Clifton Abraham, 1991-94

MOST TDs SCORED OFF BLOCKED PUNTS

Game: 2, Joe Wessel vs. Arizona State, Nov. 3, 1984
Season: 3, Joe Wessel, 1984
Career: 4, Clifton Abraham, 1991-94

MOST TDs SCORED OFF BLOCKED FIELD GOALS

Game: 1, Several Players (latest Eric Riley vs. Temple, Sept. 29, 1984)
Season: 1, Several Players (latest Eric Riley, 1984)
Career: 1, Several Players (latest Eric Riley, 1980-84)



Bobby Butler

FSU Has Blocked 109 Kicks In The Bowden Era...

2004	9/18	UAB	Blocked Punt
	10/2	North Carolina	Blocked Punt
	10/16	Virginia	Blocked Punt
2003	9/20	Colorado	Blocked Punt
	9/27	Duke	2 Blocked FGs
	11/1	Notre Dame	Blocked FG
2002	8/24	Iowa State	Blocked FG
	8/31	Virginia	Blocked Punt
	9/14	Maryland	Blocked FG
	9/21	Duke	Blocked FG
	11/2	Wake Forest	Blocked FG
2001	1/3	Virginia Tech (Gator Bowl)	Blocked Punt
	9/1	Duke	Blocked Punt
	9/1	Duke	Blocked Punt
2000	10/28	NC State	Blocked Punt
1999	10/9	Miami	Blocked FG
	10/23	Clemson	Blocked FG
	10/30	Virginia	Blocked Punt
	11/13	Maryland	2 Blocked Punts
	11/20	Florida	Blocked Punt
	1/4	Virginia Tech	Blocked Punt
1998	10/3	Maryland	Blocked FG
1997	11/8	North Carolina	Blocked Punt
	11/1	NC State	Blocked Punt
1996	11/30	Florida	Blocked Punt
	11/2	Georgia Tech	1 Blocked Punt TD
	9/28	North Carolina	2 Blocked Punts
			Blocked FG
	9/19	NC State	Blocked Punt
1995	11/25	Florida	Blocked Punt
	11/11	North Carolina	2 Blocked Punts
			1 Blocked XPoint
	9/23	Central Florida	Blocked FG
	9/9	Clemson	Blocked Punt
1994	9/10	Maryland	Blocked Punt
1993		none	
1992	9/5	Duke	Blocked Punt
1991	10/19	Mid Tenn St	Blocked Punt
1990	12/29	Penn State	Blocked FG
	10/27	LSU	Blocked Punt
	9/15	Ga. Southern	Blocked Punt

TOTALS SINCE 1990


1990-2004
 29 Blocked Punts 19 Blocked Kicks 43 Total

PREVIOUS BOWDEN ERA

1976-1989
 52 Blocked Punts 14 Blocked Kicks 66 Total

TOTALS IN THE BOWDEN ERA

(340 games, 28 years)
 1976-2003
 81 Blocked Punts 28 Blocked Kicks 109 Total



B.J. Ward

Darnell Dockett holds FSU records for both season (22) and career (65) tackles for loss and was an All-ACC selection in 2001.

