



THE LAST TIME IT HAPPENED...

The Last Time Florida State...

RUSHING

Had 400 or more yards vs. Wake Forest, 1995 (401)
 Had 300 or more yards vs. West Virginia, 2005 (301)
 Had 200 or more yards vs. West Virginia, 2005 (301)
 Had FEWER than 50 yards vs. Florida, 2004 (34)
 Had 70 or more rush attempts vs. Western Carolina, 1985 (72)
 Had 60 or more rush attempts vs. Virginia, 2002 (60)
 Had 50 or more rush attempts at NC State, 2004 (50)
 Had six or more rush tds vs. Maryland, 1992 (6)
 Had five or more rush tds vs. Auburn, 1985 (5)
 Had two or more players with 100 rush yards in a game
 vs. West Virginia, 2005; Leon Washington 195, Lorenzo Booker 101
 Had two players with 150 or more rush yards in a game
 vs. Notre Dame, 1994 Rock Preston 165, Warrick Dunn 163

PASSING

Had 500 or more yards passing vs. Clemson, 2000 (521)
 Had 400 or more yards passing vs. Colorado, 2003 (458)
 Had 300 or more yards passing vs. Florida, 2004 (314)
 Had 200 or more yards passing vs. Florida, 2004 (314)
 Had LESS than 125 yards passing at NC State, 2004 (73)
 Had LESS than 75 yards passing at NC State, 2004 (73)
 Had 40 or more pass attempts vs. Florida, 2004 (49)
 Had 30 or more pass attempts vs. West Virginia, 2005 (31)
 Attempted 20 or fewer passes at NC State, 2004 (18)
 Had 25 or more pass completions at Clemson, 2003 (27)
 Had 20 or more pass completions vs. Florida, 2004 (23)
 Had FEWER than 10 pass completions at NC State, 2004 (5)
 Had five passing TDs vs. N. Carolina, 2002 (5)
 Had four passing TDs vs. N. Carolina, 2002 (5)
 Had three passing TDs vs. N. Carolina, 2004 (3)
 Had zero passing TDs at NC State, 2004
 Had five passes intercepted vs. NC State, 1998 (6)
 Had four passes intercepted vs. Miami, 2001 (4)
 Had three passes intercepted at Notre Dame, 2003 (3)
 Did not throw an interception vs. Virginia, 2004

RECEIVING

Had two players with 100 yards receiving in a game
 vs. Colorado, 2003 (Thorpe 205, Sam 119)

COMBINATION OFFENSE

Had one 300-yard passer and one 100-yard rusher in a game
 vs. Va. Tech (Gator Bowl) 2001 (C. Rix 326-pass, G. Jones 120-run)
 Had one 100-yard receiver and one 100-yard rusher in a game
 . vs. Duke, 2004; Lorenzo Booker (130 rush), Chauncey Stovall (138 rcv)

TOTAL OFFENSE

Had 550 or more yards total offense vs. Colorado, 2003 (551)
 Had 500 or more yards total offense vs. Wake Forest, 2003 (505)
 Had 400 or more yards total offense vs. West Virginia, 2005 (458)
 Had LESS than 200 yards total offense at NC State, 2004 (121)
 Had LESS than 150 yards total offense at NC State, 2004 (121)
 Had 85 or more plays total offense vs. Clemson, 2004 (85)
 Had 75 or more plays total offense at Wake Forest, 2004 (77)

SCORING

Scored 60 or more points vs. Duke, 2000 (63)
 Scored 50 or more points vs. NC State, 2003 (50) 2OT
 Scored 40 or more points vs. Clemson, 2004 (41)
 Scored 30 or more points vs. West Virginia, 2005 (30)
 Allowed 60 or more points Never
 Allowed 50 or more points vs. Florida (Sugar Bowl) 1996 (52)
 Allowed 40 or more points vs. NC State, 2003 (44) 2 OT
 Allowed 30 or more points at Florida, 2003 (34)

Was held scoreless vs. Miami, 1988 (31-0)
 Was held scoreless in Doak Campbell vs. Kansas, 1973 (28-0)
 Was held scoreless on the road vs. Miami, 1988 (31-0)
 Held opponent scoreless at Notre Dame, 2003 (37-0)
 Held opponent scoreless at Doak Campbell vs. Louisville, 2000 (31-0)
 Held opponent scoreless on the road at Notre Dame, 2003 (37-0)
 Held opponent scoreless at neutral site vs. Kansas,
 (Meadowlands, NJ) 1993, (42-0)
 Held two opponents scoreless in one season 2003,
 at N. Carolina (37-0); at Notre Dame (37-0)
 Held three opponents scoreless in one season 1993, vs. Kansas (42-0),
 Clemson (57-0), Ga. Tech (51-0), and W. Forest (54-0)
 Held four opponents scoreless in one season 1993, vs. Kansas (42-0),
 Clemson (57-0), Ga. Tech (51-0), and W. Forest (54-0)
 Held five opponents scoreless in one season Never
 Held an ACC opponent scoreless at North Carolina, 2003 (37-0)
 Held two ACC opponents scoreless 1993 vs. Clemson (57-0),
 Georgia Tech (51-0), and Wake Forest (54-0)
 Held three ACC opponents scoreless 1993 vs. Clemson (57-0),
 Georgia Tech (51-0), and Wake Forest (54-0)
 Held four ACC opponents scoreless Never
 Scored a two-point conversion vs. Virginia Tech (Sugar Bowl) 1999
 (Chris Weinke pass to Peter Warrick)

TURNOVERS

Committed five or more turnovers vs. Miami, 2003 (3 fum, 2 INTS)
 Committed four or more turnovers at Miami, 2004 (2 fum, 2 INTS)
 Had five or more fumbles Never
 Had four or more fumbles Never
 Did not commit a turnover vs. Virginia, 2004
 Recorded five or more takeaways vs. Duke, 2004
 2 fumbles recovered, three interceptions
 Returned two or more interceptions for TDs vs. Michigan, 1991
 Returned one interception for a TD at Maryland, 2004
 (Antonio Cromartie, 40 yards)
 Returned a fumble for a TD at Miami, 2004 (Antonio Cromartie 61 yards)

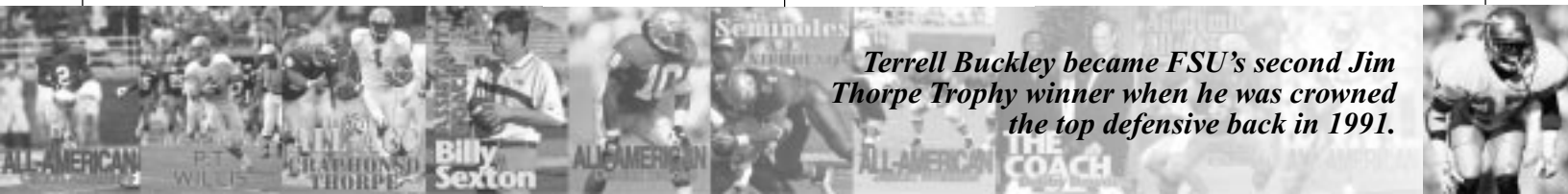
DEFENSE

Held opponent to 0 or fewer rushing yards vs. UAB, 2004 (-24)
 Held opponent to 50 or fewer rushing yards at NC State, 2004 (23)
 Held opponent to 100 or fewer passing yards at NC State, 2004 (100)
 Held opponent to 50 or fewer passing yards vs. USC, 1999 (23)
 Held opp. to 300 or fewer yds total offense at NC State, 2004 (123)
 Held opp. to 200 or fewer yds total offense at NC State, 2004 (123)
 Held opp. to 150 or fewer yds total offense at NC State, 2004 (123)
 Intercepted five or more passes vs. Wake Forest, 1997 (5)
 Intercepted four or more passes vs. Maryland, 1999 (4)
 Intercepted three or more passes vs. Duke, 2004 (3)
 Scored a safety vs. Virginia, 2004
 Scored two or more safeties vs. Central Florida, 1995
 Recorded nine or more sacks vs. Wake Forest, 1997 (11)
 Recorded eight or more sacks vs. Miami, 1998 (8), vs. UAB, 2004 (8)
 Recorded seven or more sacks vs. UAB, 2004 (8)
 Recorded six or more sacks vs. UAB, 2004 (8)
 Recorded five or more sacks vs. Virginia, 2004 (5)
 Held opponent to 10 or fewer first downs at NC State, 2004 (7)
 Had 10 or more solo tackles M. Boulware vs. Clemson, UVa, 2003 (11)

SPECIAL TEAMS

Returned a punt for a TD vs. Wake Forest, 2003 (Leon Washington - 65 yds)
 Returned a blocked punt for a TD vs. Colorado, 2003
 (Chauncey Davis on the block and ret. for TD of 16 yards)
 Returned a kickoff for a TD vs. Clemson, 2002 (Leon Washington - 97 yds)
 Returned a kickoff and a punt for a TD N/A
 Blocked one punt Ernie Sims, vs. Virginia, 2004
 Blocked two punts vs. Duke, 2001 (Kyler Hall, Jerome Carter)
 Blocked three punts Never

Terrell Buckley became FSU's second Jim Thorpe Trophy winner when he was crowned the top defensive back in 1991.





Punted 10 or more times at NC State, 2004 (11)
 Punted once vs. UAB, 2004
 Blocked a field goal at Notre Dame, 2003 (B.J. Ward)
 Blocked two field goals at Duke, 2003 (B.J. Ward)
 Had a field goal blocked Xavier Beitia at Wake Forest, 2004
 Blocked a PAT kick vs. NC State, 1998 (Tay Cody)
 Scored on a blocked PAT attempt Never
 Missed a kicking PAT at North Carolina, 2003 (Xavier Beitia-blocked)
 Had a kicking PAT blocked at North Carolina, 2003 (Xavier Beitia)
 Had a punt blocked vs. Clemson, 2004 (Chris Hall)
 Recovered an on-side kick vs. Notre Dame, 2002 (twice)

MISCELLANEOUS

Had 30 or more first downs vs. Duke, 2002 (30)
 Had 20 or more first downs vs. West Virginia, 2005 (22)
 Had FEWER than 10 first downs at NC State, 2004 (9)
 Had 20 or more penalties vs. Duke, 1997 (20)
 Had 15 or more penalties vs. UAB, 2004 (15)
 Had 150 or more yards in penalties vs. Virginia Tech, 1988 (152)
 Had 100 or more yards in penalties vs. UAB, 2004 (145)
 Had 35 minutes or more possession time vs. Clemson, 2004 (38:33)
 Was involved in a tie game vs. Florida, 1994 (31-31)
 Was involved in an overtime game at Miami, 2004
 Scoring Drive of 20 or more plays vs. Notre Dame, 2002 (20)

The Last Time An FSU Player...

RUSHING

Rushed 35 or more times Never
 Rushed 30 or more times Greg Jones at Miami, 2002 (31)
 Rushed 25 or more times Leon Washington vs. Florida, 2002 (26)
 Rushed for 300 or more yards Greg Allen vs. W. Carolina, 1981 (322)
 Rushed for 200 or more yards Sammie Smith vs. Tulane, 1988 (212)
 Rushed for 175 or more yards ... Leon Washington at West Virginia, 2005 (195)
 Rushed for 150 or more yards ... Leon Washington at West Virginia, 2005 (195)
 Rushed for 125 or more yards ... Leon Washington at West Virginia, 2005 (195)
 Rushed for 100 or more yards ... Leon Washington at West Virginia, 2005 (195)
 Quarterback rushed for 100 or more yards Charlie Ward, vs. Maryland, 1992 (111)
 Rushed for four or more tds Greg Allen vs. Louisville, 1982 (4)
 Rushed for three or more tds Greg Jones vs. Clemson, 2002 (3)
 Rushed for two or more tds Lorenzo Booker vs. Virginia, 2004 (2)
 Had a run of 80 yards or more Davy Ford vs. Clemson, 2000 (82)
 Had a run of 70 yards or more Lorenzo Booker vs. NC State, 2003 (71)
 Had a run of 60 yards or more Leon Washington at West Virginia, 2005 (69)
 Had a run of 50 yards or more Leon Washington at West Virginia, 2005 (69)

PASSING

Passed for 400 or more yards Chris Weinke vs. Clemson, 2000 (521)
 Passed for 300 or more yards Chris Rix at Notre Dame, 2003 (327)
 Passed for 200 or more yards Wyatt Sexton vs. Duke, 2004 (220)
 Attempted 45 or more passes Chris Weinke vs. Miami, 2000 (58)
 Attempted 35 or more passes Wyatt Sexton at Wake Forest, 2004 (39)
 Completed 20 or more passes Wyatt Sexton vs. Virginia, 2004 (20)
 Threw five or more TD passes Chris Rix vs. Maryland, 2001 (5)
 Threw four or more TD passes Adrian Mcpherson vs. N. Carolina, 2002 (4)
 Threw five or more interceptions Chris Wienke at NC State, 1998 (6)
 Threw four or more interceptions Chris Rix vs. Miami, 2001 (4)
 Threw three or more interceptions Chris Rix at Notre Dame, 2003 (3)
 Completed a pass of 80 yards or more Chris Weinke to Snoop Minnis vs. Clemson, 2000 (98)
 Completed a pass of 70 yards or more at Clemson, 2003, Fabian Walker to Chauncey Stovall (71 yards and TD)
 Completed a pass of 60 yards or more at Clemson, 2003, Fabian Walker to Chauncey Stovall (71 yards and TD)
 Completed a pass of 50 yards or more vs. Duke, 2004 Chris Rix to Chris Davis (50 yards)

RECEIVING

Caught 15 or more passes Ron Sellers vs. South Carolina, 1968 (16)
 Caught 10 or more passes Chauncey Stovall vs. Florida 2004 (11)

Had 200 or more yards receiving . Craphonso Thorpe, at Notre Dame, 2003 (217)
 Had 175 or more yards receiving Chauncey Stovall vs. Florida, 2004 (181)
 Had 150 or more yards receiving Chauncey Stovall vs. Florida, 2004 (181)
 Had 100 or more yards receiving Chauncey Stovall vs. Florida, 2004 (181)
 Caught three or more TD passes Anquan Boldin vs. UNC (3), 2002
 Caught two or more TD passes Chauncey Stovall vs. N. Carolina, 2004 (2)

TOTAL OFFENSE

Had 500 or more yards total offense C. Weinke vs. Clemson, 2000 (509)
 Had 400 or more yards total offense Chris Rix at Colorado, 2003 (411)
 Quarterback had 100 yards both passing and rushing: Charlie Ward, vs. Maryland, 1992 (111 rushing, 395 passing)

SCORING

Accounted for four or more touchdowns Chris Rix at Florida, 2003 (3 pass, 1 run)
 Accounted for three or more touchdowns Wyatt Sexton vs. N.Carolina, 2004 (3 pass)
 Scored four or more TDs Greg Allen vs. Louisville, 1982 (4 rush)
 Scored three or more TDs Anquan Boldin vs. N. Carolina (3 recv.)
 Scored two or more TDs Lorenzo Booker vs. Virginia, 2004 (2)

DEFENSE

Intercepted three or more passes Mario Edwards vs. Wake Forest, 1998 (3)
 Intercepted two or more passes Stanford Samuels at Ga. Tech, 2002 (2)
 Recovered three or more fumbles Ron Wallace vs. Wichita St., 1969 (3)
 Recorded five or more sacks Daryl Bush vs. N. Carolina, 1997 (5)
 Recorded four or more sacks Alonzo Jackson at Louisville, 2002 (4)
 Recorded three or more sacks Alonzo Jackson at Louisville, 2002 (4)
 Recorded two or more sacks A.J. Nicholson at NC State, 2004 (2.0)
 Recorded 15 or more tackles Jerome Carter vs. Florida, 2004 (16)
 Recorded 10 or more tackles Jerome Carter vs. Florida, 2004 (16)
 Returned a fumble for a TD Antonio Cromartie at Miami, 2004 (61)

SPECIAL TEAMS

Scored 10 or more points kicking Gary Cismesia vs. Duke, 2004 (17)
 Kicked five or more FGs Gary Cismesia vs. Duke, 2004 (5)
 Kicked four or more FGs Gary Cismesia vs. Duke, 2004 (5)
 Kicked two FGs of 50 or more yards Derek Schmidt, vs. Memphis St., 1985 (51, 51)
 Kicked one FG of 50 or more yards Xavier Beitia vs. Florida, 2004 (52)
 Had a punt of 70 or more yards Sean Liss at Miami, 1996 (76)
 Had a punt of 60 or more yards Chris Hall at NC State, 2004 (61)
 Punted nine or more times Chris Hall at NC State, 2004 (11)
 Totaled 175 or more kick return yards Leon Bright vs. Va. Tech, 1974 (184)
 Totaled 100 or more kick return yards Leon Washington at Florida, 2003 (126)
 Totaled 100 or more punt return yards Willie Reid at NC State, 2004 2004 (108 on 6))
 Blocked a punt Ernie Sims vs. Virginia, 2004 (1)
 Blocked two punts Dexter Jackson vs. UNV, 1996; Ron Hester vs. Boston College, 1980; Kelvin Smith vs. So. Miss, 1987; Jim Arnold vs. Troy St., 1950
 Blocked three punts Never
 Blocked a field goal B.J. Ward at Notre Dame, 2003
 Blocked a PAT kick Tay Cody vs. NC State, 1998
 Returned a kickoff for TD Leon Washington vs. Clemson, 2002 (97)

THE LAST TIME AN OPPOSING TEAM...

RUSHING

Had 400 or more yards rushing Auburn, 1985 (413)
 Had 300 or more yards rushing Clemson, 1995 (321)
 Had 200 or more yards rushing West Virginia, 2005 (238)
 Had FEWER than 100 yards rushing NC State, 2004 (23)
 Had 50 or more rushing attempts Clemson, 2003 (50)
 Had five or more rushing tds Auburn, 1985 (5)
 Had four or more rushing tds NC State, 2001 (4)
 Had a player with 100 yards rushing in a game Kay-Jay Harris vs. West Virginia, 2005 (134)
 Had two players with 100 yards rushing in a game N/A



1987 Butkus Award winner Paul McGowan started a string of FSU individual award winners when he was named top linebacker in 1987.



PASSING

Had 400 or more yards passing NC State, 2003 (422)
 Had 300 or more yards passing at Maryland, 2004 (333)
 Had 200 or more yards passing Florida, 2004 (237)
 Had FEWER than 100 yards passing at NC State, 2004 (100)
 Had 60 or more pass attempts Maryland, 1995 (62)
 Had 50 or more pass attempts vs. N. Carolina, 2002 (50)
 Had 40 or more pass attempts Florida, 2004 (40)
 Had 30 or more pass completions Florida, 2004 (40)
 Had five or more passing TDs NC State, 1997 (5)
 Had four or more passing TDs NC State, 2003 (4)
 Had three or more passing TDs NC State, 2003 (4)

RECEIVING

Had one player with 100-yards receiving in a game vs. Virginia, 2004
 Heath Miller (110)
 Had eight or more players catch a pass vs. Duke, 2004 (8)

TOTAL OFFENSE

Had 600 or more yards total offense Arizona State, 1984 (651)
 Had 500 or more yards total offense NC State, 2003 (514)
 Had 400 or more yards total offense West Virginia, 2005 (429)
 Had 300 or more yards total offense West Virginia, 2005 (429)
 Had FEWER than 125 yards total offense NC State, 2004 (123)
 Had 80 or more plays Florida, 2004 (80)
 Had 70 or more plays Florida, 2004 (80)

SCORING

Scored 60 or more points Never
 Scored 50 or more points Florida (Sugar Bowl) 1996 (52)
 Scored 40 or more points NC State, 2003 (44)
 Scored 30 or more points at Florida, 2003 (34)
 Scored a two-point conversion at Florida, 2003

TURNOVERS

Had five or more fumbles Virginia, 2002 (5)
 Had three or more fumbles LOST NC State, 2003 (3)
 Did not commit a turnover Georgia Tech, 2000
 Intercepted five or more passes vs. Notre Dame, 2002
 Intercepted four or more passes vs. Miami, 2001 (4)
 Intercepted three or more passes Notre Dame, 2003 (3)
 Returned an INT for a TD Wake Forest, 2004 (Robinson 19 yards)
 Returned a fumble for a TD Wake Forest, 2004 (Brad White 36 yds)

DEFENSE

Held FSU to 10 or fewer first downs at NC State, 2004 (9)
 Scored a safety at NC State, 2002 (2)
 Held FSU to 50 or fewer yards rushing Florida, 2004 (34)
 Held FSU to 300 or fewer yards passing West Virginia, 2005 (157)
 Held FSU to 200 or fewer yards passing West Virginia, 2005 (157)
 Held FSU to 100 or fewer yards passing at NC State, 2004 (73)
 Held FSU to 300 or fewer yards total offense at NC State, 2004 (121)

SPECIAL TEAMS

Returned a punt for a TD Darrell Blackman, NC State (87 yards)
 Returned a blocked punt for a TD Miami, 2001,
 (Markese Fitzgerald, 5 yards)
 Retuned a kickoff for a TD Clemson, 2004 (Justin Miller, 86 yards)
 Punted 10 or more times at NC State, 2004 (11)
 Punted once Texas Tech, 1987
 Missed a kicking PAT Virginia, 2002
 Recovered an on-sides kick Clemson, 2002
 Blocked a PAT North Carolina, 2003
 Blocked a Field Goal at Wake Forest, 2004
 Blocked a Punt Clemson, 2004

MISCELLANEOUS

Had 30 or more first downs Florida, 1990 (31)
 Had 20 or more first downs West Virginia, 2005 (26)
 Had FEWER than 10 first downs at NC State, 2004 (7)

Had 10 or more penalties Miami, 2003 (10)
 Had 100 or more yards in penalties at Miami, 2002 (109)
 Had 35 minutes or more of possession time at Miami, 2004 (36:08)
 Had one 100-yard rushing and one 100-yard receiver Miami, 2001
 (Clinton Portis 122 rush, Andre Johnson 111 receiving)

The Last Time An Opposing Player...

RUSHING

Rushed 40 or more times not since 1985
 Rushed 30 or more times Tiki Barber, Virginia, 1995 (31)
 Rushed 25 or more times Kay-Jay Harris, West Virginia, 2005 (25)
 Rushed for 300 yards or more Sam Dejarquette, So. Miss., 1982 (304)
 Rushed for 200 yards or more Sam Dejarquette, So. Miss., 1982 (304)
 Rushed for 150 yards or more Lamont Jordan, Maryland, 2000 (169)
 Rushed for 100 yards or more Kay-Jay Harris,
 West Virginia, 2005 (134)
 Rushed for three or more TDs Fred Taylor, Florida, 1997 (3)
 Rushed for two or more TDs Ryan Grant, Notre Dame, 2002 (2)
 Had a run of 80 or more yards Morgan Kane, Wake Forest, 1996 (80)
 Had a run of 70 or more yards Anthony Young, Wake Forest, 2001 (71)
 Had a run of 60 or more yards Josh Brown, at NC State, 2002 (60)
 Had a run of 50 or more yards Josh Brown, at NC State, 2002 (60)

PASSING

Passed for 500 or more yards Jeff Van Raaphorst, Ariz. St., 1984 (532)
 Passed for 400 or more yards Philip Rivers, NC State, 2003 (422)
 Passed for 300 or more yards Joel Statham, Maryland, 2004 (333)
 Passed for 200 or more yards Chris Leak, Florida, 2004 (231)
 Attempted 60 or more passes Scott Milanovich, Maryland, 1995 (62)
 Attempted 50 or more passes Brady Quinn, Notre Dame, 2003 (52)
 Attempted 40 or more passes Joel Statham, Maryland, 2004 (40)
 Completed 30 or more passes Matt Schaub, Virginia, 2003 (39)
 Completed 20 or more passes M Schneider vs. Duke, 2004 (21)
 Threw four or more TD passes Philip Rivers, NC State, 2003 (4)
 Threw three or more TD passes Philip Rivers, NC State, 2003 (4)
 Completed a pass of 75 or more yards Erik Greenberg
 to Jeremy Bloom, Colorado, 2003 (81)
 Completed a pass of 50 or more yards Joel Statham to Josh Allen
 at Maryland, 2004 (72)

RECEIVING

Caught 15 or more passes Alvin Pearman, Virginia, 2003 (16)
 Caught 10 or more passes Jeremy Crotchery (10) and T. Hall (10),
 NC State, 2003
 Caught seven or more passes Heath Miller, Virginia, 2004 (9)
 Had 200 or more yards receiving Gary Williams, Ohio St., 1981 (220)
 Had 150 or more yards receiving Gary Williams, Ohio St., 1981 (220)
 Had 100 or more yards receiving Heath Miller, Virginia, 2004 (110)
 Caught three or more TD passes Tory Holt, NC State, 1997 (3)
 Caught two or more TD passes Ben Troupe, Florida, 2003 (2)

SCORING

Scored four or more TDs Tory Holt, NC State, 1997 (5 recv)
 Scored three or more TDs Fred Taylor, Florida, 1997 (3 rush)
 Scored two or more TDs Justin Miller, Clemson, 2004 (2 KO returns)

DEFENSE

Intercepted three or more passes Brian Wilkins,
 Georgia Tech, 1996 (3)
 Intercepted two or more passes Dee McCann, West Virginia, 2005 (2)
 Recorded three or more sacks M. Williams at NC State, 2004 (3)
 Recorded two or more sacks R. MacDonald, Florida, 2004 (2)

SPECIAL TEAMS

Scored 10 or more points kicking Matt Leach, Florida, 2003 (14)
 Kicked four field goals Matt Leach, Florida, 2003 (4)
 Kicked a 50-yard field goal Adam Podlesh, Maryland, 2004 (57)
 Kicked a 60-yard punt T. McDonald vs. Duke, 2004 (66)
 Kickoff Return of 50 yards or more Justin Miller,
 vs. Clemson, 2004 (96 and 89)



Junior Wyatt Sexton will battle two rookies for starting honors at quarterback for the Seminoles in Bobby Bowden's 30th season.



FLORIDA STATE VS. ALL OPPONENTS

TEAM	FIRST MTG	LAST MTG	SITE	SCORE	W	L	T
Abilene Christian	1953	1957	H	34- 7	1	2	0
Alabama	1965	1974	H	7- 8	0	2	1
Alabama-Birmingham	2001	2004	H	34- 7	2	0	0
Alabama State	1947	1947	H	0- 7	0	1	0
Arizona State*	1971	1984	A	52-44	3	1	0
Auburn*	1954	1990	A	17-20	4	13	1
Baylor	1965	1974	H	17-21	1	2	0
BOSTON COLLEGE	1957	1980	H	41- 7	2	1	0
Brigham Young	1991	2000	N	29- 3	2	0	0
Central Florida	1995	1995	H	46-14	1	0	0
Cincinnati	1977	1990	H	70-21	6	0	0
CITADEL, THE	1955	1962	H	49- 0	4	0	1
CLEMSON	1970	2004	H	41-22	15	3	0
Colorado	2003	2003	H	47- 7	1	0	0
Colorado State	1972	1974	H	7-14	1	1	0
Cumberland	1947	1948	H	30- 0	1	1	0
Delta State	1951	1951	H	34- 0	1	0	0
DUKE	1992	2004	H	29- 7	13	0	0
East Carolina	1980	1990	H	45-24	7	0	0
Erskine	1948	1949	H	26- 7	1	1	0
FLORIDA*	1958	2004	H	13-20	19	28	2
Furman	1952	1987	H	41-10	8	2	0
George Washington	1961	1961	H	15- 7	1	0	0
Georgia*	1954	2002	N	13-26	4	6	1
Georgia Southern	1988	1990	H	48- 6	2	0	0
Georgia Tech	1952	2003	H	14-13	12	7	1
Houston	1960	1978	H	21-27	2	12	2
Howard	1950	1950	H	20- 6	1	0	0
Indiana*	1986	1986	N	27-13	1	0	0
Iowa State	1975	2002	N	38-31	1	1	0
Jax. Navy	1951	1951	A	39- 0	1	0	0
Jacksonville State	1947	1947	H	0- 7	0	1	0
Kansas	1971	1993	N	42- 0	5	2	0
Kansas State	1970	1977	A	18-10	3	0	0
Kentucky	1960	1965	A	24-26	1	3	1
Livingston State	1948	1949	A	6-13	1	1	0
Louisiana State*	1968	1991	A	27-16	7	2	0
Louisiana Tech	1952	1999	H	41- 7	2	2	0
Louisville	1952	2002	A	20-26	12	2	0
MARYLAND	1966	2004	A	17-20	13	1	0
Memphis State	1959	1990	N	35- 3	10	7	1
MIAMI	1951	2004	A	10-16	20	29	0
Michigan	1986	1991	A	51-31	1	1	0
Michigan State	1987	1988	H	30- 7	2	0	0
Middle Tennessee State	1991	1991	H	39-10	1	0	0
Millsaps	1948	1949	H	40- 0	2	0	0
Mississippi	1961	1961	A	0-33	0	1	0
Mississippi College	1948	1950	H	33- 0	3	0	0
Mississippi State	1966	1979	H	17- 6	7	2	0
Navy	1978	1978	H	38- 6	1	0	0
Nebraska*	1980	1993	N	18-16	6	2	0
Newberry	1950	1950	A	24- 0	1	0	0
New Mexico State	1964	1964	H	36- 0	1	0	0
North Carolina*	1983	2004	H	38-16	14	1	1
NC STATE	1952	2004	A	17-10	18	7	0
North Texas State	1976	1977	H	35-14	2	0	0
Notre Dame	1981	2003	A	37- 0	4	2	0
Ohio	1956	1956	H	47- 7	1	0	0
Ohio State*	1981	1997	N	31-14	3	0	0
Oklahoma*	1965	2000	N	2-13	1	4	0
Oklahoma State*	1958	1985	N	34-23	3	1	0
Penn State*	1968	1990	N	24-17	1	0	1
Pittsburgh	1971	1983	A	16-17	3	5	0
Randolph Macon	1950	1950	H	40- 7	1	0	0
Richmond	1959	1961	H	13- 7	3	0	0
San Diego State	1973	1977	A	16-41	0	2	0
Sewanee	1949	1950	H	14- 8	2	0	0
Southern Cal	1997	1998	H	30-10	2	0	0
South Carolina	1966	1991	H	38-10	15	3	0
Southern Illinois	1982	1982	H	59- 8	1	0	0
Southern Miss	1952	1996	H	54-14	13	8	1
Stetson	1947	1954	A	47- 6	6	1	1
Sul Ross State	1951	1951	H	35-12	1	0	0
SYRACUSE	1966	2004	A	17-13	4	1	0



Bobby Bowden and Tommy Bowden were the first father-son coaching duo to lead Division I-A football programs.

Tampa	1948	1959	A	33- 0	9	2	0
Temple	1984	1984	H	44-27	1	0	0
Tennessee	1958	1998	N	16-23	1	1	0
Tennessee-Chat.	1984	1984	H	37- 0	1	0	0
Tennessee Tech	1947	1958	H	22- 7	1	1	0
Texas A&M*	1967	1998	N	23-14	4	0	0
TCU	1963	1965	A	3- 7	1	2	0
Texas Tech*	1966	1987	H	40-16	4	1	0
Texas Western*	1954	1954	N	20-47	0	1	0
Toledo	1986	1986	H	24- 0	1	0	0
Troy State	1947	1951	H	40- 0	4	1	0
Tulane**	1983	1992	H	70- 7	10	0	0
Tulsa	1969	1985	H	76-14	5	0	0
Utah State	1975	1975	H	17- 8	1	0	0
Villanova	1954	1957	A	7-21	3	1	0
VIRGINIA	1992	2004	H	36- 3	12	1	0
Virginia Military	1952	1954	A	33-19	2	1	0
Virginia Tech	1955	2001	N	30-17	20	10	1
WAKE FOREST	1956	2004	A	20-17	20	2	1
West Virginia*	1982	2005	N	30-18	2	0	0
Western Carolina	1981	1985	H	50-10	2	0	0
Western Michigan	1991	1991	H	58- 0	1	0	0
Whiting Field	1949	1949	H	74- 0	1	0	0
Wichita State	1969	1986	H	59- 3	2	0	0
William & Mary	1959	1960	H	22- 0	1	1	0
Wofford*	1949	1952	A	27-13	3	0	0
Wyoming*	1966	1966	N	20-28	0	1	0

**Bowl Games Included **Forfeit Included
BOLD CAPS indicates 2005 opponent*

As a reward for winning the 1993 national championship, Bobby Bowden's Seminoles earned a trip to visit the White House.





THE RECORD BOOK

BEST PERFORMANCES BY OPPONENTS

INDIVIDUAL

Most Yards Rushing	304 Sam DeJarnette	Southern Miss	1982
Most Rushing Attempts	43 Sam DeJarnette	Southern Miss	1982
Most Yards Passing	532 Jeff VanRaaphorst	Arizona State	1984
Most Passes Attempted	62 Scott Milanovich	Maryland	1995
Most Passes Completed	46 Scott Milanovich	Maryland	1995
Most Passes Caught	16 Alvin Pearman	Virginia	2003
	16 Geroy Simon	Maryland	1995
Most Yards Receiving	229 Gary Williams	Ohio State	1981
Longest TD Run From Scrimmage	94 Roger Craig	Nebraska	1981
Longest Punt Return	87 Darrell Blackman	NC State (TD)	2004
Most TDs on Returns	2 Henry Williams	East Carolina (1 kickoff, 1 punt)	1983
	2 Justin Miller	Clemson (2 kickoffs)	2004
Most Interceptions	4 Bryant Gilliard	South Carolina	1984

Longest Interception Return	99 Trey Songy	Tulane	1983
Longest Kickoff Return	100 Anthony Collins	East Carolina	1980
Longest Pass Play	95 Ronnie Fletcher	Oklahoma (Gator Bowl) to Ben Hart (TD)	1965
Longest Punt	77 Jim Walton	Boston College	1976
	Rob Rajsich	Miami	1978
Longest Field Goal	61 Wayne Latimer	Virginia Tech	1975
Most Field Goals	6 Bobby Raymond	Florida	1983
Most Fumbles Recovered	3 John Hohesiell	Wichita State	1969
TEAM			
Points	59 Auburn	1985	
Yards Rushing	472 Nebraska	1981	
Rushing Attempts	80 Houston	1974	
Yards Passing	532 Arizona State	1984	
Passes Attempted	62 Maryland	1995	
Passes Completed	46 Maryland	1995	
Total Offense	651 Arizona State	1984	
Most Fumbles	17 Wichita State	1969	
Most Fumbles Lost	10 (of 17) Wichita State	1969	



Justin Miller, Clemson

Most Interceptions Made	7 South Carolina	1984
Most Interceptions Returned for TDs	2 Auburn	1985
Penalties	18 South Carolina	1985

HOMECOMING RESULTS (45 WINS, 9 LOSSES, 1 TIE)

YEAR	OPPONENT	FSU	OPP
1948	Tampa	33	12
1949	Millsaps	40	0
1950	Sewanee	14	8
1951	Stetson	13	10
1952	Furman	0	9
1953	Stetson	13	6
1954	Furman	33	14
1955	The Citadel	39	0
1956	Wake Forest	14	14
1957	Virginia Tech	20	7
1958	Tampa	43	0
1959	William & Mary	0	9
1960	Kentucky	0	23
1961	Southern Mississippi	0	12
1962	Houston	0	7
1963	North Carolina State	14	0
1964	Kentucky	48	6

1965	Wake Forest	35	0
1966	Wake Forest	28	0
1967	Texas Tech	28	12
1968	Wake Forest	42	24
1969	South Carolina	34	9
1970	Virginia Tech	34	8
1971	Mississippi State	27	9
1972	Colorado State	33	0
1973	Memphis State	10	13
1974	Virginia Tech	21	56
1975	Miami (Fla.)	22	24
1976	Southern Mississippi	30	27
1977	North Texas State	35	14
1978	Navy	38	6
1979	South Carolina	27	7
1980	Boston College	41	7
1981	Western Carolina	56	31
1982	Southern Illinois	59	8
1983	Cincinnati	43	17
1984	Tennessee-Chattanooga	37	0
1985	Western Carolina	50	10
1986	Southern Mississippi	49	13
1987	Tulane	73	14
1988	Georgia Southern	28	10
1989	South Carolina	35	10
1990	Cincinnati	70	21
1991	Middle Tennessee State	39	10
1992	Maryland	69	21
1993	Wake Forest	54	0
1994	Clemson	17	0
1995	Georgia Tech	42	10
1996	Virginia	31	24
1997	NC State	48	35
1998	Clemson	48	0
1999	Wake Forest	33	10
2000	Duke	63	14
2001	NC State	28	34
2002	North Carolina	40	14
2003	NC State (OT)	50	44
2004	Duke	29	7

2003's homecoming win (50-44) over NC State was the first-ever overtime game in the history of Doak Campbell Stadium.



Bobby Bowden and Miami's Howard Schnellenberger were friends who agreed to all kinds of antics to hype the annual game between the rivals.





AP WEEKLY RANKINGS

FLORIDA STATE'S RANKING IN THE WEEKLY ASSOCIATED PRESS POLL SINCE IT FIRST RECEIVED VOTES IN 1962.

YEAR	WEEK OF	RANKED	RECORD	AP RANK	AP RECORD	AP RANK	AP RECORD
1962	Sept. 24	Other	1-0-1	13	7	5-1-0	28
				20	6	6-1-0	20
1963	Sept. 23	Other	1-0-0	27	5	7-1-0	4-1-2
				3	3	8-1-0	
				10	3	9-1-0	
1964	Sept. 28	Other	2-0-0	17	3	9-1-0	
				5	3	9-1-0	
				12	3	9-1-0	
				19	3	9-1-0	
				26	2	10-1-0	
				2	2	10-1-0	
				9	2	10-1-0	
				16	2	10-1-0	
1965	Oct. 18	Other	2-2-0	24	2	6-2-0	
				18	2	6-2-0	
				19	2	6-2-0	
1966	Sept. 25	Other	0-1-1	23	19	2-1-0	
				23	19	2-1-0	
				30	19	2-1-0	
				6	19	2-1-0	
				20	19	2-1-0	
1967	Oct. 23	Other	3-2-1	11	19	5-0-0	
				30	19	6-1-0	
				6	19	6-1-0	
				20	19	6-1-0	
				27	19	6-1-0	
1968	Oct. 7	19	2-1-0	21	20	3-1-0	
				21	20	3-1-0	
				2	19	8-2-0	
1971	Oct. 11	19	5-0-0	25	19	6-1-0	
				25	19	6-1-0	
1972	Preseason	19	1-0-0	11	20	1-0-0	
				18	17	2-0-0	
				25	16	3-0-0	
				2	13	4-0-0	
				2	13	4-0-0	
1977	Oct. 24	20	5-1-0	31	15	6-1-0	
				31	15	6-1-0	
				7	16	7-1-0	
				14	13	8-1-0	
				28	19	8-2-0	
				28	19	8-2-0	
1978	Preseason	17	1-0-0	11	16	1-0-0	
				11	16	1-0-0	
				18	13	2-0-0	
				25	10	3-0-0	
				2	18	3-1-0	
1979	Preseason	19	2-0-0	10	18	2-0-0	
				10	18	2-0-0	
				17	14	2-0-0	
				24	12	3-0-0	
				1	9	4-0-0	
				8	9	5-0-0	
				15	7	6-0-0	
				22	8	6-0-0	
				29	6	7-0-0	
				5	7	8-0-0	
				12	5	9-0-0	
1980	Preseason	13	1-0-0	8	10	1-0-0	
				8	10	1-0-0	
				15	9	2-0-0	
				22	9	3-0-0	
				29	16	3-1-0	
1981	Preseason	19	2-0-0	10	18	2-0-0	
				10	18	2-0-0	
				10	18	2-0-0	
				10	18	2-0-0	
				10	18	2-0-0	
1982	Oct. 11	19	4-1-0	18	17	5-1-0	
				18	17	5-1-0	
				25	14	5-1-0	
				1	12	6-1-0	
				8	9	7-1-0	
1983	Preseason	7	1-0-0	5	12	1-0-0	
				5	12	1-0-0	
				12	9	2-0-0	
				19	20	2-1-0	
				26	17	2-1-0	
1984	Preseason	20	1-0-0	3	20	1-0-0	
				3	20	1-0-0	
				10	18	1-0-0	
				17	15	2-0-0	
				24	9	3-0-0	
				1	6	4-0-0	
				8	9	4-0-1	
				15	15	4-1-1	
				22	15	5-1-1	
				29	15	5-1-1	
				5	14	6-1-1	
1985	Preseason	19	1-0	2	17	1-0	
				2	17	1-0	
				9	7	2-0	
				16	6	2-0	
				23	4	3-0	
1986	Preseason	11	1-1	1	11	1-1	
				1	11	1-1	
				8	15	1-1	
				15	15	1-1	
				22	20	1-1-1	
				22	20	1-1-1	
				22	20	1-1-1	
				22	20	1-1-1	
				22	20	1-1-1	
				22	20	1-1-1	
				22	20	1-1-1	
1987	Preseason	8	1-0	8	8	1-0	
				8	8	1-0	
				15	7	2-0	
				22	6	3-0	
				29	4	4-0	
1988	Preseason	1	0-1	6	10	0-1	
				6	10	0-1	
				13	10	1-1	
				20	9	2-1	
				27	6	3-1	
1989	Preseason	6	0-1	5	6	0-1	
				5	6	0-1	
				12	6	0-2	
				19	6	0-2	
				26	25	2-2	
				3	22	2-2	
				10	19	3-2	
				17	14	4-2	
				24	9	5-2	
				31	6	6-2	
				7	5	7-2	
1990	Preseason	4	0-0	3	3	0-0	
				3	3	0-0	
				10	3	1-0	
				17	2	2-0	
				24	2	3-0	
1991	Preseason	1	1-0	1	1	1-0	
				1	1	1-0	
				9	1	2-0	
				16	1	3-0	
				23	1	3-0	
				23	1	3-0	
				23	1	3-0	
				23	1	3-0	
				23	1	3-0	
				23	1	3-0	
				23	1	3-0	



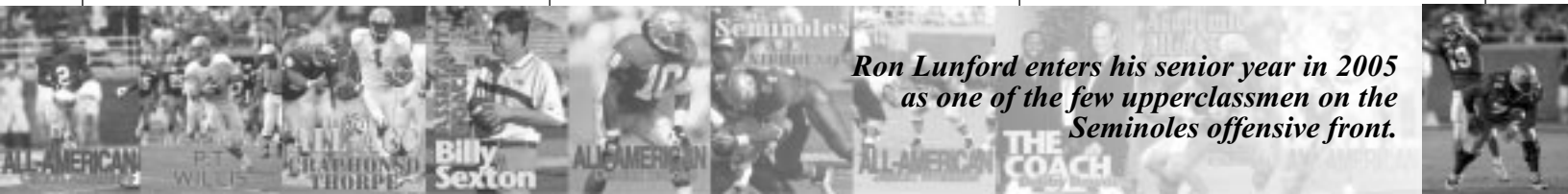
Steve Gilmer's promising career was cut short by injury but not before the talented defensive back earned Academic All-ACC honors in 1994.



	Sept. 30	1	4-0
	Oct. 7	1	5-0
	Oct. 14	1	6-0
	Oct. 21	1	7-0
	Oct. 28	1	8-0
	Nov. 4	1	9-0
	Nov. 11	1	10-0
	Nov. 18	3	10-1
	Nov. 25	3	10-1
	Dec. 2	5	10-2
Final '91 Poll			
Jan. 1992	4	11-2	
1992	Preseason	5	
	Aug. 31	4	0-0
	Sept. 7	5	1-0
	Sept. 14	3	2-0
	Sept. 21	3	3-0
	Sept. 28	3	4-0
	Oct. 5	8	4-1
	Oct. 12	6	5-1
	Oct. 19	6	6-1
	Oct. 26	6	6-1
	Nov. 2	6	7-1
	Nov. 9	5	8-1
	Nov. 16	3	9-1
	Nov. 23	3	9-1
	Nov. 30	3	10-1
	Dec. 7	3	10-1
Final '92 Poll			
Jan. 1993	2	11-1	
1993	Preseason	1	
	Aug. 30	1	1-0
	Sept. 6	1	2-0
	Sept. 13	1	3-0
	Sept. 20	1	4-0
	Sept. 27	1	4-0
	Oct. 4	1	5-0
	Oct. 11	1	6-0
	Oct. 18	1	7-0
	Oct. 25	1	7-0
	Nov. 1	1	8-0
	Nov. 8	1	9-0
	Nov. 15	2	9-1
	Nov. 22	1	10-1
	Nov. 29	1	11-1
	Dec. 6	1	11-1
Final '93 Poll			
Jan. 1994	1	12-1	
1994	Preseason	3	
	Aug. 30	4	
	Sept. 4	4	1-0
	Sept. 11	3	2-0
	Sept. 18	3	3-0
	Sept. 25	3	4-0
	Oct. 2	3	4-0
	Oct. 9	11	4-1
	Oct. 16	10	4-1
	Oct. 23	9	5-1
	Oct. 30	8	6-1
	Nov. 6	8	7-1
	Nov. 13	8	8-1
	Nov. 20	7	9-1
	Nov. 27	6	9-1-1
	Dec. 5	7	9-1-1
Final '94 Poll			
Jan. 1995	4	10-1-1	
1995	Preseason	1	
	Aug. 28	1	
	Sept. 3	1	1-0
	Sept. 10	1	2-0
	Sept. 17	1	3-0
	Sept. 24	1	4-0
	Oct. 1	1	4-0
	Oct. 8	1	5-0
	Oct. 15	1	6-0
	Oct. 22	1	7-0
	Oct. 29	2	7-0
	Nov. 5	6	7-1
	Nov. 12	6	8-1
	Nov. 19	6	9-1

	Nov. 26	7	9-2
Final '95 Poll			
Jan. 96	4	10-2	
1996	Preseason	3	
	Aug. 26	3	
	Sept. 2	3	
	Sept. 9	3	1-0
	Sept. 16	3	1-0
	Sept. 23	2	2-0
	Sept. 29	2	3-0
	Oct. 7	3	4-0
	Oct. 14	3	5-0
	Oct. 21	3	5-0
	Oct. 28	3	6-0
	Nov. 4	3	7-0
	Nov. 11	3	8-0
	Nov. 18	3	9-0
	Nov. 25	2	10-0
	Dec. 2	1	11-0
	Dec. 9	1	11-0
Final '96 Poll			
Jan. 97	3	11-1	
1997	Preseason	5	
	Aug. 31	5	
	Sept. 7	5	1-0
	Sept. 14	5	2-0
	Sept. 21	5	3-0
	Sept. 28	4	3-0
	Oct. 5	4	4-0
	Oct. 12	4	5-0
	Oct. 19	3	6-0
	Oct. 26	3	7-0
	Nov. 2	3	8-0
	Nov. 9	3	9-0
	Nov. 16	2	10-0
	Nov. 23	2	10-1
	Nov. 30	4	10-1
	Dec. 7	4	10-1
Final '97 Poll			
Jan. 98	4	11-1	
1998	Preseason	2	
	Sept. 6	2	1-0
	Sept. 13	11	1-1
	Sept. 20	10	2-1
	Sept. 27	9	3-1
	Oct. 4	8	4-1
	Oct. 11	6	5-1
	Oct. 18	6	6-1
	Oct. 25	5	7-1
	Nov. 1	6	8-1
	Nov. 8	5	9-1
	Nov. 15	5	10-1
	Nov. 22	4	11-1
	Nov. 29	4	11-1
	Dec. 6	2	11-1
Final '98 Poll			
Jan. 99	5	11-2	
1999	Preseason	1	
	Sept. 5	1	1-0
	Sept. 12	1	2-0
	Sept. 19	1	3-0
	Sept. 26	1	4-0
	Oct. 3	1	5-0
	Oct. 10	1	6-0
	Oct. 17	1	7-0
	Oct. 24	1	8-0
	Oct. 31	1	9-0
	Nov. 7	1	9-0
	Nov. 14	1	10-0
	Nov. 21	1	11-0
	Nov. 28	1	11-0
	Dec. 5	1	11-0
Final '99 Poll			
Jan. 00	5	12-0	
2000	Preseason	2	
	Aug. 28	2	1-0
	Sept. 3	2	1-0
	Sept. 10	2	2-0
	Sept. 17	2	3-0

	Sept. 24	2	4-0
	Oct. 1	1	5-0
	Oct. 8	7	5-1
	Oct. 15	6	6-1
	Oct. 22	6	7-1
	Oct. 29	4	8-1
	Nov. 5	3	9-1
	Nov. 12	3	10-1
	Nov. 19	3	11-1
	Nov. 26	3	11-1
	Dec. 6	3	11-1
Final '00 Poll			
Jan. 01	4	5	11-2
2001	Preseason	6	0-0
	Aug. 27	6	0-0
	Sept. 3	6	1-0
	Sept. 9	6	2-0
	Sept. 23	18	2-1
	Sept. 30	16	2-1
	Oct. 7	14	3-1
	Oct. 14	21	3-2
	Oct. 21	19	4-2
	Oct. 28	14	5-2
	Nov. 4	10	6-2
	Nov. 11	21	6-3
	Nov. 18	NR	6-4
	Nov. 25	NR	6-4
	Dec. 2	24	7-4
	Dec. 9	24	7-4
Final '01 Poll		15	8-4
2002	Preseason	5	0-0
	Sept. 1	5	2-0
	Sept. 7	5	2-0
	Sept. 14	5	3-0
	Sept. 21	4	4-0
	Sept. 28	11	4-1
	Oct. 5	9	5-1
	Oct. 12	12	5-2
	Oct. 19	11	5-2
	Oct. 26	18	5-3
	Nov. 2	17	6-3
	Nov. 10	15	7-3
	Nov. 16	14	8-3
	Nov. 23	23	8-4
	Nov. 30	16	9-4
	Dec. 7	16	9-4
Final '02 Poll		21	9-5
2003	Preseason	13	0-0
	Sept. 2	11	1-0
	Sept. 9	10	2-0
	Sept. 16	10	3-0
	Sept. 23	6	4-0
	Sept. 30	5	5-0
	Oct. 7	5	5-0
	Oct. 14	7	5-1
	Oct. 21	6	6-1
	Oct. 28	5	7-1
	Nov. 4	3	8-1
	Nov. 11	13	8-2
	Nov. 18	11	9-2
	Nov. 25	9	9-2
	Dec. 2	9	10-2
	Dec. 9	9	10-2
Final '03 Poll		11	10-3
2004	Preseason	5	0-0
	Sept. 7	4	0-0
	Sept. 14	8	0-1
	Sept. 21	8	1-1
	Sept. 28	9	2-1
	Oct. 5	8	3-1
	Oct. 12	7	4-1
	Oct. 19	5	5-1
	Oct. 26	5	6-1
	Nov. 2	13	6-2
	Nov. 9	11	7-2
	Nov. 16	10	8-2
	Nov. 23	19	8-3
	Nov. 30	16	8-3
	Dec. 7	17	8-3
Final '04 Poll		15	9-3



Ron Lunford enters his senior year in 2005 as one of the few upperclassmen on the Seminoles offensive front.



YEAR-BY-YEAR TEAM STATISTICS

Florida State statistics listed on first row

YEAR	POINTS		RUSHING		PASSING		PASS YARDS	PASS YDS PER GAME	TOTAL OFF PLAY - YARDS	YARDS PER GAME	PENALTIES	FUMBLES
	PER GAME	TDs	ATT - YARDS - AVG	ATT - COMP - INT								
2004	25.2	40	460 - 2328 - 162.0	402 - 215 - 15	2526	210.5	862 - 4470	372.5	116	16 - 7		
	14.1	13	418 - 1471 - 83.1	380 - 204 - 16	2409	200.8	798 - 3406	283.8	82	22-13		
2003	32.2	52	469 - 1734 - 133.4	438 - 249 - 13	3505	269.6	907 - 5239	403.0	91	29-12		
	16.7	23	472 - 1552 - 119.4	449 - 247 - 15	2768	212.9	921 - 4320	332.3	90	28-18		
2002	31.9	51	521 - 2503 - 192.5	393 - 204 - 8	2808	216.0	914 - 5311	408.5	104	20-10		
	21.2	33	461 - 1680 - 129.2	450 - 239 - 16	3168	243.7	911 - 4848	572.9	98	29-15		
2001	33.9	48	434 - 2114 - 192.2	325 - 184 - 13	2931	266.5	759 - 4687	426.1	93	15 - 8		
	26.1	36	398 - 1700 - 154.5	373 - 206 - 15	2534	230.4	771 - 3920	356.4	93	20-10		
2000	42.4	67	455 - 1980 - 165.0	469 - 290 - 14	4608	384.0	924 - 6588	549.0	123	10 - 7		
	10.2	15	387 - 887 - 73.9	447 - 220 - 19	2437	203.1	834 - 3324	277.0	132	29-14		
1999	34.3	49	393 - 1358 - 123.5	420 - 250 - 17	3332	139.3	820 - 4683	425.7	109	11 - 4		
	14.5	20	387 - 1087 - 98.8	305 - 217 - 22	2264	116.1	672 - 3351	304.6	96	18 - 7		
1998	32.1	43	515 - 1797 - 149.8	185 - 357 - 9	3019	251.6	872 - 4816	401.3	117	22-12		
	11.5	16	412 - 958 - 79.8	138 - 335 - 18	1620	135.0	747 - 2578	214.8	78	27-14		
1997	39.7	55	344 - 1233 - 112.1	262 - 440 - 11	3740	340.0	784 - 4973	452.1	113	18 - 6		
	15.2	22	379 - 571 - 51.9	338 - 164 - 22	2084	189.5	717 - 2655	241.4	82	20-10		
1996	38.7	54	423 - 1958 - 178.2	181 - 335 - 14	2541	231.0	759 - 4499	409.0	94	18 - 9		
	11.1	15	418 - 649 - 59.0	162 - 358 - 11	1875	170.5	775 - 2524	229.5	60	26-12		
1995	44.3	72	420 - 2451 - 222.8	297 - 465 - 14	3616	328.7	885 - 6067	551.5	76	18 - 6		
	18.3	27	446 - 1452 - 132.0	194 - 376 - 16	2347	213.4	822 - 3799	345.4	76	32-19		
1994	36.8	53	412 - 2080 - 189.1	264 - 441 - 18	3234	294.0	853 - 5314	483.1	85	18-13		
	16.6	22	377 - 1077 - 97.9	180 - 376 - 15	1860	169.1	753 - 2937	267.0	73	21-13		
1993	43.2	70	470 - 2667 - 222.3	327 - 469 - 6	3909	325.8	939 - 6576	548.0	102	18-12		
	9.4	15	397 - 1182 - 98.5	181 - 376 - 15	2232	186.0	773 - 3414	284.5	68	15 - 9		
1992	38.1	56	464 - 2252 - 204.7	214 - 387 - 17	2828	257.1	851 - 5080	461.8	89	27-14		
	15.6	19	400 - 1103 - 100.3	182 - 386 - 18	2114	192.2	786 - 3217	292.5	62	24-13		
1991	36.6	57	507 - 2287 - 190.6	234 - 390 - 11	3114	259.5	897 - 5401	450.1	89	15 - 6		
	15.5	23	398 - 994 - 82.8	192 - 378 - 25	2381	198.4	776 - 3375	281.3	62	23-12		
1990	39.5	57	422 - 2137 - 194.3	348 - 222 - 10	2785	253.2	770 - 4922	447.5	89	14 - 6		
	17.2	22	465 - 1646 - 149.6	318 - 163 - 21	1830	166.4	783 - 3476	316.0	72	34-16		
1989	34.8	48	393 - 1517 - 137.9	387 - 230 - 11	3448	313.5	780 - 4965	451.4	89	23-14		
	16.5	20	456 - 1496 - 136.0	325 - 161 - 23	2063	187.5	781 - 3559	323.5	74	26-16		
1988	40.2	58	443 - 2195 - 199.5	319 - 188 - 18	2676	243.3	762 - 4871	442.8	93	16 - 7		
	15.0	21	481 - 1662 - 151.1	278 - 110 - 18	1443	131.2	759 - 3105	282.3	83	29 - 9		
1987	40.9	55	530 - 2995 - 272.3	318 - 173 - 11	2366	215.1	848 - 5361	487.4	78	20-14		
	12.3	15	422 - 1453 - 132.1	310 - 129 - 15	1563	142.1	732 - 3016	274.2	59	31-17		
1986	33.2	45	464 - 2055 - 186.8	301 - 164 - 14	2142	194.7	775 - 4197	381.6	81	29-12		
	18.6	26	466 - 1432 - 130.2	290 - 141 - 15	1845	167.7	756 - 3277	297.9	65	34-14		
1985	33.5	45	503 - 2369 - 215.4	277 - 149 - 17	2078	188.9	781 - 4447	404.3	79	35-15		
	21.4	30	457 - 1617 - 147.0	308 - 164 - 22	1924	174.9	765 - 3541	321.9	67	21 - 8		
1984	35.3	48	571 - 3021 - 274.6	236 - 119 - 9	1938	176.2	807 - 4959	450.8	89	34-15		
	21.3	29	452 - 1719 - 156.3	308 - 157 - 14	2390	217.3	760 - 4109	373.6	83	27-11		
1983	32.1	49	518 - 2522 - 229.3	313 - 176 - 14	2367	215.2	830 - 4889	444.5	73	25-18		
	28.1	37	476 - 1977 - 179.7	295 - 173 - 10	2202	200.2	772 - 4179	379.9	69	20 - 8		
1982	35.3	53	477 - 2339 - 212.6	348 - 190 - 14	2785	253.2	825 - 5124	465.8	70	33-17		
	22.0	31	529 - 2181 - 198.3	283 - 135 - 24	1912	173.8	812 - 4030	366.4	65	27-10		
1981	21.8	31	492 - 1955 - 177.7	309 - 157 - 18	1888	171.6	801 - 3843	349.4	56	24-13		
	26.0	36	481 - 1836 - 166.9	312 - 169 - 11	2367	215.2	793 - 4203	382.1	52	29-14		
1980	32.0	41	603 - 2138 - 194.4	232 - 136 - 11	1597	145.2	835 - 3735	339.6	49	23 - 6		
	7.7	10	408 - 984 - 89.5	241 - 106 - 18	1306	118.7	649 - 2290	208.2	57	27-19		
1979	29.0	39	515 - 1861 - 169.2	340 - 174 - 17	2214	201.3	855 - 4075	370.5	63	17 - 8		
	12.4	18	448 - 1304 - 118.6	267 - 91 - 23	1365	124.1	715 - 2669	242.6	48	45-15		
1978	28.4	42	476 - 1773 - 161.2	369 - 206 - 16	2749	249.9	845 - 4522	411.1	53	19 - 9		
	18.9	29	494 - 2000 - 181.8	228 - 117 - 17	1587	144.3	722 - 3587	326.1	49	32-18		
1977	24.9	34	462 - 1637 - 148.8	323 - 176 - 16	2466	224.2	785 - 4103	373.0	58	22-14		
	13.9	16	560 - 1773 - 161.2	215 - 91 - 14	1167	106.1	775 - 2940	267.3	48	33-14		
1976	18.6	26	488 - 1826 - 166.0	247 - 137 - 14	2040	185.5	741 - 3866	351.5	40	33-19		
	23.5	33	630 - 3069 - 279.9	135 - 68 - 5	949	86.3	770 - 3942	358.4	51	32-17		
1975	17.0	25	519 - 1803 - 163.9	252 - 136 - 12	1885	171.4	771 - 3688	335.3	71	33-16		
	19.4	26	594 - 2755 - 250.5	116 - 53 - 11	698	63.5	710 - 3453	313.9	53	41-23		
1974	11.8	17	432 - 1703 - 154.8	293 - 153 - 20	1769	160.8	725 - 3472	315.6	85	33-19		
	26.3	38	641 - 3069 - 279.0	161 - 81 - 8	1399	127.2	802 - 4468	406.2	46	42-24		
1973	8.9	13	377 - 1166 - 106.0	325 - 138 - 21	1698	154.4	702 - 2864	260.3	63	39-22		
	30.1	43	605 - 3041 - 276.5	252 - 130 - 15	1855	168.7	857 - 4896	445.1	75	36-15		
1972	26.2	39	421 - 1500 - 136.4	389 - 209 - 23	2974	270.4	810 - 4474	406.7	74	28-16		
	20.4	31	533 - 1919 - 174.5	268 - 125 - 22	1709	155.4	801 - 3628	329.2	51	30-14		
1971	24.6	33	411 - 1305 - 118.6	338 - 186 - 20	2750	250.0	749 - 4055	368.6	61	32-20		
	11.7	15	514 - 1472 - 133.8	259 - 122 - 17	1389	126.3	773 - 2861	260.1	50	33-16		
1970	23.1	31	442 - 1379 - 125.4	345 - 175 - 16	2838	258.0	787 - 4217	383.4	71	31-22		
	17.7	26	519 - 1861 - 169.2	296 - 133 - 17	1661	151.0	815 - 3532	320.2	52	32-15		
1969	22.0	27	421 - 1049 - 104.9	356 - 191 - 19	2550	255.0	777 - 3599	359.9	62	42-27		
	18.2	25	468 - 1560 - 156.0	225 - 103 - 20	1239	123.9	693 - 2799	279.9	51	36-20		



Jeff Bowden has coached 14 receivers at FSU alone who have played in the NFL and he enters his fifth year as coordinator this season.




1968	28.1	37	436 - 1484 - 148.4	356 - 195 - 13	2844	284.4	792 - 4328	432.8	55	13- 9
	18.0	24	462 - 1811 - 181.1	226 - 115 - 25	1392	139.2	688 - 3203	320.3	44	27-12
1967	23.3	30	371 - 1202 - 120.2	352 - 190 - 21	2584	258.4	723 - 3786	378.6	57	21-13
	17.0	22	445 - 1509 - 150.9	194 - 86 - 17	1146	114.6	639 - 2655	265.5	54	30-12
1966	25.4	34	384 - 1277 - 127.7	350 - 187 - 14	2467	246.7	734 - 3744	374.4	53	10- 5
	18.7	23	384 - 1453 - 145.3	229 - 112 - 18	1543	154.3	613 - 2996	199.6	46	22-14
1965	12.1	15	384 - 1396 - 139.6	256 - 114 - 15	1296	129.6	640 - 2692	269.2	53	13- 5
	11.9	16	436 - 1835 - 183.5	181 - 89 - 5	1212	121.2	577 - 2517	251.7	50	21-14
1964	22.7	29	409 - 1386 - 138.6	249 - 147 - 10	2029	202.9	658 - 3415	341.5	58	17- 9
	6.6	10	349 - 750 - 75.0	195 - 76 - 10	1061	106.1	545 - 1811	181.1	62	32-23
1963	16.7	23	380 - 1344 - 134.4	181 - 90 - 11	1156	115.6	561 - 2500	250.0	52	29-15
	9.3	12	446 - 1384 - 138.4	172 - 83 - 10	885	88.5	618 - 2269	226.9	28	24-10
1962	17.0	23	450 - 1541 - 154.1	223 - 118 - 9	1596	159.6	673 - 3137	313.7	60	19-11
	6.9	10	379 - 1301 - 130.1	148 - 67 - 14	693	69.3	527 - 1994	199.4	51	28-12
1961	9.3	12	454 - 1484 - 148.4	140 - 69 - 9	672	67.2	594 - 2156	215.6	49	19-10
	12.8	18	424 - 1526 - 152.6	178 - 89 - 12	1132	113.2	602 - 2658	265.8	66	29-14
1960	11.1	16	425 - 1289 - 128.9	200 - 96 - 14	1046	104.6	625 - 2335	233.5	49	18-12
	13.6	18	479 - 1840 - 184.0	153 - 80 - 10	993	99.3	632 - 2833	283.3	51	32-16
1959	14.9	22	435 - 1267 - 126.7	212 - 104 - 10	1222	122.2	647 - 2489	248.9	42	27-16
	13.2	10	474 - 1591 - 159.1	163 - 75 - 14	1090	109.0	637 - 2681	268.1	74	17- 9
1958	21.2	29	441 - 1773 - 177.3	176 - 80 - 15	1043	104.3	617 - 2816	281.6	64	26-16
	10.9	15	482 - 1646 - 164.6	126 - 51 - 14	675	67.5	608 - 2321	232.1	53	31-20
1957	13.6	20	443 - 1642 - 164.2	164 - 71 - 17	786	78.6	607 - 2428	242.8	56	27-18
	16.5	24	512 - 2127 - 212.7	126 - 61 - 10	789	78.9	628 - 2916	291.6	52	36-26
1956	17.8	26	443 - 1727 - 172.7	151 - 82 - 7	960	96.0	594 - 2687	268.7	69	22-15
	11.6	19	476 - 1827 - 182.7	123 - 61 - 11	812	81.2	599 - 2639	263.9	58	29-17
1955	14.7	22	424 - 1517 - 151.7	147 - 75 - 12	990	99.0	571 - 2507	250.7	57	26-14
	18.6	27	500 - 1960 - 196.0	146 - 73 - 10	1089	108.9	646 - 3049	304.9	60	29-18
1954	23.4	39	432 - 1689 - 153.6	216 - 107 - 21	1745	158.6	648 - 3428	311.6	67	29-16
	13.0	22	469 - 1798 - 163.5	187 - 72 - 20	900	81.8	656 - 2698	245.3	52	44-25
1953	18.3	27	507 - 2142 - 214.2	165 - 63 - 20	936	93.6	672 - 3078	307.8	76	24-15
	14.6	22	438 - 1595 - 159.5	149 - 50 - 8	628	62.8	587 - 2223	222.3	48	34-22
1952	10.1	15	640 - 1600 - 160.0	174 - 64 - 20	821	82.1	814 - 2421	242.1	61	34-19
	26.1	38	626 - 2048 - 204.8	153 - 74 - 15	1162	116.2	779 - 3210	321.0	64	28-18
1951	24.3	29	n/a	n/a	n/a	n/a	n/a	n/a	n/a	n/a
	9.0	10	n/a	n/a	n/a	n/a	n/a	n/a	n/a	n/a
1950	27.4	33	420 - 1807 - 225.9	119 - 44 - 12	939	117.4	539 - 2746	343.3	n/a	n/a
	6.8	8	352 - 818 - 102.2	138 - 60 - 19	572	71.5	490 - 1390	173.8	n/a	n/a
1949	30.2	41	2187 - 243.0	107 - 35 - 13	716	79.6	84 - 2403	322.6	n/a	44-19
	5.9	8	741 - 82.3	175 - 61 - 24	671	74.6	118 - 1351	156.9	n/a	41-17
1948	19.0	24	1682 - 210.3	84 - 35 - 11	721	90.1	107 - 2903	300.4	n/a	18- 7
	8.0	10	721 - 90.1	118 - 47 - 21	630	78.8	175 - 1412	168.9	n/a	15- 9
1947	3.6	3	287 - 57.4	87 - 32 - 14	400	80.0	87 - 687	137.4	n/a	n/a
	18.0	14	n/a	n/a	n/a	n/a	n/a	n/a	n/a	n/a



The 2004 Seminole defense allowed just 13 total touchdowns in 12 games.



Florida State's offense in 2000 was led by Heisman Trophy winner Chris Weinke and was statistically the best passing unit in Seminole history.



Lawrence Dawsey, a standout wide receiver at FSU from 1987-90, is now an assistant coach at South Florida.



FSU VS. OPPONENTS RANKED BY THE AP

DATE	OPPONENT	SCORE	SITE	OPP RANK	01/01/81	09/19/81	10/03/81	10/17/81	11/07/81	11/14/81	09/18/82	10/30/82	11/20/82	12/30/82	09/10/83	10/01/83	11/12/83	12/03/83	09/22/84	10/13/84	11/10/84	12/01/84	09/07/85	10/12/85	11/02/85	11/30/85	12/30/85	09/06/86	09/27/86	11/01/86	10/03/87	11/07/87	01/01/88	09/03/88	09/17/88	11/05/88	01/02/89	09/09/89	09/16/89	10/07/89	10/21/89	10/28/89	01/01/90	10/06/90	10/20/90	12/01/90	12/29/90	08/29/91	09/28/91	10/05/91	11/16/91	11/30/91	01/01/92	09/12/92	09/19/92	10/03/92	10/17/92	10/31/92	11/28/92	01/01/93	09/11/93	09/18/93	10/09/93	10/16/93	11/13/93	11/27/93	01/01/94	09/24/94	10/08/94	10/29/94	11/19/94	11/26/94	01/02/95	11/02/95																																																																																																																																																																																																																		
11/22/52	Georgia Tech	L 0-30	A	2	Oklahoma	L 17-18	N	4	Nebraska	L 14-34	A	17	Ohio State	W 36-27	A	7	Pittsburgh	L 14-42	A	3	Miami	L 19-27	H	13	Southern Miss	L 14-58	H	14	Pittsburgh	L 17-37	H	2	Miami	W 24-7	A	16	LSU	L 21-55	A	12	West Virginia	W 31-12	N	10	LSU	W 40-35	A	13	Auburn	L 24-27	A	10	Auburn	L 16-17	H	6	Florida	L 14-53	A	12	Miami	W 38-3	A	4	Auburn	L 41-42	H	16	South Carolina	L 26-38	A	5	Florida	L 17-27	H	3	Nebraska	W 17-13	A	10	Auburn	L 27-59	A	12	Miami	L 27-35	H	11	Florida	L 14-38	A	6	Oklahoma St.	W 34-23	N	19	Nebraska	L 17-34	A	8	Michigan	L 18-20	A	5	Miami	L 23-41	A	1	Miami	L 25-26	H	3	Auburn	W 34-6	A	6	Nebraska	W 31-28	N	5	Miami	L 0-31	A	8	Clemson	W 24-21	A	3	South Carolina	W 59-0	A	15	Auburn	W 13-7	N	7	Clemson	L 23-34	H	10	LSU	W 31-21	A	21	Syracuse	W 41-10	A	17	Auburn	W 22-14	H	11	Miami	W 24-10	H	2	Nebraska	L 41-17	N	6	Miami	L 22-31	A	9	Auburn	L 17-20	A	5	Florida	W 45-30	H	6	Penn State	W 24-17	N	7	BYU	W 44-28	N	19	Michigan	W 51-31	A	3	Syracuse	W 46-14	H	10	Miami	L 16-17	H	2	Florida	L 9-14	A	5	Texas A&M	W 16-2	N	9	Clemson	W 24-20	A	15	NC State	W 34-13	A	16	Miami	L 16-19	A	2	Georgia Tech	W 29-24	A	16	Virginia	W 13-3	A	23	Florida	W 45-24	H	6	Nebraska	W 27-14	N	11	Clemson	W 57-0	H	17	North Carolina	W 33-7	A	13	Miami	W 28-10	H	3	Virginia	W 40-14	H	15	Notre Dame	L 24-31	A	2	Florida	W 33-21	A	7	Nebraska	W 18-16	N	2	North Carolina	W 31-18	H	13	Miami	L 20-34	A	13	Duke	W 59-20	H	13	NC State	W 34-3	A	22	Florida	T 31-31	H	4	Florida	W 23-17	N	5	Virginia	L 28-33	A	24

All-Time vs. The Rankings

No. 1	1-4
No. 2	3-10-1
No. 3	5-7
No. 4	4- 3-1
No. 5	5-8
No. 6	7-3
No. 7	4-1
No. 8	0-3
No. 9	2-5
No. 10	7- 5-1
No. 11	4-1
No. 12	1-6
No. 13	5-5
No. 14	2-4
No. 15	5-2
No. 16	4-1
No. 17	3- 1-1
No. 18	1-3
No. 19	5-0
No. 20	2-0
No. 21	3-0
No. 22	1-0
No. 23	2-0
No. 24	0-1
No. 25	1-0

11/25/95	Florida	L	24-35	A	3
01/01/96	Notre Dame	W	31-26	N	6
09/28/96	North Carolina	W	13- 0	H	11
10/26/96	Virginia	W	31-24	H	14
10/12/96	Miami	W	34-16	A	6
11/16/96	Southern Miss	W	54-14	H	25
11/30/96	Florida	W	24-21	H	1
01/02/97	Florida	L	52-20	N	3
09/06/97	USC	W	14- 7	A	23
09/20/97	Clemson	W	35-28	A	16
10/18/97	Georgia Tech	W	38- 0	H	21
11/08/97	North Carolina	W	20- 3	A	5
11/22/97	Florida	L	29-32	A	10
01/01/98	Ohio State	W	31-14	N	9
08/28/98	Texas A&M	W	23-14	N	15
09/26/98	USC	W	30-10	H	18
10/24/98	Georgia Tech	W	34-7	A	20
11/07/98	Virginia	W	45-14	H	12
11/21/98	Florida	W	23-12	H	4
01/04/99	Tennessee	L	23-16	N	1
09/11/99	Georgia Tech	W	41-35	H	10
09/18/99	NC State	W	42-11	H	20
10/09/99	Miami	W	31-21	H	19
11/11/99	Florida	W	30-23	A	3
01/04/00	Virginia Tech	W	46-29	N	2
10/07/00	Miami	L	24-27	A	7
10/28/00	NC State	W	58-14	A	21
11/04/00	Clemson	W	54- 7	H	10
11/18/00	Florida	W	30- 7	H	4
01/03/01	Oklahoma	L	2-13	N	1
10/13/01	Miami	L	27-49	H	2
10/27/01	Maryland	W	52-31	H	10
11/17/01	Florida	L	13-37	A	3
01/01/02	Virginia Tech	W	30-17	N	15
10/12/02	Miami	L	27-28	A	1
10/26/02	Notre Dame	L	24-34	H	6
11/30/02	Florida	W	31-14	H	14
01/01/03	Georgia	L	13-26	N	4
10/11/03	Miami	L	22-14	H	2
11/29/03	Florida	W	38-34	A	11
01/01/03	Miami	L	16-14	N	10
09/10/04	Miami	L	10-16	A	5
10/16/04	Virginia	W	36- 3	H	6

50 Years vs. Ranked Opponents

FSU VS. TOP 25: 79-69-4

at Home	32-21-1
Away	27-41-2
Neutral	16- 8-1

FSU VS. TOP 20: 69-69-4

at Home	30-21-1
Away	22-40-2
Neutral	16- 8-1

FSU VS. TOP 10: 37-43-3

at Home	15-11-1
Away	11-27-1
Neutral	12- 7-1

FSU VS. TOP 5: 18-29-2

at Home	8- 7-1
Away	6-16-1
Neutral	4-6

Larry Key held FSU's rushing record (2,953 career yards) from 1977 until Greg Allen broke the mark as a senior in 1984.





MARGINS OF VICTORY

TOP 10 MARGINS OF VICTORY – ALL GAMES

1.	+63	66- 3	Oct. 22, 1988	vs. Louisiana Tech
2.	+63	70- 7	Nov. 14, 1992	vs. Tulane
3.	+62	76-14	Oct. 19, 1985	vs. Tulsa
4.	+60	77-17	Sept. 16, 1995	vs. NC State
5.	+59	59- 0	Oct. 3, 1953	vs. Louisville
	+59	62- 3	Nov. 20, 1993	vs. NC State
	+59	73-14	Oct. 31, 1987	vs. Tulane
	+59	72-13	Oct. 14, 1995	vs. Wake Forest
	+59	59- 0	Nov., 5, 1988	at South Carolina
10.	+58	58- 0	Sept. 14, 1991	vs. Western Michigan

TOP 10 MARGIN OF DEFEAT – ALL GAMES

1.	-49	0-49	Dec. 1, 1973	at Florida
2.	-47	0-47	Sept. 18, 1976	at Miami
3.	-44	14-58	Nov. 14, 1981	vs. Southern Miss
4.	-42	0-42	Oct. 31, 1959	at Georgia
5.	-40	12-52	Nov. 17, 1973	vs. South Carolina
6.	-39	14-53	Dec. 3, 1983	at Florida
7.	-36	21-57	Nov. 19, 1960	at Auburn
8.	-35	21-56	Nov. 16, 1974	vs. Virginia Tech
9.	-34	0-34	Oct. 22, 1955	at Georgia Tech
	-34	21-55	Nov. 20, 1982	at Louisiana State
	-34	0-34	Sept. 30, 1955	at Miami

TOP 10 MARGINS OF VICTORY – HOME GAMES

1.	+63	66- 3	Oct. 22, 1988	vs. Louisiana Tech
2.	+63	70- 7	Nov. 14, 1992	vs. Tulane
3.	+62	76-14	Oct. 19, 2002	vs. Tulsa
4.	+60	77-17	Sept. 16, 1995	vs. NC State
5.	+59	59- 0	Oct. 3, 1953	vs. Louisville
	+59	62- 3	Nov. 20, 1993	vs. NC State
	+59	73-14	Oct. 31, 1987	vs. Tulane
	+59	72-13	Oct. 14, 1995	vs. Wake Forest
9.	+58	58- 0	Sept. 14, 1991	vs. Western Michigan
10.	+57	57- 0	Sept. 11, 1993	vs. Clemson

TOP 10 MARGINS OF DEFEAT – HOME GAMES

1.	-44	14-58	Nov. 14, 1981	vs. Southern Miss
2.	-40	12-52	Nov. 17, 1973	vs. South Carolina
3.	-35	21-56	Nov. 16, 1974	vs. Virginia Tech
4.	-33	14-47	Oct. 15, 1955	vs. Georgia
	-33	6-39	Dec. 6, 1952	vs. Tampa
6.	-29	13-42	Oct. 7, 1972	vs. Florida
7.	-28	0-28	Sept. 22, 1973	vs. Kansas
8.	-27	14-41	Oct. 4, 1952	vs. Louisville
	-27	13-40	Nov. 8, 1957	vs. Miami
10.	-25	12-37	Oct. 13, 1973	vs. Mississippi State

TOP 10 MARGINS OF VICTORY – ROAD GAMES

1.	+59	59- 0	Nov., 5, 1988	at South Carolina
2.	+52	59- 7	Sept. 28, 2000	at Maryland
3.	+51	61-10	Oct. 10, 1987	at Southern Miss
4.	+49	56- 7	Sept. 27, 2003	at Duke
5.	+46	49- 3	Nov. 2, 1996	at Georgia Tech
6.	+42	55-13	Sept. 1, 2001	at Duke
	+42	56-14	Sept. 17, 1994	at Wake Forest
8.	+41	44- 3	Sept. 12, 1987	at East Carolina
	+41	47- 6	Oct. 2, 1954	at Louisville
	+41	48- 7	Nov. 16, 1968	at NC State
	+41	47- 6	Nov. 20, 1954	at Stetson

TOP 10 MARGINS OF DEFEAT – ROAD GAMES

1.	-49	0-49	Dec. 1, 1973	at Florida
2.	-47	0-47	Sept. 18, 1976	at Miami
3.	-42	0-42	Oct. 31, 1959	at Georgia
4.	-39	14-53	Dec. 3, 1983	at Florida
5.	-36	21-57	Nov. 19, 1960	at Auburn
6.	-34	0-34	Oct. 22, 1955	at Georgia Tech
	-34	21-55	Nov. 20, 1982	at Louisiana State
	-34	0-34	Sept. 30, 1955	at Miami
9.	-33	0-33	Oct. 23, 1954	at Auburn
10.	-32	6-38	Oct. 26, 1974	at Auburn
	-32	3-35	Nov. 28, 1981	at Florida
	-32	9-41	Sept. 28, 1974	at Kansas
	-32	9-41	Sept. 22, 2001	at North Carolina

TOP 10 MARGINS OF VICTORY – ACC GAMES

1.	+59	Nov. 20, 1993	vs. NC State	62- 3
	+59	Oct. 4, 1995	vs. Wake Forest	72-13
3.	+57	Sept. 11, 1993	vs. Clemson	57- 0
4.	+54	Oct. 30, 1993	vs. Wake Forest	54- 0
5.	+52	Sept. 28, 2000	at Maryland	59- 7
6.	+51	Oct. 2, 1993	vs. Georgia Tech	51- 0
	+51	Nov. 15, 1997	vs. Wake Forest	58- 7
8.	+49	Sept. 27, 2003	at Duke	56- 7
	+49	Sept. 16, 2000	vs. North Carolina	63-14
	+49	Oct. 14, 2000	vs. Duke	63-14
	+49	Sept. 19, 1998	vs. Duke	62-13

TOP 10 MARGINS OF VICTORY – ACC HOME GAMES

1.	+59	Nov. 20, 1993	vs. NC State	62- 3
	+59	Oct. 4, 1995	vs. Wake Forest	72-13
3.	+57	Sept. 11, 1993	vs. Clemson	57- 0
4.	+54	Oct. 30, 1993	vs. Wake Forest	54- 0
5.	+51	Oct. 2, 1993	vs. Georgia Tech	51- 0
	+51	Nov. 15, 1997	vs. Wake Forest	58- 7
7.	+49	Sept. 16, 2000	vs. North Carolina	63-14
	+49	Oct. 14, 2000	vs. Duke	63-14
	+49	Sept. 19, 1998	vs. Duke	62-13
10.	+39	Oct. 29, 1994	vs. Duke	59-20

TOP 10 MARGINS OF VICTORY – ACC ROAD GAMES

1.	+52	Sept. 28, 2000	at Maryland	59- 7
2.	+49	Sept. 27, 2003	at Duke	56- 7
3.	+46	Nov. 2, 1996	at Georgia Tech	49- 3
4.	+44	Oct. 28, 2000	at NC State	58-14
5.	+42	Sept. 17, 1994	at Wake Forest	56-14
6.	+38	Sept. 4, 1993	at Duke	45- 7
7.	+36	Oct. 20, 2001	at Virginia	43- 7
8.	+34	Sept. 19, 1996	at NC State	51-17
9.	+32	Sept. 25, 1999	at North Carolina	41-10
	+32	Sept. 10, 1994	at Maryland	52-20

TOP FOUR MARGINS OF VICTORY – ACC NEUTRAL SITE GAMES

1.	+44	Sept. 2, 1995	vs. Duke (at Orlando)	70-26
2.	+38	Nov. 23, 1996	vs. Maryland (Ft. Lauderdale)	48-10
2.	+37	Nov. 9, 1996	vs. Wake Forest (at Orlando)	44-7
3.	+28	Oct. 2, 1999	vs. Duke (at Jacksonville)	51-23

TOP FIVE MARGINS OF DEFEAT – ACC GAMES

1.	-32	Sept. 22, 2001	at North Carolina	
2.	-17	Sept. 12, 1998	at NC State	
3.	-16	Nov. 8, 2003	at Clemson	
4.	-10	Nov. 23, 2002	at NC State	
5.	-6	Oct. 28, 2001	vs. NC State	


TOP 10 MARGINS OF VICTORY – BOWL GAMES

1.	+25	28- 3	Dec. 31, 1983	Peach Bowl	vs. North Carolina
2.	+24	41-17	Jan. 1, 1990	Fiesta Bowl	vs. Nebraska
3.	+23	40-17	Dec. 23, 1977	Tangerine Bowl	vs. Texas Tech
4.	+19	31-12	Dec. 30, 1982	Gator Bowl	vs. West Virginia
5.	+17	36-19	Jan. 2, 1965	Gator Bowl	vs. Oklahoma
	+17	31-14	Jan. 1, 1998	Sugar Bowl	vs. Ohio State
	+17	46-29	Jan. 4, 2000	Sugar Bowl	vs. Virginia Tech
8.	+14	27-13	Dec. 31, 1986	All-American Bowl	vs. Indiana
9.	+13	19- 6	Jan. 2, 1950	Cigar Bowl	vs. Wofford
	+13	27-14	Jan. 1, 1993	Orange Bowl	vs. Nebraska
	+13	30-17	Jan. 2, 2002	Gator Bowl	vs. Virginia Tech

TOP 10 MARGINS OF DEFEAT – BOWL GAMES

1.	-32	20-52	Jan. 2, 1996	Sugar Bowl	vs. Florida
2.	-27	20-47	Jan. 1, 1955	Sun Bowl	vs. Texas Western
3.	-17	7-24	Jan. 1, 1980	Orange Bowl	vs. Oklahoma
4.	-13	13-26	Jan. 1, 2003	Sugar Bowl	vs. Georgia
5.	-9	6-15	Dec. 13, 1958	Bluegrass Bowl	vs. Oklahoma State
	-9	2-12	Jan. 3, 2001	Orange Bowl	vs. Oklahoma
7.	-8	20-28	Dec. 24, 1966	Sun Bowl	vs. Wyoming
8.	-7	38-45	Dec. 27, 1971	Fiesta Bowl	vs. Arizona State
	-7	16-23	Jan. 4, 1999	Fiesta Bowl	vs. Tennessee
10.	-4	27-31	Dec. 30, 1968	Peach Bowl	vs. Louisiana State

Cornerback Martin Mayhew was a second team Academic All-American at Florida State in 1985.





BOWL GAMES IN REVIEW



1950 Cigar Bowl

Florida State 19
Wofford 6

TAMPA, Fla. (Jan. 2, 1950) — Red Parrish scored twice and Buddy Strauss rushed for 132 yards to give underdog Florida State a 19-6 win over Wofford in the Cigar Bowl.

The victory was a come-from-behind effort by the Seminoles as the Terriers scored only moments into the contest to make the score 6-0. That touchdown came when Wofford defenders blocked a Bo Manuel punt and recovered it in the end zone. The extra point attempt was no good.

For the balance of the first quarter, Florida State mounted several drives that stalled around midfield, while Wofford netted virtually nothing offensively. Early in the second period, however, Wofford had its first real threat. It died on the Seminoles' 16-yard line when Bill Dawkins intercepted a pass and returned it to the Terrier 20. Shortly after, Parrish bolted to the Tribe's initial touchdown to tie the score at six.

Late in the half, the Seminoles got cranked up again. Strauss busted up the middle for a 15-yard gain, and an interference penalty pushed Florida State into Wofford territory. On the next play, Parrish lofted a left-handed halfback pass to Norman Eubanks, who made a spectacular catch; the extra point sent the Seminoles to the locker room with a 13-6 lead.

The third period was a dogged defensive battle with no serious scoring threats. But in the final period, FSU pinned Wofford deep in its own territory with a 63-yard Manuel punt. After the Terriers fumbled on their own eight, the Seminoles were unable to cash in when Parrish came up a foot short on fourth down.

Unable to move the ball out of the deep hole, Wofford was forced to punt, giving the Seminoles excellent field position with only minutes remaining. This time Don Veller's team wasted no time cashing in. With only seconds showing on the clock, Parrish sliced in from the five and Florida State had a 19-6 upset victory.

SCORE BY QUARTERS

	1	2	3	4	F
FSU	0	13	0	7	19
WOF	0	0	0	0	6

SCORING SUMMARY

WOF — Quick recovered fumble for 1 yd. score (Barbere's kick failed)
 FSU — Parrish 4 yd. run (Morrical's kick failed)
 FSU — Strauss 3 yd. run (Morrical kick)
 FSU — Parrish 3 yd. run (Morrical's kick failed)

TEAM STATISTICS

	FSU	WOF
First Downs	22	6
Yards Gained Rushing	287	106
Forwards Attempted	11	7
Forwards Completed	8	3
Yards Forward Passing	92	33
Interceptions-Yards	1-55	1-14
Punting Average	28	40
Total Yds. all Kicks Ret.	59	57
Yards Lost Penalties	45	30
Opp. Fumbles Recovered	2	0



1955 Sun Bowl

Texas Western 47
Florida State 20

EL PASO, Texas (Jan. 1, 1955) — Florida State turnovers and defensive collapses in the second quarter allowed Texas Western to move well ahead and capture a 47-20 Sun Bowl victory.

With the score tied at seven at the end of the first period, the underdog Miners put together a magnificent 28-point quarter that buried the Seminoles on the steamy January afternoon. Texas Western quarterback John Griner ran the option to perfection, and the Seminoles, fighting a blinding sun and high altitude, couldn't keep pace.

After taking a 7-0 lead in the first four minutes of the game, the Seminoles allowed the Miners to tie the score late in the period. On the first play of the second quarter, Florida State fumbled on its own 24, and Texas Western needed only two plays to grab its first lead of the day. That touchdown came on a nifty run by Miner ace Jesse Whittenton.

Then, the flood gates opened. Tom Nugent's Seminoles made three more mistakes that led directly to Texas Western touchdowns, and the home-standing Miners eased into the locker room with a 34-7 advantage.

In the final half, the Miners ran the count to

Florida State Bowl Record

BOWL	W	L	T
All-American	1	0	0
Blockbuster	1	0	0
Bluegrass	0	1	0
Cigar	1	0	0
Citrus*	1	0	1
Cotton	1	0	0
Fiesta	2	2	0
Gator	5	0	1
Orange	3	4	0
Peach	1	1	0
Sugar	4	2	0
Sun	0	2	0
TOTAL	20	12	2

*Formerly the Tangerine Bowl

41-7 before the Tribe scored again. Quarterback Len Swantic led a third quarter drive sparked by a 43-yard touchdown pass to Tom Feamster. But Western wasted no time in countering that Seminole score. On the next kickoff, Bob Forrest raced 95 yards for the final Miner touchdown of the day.

The Seminoles were able to tack on a final tally in the fourth period. Harry Massey hit Bill Odom on a 16-yard pass play for the score.

SCORE BY QUARTERS

	1	2	3	4	F
FSU	7	0	6	7	20
TEP	7	27	13	0	47

SCORING SUMMARY

FSU — Massey 1-yard run (Graham kick)
 TEP — Rutledge 56-yard pass from Whittenton (Whittenton kick)
 TEP — Whittenton 7-yard run (kick failed)
 TEP — Bob Forrest 45-yard run (Whittenton kick)
 TEP — Dick Forrest 19-yard pass from Whittenton (Whittenton kick)
 TEP — Rutledge 16-yard pass from Whittenton (Whittenton kick)
 TEP — Bob Forrest 11-yard run (Whittenton kick)
 FSU — Feamster 57-yard pass from Swantic (kick blocked)
 TEP — Whittenton 2-yard run (kick failed)
 FSU — Odom 16-yard pass from Feamster (Graham kick)
 FSU — Parrish 4 yd. run (Morrical's kick failed)
 FSU — Strauss 3 yd. run (Morrical kick)
 FSU — Parrish 3 yd. run (Morrical's kick failed)



1958 Bluegrass Bowl Oklahoma

State 15
Florida State 6

LOUISVILLE, Ky. (Dec. 13, 1958) — A frantic fourth quarter comeback was not to be as Florida State couldn't fight off the bitter cold, and Oklahoma State went home with a 15-6 victory in the only Bluegrass Bowl ever played.

A crowd of just over 7,000 braved 10-degree weather for the first-ever meeting between the two schools. Players on both teams wore tennis shoes in an effort to combat the frozen turf. The Seminoles made their first national television appearance with a relatively obscure talent named Howard Cosell handling the broadcast.

Florida State got off to a good start, mounting two drives deep into OSU territory in the first quarter. Both times, the Seminoles came up empty-handed as field goal attempts from the 16 and 23 fell short.

Oklahoma State managed to dent the scoreboard early in the second quarter when halfback Duane Wood sprinted in from the Florida State 17.

Unable to get anything going in the second period, the Seminoles were forced to rely on defense. The last assault came in the final two

All-American cornerback Bobby Butler was one of the early greats at FSU under Bobby Bowden and he went on to play 11 years with Atlanta.





minutes of the half. The Cowboys drove inside the Florida State five, but on a fourth down play with 1:15 left, FSU's Ron Hinson stopped Forrest Campbell one foot from paydirt. That sent the clubs to the locker room with the score 7-0, OSU.

Early in the third period, the Seminoles did themselves in with a pair of fumbles. The second set up the Cowboys at the Florida State 39. It took 10 plays, but Wood finally scored his second touchdown. His two-point conversion catch made it 15-0. Florida State added a late score, but it was not enough as OSU claimed a 15-6 win.

SCORE BY QUARTERS

	1	2	3	4	F
FSU	0	0	0	6	6
OSU	0	7	8	0	15

SCORING SUMMARY

OSU - D. Wood 17 yd. run (J. Wood kick), 14:31

OSU - D. Wood 1 yd. run (D. Wood pass from Soergel), :07

FSU - Meyer 39 yd. pass from Majors (Prinzi run failed), 13:52

TEAM STATISTICS

	FSU	OSU
First Downs	12	23
Rushes - Yards	28-100	76-298
Passing Yards	185	77
Comp.-Att.-Int.	9-22-4	6-12-1
Plays-Total Offense	58-285	97-375
Punt Return Yards	2	0
Punts - Average	2-30	5-30
Fumbles - Lost	2-2	1-1
Interceptions - Yards	1-4	4-38
Penalties - Yards	3-25	6-65
Third Down Cov.	10-15	11-20

INDIVIDUAL STATISTICS

RUSHING: FSU - Pickard 14-44, Prinzi 7-30, Renn 2-13, Majors 3-12, Whitehead 1-1, McCormack 1-0; OSU - Campbell 26-130, D. Wood 17-81, Wiggins 12-59, Banfield 7-34, Rundele 3-7, Sewell 4-3, Wagner 1-1, Cross 1-(-5), Soergel 1-(-12).

PASSING: FSU - Majors 5-9-1-116, Prinzi 3-8-3-44, McCormack 1-4-0-25, Renn 0-1-0-0; OSU - Soergel 6-12-1-77.

RECEIVING: FSU - Romeo 3-62, Espenship 2-22, Renn 2-48, Meyer 1-39, Pasqual 1-14; OSU - Wiggins 2-38, D. Wood 2-23, Harkey 1-7, J. Wood 1-9.



**1965
Gator
Bowl**

**Florida State 36
Oklahoma 19**

JACKSONVILLE, Fla. (Jan. 2, 1965) — The brilliant passing combination of Steve Tensi and Fred Biletnikoff rewrote the Gator Bowl record book and gave the upstart Seminoles an impressive 36-19 victory over Oklahoma.

The Florida State victory will long be remembered as one of the greatest passing shows in college football history. Tensi completed 23-of-36

passes for 303 yards and five touchdowns while Biletnikoff hauled in 13 balls for 192 yards and four TDs. Both players signed professional contracts on the field at the completion of the game.

Oklahoma claimed the first break of the day as Tensi was intercepted in the first period. The Sooners marched to the Seminole 34, but on third down FSU defensive back Howard Ehler picked off an OU pass and sailed 63 yards for the game's initial touchdown. Later in the quarter, the Sooners came back to claim a 7-6 lead. That lead lasted only as long as it took the Tribe to move 90 yards.

Phil Spooner was instrumental in the drive and Tensi continued to pick apart the OU defense. From the 15, Tensi hit Biletnikoff for a 12-7 lead. Twice more before intermission, Tensi found Biletnikoff for touchdowns. The first score followed a George D'Ales-sandro fumble recovery, and the second came on a long drive against the clock. The halftime score was 24-7, FSU.

Early in the second half, Oklahoma recovered a Seminole fumble and cut the lead to 24-13, but as the third period drew to a close, the Seminoles executed an 82-yard drive. On the last play of the quarter, Tensi hit Don Floyd for the touchdown.

With 10 minutes left and the score 30-19, it was time for the Seminole defense to take over. The Sooners came up short on two late drives and

FSU finally tacked on its final TD - a 14-yard Tensi-to-Biletnikoff connection that made the final 36-19.

SCORE BY QUARTERS

	1	2	3	4	F
FSU	6	18	6	6	36
OK	7	0	6	6	19

SCORING SUMMARY

FSU - Ehler 69 yd. int. return (Spooner kick failed), 11:40

OK - Kennedy one yd. run (Metcalf kick), 1:53

FSU - Biletnikoff 15 yd. pass from Tensi (Tensi pass intercepted), 12:16

FSU - Biletnikoff 14 yd. pass from Tensi (Tensi pass failed), 6:23

FSU - Biletnikoff 9 yd. pass from Tensi (Tensi pass failed), :37

OK - Pannell one yd. run (Brown pass failed), 4:26

FSU - Floyd 15 yd. pass from Tensi (Tensi pass failed), :00

OK - Hart 95 yd. pass from Fletcher (Pannell pass failed), 11:22

FSU - Biletnikoff 6 yd. pass from Tensi (Spooner kick), 4:40

TEAM STATISTICS

	FSU	OK
First Downs	29	13
Rushes - Yards	39-217	27-209

FSU in Bowls Year-by-Year

SEASON	BOWL	OPPONENT	SCORE
1949	Cigar	Wofford	19- 6
1954	Sun	Texas Western	20-47
1958	Bluegrass	Oklahoma State	6-15
1964	Gator	Oklahoma	36-19
1966	Sun	Wyoming	20-28
1967	Gator	Penn State	17-17
1968	Peach	Louisiana State	27-31
1971	Fiesta	Arizona State	38-45
1977*	Tangerine	Texas Tech	40-17
1979*	Orange	Oklahoma	7-24
1980*	Orange	Oklahoma	17-18
1982*	Gator	West Virginia	31-12
1983*	Peach	North Carolina	28- 3
1984*	Citrus	Georgia	17-17
1985*	Gator	Oklahoma State	34-23
1986*	All-American	Indiana	27-13
1987*	Fiesta	Nebraska	31-28
1988*	Sugar	Auburn	13- 7
1989*	Fiesta	Nebraska	41-17
1990*	Blockbuster	Penn State	24-17
1991*	Cotton	Texas A&M	10- 2
1992*	Orange	Nebraska	27-14
1993*	Orange	Nebraska	18-16
1994*	Sugar	Florida	23-17
1995*	Orange	Notre Dame	31-26
1996*	Sugar	Florida	20-52
1997*	Sugar	Ohio State	31-14
1998*	Fiesta	Tennessee	16-23
1999*	Sugar	Virginia Tech	46-29
2000*	Orange	Oklahoma	2-13
2001*	Gator	Virginia Tech	30-17
2002*	Sugar	Georgia	13-26
2003*	Orange	Miami	14-16
2004*	Gator	West Virginia	30-18

*Under Bobby Bowden



After back-to-back Orange Bowls in 1979 and 80, FSU has advanced to a bowl game each year except following a 6-5 1981 season.



Passing Yards	303	209
Comp.-Att.-Int.	23-36-4	10-22-1
Plays-Total Offense	73-520	70-280
Punt Return Yards	4	1
Punts - Average	1-26	6-38
Fumbles - Lost	2-2	2-1
Interceptions - Yards	4-35	1-69
Penalties - Yards	7-52	3-35
Third Down Cov.	9-13	9-17

INDIVIDUAL STATISTICS

RUSHING: FSU - Green 2-10, Giardino 7-82, Spooner 27-125; **OK** - Kennedy 13-32, Ringer 7-41, Page 10(-22), L. Brown 7-17, Pannell 3-2, Mayhue 1-3, Fletcher 1-1.

PASSING: FSU - Tensi 23-36-303-4; **OK** - Page 7-15-92-1, Fletcher 3-7-117-0.

RECEIVING: FSU - Biletnikoff 13-192, Floyd 5-52, Giardino 2-14, Blankenship 1-12, Spooner 1-17, Dawson 1-16; **OK** - Hart 6-165, Ringer 1-17, Brown 2-15, Pannell 1-12.



1966 Sun Bowl

Wyoming 28
Florida State 20

EL PASO, Texas (Dec. 24, 1966) — Florida State's vaunted passing attack was not enough to overcome a stingy Wyoming defense, and the Seminoles lost 28-20 in their second try for a Sun Bowl title.

Though the Tribe got a couple of early breaks, it was the Cowboys who drew first blood. The initial score came on a Jim Kiick plunge, and the score stood 7-0 at the end of the first period. Florida State bounced back after Bill Moremen fell on a Vic Washington fumble to give FSU the ball at the Wyoming 49. From there, Kim Hammond found Ron Sellers for the tying touchdown.

The Seminoles managed to grab the lead shortly before halftime. This time Hammond hit T.K. Wetherell behind the Cowboy secondary for a 54-yard scoring strike. At the half, Florida State led 14-7.

It didn't take long for the Cowboys to tie the score. Early in the second half, Wyoming quarterback Rick Egloff found Jerry Marion for a 39-yard touchdown. Late in the third quarter, Wyoming went ahead to stay. Kiick, who gained 135 yards on 23 carries, rambled 43 yards to give the Cowboys a 21-14 lead.

Florida State made a last-ditch attempt to regain a part of the lead as time ticked away in the final quarter. Hammond hit Sellers in Wyoming territory. As the lanky receiver was hit, he fumbled the ball and it was recovered by teammate Chip Glass at the Cowboy five.

But the tenacious Wyoming defense held in the final three minutes. Wyoming used a pair of 15-yard penalties and the running of Kiick to drive to the FSU 14 in the waning minutes. Egloff scampered into the end zone for the final Cowboy touchdown and the 28-14 win.

SCORE BY QUARTERS

	1	2	3	4	F
FSU	0	14	0	6	20
WYO	7	0	14	7	28

SCORING SUMMARY

WYO - Kiick one yd. run (DePoyster kick), 4:43
FSU - Sellers 49 yd. pass from Pajcic (Loner kick), 5:21
FSU - Wetherell 58 yd. pass from Hammond (Loner kick), 1:39
WYO - Marion 39 yd. pass from Egloff (DePoyster kick), 12:48
WYO - Kiick 43 yd. run (DePoyster kick), 10:46
WYO - Egloff one yd. run (DePoyster kick), 2:42
FSU - Sellers 23 yd. pass from Hammond (Hammond pass failed), 1:09

TEAM STATISTICS

	FSU	WYO
First Downs	13	14
Rushes - Yards	31-21	42-229
Passing Yards	293	135
Comp.-Att.-Int.	17-35-2	9-27-0
Plays-Total Offense	67-272	69-364
Punt Return Yards	23	42
Punts - Average	9-40	8-37.3
Fumbles - Lost	4-2	3-2
Interceptions - Yards	2-28	0-0
Penalties - Yards	10-102	4-50
Third Down Cov.	3-16	4-16

INDIVIDUAL STATISTICS

RUSHING: FSU - Pajcic 4-23, Moreman 13-11, Mankins 6-10, Green 4-4, Wetherell 1-19, Hammond 3-4; **WYO** - Egloff 5-42, Kiick 25-135, Grant 1-4, Klacking 5-32, Hamton 6-16.

PASSING: FSU - Pajcic 8-19-78-1, Hammond 9-15-205-1, Moreman 1-0-0-0; **WYO** - Egloff 9-26-135-0, Tosacano 0-1-0-0.

RECEIVING: FSU - Sellers 6-160, Fenner 1-11, Wetherell 2-66, Glass 1-7, Cox 2-6, Fenwick 1-9, Taylor 2-33, Moreman 1-1, Mankins 1-3; **WYO** - Kiick 4-42, Washington 1-21, Davenport 1-9, Marion 3-63.



1967 Gator Bowl

Florida State 17
Penn State 17

JACKSONVILLE, Fla. (Dec. 30, 1967) — Penn State jumped out to a commanding 17-point halftime lead before Florida State battled back in the second half to gain an exciting 17-17 tie.

The Seminoles received the opening kickoff, but their opening drive stalled at the Penn State 25. The Lions fumbled after one play, but an interception gave them the ball back, and they scored first on a 27-yard field goal by Tom Sherman in the closing minutes of the first quarter.

Late in the second period, Sherman passed 10 yards to Jack Curry for a touchdown. He came back to hit All-America tight end Ted Kwalick with seconds remaining in the half. The Seminoles were completely stopped before intermission as Penn State's defense kept Kim Hammond and his mates at bay.

The momentum changed in the second half, however. Penn State received the kick but was forced to punt. The Tribe drove quickly to the Lion one, but couldn't score. On the next series, the Lions gambled on fourth down at their own 15, and the Seminole defense held. Three plays later, Hammond passed to Ron Sellers for Florida State's first score.

When Lion halfback Charlie Pittman fumbled the ball on the kickoff, the Seminoles were back in business at the Penn State 22. Passes to Sellers and Bill Moremen moved the ball to the one. From there, Hammond took it on himself to cut the lead to 17-14.

With just over a minute to play in the game, Hammond directed a picture-perfect drive from the FSU 31 to the Penn State 15. There, Florida State was faced with a fourth-and-five situation with 17 seconds remaining. Coach Bill Peterson decided to go for the sure three points and a tie rather than risk a 17-14 loss. Grant Guthrie booted the field goal and the 1967 Gator Bowl had co-champions.

SCORE BY QUARTERS

	1	2	3	4	F
FSU	0	0	14	3	17
PSU	3	14	0	0	17

SCORING SUMMARY

PSU - Sherman 27 yd. field goal, 2:32
PSU - Curry 9 yd. pass from Sherman (Sherman kick), 4:42
PSU - Kwalick 12 yd. pass from Sherman (Sherman kick), :50
FSU - Sellers 20 yd. pass from Hammond (Guthrie kick), 3:50
FSU - Hammond one yd. run (Guthrie kick), 2:49
FSU - Guthrie 26 yd. field goal, :15

TEAM STATISTICS

	FSU	PSU
First Downs	12	23
Rushes - Yards	26-55	36-175
Passing Yards	363	69
Comp.-Att.-Int.	38-55-4	6-19-3
Plays-Total Offense	81-418	55-244
Punt Return Yards	35	4
Punts - Average	4-30	7-40
Fumbles - Lost	1-0	3-2
Interceptions - Yards	3-23	4-55
Penalties - Yards	4-40	1-5
Third Down Cov.	8-18	3-14

INDIVIDUAL STATISTICS


RUSHING: FSU - Hammond 9(-9), Green 12-27, Gunter 2-15, Moreman 3-22; **PSU** - Sherman 6-24, Pittman 19-124, Lucyk 7-12, Kwalick 1-7, Grimes 3-8.

PASSING: FSU - Hammond 37-53-362-4, Cheshire 1-1-0, Moreman 0-1-0-0; **PSU** - Sherman 6-19-69-3.

RECEIVING: FSU - Sellers 14-145, Fenner 8-87, Moreman 12-106, Taylor 1-11, Glass 1-11, Green 2-3; **PSU** - Kwalick 2-25, Curry 2-22, Lucyk 2-22.

Sam Cowart earned first team All-ACC honors and was eventually tabbed a consensus All-American after bouncing back from knee surgery.





1968 Peach Bowl

Louisiana State 31
Florida State 27

ATLANTA, Ga. (Dec. 30, 1968)— Competing in its fourth consecutive bowl game, Florida State couldn't outscore Louisiana State and the Seminoles fell 31-27 in a soggy game that initiated Atlanta's Peach Bowl.

The Seminoles were considered a slight favorite going into the game. But as the teams took the field for pre-game warmups, rain began to fall and didn't let up until the final minutes of the contest played at Georgia Tech's Grant Field.

Despite the rain, the Seminoles wasted little time getting on the scoreboard. LSU won the toss, but the Tigers bobbled the ball on the kickoff and FSU's John Crowe pounced on it at the Tiger 36. Tom Bailey swept around right end on the game's first play from scrimmage and went all the way for the touchdown.

That was the only score of the first period, however, as heavy rain hampered both teams. In the first quarter, the Seminoles recovered two more LSU fumbles and intercepted a Tiger pass.

Early in the second quarter, Bill Cappleman capped a 75-yard drive with a 21-yard touchdown pass to Bill Gunter to give the Tribe a 13-0 lead. LSU's first score came midway through the second period on a 39-yard punt return. The Tigers added a 32-yard field goal in the waning minutes of the half to cut the Seminole lead to 13-10 at intermission.

The Tigers came roaring back in the third quarter, scoring a pair of touchdowns to take a 24-13 lead. But the Seminoles were not finished. A fourth quarter Cappleman-to-Sellers pass brought Florida State within five. With 6:15 left in the game, FSU went on top 27-24 on a Sellers catch and a two-point conversion pass from Cappleman to Chip Glass.

The Seminole lead was short-lived as LSU drove for the winning touchdown with 2:39 left in the game. The Tribe's last-ditch effort fell short when a fourth down pass intended for Sellers was tipped away in the final moments, leaving Florida State on the short end of a 31-27 score.

SCORE BY QUARTERS

	1	2	3	4	F
FSU	7	6	0	14	27
LSU	0	10	14	7	31

SCORING SUMMARY

FSU — Bailey 36 yd. run (Guthrie kick)
 FSU — Gunter 75 yd. pass from Cappleman (Guthrie kick failed)
 LSU — Burns 39 yd. punt return (Lumpkin kick)
 LSU — Lumpkin 32 yd. field goal
 LSU — Hamlett 11 yd. pass from Hillman (Lumpkin kick)
 LSU — Stobler 11 yd. pass from Hillman (Lumpkin kick)
 FSU — Sellers 7 yd. pass from Cappleman (Cappleman pass failed)

FSU — Sellers 4 yd. pass from Cappleman (Glass pass from Cappleman)
 LSU — LeBlanc 3 yd. run (Lumpkin kick)

TEAM STATISTICS

	FSU	LSU
First Downs	19	22
Rushes - Yards	34-92	43-151
Passing Yards	221	233
Comp.-Att.-Int.	21-41-1	17-30-1
Plays-Total Offense	75-313	73-384
Punt Return Yards	2-8	6-37
Punts - Average	9-34.6	4-41.5
Fumbles - Lost	1-0	5-4
Interceptions - Yards	1-0	1-0
Penalties - Yards	8-90	7-70

INDIVIDUAL STATISTICS

RUSHING: FSU - Bailey 11-75, Gunter 8-30, Gilman 5-9, Pederson 1-3, Cappleman 9-(-17); LSU - LeBlanc 14-97, Matte 5-20, Allen 7-17, Nenfield 5-14, Hillman 3-12, Haynes 7-(-4), West 1-(-5), Smith 1-0.

PASSING: FSU - Cappleman 21-41-221-1; LSU - Hillman 16-29-229-1, Haynes 1-1-4-0.

RECEIVING: FSU - Bailey 4-16, Gunter 1-21, Gilman 2-17, Pederson 2-25, Sellers 8-75, Abaira 2-25, Tyson 1-31, Glass 1-12; LSU - Matte 1-4, Nenfield 2-26, West 2-144, Morel 6-103, Stober 4-62, Hamlett 2-24.



1971 Fiesta Bowl

Arizona State 45
Florida State 38

TEMPE, Ariz. (Dec. 27, 1971) — In one of the most dazzling offensive shows in bowl history, Arizona State scored with 34 seconds left in the game to capture the first ever Fiesta Bowl, 45-38, before over 51,000 partisan fans in Sun Devil Stadium.

Florida State's initial drive stalled, and Arizona State wasted no time in grabbing a 7-0 lead. FSU's Barry Smith brought the kickoff back 49 yards, and like lightning, Gary Huff and his mates tied the score. Huff's passes put the Tribe at the one, and Paul Magalski got the touchdown.

Thirty-two points went on the board in the second quarter. The locals drew first blood, but a field goal by Frank Fontes moved the Seminoles within one at 14-13 as the momentum seemed to swing to Florida State. The Seminoles raced 63 yards on their next drive and added a two-point conversion to lead 21-14. With just over two minutes left in the half, ASU's Danny White hit Steve Holden on a 55-yard scoring pass to tie the game at 21.

At that point, the Seminoles proved they had come to play. Huff put on a brilliant passing display, hitting Kent Gaydos for 46 yards to the Sun Devil 10. With time running out in the half, Rhett Dawson snared his second touchdown pass of the day to give the Tribe a 28-21 halftime lead.

The third quarter was all Arizona State. Holding the ball almost the entire quarter, the Sun Devils

put 10 points on the board and led 31-28 heading into the final stanza.

Early in that last quarter, Florida State culminated a 75-yard drive with a field goal to tie the game at 31. On an exchange of punts, Holden hurt the Seminoles again. This time, he returned a Duane Carrell punt 63 yards for a touchdown. Florida State came back to tie the game again when Dawson made a sensational touchdown grab between two defenders with 4:44 left in the contest.

ASU's final drive resulted in a Woody Green touchdown with 34 seconds left to break the tie and provide the final margin.

SCORE BY QUARTERS

	1	2	3	4	F
FSU	10	18	0	10	38
ASU	7	14	10	14	45

SCORING SUMMARY

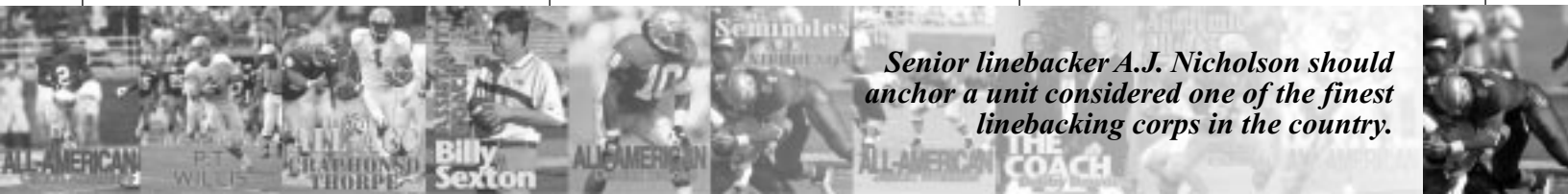
ASU - Demery 21 yd. pass from White (Ekstrand kick), 9:47
 FSU - Magalski one yd. run (Fontes kick), 8:13
 FSU - Fontes 30 yd. field goal, 3:23
 ASU - Green one yd. run (Elstrand kick), 13:34
 FSU - Fontes 25 yd. field goal, 7:35
 FSU - Dawson 14 yd. pass from Gaydos through Huff (Dawson pass from Huff), 5:07
 ASU - Holden 54 yd. pass from White (Ekstrand kick), :49
 FSU - Dawson 10 yd. pass from Huff (Fontes kick), :11
 ASU - Ekstrand 34 yd. field goal, 8:25
 ASU - Green two yd. run (Ekstrand kick), 1:32
 FSU - Fontes 42 yd. field goal, 13:16
 ASU - Holden returns Carrell's kick (Ekstrand kick), 6:07
 FSU - Dawson 25 yd. pass from Huff (Fontes kick), 4:44
 ASU - Green two yd. run (Ekstrand kick), :34

TEAM STATISTICS

	FSU	ASU
First Downs	20	22
Rushes - Yards	34-72	56-200
Passing Yards	361	250
Comp.-Att.-Int.	26-47-2	15-30-0
Plays-Total Offense	81-433	86-450
Punt Return Yards	16	107
Punts - Average	7-42	6-37
Fumbles - Lost	2-0	5-2
Interceptions - Yards	0-0	2-0
Penalties - Yards	8-91	4-37
Time of Possession	27:38	32:22
Third Down Cov.	6-17	11-19

INDIVIDUAL STATISTICS

RUSHING: FSU - Jarrett 8-48, Magalski 17-42, Munroe 5-8, Smith 1-13, Huff 3-39; ASU - Green 24-101, White 11-18, Malone 17-60, Holden 3-21.
PASSING: FSU - Huff 25-46-347-2, Gaydos 1-1-14-0; ASU - White 15-30-250-0.
RECEIVING: FSU - Jarrett 2-6, Dawson 8-108, Smith 8-143, Gaydos 5-101, Munroe 1-13, Magalski 1-9, Parris 1-7; ASU - Demery 4-55, Holden 2-66, Beverly 3-33, Petty 4-50, Green 2-46.



Senior linebacker A.J. Nicholson should anchor a unit considered one of the finest linebacking corps in the country.



1977 Tangerine Bowl

Florida State 40 Texas Tech 17

ORLANDO, Fla. (Dec. 23, 1977) — Florida State, making its first bowl appearance in seven years, demolished Texas Tech 40-17 in the 32nd Tangerine Bowl.

A record-breaking crowd of 44,502 witnessed almost total domination by the Seminoles, who became the first major college football team in Florida to win 10 games in a season.

FSU jumped ahead at 5:50 of the opening quarter on a 23-yard Dave Cappelen field goal. It stayed that way until Mike Mock of Texas Tech evened the count with a 24-yarder early in the second period. A 93-yard kickoff return by Larry Key following the Tech field goal gave the Seminoles the lead for good.

Later in the second quarter, Tribe quarterback Jimmy Jordan found tight end Grady King on a 37-yard scoring pass that boosted the FSU lead to 16-3 at intermission.

The Seminoles continued to add to their cushion in the third quarter. First, Jordan found Mike Shumann with a 40-yard scoring toss. Next, Cappelen booted a 22-yard field goal that made the Florida State lead 27-3.

Tech scored with 7:46 remaining in the quarter on a 44-yard pass, making the score 27-9. The count remained that way until Wally Woodham found Roger Overby on a 15-yard touchdown pass to increase the Seminole lead.

Neither team was through yet. Tech came back on a 21-yard touchdown run by Billy Taylor; with just 48 seconds remaining, FSU completed the scoring on a 44-yard pass from Woodham to Chip Sanders.

SCORE BY QUARTERS

	1	2	3	4	F
FSU	3	13	11	13	40
TT	0	3	6	8	17

SCORING SUMMARY

FSU - Cappelen 23 yd. field goal, 5:50
 TT - Mock 24 yd. field goal, 10:24
 FSU - Key 93 yd. kickoff return (Cappelen kick), 9:37
 FSU - Overby 37 yd. pass from Jordan (Cappelen kick failed), 3:55
 FSU - Shumann 40 yd. pass from Jordan (King pass from Jordan), 12:30
 FSU - Cappelen 22 yd. field goal, 9:13
 TT - Nelson 44 yd. pass from Allison (Allison pass failed), 7:46
 FSU - Overby 15 yd. pass from Jordan (Cappelen kick), 3:39
 TT - Taylor 21 yd. run (Taylor pass from Allison), 2:01
 FSU - Sanders 44 yd. pass from Woodham (Cappelen kick), :48

TEAM STATISTICS

	FSU	TT
First Downs	22	21

Rushes - Yards	37-85	44-99
Passing Yards	455	279
Comp.-Att.-Int.	25-35-0	18-28-2
Plays-Total Offense	72-540	72-378
Punt Return Yards	5	11
Punts - Average	3-35.6	7-29.6
Fumbles - Lost	2-2	3-2
Interceptions - Yards	2-4	0-0
Penalties - Yards	10-130	3-50
Third Down Cov.	4-8	5-18

INDIVIDUAL STATISTICS

RUSHING: FSU - Key 21-83, Lyles 10-36, Stockstill 1-5, Jordan 3(-19), Shumann 1(-14), Kennedy 1(-6); TT - Taylor 19-60, Allison 13-1, Julian 4-8, Adkins 2-7, Hadnot 3-15, Nelson 1-8, Orr 1-6, Bailey 1(-6).

PASSING: FSU - Jordan 18-25-311-0, Woodham 7-10-144-0, Stockstill 0-0-0-0; TT - Allison 17-27-243-2, Taylor 1-1-36-0.

RECEIVING: FSU - Key 6-100, King 6-85, Overby 4-64, Shumann 4-99, Unglaub 2-39, Lyles 2-24, Sanders 1-44; TT - Taylor 5-34, Nelson 4-99, Hadnot 4-62, Williams 3-57, Adkins 1-20, Julian 1-13.



1980 Orange Bowl

Oklahoma 24 Florida State 7

MIAMI, Fla. (Jan. 1, 1980) — Julius Caesar Watts and Heisman Trophy winner Billy Sims each rushed for more than 100 yards, and the Sooner defense held Florida State to 182 total yards as Oklahoma defeated Florida State 24-7 in the 46th Annual Orange Bowl Classic.

For 17 minutes, it appeared Florida State would see its dream of a 12-0 season and possible national championship come true as it took a 7-0 lead on Mike Whiting's one-yard touchdown run in the first quarter.

FSU had a chance to double its lead moments later. OU punter Fred Keeling's kick was blocked by Seminole corner-back Bobby Butler and recovered on the Oklahoma 17 by Keith Jones.

After a first down, FSU failed to gain more than two yards on three tries. Rick Stockstill fumbled a snap from center on an attempted field goal try as Oklahoma stopped the FSU drive and gained possession at its 19.

Following a 25-yard pickup by Sims and a sack by James Gilbert, Watts kept the ball on a sweep to the right and ran 61 yards for a score.

Watts' run was a sample of things to come for the Seminoles. Following the kickoff, Jimmy Jordan's first pass was picked off by Bud Herbert, who would intercept three passes on the night, and returned to the Seminole 10. Two plays later, Stanley Wilson got the call from the five and rambled in for the score and a 14-7 Sooner lead.

Fred Keeling made it 17-7 at the half with a 24-yard field goal, and the Sooners were on their way to victory.

The remainder of the game was a defensive standoff until Sims took a lateral from Watts and

raced 22 yards into the Seminole end zone at 7:13 of the fourth quarter.

For the game, Sims gained 164 yards on 24 carries and Watts tallied 127 yards on 15 attempts. FSU was outgained in the game by a 447-182 margin.

SCORE BY QUARTERS

	1	2	3	4	F
FSU	7	0	0	0	7
Oklahoma	0	17	0	7	24

SCORING SUMMARY

FSU - Whiting one yd. run (Cappelen kick), 3:24
 OK - Watts 61 yd. run (Keeling kick), 11:35
 OK - Wilson 5 yd. run (Keeling kick), 10:59
 OK - Keeling 24 yd. field goal, 3:08
 OK - Sims 22 yd. run on a lateral from Watts (Keeling kick), 1:58

TEAM STATISTICS

	FSU	OK
First Downs	12	23
Rushes - Yards	35-82	59-411
Passing Yards	100	36
Comp.-Att.-Int.	8-27-3	2-4-0
Plays-Total Offense	62-182	63-447
Punt Return Yards	19	75
Punts - Average	9-42.2	4-25
Fumbles - Lost	1-0	5-4
Interceptions - Yards	0-0	3-25
Penalties - Yards	4-20	3-27.5
Time of Possession	27:22	32:38
Third Down Cov.	6-17	9-14

INDIVIDUAL STATISTICS

RUSHING: FSU - Woodham 2-7, Jordan 3(-6), Platt 3-8, Lyles 13-40, Whiting 13-40, Stockstill 1(-7); OK - Watts 15-127, Phelps 2-3, Sims 24-164, Winters 1-25, Overstreet 9-29, Wilson 9-48, Ledbetter 1-10, McKim 1-5.

PASSING: FSU - Jordan 6-16-76-1, Woodham 2-11-24-2; OK - Watts 2-4-36-0.

RECEIVING: FSU - Platt 1-22, Lyles 1-9, Whiting 1-4, Johnson 1-17, King 2-24, Childers 2-24; OK - Nixon 2-36.



1981 Orange Bowl

Oklahoma 18 Florida State 17

MIAMI, Fla. (Jan. 1, 1981) — Oklahoma was not supposed to be able to pass. But that's what it took for the Sooners to beat Florida State in the 1981 Orange Bowl. With time running out and the Seminoles leading 17-10, J.C. Watts — a swift quarterback who led a notorious Oklahoma running game — drilled an 11-yard touchdown pass to split end Steve Rhodes with 1:27 remaining.

Going for the win on the conversion, Watts rolled to his right and hit tight end Steve Valora to give the Sooners an 18-17 win over upset-minded Florida State in the 47th Annual Orange Bowl Classic.

A Florida State fumble recovery and a missed field goal kept Oklahoma off the board in the first

Travis Minor was a rare four-year starter for the Seminoles and the All-ACC tailback still ranks third on FSU rushing records with 3,218 yards.





quarter, and FSU took the lead when Ricky Williams capped a 70-yard touchdown drive with a one-yard plunge. Bill Capece converted and the Seminoles led by seven.

The score remained the same until OU's Fred Keeling hit a 53-yard field goal with two seconds remaining in the half.

Oklahoma took the second half kickoff and marched 78 yards for a touchdown and a 10-7 lead. On second and goal from the FSU four, halfback David Overstreet took a pitchout to the right and scored easily.

On the following series, FSU drove from its own 20 to the Oklahoma 27, only to watch Capece's 44-yard field goal attempt sail right. The Seminoles recovered a Watts fumble three plays later. This time Capece's field goal from 19 yards was good, and the score was tied at 10.

With 13 minutes left in the game, Keeling dropped back to his own 18 to punt. The snap sailed through his hands and into the end zone, where Bobby Butler recovered for a touchdown and a 17-10 Seminole lead.

The teams traded punts and Oklahoma took over on its own 22-yard line, trailing by seven with 3:30 on the clock. Then, Watts abandoned the forte of the Sooner offense — running — and went to the air.

On third-and-nine from the OU 23, Watts hit Rhodes with a 42-yard pass to the FSU 35. Then Chet Winters hauled in a 14-yard pass to the Florida State 21 for another first down.

After a 10-yard scramble by Watts, the senior quarterback found Rhodes in the end zone for the touchdown.

Two completed passes gave Florida State the ball on the Oklahoma 45 with just five seconds remaining. Capece attempted to give Florida State the win with a 62-yard field goal, but the attempt fell six yards short and the Seminoles had lost to the Sooners in the Orange Bowl for the second straight year.

SCORE BY QUARTERS

	1	2	3	4	F
FSU	0	7	3	7	17
OK	0	3	7	8	18

SCORING SUMMARY

FSU - R. Williams 10 yd. run (Capece kick), :49
 OK - Keeling 53 yd. field goal, :00
 OK - Overstreet 4 yd. run (Keeling kick), 8:59
 FSU - Capece 19 yd. field goal, :13
 FSU - Butler recovers fumble in endzone (Capece kick), 11:07
 OK - Rhodes 11 yd. pass from Watts (Valora pass from Watts), 1:27

TEAM STATISTICS

	FSU	OK
First Downs	23	18
Rushes - Yards	60-212	55-156
Passing Yards	51	128
Comp.-Att.-Int.	11-15-0	7-12-0
Plays-Total Offense	75-263	67-284
Punt Return Yards	34	84
Punts - Average	4-42.5	2-37
Fumbles - Lost	1-0	7-5
Interceptions - Yards	0-0	0-0
Penalties - Yards	5-58	4-32
Time of Possession	33:28	26:32
Third Down Cov.	8-17	8-16

INDIVIDUAL STATISTICS

RUSHING: FSU - Stockstill 14-9, Whiting 9-55, Platt 17-45, Unglaub 1-4, R. Williams 19-99; **OK**- Watts 25-48, Winters 1-4, Rhymes 12-29, W. Ledbetter 3-9, Overstreet 4-42, J. Ledbetter. 3-31, Wilson 5-25, Shepard 1-1.

PASSING: FSU - Stockstill 11-51-51-0; **OK** - Watts 7-12-128-0.

RECEIVING: FSU - Childers 2-12, H. Johnson 2-1, Whiting 3-6, McKinnon 1-8, Platt 1-3, R. Williams 2-27; **OK** - Valora 2-47, Rockford 1-11, Overstreet 1-7, Rhodes 2-53, Winters 1-14.



**1982
Gator
Bowl**

**Florida State 31
West Virginia 12**

JACKSONVILLE, Fla. (Dec. 30, 1982) — Greg Allen rambled for 138 yards and two scores, while surprise starter Blair Williams threw for 202 yards and another touchdown as Florida State upset West Virginia 31-12 in the 38th Annual Gator Bowl.

Allen, who was named MVP, scored twice in the third quarter to break open a tight game and give the Seminoles a 31-6 lead entering the final period.

The victory lifted the Seminoles' record to 9-3 on the year, and gave FSU Head Coach Bobby Bowden a win in his first encounter against the Mountaineers — the team he coached from 1970-75.

Florida State drew first blood in the game — taking a 3-0 lead on a 20-yard field goal by Philip Hall with 3:30 remaining in the first quarter. Frustrated by a blocked field goal attempt on the first drive of the game, the Mountaineers came back to tie the game early in the second stanza when All-American Paul Woodside hit a 48-yard field goal.

The Seminoles took the lead for good on the next play. Picking up Woodside's kickoff on the five, Billy Allen started up the middle and then broke to his left — eventually going 95 yards for a touchdown, a Gator Bowl record, and a 10-3 FSU lead.

West Virginia added a field goal to cut the lead to 10-6, but Williams led FSU on a 63-yard touchdown drive with under one minute to play in the half.

With just 15 seconds remaining and the ball on the 27, Williams lofted a pass into the right corner of the end zone, where Dennis McKinnon went high over two WVU defenders to make a spectacular catch and give the Seminoles a 17-6 intermission lead.

The third quarter belonged to Greg Allen. Carrying the ball just five times, the sophomore tailback logged 52 yards and a pair of touchdowns.

Florida State's defense, which was in the face of WVU quarterback Jeff Hostetler all night, controlled the final period.

FSU held Hostetler to 10 completions in 28 attempts for 118 yards and two interceptions, while the Seminole offense was busy piling up 451 yards

of total offense against a WVU defense ranked in the top 10 nationally.

SCORE BY QUARTERS

	1	2	3	4	F
FSU	3	14	14	0	31
WVU	0	6	0	6	12

SCORING SUMMARY

FSU - Hall 20 yd. field goal, 3:30
 WVU - Woodside 48 yd. field goal, 14:14
 FSU - B. Allen 95 yd. kick off return, :20
 WVU - Woodside 34 yd. field goal, 1:13
 FSU - McKinnon 27 yd. pass from Williams (Hall kick), :15
 FSU - G. Allen 29 yd. run (Hall kick), :15
 FSU - G. Allen 1 yd. run (Hall kick), 3:36
 WVU - Miller 26 yd. pass from White (White pass failed), :51

TEAM STATISTICS


	FSU	WVU
First Downs	23	22
Rushes - Yards	34-259	41-155
Passing Yards	202	208
Comp.-Att.-Int.	16-32-1	14-34-2
Plays-Total Offense	68-461	75-363
Punt Return Yards	9	82
Punts - Average	4-36.8	4-30.5
Fumbles - Lost	1-0	2-0
Interceptions - Yards	2-23	1-0
Penalties - Yards	11-100	5-57
Time of Possession	27:10	32:50
Third Down Cov.	3-12	7-17

INDIVIDUAL STATISTICS

RUSHING: FSU - Lowery 1-(-9), B. Williams 2-7, G. Allen 15-138, R. Williams 10-35, C. Jones 1-1, Burnett 1-1, McKinnon 1-65, B. Allen 3-21; **WVU** - Hostetler 9-24, 2-(-17), Gray 10-27, Wolfley 7-32, Walczak 7-30, Beck 4-7, Mullen 2-42.

PASSING: FSU - Lowery 0-1-0-0, B. Williams 16-30-202-1, H. Jones 0-1-0-0; **WVU** - Hostetler 10-28-118-2, White 4-6-90-0.

RECEIVING: FSU - G. Allen 1-15, Burnett 1-13, Bowden 1-8, McKinnon 2-36, Mobley 4-34, H. Jones 3-29, R. Williams 2-26, Thompson 2-41; **WVU** - Gray 2-12, Miller 5-100, Mullen 1-5, Rough 4-60, Brown 1-18, Hollins 1-13.



**1983
Peach
Bowl**

**Florida State 28
North Carolina 3**

ATLANTA, Ga. (Dec. 28, 1983) — Making his first career start, Eric Thomas fired a pair of first-quarter touchdown passes to lead the Seminoles to a stunning 28-3 win over North Carolina in the 16th Annual Peach Bowl.

Thomas, a third-year sophomore who played sparingly during the year, led FSU on two long scoring drives on the Seminoles' first two possessions. On the first drive, Thomas directed a nine-play, 62-yard march from the Florida State 38. The drive ended when he found Weegie Thompson in the right corner of the end zone from 15 yards out

Kevin Steele made several coaching stops before his arrival at Florida State, including the University of Nebraska and the Carolina Panthers.





for the touchdown.

Following a strong defensive effort that forced a Tar Heel punt after three downs, Thomas took over again. Displaying veteran composure in eluding a UNC blitz, he found Thompson again with an 18-yard scoring pass to give FSU a 14-0 lead.

The Seminoles stretched their lead to 21-0 before the intermission. Midway through the second quarter, Pete Pantan fell on a fumbled punt return at the UNC 16. Rosie Snipes scored on a one-yard run for a three touchdown lead at the half.

Defensive MVP Alphonso Carreker led the Seminoles, who held the Tar Heel running attack to only 32 net yards. In the game, UNC managed only 198 yards of total offense.

In the second half, the Seminoles used a ball control offense to account for 265 yards on the ground, stopping any hopes of a Carolina comeback. Greg Allen and Cletis Jones led FSU's assault, piling up a combined 176 yards on 37 carries.

Florida State scored its last touchdown on a one-yard run by Thomas, after the Seminoles used an 11-play, 88-yard drive to eat up all but 31 seconds of the fourth quarter clock. Thomas' two touchdown passes and running off the option earned him offensive MVP honors.

SCORE BY QUARTERS

	1	2	3	4	F
FSU	14	7	0	7	28
UNC	0	0	0	3	3

SCORING SUMMARY

- FSU - Thompson 15 yd. pass from Thomas (Hall kick), 11:01
- FSU - Thompson 18 yd. pass from Thomas (Hall kick), 7:06
- FSU - Snipes 1 yd. run (Hall kick), 6:25
- UNC - Barwick 36 yd. field goal, 10:22
- FSU - Thomas 1 yd. run (Hall kick), :31

TEAM STATISTICS

	FSU	UNC
First Downs	23	16
Rushes - Yards	59-265	26-32
Passing Yards	99	166
Comp.-Att.-Int.	7-13-1	18-40-0
Plays-Total Offense	72-364	66-198
Punt Return Yards	9	0
Punts - Average	6-38.8	6-45.2
Fumbles - Lost	3-0	4-1
Interceptions - Yards	0-0	1-0
Penalties - Yards	6-34	7-60
Time of Possession	33:48	26:12
Third Down Cov.	7-13	2-14

INDIVIDUAL STATISTICS

- RUSHING:** FSU - Allen 17-97, Jones 20-79, Thomas 13-41, Snipes 8-37, Hester 1-11; UNC - Horton 9-30, Anthony 9-27, Littlejohn 2-5, Jones 1-(-2), Griffin 1-(-9), Stankavage 4-(-19).
- PASSING:** FSU - Thomas 7-13-99-1; UNC - Stankavage 17-39-150-0, Anthony 1-1-0-0.
- RECEIVING:** FSU - Pantan 3-48, Thompson 2-33, Allen 2-18; UNC - Winfield 4-55, Franklin 3-34, Anthony 3-17, Horton 3-11, Smith 2-21, Stankavage 1-16, Griffin 1-11, Littlejohn 1-1.



1984 Citrus Bowl

Florida State 17
Georgia 17

ORLANDO, Fla. (Dec. 21, 1984) — Florida State's ninth blocked punt of the season led to a late score and enabled FSU to escape with a 17-17 tie with Georgia in front of 51,821 fans in the Florida Citrus Bowl.

Leading 17-9 with 3:58 left, Georgia punter Chip Andrews dropped back to receive the snap when FSU's Lenny Chavers burst through the middle of the Bulldog line to block the punt. Special teams phenom Joe Wessel scooped up the loose ball and returned it 14 yards for his fourth touchdown of the season off a blocked kick.

Florida State fell behind 14-0 at the half, and needed the blocked punt to earn the tie. The Bulldogs had taken control in the second quarter, scoring on runs of two and four yards by running back Lars Tate, who gained 75 yards and was named Offensive Player of the Game.

Tate's second touchdown was set up by cornerback Kevin Harris, who picked off an Eric Thomas pass and returned it 18 yards to the FSU 13 with 1:22 remaining in the first half.

Florida State got on track early in the third quarter, marching 67 yards with the second half kickoff to set up a 32-yard field goal by Derek Schmidt.

The Seminoles' next score came with 14:12 left in the game when Tony Smith, who finished the day with 68 yards on 10 carries, scored from the one.

Held to 134 yards of total offense, Georgia scored its only points of the second half on a 36-yard field goal by Kevin Butler in the fourth quarter. The FSU defense was led by linebacker Henry Taylor and safety Billy Allen, both of whom registered 11 tackles.

While the defense had success stopping the Georgia offensive attack, Florida State's offense sputtered throughout the game.

Georgia did mount a late scoring threat when it took possession of the ball on the Florida State 46-yard line with 21 seconds left. After two incomplete passes, the Bulldogs lined up to attempt a 70-yard field goal by All-American Butler, whose attempt fell just short as time expired.

SCORE BY QUARTERS

	1	2	3	4	F
FSU	0	0	3	14	17
Georgia	0	14	0	3	17

SCORING SUMMARY

- UGA - Tate 4 yd. run (Butler kick), 5:26
- UGA - Tate 2 yd. run (Butler kick), 1:08
- FSU - Schmidt 32 yd. field goal, 10:26
- FSU - Smith 1 yd. run (Thomas run failed), 14:21
- UGA - Butler 36 yd. field goal, 12:10
- FSU - Wessel 14 yd. punt return (Holloman run), 3:58

TEAM STATISTICS

	FSU	UGA
First Downs	18	15
Rushes - Yards	42-161	49-189
Passing Yards	85	178
Comp.-Att.-Int.	10-27-2	9-18-1
Plays-Total Offense	69-246	67-367
Punt Return Yards	62	4
Punts - Average	8-38.6	8-37.1
Fumbles - Lost	3-1	5-1
Interceptions - Yards	1-0	2-18
Penalties - Yards	8-65	6-42
Time of Possession	30:51	29:09
Third Down Cov.	2-12	2-14

INDIVIDUAL STATISTICS

- RUSHING:** FSU - Thomas 11-(-21), Snipes 8-60, Cl. Jones 10-40, Smith 10-65, Ce. Jones 1-5, Hester 2-12; UGA - T. Williams 3-(-14), J. Jackson 7-36, Gary 6-19, Tate 11-75, Smith 8-22, T. Jackson 12-46, S. Williams 2-5.
- PASSING:** FSU - Thomas 10-26-85-2, H. Jones 1-0-0-0; UGA - T. Williams 2-2-19-0, J. Jackson 7-16-159-1.
- RECEIVING:** FSU - Hester 3-26, Carter 2-15, Smith 1-10, Ce. Jones 1-10, H. Jones 2-11, Pantan 1-13; UGA - Archie 2-41, Hockaday 1-8, Lane 2-64, S. Williams 2-45, Clincy 1-19, T. Jackson 1-1.



1985 Gator Bowl

Florida State 34
Oklahoma State 23

JACKSONVILLE, Fla. (Dec. 30, 1985) — Freshman quarterback Chip Ferguson threw for 338 yards and a pair of touchdowns, and Tony Smith added 201 yards rushing as Florida State rolled over Oklahoma State, 34-23, in the 41st Annual Gator Bowl.

FSU, which entered the game minus its top three receivers, fooled Oklahoma State by throwing on 15 of its first 20 plays. Derek Schmidt field goals of 23 and 39 yards, and a 39-yard touchdown catch by Herb Gainer sandwiched in between, gave FSU a 13-0 halftime lead.

Oklahoma State got on the scoreboard immediately following the intermission when a 63-yard drive ended in a 33-yard field goal by Brad Dennis.

Ferguson, who was named the game's MVP, went back to the air, taking the Seminoles 73 yards on the next series before handing off to senior fullback Cletis Jones for a three-yard touchdown run. An interception by Deion Sanders gave the ball back to FSU, and Ferguson used just five plays before hitting Gainer with a 19-yard touchdown pass. That made the score 27-3, Florida State.

Oklahoma State didn't give up with Cowboy quarterback Ronnie Williams passing 29 yards to All-America tailback Thurman Thomas for an OSU TD. Following a Ferguson fumble, Williams handed off to Thomas, who threw back to the quarterback for a 12-yard touchdown that closed the score to 27-17.

Early in the fourth quarter, Ferguson scored



Tailback Warrick Dunn, who was named the NFL's Man of the Year prior to the 2005 Super Bowl, is FSU's all-time leading rusher.

Kevin Steele



from one yard out to give the Seminoles a 17-point cushion. The Cowboys added a late touchdown on a 31-yard pass from Williams to Hart Lee Dykes.

Sophomore wide receiver Randy White, who had never caught a pass at FSU, grabbed four first half passes for 87 yards while Gainer, who had caught just five during the regular season, hauled in seven for 148 yards and two TDs. Smith's 201 rushing yards came on 24 carries.

The Seminole defense held the heralded Thomas in check the entire game, limiting him to 97 yards on 26 attempts.

Florida State finished the season with a 9-3 record.

SCORE BY QUARTERS

	1	2	3	4	F
FSU	3	10	14	7	34
OSU	0	0	17	6	23

SCORING SUMMARY

- FSU - Schmidt 23 yd. field goal, 2:28
- FSU - Gainer 39 yd. pass from Ferguson (Schmidt kick), 2:31
- FSU - Schmidt 39 yd. field goal, :02
- OSU - Dennis 33 field goal, 9:46
- FSU - C. Jones 3 yd. run (Schmidt kick), 6:02
- FSU - Gainer 19 yd. pass from Ferguson (Schmidt kick), 4:57
- OSU - Thomas 29 yd. pass from Williams (Dennis kick), 2:52
- OSU - Williams 12 yd. pass from Thomas (Dennis kick), 1:19
- FSU - Ferguson 1 yd. run (Schmidt kick), 10:43
- OSU - Dykes 31 yd. pass from Williams (Williams pass failed), :10

TEAM STATISTICS

	FSU	OSU
First Downs	31	23
Rushes - Yards	41-231	35-106
Passing Yards	338	263
Comp.-Att.-Int.	20-43-2	22-44-2
Plays-Total Offense	84-569	79-369
Punt Return Yards	25	20
Punts - Average	4-47.5	7-35.9
Fumbles - Lost	3-2	1-0
Interceptions - Yards	2-45	1-0
Penalties - Yards	9-110	3-27
Time of Possession	28:11	31:49
Third Down Cov.	6-16	6-18

INDIVIDUAL STATISTICS

- RUSHING:** FSU - Ferguson 6(-4), T. Smith 24-201, Floyd 2-8, Ross 2-7, C. Jones 6-18, R. White 1-1; OSU - Williams 6(-3), Thomas 26-97, Timmons 2-11, Dykes 1-1.
- PASSING:** FSU - Ferguson 20-43-338-1; OSU - Williams 21-43-251-2, Thomas 1-1-12-0.
- RECEIVING:** FSU - R. White 4-87, Gainer 7-148, T. Smith 2-8, P. Carter 5-81, Panton 1-10, Brown 1-4; OSU - Riley 3-49, Wemer 4-30, Dillard 2-13, Luper 1-11, Thomas 3-44, Williams 1-12, Dykes 8-104.



1986 All-American Bowl

Florida State 27
Indiana 13

BIRMINGHAM, Ala. (Dec. 31, 1986) — Tailback Sammie Smith rushed for 205 yards and two touchdowns as Florida State claimed a 27-13 win over Indiana in the 10th Annual All-American Bowl.

Indiana was its own worst enemy, missing four scoring opportunities inside the FSU 31-yard line. The Hoosiers gained 383 yards to the Seminoles' 342 and held onto the ball almost 15 minutes longer than FSU.

Indiana scored first in the game. After driving 60 yards in 13 plays, Pete Stoyanovich kicked a 35-yard field goal to give his team a 3-0 lead.

FSU turned to Smith, a redshirt freshman. He ran for 28 yards on four carries and caught a pass for seven more as the Seminoles moved down the field. His four-yard touchdown run capped the drive. Derek Schmidt's PAT was blocked and FSU took a 6-3 lead.

Florida State picked up another touchdown before the half when Smith scored on a nine-yard romp. The Seminoles carried that 13-3 lead into intermission.

FSU made it 20-3 on the first possession of the second half. Smith ran three times for 20 yards and the Holloman brothers did the rest. The drive was sparked by a 36-yard reverse by Darrin, while senior Tanner collected 15 yards, including eight on a touchdown run.

IU came right back, but Stoyanovich missed a third FG, this time from 49 yards out. The Hoosier defense continued to hold the Seminoles, and late in the third period, Indiana made an attempt to get back into the game. Fullback Andre Powell closed the gap to 20-10 with a two-yard plunge at the 1:19 mark.

Following an interception in the opening minutes of the fourth period, Indiana drove 56 yards on seven plays and Stoyanovich's 30-yard field goal closed the score to 20-13.

FSU marched right back behind a handful of carries by Smith that netted 44 yards, with Tanner Holloman scoring on a 10-yard run.

For his performance, Smith was awarded the MVP trophy and the Seminoles finished the season with a 7-4-1 record.

SCORE BY QUARTERS

	1	2	3	4	F
FSU	6	7	7	7	27
Indiana	3	0	7	3	13

SCORING SUMMARY

- IND - Stoyanovich 35 yd. field goal, 7:38
- FSU - Smith 4 yd. rush (Schmidt kick failed), 4:12
- FSU - Smith 9 yd. rush (Schmidt kick), 11:57
- FSU - Holloman 8 yd. run (Schmidt kick), 12:04
- IND - Powell 2 yd. rush (Stoyanovich kick), 1:27
- IND - Stoyanovich 30 yd. field goal, 7:09

FSU - Holloman 10 yd. run (Schmidt kick), 2:56

TEAM STATISTICS

	FSU	IND
First Downs	20	23
Rushes - Yards	39-288	53-215
Passing Yards	54	168
Comp.-Att.-Int.	6-14-1	11-25-1
Plays-Total Offense	53-342	78-383
Punt Return Yards	12	7
Punts - Average	2-35	2-35
Fumbles - Lost	2-1	1-0
Interceptions - Yards	1-6	1-0
Penalties - Yards	6-50	10-88
Time of Possession	22:41	37:19
Third Down Cov.	1-3	6-14

INDIVIDUAL STATISTICS

- RUSHING:** FSU - Smith 25-205, Williams 3-6, Fells 2-0, Floyd 1-7, D. Holloman 2-34, T. Holloman 6-36; IND - Thompson 28-127, Powell 6-38, Kramme 13-21, Sweazy 1-3, Polce 5-26.
- PASSING:** FSU - McManus 6-14-54-1; IND - Kramme 11-25-168-1.
- RECEIVING:** FSU - Smith 1-6, Gainer 1-19, O'Malley 2-20, P. Carter 2-9; IND - Jones 1-11, Lilja 2-44, Jordan 1-7, Dawsey 5-74, Buford 2-32.



1988 Fiesta Bowl

Florida State 31
Nebraska 28

TEMPE, Ariz. (Jan. 1, 1988)— Florida State quarterback Danny McManus hit wide receiver Ronald Lewis for a touchdown on fourth-and-15 late in the fourth quarter as FSU bounced back to win the Fiesta Bowl over Nebraska, 31-28.

Nebraska struck quickly on a three-yard run by tailback Keith Jones and a 52-yard punt return by Dana Brinson to open the game. At the end of one, Florida State trailed 14-0.

FSU scored 21 points in the second quarter after abandoning the run and turning to the hot hand of McManus, who was named the game's offensive MVP. When it was over, McManus had broken Fiesta Bowl records for passes attempted (51) and yards passing (375).

The second quarter was all Garnet and Gold. Deion Sanders' interception of a Steve Taylor pass gave the Seminoles the football at the Husker 40. Six plays later, Herb Gainer snagged the first of his two TDs, this one a 10-yarder.

The Florida State defense continued to tighten. Paul McGowan's fumble recovery gave the ball back to the offense. Seventy-five yards later, McManus handed off to Dayne Williams for a one-yard touchdown run.

Florida State scored on its third consecutive possession with 44 seconds left in the half. McManus connected with Gainer from 25 yards out, and the Seminoles enjoyed a 21-14 lead.

The Huskers evened the score at 21 when they took the second half kickoff and marched 77 yards,



In the early 1980's, Pat Tomberlin typified the hard-nosed offensive tackle earning All-America honors as a senior.



Taylor scoring from the two. The Seminoles then took a 24-21 lead on Derek Schmidt's 32-yard field goal. With 40 seconds left in the third period, fullback Tyreese Knox put Nebraska back on top with a four-yard run.

The fourth period proved to be the culmination of an exciting afternoon for the crowd of 72,112 in Sun Devil Stadium. Nebraska's offense drove the field, using six minutes of clock time as the game wound down. Camped at the Tribe two on second-and-goal, the Huskers were set to deal the final blow. But as Knox got the handoff, the ball popped loose and FSU's Eric Hayes recovered.

With 6:58 left, McManus needed a touchdown for a Florida State win. Starting from the FSU three, the senior led his team down to the Nebraska two — the big play coming on a 43-yard pass to tailback Dexter Carter. A dead ball foul pushed the Seminoles back to the 18. Two plays later, McManus faced fourth-and-goal from the 15. He hit Lewis on the square-in pattern for the winning touchdown.

Florida State finished the season 11-1 and was voted runnerup in both the Associated Press and United Press International polls.

SCORE BY QUARTERS

	1	2	3	4	F
FSU	0	21	3	7	31
Nebraska	14	0	14	0	28

SCORING SUMMARY

NEB - Jones 3 yd. run (Brennan kick), :19
 NEB - Brinson 52 yd. punt return (Brennan kick), :00
 FSU - Gainer 10 yd. pass from McManus (Schmidt kick), 1:45
 FSU - D. Williams 4 yd. run (Schmidt kick), 2:38
 FSU - Gainer 25 yd. pass from McManus (Schmidt kick), 1:58
 NEB - Taylor 2 yd. run (Brennan kick), 3:19
 FSU - Schmidt 32 yd. field goa, 3:52
 NEB - Knox 4 yd. run (Brennan kick), 3:42
 FSU - Lewis 15 yd. pass from McManus (Schmidt kick), 3:51

TEAM STATISTICS

	FSU	NEB
First Downs	26	20
Rushes - Yards	29-82	54-242
Passing Yards	375	142
Comp.-Att.-Int.	28-51-1	7-14-1
Plays-Total Offense	80-457	68-384
Punt Return Yards	12	89
Punts - Average	4-29.5	4-35.5
Fumbles - Lost	2-1	4-2
Interceptions - Yards	1-3	1-35
Penalties - Yards	2-20	9-78
Time of Possession	31:07	28:53
Third Down Cov.	9-17	4-11

INDIVIDUAL STATISTICS

RUSHING: FSU - S. Smith 9-28, McManus 5-26, D. Williams 3-5, D. Carter 4-4, Bennett 7-16, Butts 1-3; NEB- Jones 15-80, Heibel 3-7, Taylor 20-75, Carpenter 1-2, Brinson 2-16, Knox 13-62.
PASSING: FSU - McManus 28-51-375-1; NEB - Taylor 7-14-142-1.
RECEIVING: FSU - D. Williams 1-7, P. Carter 5-54, Bennett 4-47, Butts 1-7, Gainer 5-89, R. Lewis 4-59, D. Carter 4-89, S. Smith 1-5, Dawsey 1-17, Anthony 2-29; NEB - Banderas 1-48, Gregory 3-49, Millikan 2-32, Heibel 1-13.



1989 Sugar Bowl

Florida State 13
Auburn 7

NEWORLEANS, La. (Jan. 2, 1989)—Sammie Smith rushed for 115 yards on 24 carries and All-American Deion Sanders intercepted a pass in the end zone on the game's final play to give Florida State a 13-7 victory over SEC champion Auburn in the 55th Annual Sugar Bowl.

The victory, before an ABC national television audience, gave FSU an 11-game win streak and a No. 3 final ranking. It also marked the seventh consecutive bowl championship for FSU.

Florida State scored 10 points in the first quarter, and it would be enough for the Seminole defense. FSU limited the Tigers to 108 yards on the ground and 270 total yards. The Tribe recovered a pair of fumbles and grabbed three interceptions, including Sanders' game-saver.

Smith powered the Florida State offense early with 73 yards in the first half. He earned the Miller-Digby Award as the game's Most Valuable Player and became the first back to gain over 100 yards on Auburn's defense in 25 games.

Florida State opened the game with an impressive 84-yard drive. Smith gained 50 yards as the Tribe surprised Auburn by running the ball up the middle. Dayne Williams got the touchdown on a two-yard run at 9:48 of the first quarter.

After a Stan Shiver interception, FSU's Bill Mason added a 35-yard field goal to give the Seminoles a 10-0 lead. Following a fumble recovery, Florida State drove to the Auburn two, where a fake field goal attempt failed.

The next time the Seminoles got the ball, after a Dedrick Dodge interception, FSU capitalized by driving 24 yards in eight plays for a 31-yard Mason field goal.

The teams exchanged punts on their next possessions before Auburn drove for its lone score of the game. The Tigers took the ball on their own 49 and Reggie Slack threw a 20-yard touchdown pass to Walter Reeves to bring Auburn within six at 13-7.

It was as close as Auburn would get. In fact, neither team would score again as defense dominated the second half.

As the fourth period began, FSU was on the Auburn one following a 68-yard drive. On third-and-goal, Chip Ferguson's lateral to Sammie Smith got away and Auburn recovered. The Tigers turned around and drove to the FSU 15-yard line.

On fourth-and-nine from FSU's 15, Howard Dinkins pressured Slack and he was called for intentional grounding. After a Seminole punt pinned Auburn at its own four with 3:28 to go, the Tigers put together a last-ditch drive to win the game.

With Slack completing passes to receivers Reeves, Lawyer Tillman and Freddy Weygand, the Tigers converted on fourth down three times. But

on third-and-10 from the FSU 22 and five seconds remaining, Auburn went at FSU's All-American once too often. Sanders picked off Slack's pass in the end zone, and Florida State had its first Sugar Bowl victory.

SCORE BY QUARTERS

	1	2	3	4	F
FSU	10	3	0	0	13
Auburn	0	7	0	0	7

SCORING SUMMARY

FSU - D. Williams 2 yd. run (Andrews kick), 9:48
 FSU - Mason 35 yd. field goal, 5:57
 FSU - Mason 31 yd. field goal, 11:00
 AUB - Reeves 20 yd. pass from Slack (Lyle kick), 4:09

TEAM STATISTICS

	FSU	AUB
First Downs	21	18
Rushes - Yards	47-148	36-108
Passing Yards	157	162
Comp.-Att.-Int.	14-27-1	19-33-3
Plays-Total Offense	74-305	69-270
Punt Return Yards	0	25
Punts - Average	4-35	4-35.8
Fumbles - Lost	2-1	3-2
Interceptions - Yards	3-11	1-13
Penalties - Yards	6-45	5-65
Time of Possession	33:35	26:25
Third Down Cov.	6-16	1-12

INDIVIDUAL STATISTICS

RUSHING: FSU - S. Smith 24-115, Ferguson 6-(-19), D. Williams 7-16, Carter 7-25, Floyd 1-5, Dawsey 1-0, Butts 1-6; AUB- Danley 19-68, Harris 4-6, Joseph 8-47, Slack 4-(-9), Weygand 1-(-4).
PASSING: FSU - Ferguson 14-26-157-1, Johnson 0-1-0-0; AUB - Slack 19-33-162-3.
RECEIVING: FSU - Anthony 3-47, O'Malley 2-31, Dawsey 2-10, D. Carter 3-25, D. Williams 2-20, Johnson 1-16, Butts 1-8; AUB - Taylor 5-35, Reeves 2-37, Weygand 3-40, Danley 5-2, Tillman 4-48.



1990 Fiesta Bowl

Florida State 41
Nebraska 17

TEMPE, Ariz. (Jan. 1, 1990) — Peter Tom Willis, the game's Offensive Most Valuable Player, threw for five touchdowns and 422 yards to lead Florida State to its second Fiesta Bowl win over the Nebraska Cornhuskers, 41-17.

Nebraska came on strong in the first quarter with a 69-yard touchdown drive. Capped by a Gerry Gdowski-to-Brian Gregory pass, the drive took only 3:41.

Florida State followed with a march that ended in a missed 37-yard field goal by Bill Mason. Three plays later, Nebraska fumbled, but the Seminoles could not capitalize on Errol McCorvey's recovery.

Kevin Grant's interception at the Nebraska 37-yard line provided another scoring chance for FSU, but at the top of the second quarter, Richie

Allen Augustin was named to the ACC's All-Academic team following his senior year when he started every game at middle linebacker.





Andrews' 39-yard field goal attempt missed to the left.

In the second quarter, Willis completed 12-of-14 passes for 210 yards and three touchdowns as the Seminoles built a 21-10 halftime lead. The first drive began with Odell Haggins' fumble recovery. Two plays later, Willis' pass to Terry Anthony tied the score at seven.

Nebraska followed with a 62-yard kick return and a 39-yard field goal to take a 10-7 lead.

After a Florida State fourth down conversion try failed and Nebraska missed a field goal, the Seminoles took the lead for good on a five-yard touchdown pass from Willis to Reggie Johnson.

With 24 seconds left in the first half, Willis struck again with a 10-yard pass to Dexter Carter to put FSU up 21-10.

Florida State continued the flood in the third quarter. Willis' passing and spectacular catching by the FSU receivers — Anthony caught six passes for 88 yards, Ronald Lewis five for 106 yards and Lawrence Dawsey four for 66 — helped the Seminoles to three third quarter touchdowns and a 41-10 lead.

After Paul Moore scored on a one-yard run, Willis connected with Johnson for the second time. Next came a 24-yard pass to Anthony to give the Seminoles their sixth touchdown of the game.

The win was Florida State's 10th straight after an 0-2 start to the 1990 season. FSU finished with its third straight Top Three ranking.

SCORE BY QUARTERS

	1	2	3	4	F
FSU	0	21	20	0	41
NEB	7	3	0	7	17

SCORING SUMMARY

- NEB - Gregory 9 yd. pass from Gdowski (Barrios kick), 11:19
- FSU - Anthony 14 yd. pass from Willis (Andrews kick), 13:42
- NEB - Drennan 39 yd. field goal, 12:15
- FSU - R. Johnson 5 yd. pass from Willis (Andrews kick), :57
- FSU - Carter 10 yd. pass from Willis (Andrews kick), :24
- FSU - Moore 1 yd. run (Andrews kick), 5:59
- FSU - R. Johnson 8 yd. pass from Willis (Andrews kick), 3:37
- FSU - Anthony 24 yd. pass from Willis (Andrews kick), :02
- NEB - Joseph 2 yd. run (Drennan kick), 1:16

TEAM STATISTICS

	FSU	NEB
First Downs	18	18
Rushes - Yards	24-72	46-115
Passing Yards	422	207
Comp.-Att.-Int.	25-41-0	15-26-2
Plays-Total Offense	65-494	72-322
Punt Return Yards	0	5
Punts - Average	3-35.7	3-34.3
Fumbles - Lost	0-0	5-3
Interceptions - Yards	2-42	0-0
Penalties - Yards	13-135	6-48
Time of Possession	27:30	32:30
Third Down Cov.	7-16	7-18

INDIVIDUAL STATISTICS

RUSHING: FSU - D. Carter 13-72, Bennett 3-3, Moore 4-3, Willis 1(-8), Dawsey 1(-4), Lee 2-6; NEB - Clark 16-86, Gdowski 12-1, Bell 1-2, Carpenter 3-6, Flowers 4-25, Washington 1(-4), Hughes 1-

(-2), Joseph 4(-2), Rogers 4-3.

PASSING: FSU - Willis 25-40-422-0, Weldon 0-1-0-0; NEB - Joseph 1-2-12-0, Gdowski 13-23-154-2, Stigre 1-1-41-0.

RECEIVING: FSU - Lewis 5-106, R. Johnson 3-27, Dawsey 4-66, Anthony 6-88, D. Carter 3-47, Baker 2-49, Bennett 1-30, Lee 1-9; NEB - Dowse 1-41, Gregory 4-67, Bell 3-46, Carpenter 2-6, Bostick 3-27, Garrett 1-15, Hughes 1-5.



1990 Blockbuster Bowl

Florida State 24
Penn State 17

MIAMI, Fla. (Dec. 28, 1990) — In a game that pitted college football's winningest active coaches, FSU quarterback Casey Weldon completed 22-of-36 passes for 248 yards to lead the Seminoles to a 24-17 victory over Penn State in the inaugural Blockbuster Bowl. The victory pushed Florida State to a number four final ranking.

After scoring on a 41-yard Richie Andrews field goal on the game's first drive, Terrell Buckley's thrilling 39-yard punt return put the Seminoles on the Penn State 17-yard line minutes later. Four plays later, Florida State scored the first touchdown of the game on a one-yard run by Amp Lee. Lee was named the game's Most Valuable Player with 86 yards on 21 carries and a pair of scores.

Following unsuccessful drives by both Penn State and FSU, PSU quarterback Tony Sacca launched a 56-yard touchdown pass to David Daniels for the Nittany Lions' first score.

Florida State's lead increased 1:32 into the second quarter when Lee ran for his second touchdown of the game, this one from seven yards out. The score remained 17-7 until the third quarter.

Florida State started the third period with a drive that ended in a Nittany Lion interception at the Penn State 18-yard line. Twelve plays later, PSU kicker Craig Fayak gave the Nittany Lions their sole score of the third quarter with a 32-yard field goal. The Seminoles came back quickly. Weldon ran five yards for FSU's final score after a 58-yard drive.

The Nittany Lions and Seminoles exchanged punts before Penn State came back. Following a 62-yard drive, Terry Smith scored on a 37-yard pass from reserve QB Tom Bill as PSU closed to within seven with six minutes left in the game.

The final six minutes would provide some anxious moments for Seminole fans as the Nittany Lions gained momentum with Bill at the helm.

But both defenses held in the final minutes. After an exchange of punts, FSU's John Davis cemented the victory with a leaping interception at the Florida State one. The Seminoles were able to run out the clock after that to hand the Nittany Lions their first loss in nine games.

SCORE BY QUARTERS

	1	2	3	4	F
FSU	10	7	7	0	24
PSU	7	0	3	7	17

SCORING SUMMARY

- FSU - Andrews 41 yd. field goal, 10:47
- FSU - Lee 1 yd. run (Andrews kick), 8:20
- FSU - Lee 7 yd. run (Andrews kick), 13:36
- PSU - Daniels 56 yd. pass from Sacca (Fayak kick), 1:13
- PSU - Fayak 32 yd. field goal, 7:32
- FSU - Weldon 5 yd. run (Andrews kick), 3:51
- PSU - T. Smith 37 yd. pass from Bill (Fayak kick), 6:27

TEAM STATISTICS

	FSU	PSU
First Downs	19	17
Rushes - Yards	39-152	31-122
Passing Yards	248	278
Comp.-Att.-Int.	22-36-2	15-32-3
Plays-Total Offense	75-400	62-403
Punt Return Yards	43	72
Punts - Average	7-37.6	6-36.3
Fumbles - Lost	0-0	2-0
Interceptions - Yards	3-2	2-19
Penalties - Yards	4-35	6-46
Time of Possession	33:47	26:13
Third Down Cov.	6-16	2-11

INDIVIDUAL STATISTICS

- RUSHING:** FSU - Lee 21-86, Weldon 6-22, Dawsey 1-0, Bennett 7-30, Moore 1-12, Jackson 1-2; PSU - Brown 14-46, Thompson 8-33, Smith 1-13, Sacca 6-28, Fayak 1-0, Bill 1-2.
- PASSING:** FSU - Weldon 22-36-248-2; PSU - Sacca 12-25-194-2, Bill 3-7-84-1.
- RECEIVING:** FSU - R. Johnson 2-34, Lee 5-32, Dawsey 8-107, Bennett 4-49, Moore 1-3, Roberts 1-6, Baker 1-17; PSU - Daniels 7-154, Smith 5-100, Thompson 2-10, T. Thomas 1-14.



1992 Cotton Bowl

Florida State 10
Texas A&M 2

DALLAS, Texas (Jan. 1, 1992) — The Seminoles won the Cotton Bowl with a mix of feisty defense and ball control offense which highlighted the rushing of sophomore Sean Jackson. After consecutive losses to Miami and Florida to end the regular season, the Seminoles rebounded to defeat ninth-ranked Texas A&M, 10-2.

Jackson ably took over the starting tailback job, running for 119 yards on 27 carries and was named the game's offensive MVP.

Rainy and cold weather conditions caused a turnover-filled game that turned into a defensive struggle. There were a Cotton Bowl record 13 turnovers in all, eight by the Aggies and five by Florida State. Texas A&M was especially plagued by ball-handling woes, fumbling six times and throwing two interceptions.

Ironically, Texas A&M's first fumble resulted in its only points of the game. When Aggie running back Greg Hill fumbled out of bounds deep in Seminole territory, the FSU offense was

Cornerback Tay Cody earned his consensus All-America honor in 2001 and went on to a brief career in the NFL.





forced to take over on its own two-yard line. One play later, Quentin Coryatt caught FSU quarterback Casey Weldon in the end zone for a safety.

The Aggies' two-point lead held for most of the half until Dallas native Clifton Abraham recovered an Aggie fumble at midfield. Seven plays later, Weldon faked a handoff and rolled around the right end for a five-yard touchdown run.

The second half was a carbon copy of the first with both teams trying to hang onto the ball in the wet conditions. The FSU defense continued to harass the Aggie offense, caused five fumbles in the second half. Florida State held A&M to 180 yards of total offense for the game.

The Aggie defense was also dominating, allowing the Seminoles just one more score in the game, a 27-yard field goal by Gerry Thomas with 2:40 left in the fourth quarter. Florida State won its 11th game of the year and finished the season ranked fourth in the nation.

SCORE BY QUARTERS

	1	2	3	4	F
FSU	7	0	0	3	10
TAM	2	0	0	0	2

SCORING SUMMARY

TAM - Weldon tackled in endzone for Safety, 10:09
 FSU - Weldon 4 yd. run (Thomas kick), 2:08
 FSU - Thomas 27 yd. field goal, 2:40

TEAM STATISTICS

	FSU	TAM
First Downs	17	12
Rushes - Yards	48-188	42-123
Passing Yards	92	57
Comp.-Att.-Int.	14-32-4	6-24-2
Plays-Total Offense	80-280	66-180
Punt Return Yards	16	8
Punts - Average	8-43.3	9-39.7
Fumbles - Lost	3-1	7-6
Interceptions - Yards	2-0	4-47
Penalties - Yards	11-77	6-50
Time of Possession	33:59	26:01
Third Down Cov.	3-17	0-12

INDIVIDUAL STATISTICS

RUSHING: FSU - Jackson 27-119, Bennett 11-47, McMillan 2-16, Baker 1-14, Weldon 7-8; TAM - Hill 14-71, Richardson 9-5, Carter 7-22, McAfee 5-19, Simmons 4-19, Thomas 2-4, Biggens 1-9.

PASSING: FSU - Weldon 14-32-92-4; TAM - Richardson 6-24-57-2.

RECEIVING: FSU - Baker 4-44, Jackson 3-20, McCorvey 2-20, Johnson 2-19, Frier 1-5, Bennett 2-16; TAM - Hill 2-17, Harrison 2-27, Mathews 1-10, Mitchell 1-3.



1993 Orange Bowl

Florida State 27
Nebraska 14

MIAMI, Fla. (Jan. 1, 1993)— The Orange Bowl provided the perfect setting for a reunion. After all, the bowl itself was one Florida

State had not visited since 1981, and FSU had never won the game. In addition, the matchup between Big Eight champ Nebraska and Florida State provided a chance for the two teams to get reacquainted.

Before the coin toss, the outcome seemed a foregone conclusion. Nobody, including the Nebraska school newspaper, believed the Cornhuskers stood a chance against Charlie Ward and Florida State's high-powered offense, while the FSU defense appeared up to the challenge of stopping Nebraska's "We-Backs".

By the second quarter, the foundation of a rout had been built. The Tribe scored 20 unanswered points and the Cornhuskers were flailing in monsoon conditions that had hit the Orange Bowl. However, the torrential downpour affected FSU's style of play more, forcing the offense to replace the shotgun with a safer and slower I-formation rushing attack.

Florida State tallied its first points of the contest midway through the first quarter. After Nebraska hit a brick wall on a fourth-and-one attempt on an early drive, the Seminole offense got the ball on its own 24-yard line. Charlie Ward quickly directed a drive to the Cornhusker 25. From there, the FSU signal-caller calmly hooked up with Tamarick Vanover for the first score of the game.

After an exchange of punts, an interception, and a missed field goal by Nebraska, FSU got going again. Vanover's 29-yard pickup on a reverse and Sean Jackson's 28-yard pass completion to Ward highlighted an FSU drive that resulted in a 40-yard field goal by Dan Mowrey. With 10:54 left in the half, the Tribe held a 10-point advantage.

A Nebraska mistake proved costly on the following series. Cornhusker quarterback Tommy Frazier attempted a late pitch. The ball sailed and FSU's Dan Footman recovered it on the two-yard line. Three plays later, Ward hit Kez McCorvey with a four-yard strike for a 17-0 FSU lead.

Mowrey added another field goal in the period, this one from 24 yards out. With a first half shutout looming, Nebraska went to the air. Frazier soon connected with Corey Dixon, who made a circus grab in the end zone for a 41-yard touchdown.

As the rain poured down, Florida State and Nebraska played a quiet final half, offensively. The two teams traded touchdowns, with the Seminoles putting the game away in the third quarter. At the end of an 85-yard, 16-play drive that took nearly eight minutes off the clock, Jackson rattled and rolled 11 yards into the end zone, giving the Tribe a 20-point lead once again.

The Cornhuskers put the last points on the board with 10 minutes left in the game. Tight end Gerald Armstrong snared a one-yard pass from Frazier.

Ward was named Florida State's Orange Bowl MVP with 210 yards of total offense and two touchdown passes. Jackson also had an excellent outing, gaining 101 yards on 17 carries and catching four passes for 61 yards. Jackson gained 73 of his 101 yards in the second half as he passed the 100-yard mark for the second consecutive bowl game.

SCORE BY QUARTERS

	1	2	3	4	F
FSU	7	13	7	0	27
Nebraska	0	7	0	7	14

SCORING SUMMARY

FSU - Vanover 25 yd. pass from Ward (Mowrey kick), 7:41
 FSU - Mowrey 40 yd. field goal, 10:54
 FSU - McCorvey 4 yd. pass from Ward (Mowrey kick), 9:22
 FSU - Mowrey 24 yd. field goal, 2:34
 NEB - Dixon 41 yd. pass from Frazier (Bennett kick), 1:03
 FSU - S. Jackson 11 yd. run (Mowrey kick), 4:52
 NEB - Armstrong 1 yd. pass from Frazier (Bennett kick), 10:24

TEAM STATISTICS

	FSU	NEB
First Downs	23	13
Rushes - Yards	48-221	34-144
Passing Yards	215	146
Comp.-Att.-Int.	16-31-1	10-22-2
Plays-Total Offense	79-436	56-290
Punt Return Yards	10	18
Punts - Average	6-35.8	4-44.8
Fumbles - Lost	3-0	5-1
Interceptions - Yards	2-0	1-12
Penalties - Yards	6-71	6-50
Time of Possession	36:53	23:07
Third Down Cov.	8-16	3-12

INDIVIDUAL STATISTICS

RUSHING: FSU - Jackson 17-101, McMillon 9-23, Floyd 4-5, Ward 14-23, Wimberly 1-19, Vanover 3-50; NEB - Jones 19-76, Lewis 3-19, Brown 4-13, Frazier 7-1, Dixon 1-35.

PASSING: FSU - Ward 15-30-187-1, Jackson 1-1-28-0; NEB - Frazier 10-21-146-2, Bell 0-1-0-0.

RECEIVING: FSU - Jackson 4-61, Baker 3-32, Vanover 3-40, McMillon 1-7, McCorvey 3-23, Ward 1-28, Ellison 1-24; NEB - Dixon 5-123, Hawkins 2-18, Jones 1-0, Armstrong 1-1, Muhammad 1-4.



1994 Orange Bowl

Florida State 18
Nebraska 16

MIAMI, Fla. (Jan. 1, 1994) — The 60th Annual Orange Bowl game proved indeed to be a "Classic" as the nation's top two teams battled to the last second for the 1993 National Championship. When Florida State kicker Scott Bentley's field goal with 21 seconds left in the game split the uprights and Cornhusker Byron Bennett's last second kick sailed wide left, the Seminoles stood as 18-16 victors over number one Nebraska.

Both teams started slow offensively, failing to score in the first quarter. In all, the teams combined for five punts and a missed field goal in the period. And while defense continued to dominate in the second stanza, FSU took a 3-0 lead on Bentley's 34-yard field goal after marching 63 yards. The big play in the FSU drive was a 31-yard

One of Bobby Bowden's finest coaching jobs was when he led P.T. Willis and the Seminoles to a top three finish after a 0-2 start in 1989.





pass from Charlie Ward to Kevin Knox, while a pass interference penalty on Nebraska gave Florida State a first down on third-and-six.

It took less than two minutes for the Cornhuskers to counter. When FSU's Devin Bush tipped a pass from Nebraska quarterback Tommie Frazier into the hands of receiver Reggie Baul, NU had a 34-yard touchdown completion and a 7-3 lead.

Florida State and Nebraska traded possessions before FSU was able to add another three. Seminole quarterback Ward showed the skills that won him the Heisman Trophy, scrambling for 23 and passing for 39 of the 71 yards on the drive. Bentley nailed a 25-yard field goal with 22 seconds left and as the half ended, the heavily favored Tribe trailed, 7-6.

FSU regained the lead after taking the second half kickoff and driving 67 yards. Ward, the game's Most Valuable Player, set up William Floyd's 1-yard TD plunge with a 41-yard pass to Knox before his two-point conversion attempt fell incomplete. Nonetheless, the Seminoles took a 12-7 lead.

One possession later, FSU increased its lead. After taking over at its own 12, Florida State looked to junior fullback Floyd for a spark. He obliged with a career-long 34-yard run to the FSU 46-yard line. Six plays later, Bentley's third field goal of the night, this one from 39 yards out, put the Seminoles up 15-7 with 3:06 remaining in the third.

Nebraska held the ball for the rest of the quarter, and on the first play of the final period, Lawrence Phillips ran to the right for a 12-yard touchdown. A two-point conversion attempt to tie the game at 15 failed when Frazier was knocked out of bounds at the one.

Florida State was unable to advance past the Nebraska 45 on its next drive, so the Cornhuskers once again took over. Their march deep into Seminole territory came to a sudden end when Richard Coes intercepted a pass at the FSU nine. But the Seminoles went three and out, turning the ball over to the Cornhuskers with 4:39 left in the game.

Nebraska drove from its own 20 to the FSU 4 after Liss' 42-yard punt. Phillips ran for 17 yards on the first play of the drive, while Frazier gained 32 yards on another rush. But the Seminole defense stiffened from there. Three runs netted minus five yards and Bennett kicked a 27-yard three-pointer from the five, giving the Huskers a 16-15 lead with 1:16 to play.

Starting at the 35-yard line after Bennett's kickoff went out of bounds, Ward took over. Aided by a pair of penalties against Nebraska—a 15-yard late hit after a 21-yard Warrick Dunn pickup, and a 15-yard pass interference call—Ward led FSU to the Nebraska five with 21 seconds left. Bentley's 22-yard kick on second down sailed through the uprights and gave Florida State an 18-16 edge with 21 seconds left.

But Nebraska was not ready to call it a day. On second down from the Nebraska 43, Frazier completed a 29-yard pass to Trumane Bell. The Seminoles celebrated as time apparently expired on the play, but the Cornhuskers had called a time out with one second remaining. As Bennett's last second attempt sailed wide left, the Seminoles wrapped up their first 12-win season and earned Florida State's first football national championship.

SCORE BY QUARTERS

	1	2	3	4	F
FSU	0	6	9	3	18
Nebraska	0	7	0	9	16

SCORING SUMMARY

FSU - Bentley 34 yd. field goal, 7:54
 NEB - Baul 34 yd. pass from Frazier (Bennett kick), 5:59
 FSU - Bentley 25 yd. field goal, :29
 FSU - Floyd 1 yd. run (Ward pass incomplete), 12:50
 FSU - Bentley 39 yd. field goal, 3:06
 NEB - Phillips 12 yd. run (Frazier run failed), 14:55
 NEB - Bennett 27 yd. field goal, 1:16
 FSU - Bentley 22 yd. field goal, :21

TEAM STATISTICS

	FSU	NEB
First Downs	22	20
Rushes - Yards	24-47	44-183
Passing Yards	286	206
Comp.-Att.-Int.	24-43-0	13-25-2
Plays-Total Offense	67-333	69-389
Punt Return Yards	0	18
Punts - Average	6-45.2	7-38.4
Fumbles - Lost	0-0	2-0
Interceptions - Yards	2-21	0-0
Penalties - Yards	10-69	11-115
Time of Possession	27:03	32:57
Third Down Cov.	1-12	7-16

INDIVIDUAL STATISTICS

RUSHING: FSU - Jackson 8-(-6), Floyd 7-53, Dunn 1-3, Ward 8-(-3); NEB - Jones 9-28, Makovicka 2-7, Benning 5-5, Phillips 13-64, Frazier 14-77, Dixon 1-2.
PASSING: FSU - Ward 24-43-286-0; NEB - Frazier 13-24-206-2, Jones 0-1-0-0.
RECEIVING: FSU - Frier 5-46, McCorvey 5-70, Floyd 1-(-7), Knox 5-99, Vanover 6-48, Dunn 2-30; NEB - Jones 1-(-7), Muhammad 1-14, Johnson 3-40, Baul 1-34, Bell 4-75, Dixon 3-50.



1995 Sugar Bowl

Florida State 23
Florida 17

NEW ORLEANS, La. (Jan. 2, 1995) — For the second consecutive game, Florida's secondary was dissected by FSU quarterback Danny Kanell while the Seminole defense sacked Danny Wuerffel five times as Florida State settled a regular season tie, winning "The Fifth Quarter in the French Quarter" 23-17 over the Florida Gators.

FSU tailback Warrick Dunn, playing in his home state, continued to riddle the Gator defense in earning Sugar Bowl MVP honors. The sophomore rushed 14 times for 58 yards, caught nine passes for 51 yards and threw a 73 yard touchdown pass.

On the game's second possession, Florida State began deep in their own territory at the 7-yard line. The Seminoles started this rematch where they left off the last game against the Gators, driving almost at will down the field. The Seminoles used a pair of Warrick Dunn 16-yard runs and a 41-yard pass from Danny Kanell to E.G. Green to

the Gator 10-yard line to set up the game's first score. Unable to get the ball in the endzone, FSU settled for a Dan Mowery 21-yard field goal giving the Seminoles a 3-0 lead with 7:20 remaining in the first quarter.

UF drove to the Florida State 4-yard line on their next possession before Derrick Brooks collared Wuerffel on a third down naked bootleg forcing Judd Davis to kick a 22-yard field goal tying the score 3-3 with 3:57 remaining in the opening quarter.

After Todd Rebol stripped the ball from UF's Fred Taylor and Sean Hamlet recovered at Florida State's 27-yard line, the Seminoles used a bit of trickery resulting in a touchdown which gave them the lead for good.

Dunn, a high school quarterback, completed his first collegiate pass to 'Omar Ellison for a 73-yard touchdown strike in which Ellison outraced the UF secondary giving Florida State a 10-3 advantage with 14:25 remaining in the second quarter. Dunn's pass also set a short-lived record for the longest pass in Sugar Bowl history.

Florida State's defense then made another big play, this time stopping a Wuerffel 4th and 1 quarterback sneak giving the Seminoles possession on their own 28-yard line.

One play after Kanell completed a key 13-yard completion to Ellison on 3rd and 12, he hit an open Kez McCorvey for a 16-yard touchdown strike giving FSU a 17-3 lead with 7:47 left in the first half.

UF responded with an 82-yard touchdown strike from Wuerffel to Ike Hilliard on 3rd and 12 putting the Gators within seven with 6:07 left in the first half. Wuerffel's strike marked the third time in the game that the record for longest pass in Sugar Bowl history had been broken.

After another fumble recovery by Sean Hamlet at midfield, Kanell drove the Seminole offense to the 7-yard line resulting in a Mowrey 24-yard field goal giving FSU a 20-10 halftime lead.

Rock Preston continued Florida State's momentum by returning the second half kickoff 62 yards to the UF 30-yard line. Mowrey then kicked a career high 45-yard field goal giving Florida State a 23-10 lead one minute into the second half. Mowrey's third field goal of the night, also a career high, was the most by an FSU kicker since Scott Bentley kicked four field goals in last year's Orange Bowl.

Florida got back in the game in the fourth quarter after Wuerffel directed a 17-play, 80-yard drive culminating in a one yard quarterback sneak from Wuerffel bringing UF within six with 3:47 remaining.

UF's attempt of an onside kick rolled out of bounds, but the Gator defense held giving them one more chance from their own 19 with 2:27 remaining.

Derrick Brooks sealed the victory over the Gators by intercepting a Wuerffel pass and returning it to the UF 19 in the game's final minute.

Florida State's victory over Florida marked an NCAA record tenth straight bowl victory and thirteenth without a loss. Florida State also finished in the Top Five nationally an unprecedented eighth consecutive year.

Alphonso Carreker is ninth in school history with a career total of 20 sacks. His best season was in 1982 when he recorded eight sacks.





SCORE BY QUARTERS

	1	2	3	4	F
FSU	3	17	3	0	23
Florida	3	7	0	7	17

SCORING SUMMARY

- FSU - Mowrey 21 yd. field goal, 7:20
- UF - Davis 22 yd. field goal, 3:57
- FSU - Ellison 73 yd. pass from Dunn (Mowrey kick), 14:25
- FSU - McCorvey 16 yd. pass from Kanell (Mowrey kick), 7:47
- UF - Hilliard 82 yd. pass from Wuerffel (Davis kick), 6:07
- FSU - Mowrey 24 yd. field goal, :36
- FSU - Mowrey 45 yd. field goal, 13:57
- UF - Wuerffel 1 yd. run (Davis kick), 3:47

TEAM STATISTICS

	FSU	UF
First Downs	21	23
Rushes - Yards	30-76	29-5
Passing Yards	325	449
Comp.-Att.-Int.	24-41-0	30-43-1
Plays-Total Offense	71-401	72-454
Punt Return Yards	10	9
Punts - Average	4-39	3-45.7
Fumbles - Lost	0-0	2-2
Interceptions - Yards	1-5	0-0
Penalties - Yards	7-62	8-57
Time of Possession	27:56	32:04
Third Down Cov.	4-16	11-17

INDIVIDUAL STATISTICS

- RUSHING:** FSU - Dunn 14-58, Crockett 5-19, Preston 4-4, McMillon 1-1, Kanell 6(-6); UF- Williams 10-27, Taylor 8-18, Kresser 1(-7), Anthony 1(-10), Wuerffel 9(-23).
- PASSING:** FSU - Kanell 23-40-252-0, Dunn 1-1-73-0; UF - Wuerffel 28-39-394-1, Kresser 1-2-3-0, Williams 0-1-0-0, Anthony 1-1-52-0.
- RECEIVING:** FSU - Dunn 9-51, McCorvey 4-84, Ellison 4-102, E. Green 4-74, Crockett 1(-2), Messam 1-12, Preston 1-4; UF - Anthony 8-57, J. Jackson 6-128, Taylor 3-33, Williams 3-14, Doering 3-47, Hill 3-34, Hilliard 3-119, Bilkie 1-17.



1996 Orange Bowl

Florida State 31
Notre Dame 26

MIAMI, Fla. (Jan. 1, 1996) — Danny Kanell threw two fourth quarter touchdown passes to lead Florida State to a 31-26 come-from-behind win over Notre Dame in the final Orange Bowl game played in the historic stadium.

Kanell hit E.G. Green with an 11-yard scoring strike, then flipped a 3-yard touchdown pass to Andre Cooper with 6:09 left in the game to give the Seminoles an NCAA record 11th straight bowl win and a top four finish in the AP poll for a record ninth straight season.

Florida State's offense tested the Fighting Irish through the air and on the ground. Kanell completed 20 of 32 passes for 290 yards and four touchdowns, while Warrick Dunn rushed for 151

yards on 22 carries. However, it would take a dramatic fourth quarter comeback to give the Seminoles the win.

Notre Dame opened the scoring in the first quarter with a perfect 39-yard scoring strike from Tom Krug to Derrick Mayes. FSU tied the score when Cooper collected a 15-yard scoring pass from Kanell with 6:08 left in the quarter.

Trailing 10-7 after a Notre Dame field goal, Kanell found Cooper in the endzone from 10 yards out to give the Seminoles a 14-10 lead at halftime.

Mayes regained the lead for the Irish in the third quarter on an acrobatic tip and catch in the endzone over FSU defender Samari Rolle with 8:04 left.

Notre Dame grabbed the momentum over the third quarter and threatened to run away with the game when Kanell stepped on the back line of the endzone while trying to throw for a safety. Notre Dame scored again just two minutes later on a five yard pass to give them a 10 point lead with just under 11 minutes left in the third quarter. FSU did not score in the third quarter and would not score until under 10 minutes left in the game, but they came on strong with 17 points over the final few minutes of the game.

Kanell used just five plays to cover 73 yards and his touchdown pass to Green with 9:47 left revived the FSU offense. The Tribe defense held Notre Dame without a first down on their next possession and a 30-yard punt return by Dee Feaster set the Seminoles up at the Notre Dame 30. Six plays later Kanell hit Cooper with a TD and then found him for a two-point conversion to give the Seminoles the lead.

FSU's defense forced the Irish into a fumble and a safety on their last two possessions to preserve the win and push Florida State's all-time record against Notre Dame to 3-1.

FSU's Cooper was named MVP after setting an Orange Bowl record with three touchdown catches. Wayne Messam led all FSU receivers with 103 yards on six catches, while Green had 99 yards on five receptions.

The Seminole defense held Notre Dame to just 169 yards passing, but the Irish ground attack churned out 256 yards.

SCORE BY QUARTERS

	1	2	3	4	F
FSU	7	7	0	17	31
ND	10	0	7	9	26

SCORING SUMMARY

- ND - Mayes 39 yd. pass from Krug (Cengia kick), 8:27
- FSU - Cooper 15 yd. pass from Kanell (Bentley kick), 6:08
- ND - Cengia 20 yd. field goal, :02
- FSU - Cooper 10 yd. pass from Kanell (Bentley kick), 2:30
- ND - Mayes 33 yd. pass from Krug (Cengia kick), 8:04
- ND - Kanell steps out of bounds in endzone for safety, 13:44
- ND - Chryplewicz 5 yd. pass from Krug (Cengia kick), 11:43
- FSU - E. Green 11 yd. pass from Kanell (Bentley kick), 9:47
- FSU - Cooper 3 yd. pass from Kanell (Cooper pass from Kanell), 6:09
- FSU - Krug intentionally grounds in endzone for safety, 2:02

TEAM STATISTICS

	FSU	ND
First Downs	26	17
Rushes - Yards	37-188	45-256
Passing Yards	290	169
Comp.-Att.-Int.	20-33-2	15-26-1
Plays-Total Offense	70-478	71-425
Punt Return Yards	52	21
Punts - Average	3-44	5-42.4
Fumbles - Lost	1-0	2-1
Interceptions - Yards	1-8	2-14
Penalties - Yards	7-59	7-55
Time of Possession	28:13	31:47
Third Down Cov.	6-13	7-16

INDIVIDUAL STATISTICS

- RUSHING:** FSU - Dunn 22-151, Williams 2-7, Preston 6-55, Abdullah 2-2, Kanell 5(-27); ND- Denson 11-67, Edwards 14-55, Thorne 1-4, Farmer 7-93, Krug 11-45, Sollman 1(-8).
- PASSING:** FSU - Kanell 20-32-2, Dunn 0-1-0; ND - Krug 14-24-1, Smith 1-1-0, Edwards 0-1-0.
- RECEIVING:** FSU - Messam 6-103, Williams 2-17, E. Green 5-99, Cooper 4-38, Abdullah 1-14, Dunn 2-19; ND - Mayes 6-96, Stafford 2-14, Mosley 1-13, Chryplewicz 3-18, Farmer 1-3, Edwards 2-25.



1997 Sugar Bowl

Florida State 20
Florida 52

NEW ORLEANS, La. (Jan. 2, 1997) — A month after defeating Florida 24-21 in the regular season finale in Tallahassee, Danny Wuerffel lead the Gators to a 52-20 victory in what turned out to be a Sugar Bowl rematch for the national title. FSU, which entered the game ranked No. 1 in the nation, ended the season ranked No. 3 in both polls extending their NCAA record to 10 straight years of finishing in the Top Four of the AP poll.

Florida scored first on a 77-yard drive in the first quarter that took less than three minutes and resulted in a 7-0 score with 9:48.

Scott Bentley brought the Seminoles to within four with a 43-yard field goal with 7:49 left in the initial quarter. The 'Noles narrowly missed blocking a Florida punt on the next possession, but UF downed the kick on the FSU one-yard-line leaving the Tribe with terrible field position. A 27-yard punt return set Florida up for a 32-yard field goal that pushed the Gator lead back to seven with 2:44 remaining and giving them a 10-3 lead after the first quarter.

Midway through the second quarter, Florida busted a four-play, 73-yard drive that took just 44 seconds and gave them a 17-3 lead with 11:28 left in the first half.

Trailing 17-3, FSU converted a crucial 3rd-and-10 from their own 48 when Thad Busby connected with Wayne Messam for a 23-yard gain. On the next play, Busby hit E.G. Green with a 29-yard touchdown strike, to pull the Tribe to within a touchdown at 17-10 with 7:28 left in the first half.

Bobby Bowden spent six seasons at West Virginia, compiling a record of 42-26 with the Mountaineers, before arriving at FSU in 1976.





Florida came right back, converting a 3rd-and-16 from their own 29 and capping a four play, 65-yard drive with a 31-yard TD pass to Ike Hilliard. The score gave UF a 24-10 lead with 5:18 remaining in the half.

FSU's Warrick Dunn brought the Seminoles back again just before the end of the first half when he raced around end for a 12-yard touchdown run that trimmed the Gator's lead to 24-17 at halftime.

The Seminoles cut the UF lead to 24-20 at 10:24 in the third quarter with Bentley's 45-yard field goal. The score capped a 6-play, 30-yard drive for FSU.

In the shadow of their own goal posts, the Seminoles were dealt their harshest blow of the night on their next possession when tailback Warrick Dunn, suffering from flu symptoms, was forced to leave the game.

A Wuerffel to Hilliard TD pass put the Gators ahead 31-20 with 5:43 left in the third quarter.

FSU's offense could generate little after Dunn left the game and Florida took advantage of a gambling Seminole defense with a rare 16-yard Wuerffel TD run that gave UF a 38-20 lead at the close of the third quarter.

A 42-yard touchdown run by Terry Jackson and another from 1-yard out gave Florida its final margin of 52-20. Wuerffel completed 18-of-31 passes for 306 yards, three touchdowns and an interception.

Busby completed just 17 of 41 passes for 271 yards and one touchdown, while Dunn gained 28 yards on the ground before leaving after nine carries.

SCORE BY QUARTERS

	1	2	3	4	F
FSU	3	14	3	0	20
Florida	10	14	14	14	52

SCORING SUMMARY

- UF - Hilliard 9 yd pass from Wuerffel (Edmiston kick), 6:43
- FSU - Bentley 43-yd field goal, 7:49
- UF - Edmiston 32-yd field goal, 2:44
- UF - Taylor 2 yd run (Edmiston kick), 11:28
- FSU - Green 29 yd pass from Busby (Bentley kick), 7:28
- UF - Hilliard 31 yd pass from Wuerffel (Edmiston kick), 5:18
- FSU - Dunn 12 yd run (Bentley kick), 0:40
- FSU - Bentley 45-yd field goal, 10:24
- UF - Hilliard 8 yd pass from Wuerffel (Edmiston kick), 5:43
- UF - Wuerffel 16 yd run (Edmiston kick), 0:13
- UF - Jackson 42 yd run (Edmiston kick), 8:52
- UF - Jackson 1 yd run (Edmiston kick), 2:12

TEAM STATISTICS

	FSU	UF
First Downs	13	26
Rushes-Yards	21-70	43-203
Passing Yards	271	306
Comp.-Att.-Int.	17-42-2	18-34-1
Plays-Total Offense	63-313	77-474
Punt Ret. Yards	74	69
Punts-Average	8-46.4	7-48.1
Fumbles-Lost	0-0	1-0
Interceptions-Yards	1-24	2-7
Penalties Yards	14-115	15-102
Time of Possession	23:33	36:27
Third Down Conv.	5-18	5-16

INDIVIDUAL STATISTICS

RUSHING: FSU - Dunn 9-28, Warrick 1-12, Williams 2-7, Feaster 2-1, Busby 7 - (-6); UF - Jackson 12-118, Taylor 18-60, Williams 4-2, Schottenheimer 1-0, McCaslin 2-(-2), Wuerffel 6-(-10).

PASSING: FSU - Busby 41-17-1-271-1, Kendra 1-0-1-0-0; UF - Wuerffel 34-18-1-306-3.

RECEIVING: FSU - Messam 5-48, Cooper 4-82, Green 3-86, Pearsall 1-25, Dunn 1-12, Abdullah 1-10, Warrick 1-7, Williams 1-1; UF - Hilliard 7-150, Green 5-79, Anthony 4-50, Mobley 1-16, Taylor 1-12.



1998 Sugar Bowl

Florida State 31
Ohio State 14

NEW ORLEANS, La. (Jan. 1, 1998) — Florida State's pass-catch combination of Thad Busby to E.G. Green proved too much for Ohio State as the Seminoles defeated the Buckeyes 31-14 in the Nokia Sugar Bowl.

Green, who was named the MVP of the Sugar Bowl following the game, gained 176 yards on seven catches with one touchdown. Busby completed 22-of-33 passes for 334 yards and one TD.

The Seminole defense also starred in the game holding Ohio State to just one touchdown which came late in the fourth quarter.

OSU actually led early in the game capitalizing on an interception of Busby in its own endzone. The Buckeyes drove to the FSU 23, but the Tribe defense held and forced them to kick a 40-yard field goal.

FSU then took the lead for good with 21 unanswered points which gave them 21-3 lead at halftime. E.G. Green's 27-yard touchdown reception capped a six play, 79-yard scoring drive that followed OSU's field goal. The Seminoles made it 14-3 when Busby kept the ball and ran nine yards up the middle with 3:25 left in the second quarter. Freshman fullback William McCray dove in from a yard out with just 10 seconds left for the 21-3 halftime margin.

Ohio State came out in the second half determined to establish a running game and gained five points in the third quarter with a 34-yard field goal and a safety when Busby stepped out of the endzone while dropping back to pass.

FSU extended its lead to 24-8 just four seconds into the fourth quarter on a 35-yard field goal by Sebastian Janikowski. OSU managed a 50-yard bomb for a TD with 8:57 left in the game, but the Seminoles pushed the final margin to 31-14 when McCray took his second touchdown in from the one.

The Tribe defense held Ohio State to 118 rushing yards on 44 carries and pressured OSU's two-quarterback system into a 16-of-36 passing day that included three interceptions and just 207 yards.

The win was FSU's 11th in its last 12 bowl games and vaulted the Tribe to a third place ranking

in both polls. The ranking kept alive the Seminoles' record of 11 straight seasons with a finish of 4th or better in the Associated Press poll.

SCORE BY QUARTERS

	1	2	3	4	F
FSU	7	14	0	10	31
OSU	3	0	5	6	14

SCORING SUMMARY

- OSU - Dan Stultz 40 yd field goal, 1:56
- FSU - E.G. Green 27 yd pass from Busby (Janikowski kick), 0:00
- FSU - Thad Busby 9 yd run (Janikowski kick), 3:25
- FSU - William McCray 1 yd run (Janikowski kick), :10
- OSU - Dan Stultz 34 yd field goal, 7:29
- OSU - Team Safety, 1:13
- FSU - Janikowski 35 yd field goal, 14:56
- OSU - John Lumpkin 50 yd pass from Joe Germaine, 8:57
- FSU - William McCray 1 yd run (Janikowski kick), :47

TEAM STATISTICS

	OSU	FSU
First Downs	21	18
Rushes-Yards	44-118	27-60
Passing Yards	207	334
Comp.-Att.-Int.	16-36-3	22-32-2
Total Yards	325	394
Punts-Avg.	7-45.4	6-42.7
Punt Returns	3-25	5-44
KO Returns	2-29	3-77
Int Returns	2-24	3-55
Penalties-Yards	10-70	9-74
Fumbles-Lost	1-0	0-0
Sacks	4-26	6-40
Third Down Conversions	4-18	3-13
Time of Possession	35:04	24:56

INDIVIDUAL STATISTICS

RUSHING: FSU - Minor 12-53, Feaster 2-10, Glenn 2-5, McCray 2-2, Coles 2-1, Busby 7-(-11); OSU - Pearson 22-60, Rudzinski 1-24, Jackson 9-19, Keller 6-20, Wylie 3-9. Germaine 3-(-14).

PASSING: FSU - Busby 33-22-2-334-1; OSU - Germaine 26-10-2-173-1, Jackson 10-6-1-34-0.

RECEIVING: FSU - Minor 9-55, Green 7-176, Warrick 3-82, Coles 3-21; OSU - Miller 6-79, Boston 3-40, Lumpkin 2-61, Pearson 2-27, Keller 2 - (-3), Rambo 1-3.



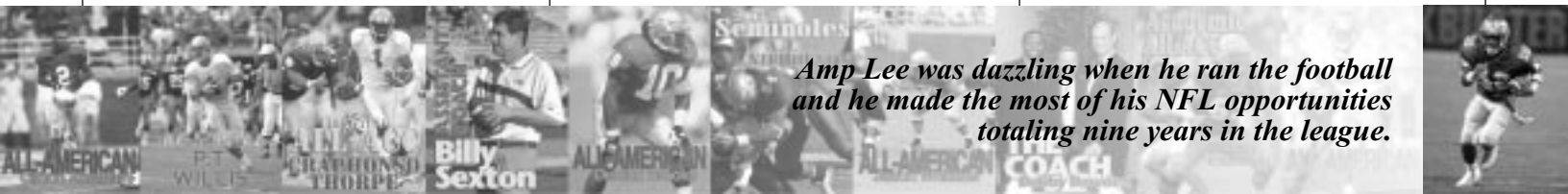
1999 Fiesta Bowl

Florida State 16
Tennessee 23

TEMPE, Ariz. (Jan. 4, 1999) — Tennessee had one more big play in them than Florida State and the Seminoles could not convert on two comeback opportunities in the last four minutes as the Volunteers defeated FSU 23-16 to win the 1998 national championship.

Both teams were sloppy at times in a game that saw the teams flagged for a combined 21 penalties, but FSU had its chances at the end.

Tennessee quarterback Tee Martin hit wide receiver Peerless Price with a majestic 79-yard



Amp Lee was dazzling when he ran the football and he made the most of his NFL opportunities totaling nine years in the league.



bomb that put the Volunteers ahead 20-9 with just over nine minutes remaining in the game.

With 3:42, FSU quarterback Marcus Outzen, who was making just his third career start for an injured Chris Weinke, scored from seven yards out to cut the UT lead to 23-16. On the ensuing kickoff, the Seminoles recovered an onside kick and appeared to have set-up their offense in great shape for a short drive. To the dismay of FSU fans, officials ruled the ball touched an FSU player within the 10-yard zone and Tennessee was awarded possession. Tennessee then drove to the FSU 10 but fumbled to give the Seminole faithful one more hope of a comeback. However, a UT interception on the ensuing play gave the Volunteers the time they needed to preserve the win.

Tennessee's Martin was 11-of-18 for 278 yards and two TD's, but the 16 points generated by the Vols offense would have only tied the Tribe.

The difference came on a defensive play in the second quarter when UT cornerback Dwayne Goodrich stepped in front of an Outzen pass and raced 54 yards for a touchdown. The interception return came just 25 seconds after the Vols first touchdown of the night and gave them a 14-0 lead which they would never relinquish.

Outzen completed 9-of-22 pass for 145 yards, but suffered two interceptions. His favorite target was Ron Dugans, who finished with 135 yards on six catches. Dugans benefitted from Tennessee's double coverage of FSU All-America wide out Peter Warrick -who had just one catch for seven yards.

FSU closed the gap to 14-9 at halftime after William McCray scored from three yards out on a short drive set up by Derrick Gibson's interception and 43-yard return. Sebastian Janikowski drew the 'Noles to within five with a 34-yard field goal with 1:17 left in the half.

FSU's final score came on a five-play, 29-yard drive that culminated with Outzen's run at the 3:42 mark of the fourth quarter.

SCORE BY QUARTERS

	1	2	3	4	F
Florida State	0	9	0	7	16
Tennessee	0	14	0	9	23

SCORING SUMMARY

- UT - Bryson 4 pass from T. Martin (J. Hall kick). Time Left: 14:05. Drive: 6 plays, 88 yards.
- UT - Goodrich 54 interception return (J. Hall kick). Time Left: 13:40.
- FSU - McCray 1 run. Time Left: 8:59. Drive: 3 plays, 3 yards.
- FSU - Janikowski 34 FG. Time Left: 1:17. Drive: 10 plays, 10 yards.
- UT - Price 79 pass from T. Martin. Time Left: 9:17. Drive: 3 plays, 80 yards.
- UT - Hall 23 FG. Time Left: 6:01. Drive: 6 plays, 22 yards.
- FSU - Outzen 7 run (Janikowski kick). Time Left: 3:42. Drive: 5 plays, 49 yards.

TEAM STATISTICS

	FSU	UT
First Downs	13	16
Rushes-Yards	41-108	54-114
Passing Yards	145	278
Comp.-Att.-Int.	9-22-2	11-19-2
Total Yards	253	392
Punts-Avg.	9-39.8	5-38
Punt Returns	2-51	4-34
Kickoff Returns	4-52	3-43

Interception Returns	2-69	2-74
Penalties-Yards	12-110	9-55
Fumbles-Lost	4-1	3-2
Sacks By	1	4
Third Down Conversions	4-15	1-12
Time of Possession	28:50	31:10
Attendance		80,470

INDIVIDUAL STATISTICS

RUSHING: FSU - Minor 15-83, Warrick 1-11, McCray 4-9, Coles 2-4, Glenn 1-2, Outzen 18(-1); UT - Stephens 13-60, Henry 19-28, Martin 10-19, Bryson 3-7.

PASSING: FSU - Outzen 22-9-0-145-2; UT - Martin 18-11-2-278-2; Henry 1-0-0-0-0.

RECEIVING: FSU - Dugans 6-135, McCray 1-11, Warrick 1-7, Minor 1(-8); UT - Price 4-199, Bryson 3-34, Copeland 1-15, Finlayson 1-14, Henry 1-9, Wilson 1-7.



2000 Sugar Bowl

Florida State 46
Virginia Tech 29

NEW ORLEANS (AP) — No. 1 at the start, No. 1 at the finish. Florida State is the perfect national champion.

Led by the sizzling Peter Warrick and the steady Chris Weinke, the Seminoles held off Virginia Tech for a 46-29 victory in the national championship game Tuesday night.

The Hokies' thrilling freshman quarterback, Michael Vick, did all he could to run his team to victory in the Sugar Bowl, but it wasn't enough.

Warrick electrified a Superdome crowd with a record 20-point game — he caught touchdown passes of 64 and 43 yards, returned a punt 59 yards for a score and snagged a 2-point conversion pass from Weinke.

The 27-year-old Weinke completed 20 of 34 passes for 329 yards and four TDs — two to Warrick and two to Ron Dugans. Warrick finished with six catches for 163 yards in the highest-scoring Sugar Bowl in history.

Vick threw for 225 yards and one TD and ran for 97 yards and a score.

Florida State (12-0) was certain to become the first team to go wire to wire in The Associated Press' poll since the preseason ratings began in 1950. The final AP poll will be released early Wednesday to confirm the obvious.

The Seminoles were automatically crowned national champs in the *USA Today*-ESPN coaches' poll under the Bowl Championship Series format.

All week, Warrick and his senior pals promised each other they would do everything possible to avoid losing three title games. They did — in a big way — and Bobby Bowden completed a remarkable year. He won his 300th game in the first father vs. son coaching matchup, celebrated his 70th birthday and 50th wedding anniversary and finally attained his first perfect season in 40 years as a coach.

Warrick came up with his best performance in the final game of his college career. In the first half, he caught three passes for 100 yards and his punt return helped the Seminoles build a 28-14 lead after 30 minutes of big plays. Last season, he was held to one catch for seven yards in a Fiesta Bowl loss to Tennessee in the national title game. In fact, in three previous bowl games, Warrick totaled five catches and no TDs.

He opened the scoring with his 64-yard grab, then took a punt and blazed past Tech defenders for a 59-yard score and a 28-7 lead.

Late in the game, with half the crowd of 79,280 chanting "Peter Warrick, Peter Warrick," Weinke reared back and threw a 43-yard TD pass to the wide receiver, who caught the ball while diving into the end zone with a Virginia Tech defender draped over him. The chants rang out again and Warrick ran to the sideline to celebrate with his teammates.

The win over the upstart Hokies (11-1) stamped the Seminoles as the Team of the Decade and ended a run of national title misses under Bowden. Since winning its first national crown in 1993, Florida State had lost two of the past three title games — 23-16 to Tennessee last season, and 52-20 to Florida in '97 in what until Tuesday night was the highest-scoring Sugar Bowl.

The loss ended Virginia Tech's dream season and a bid for its first national title in 107 years of playing football. Vick was valiant in defeat. The 19-year-old left-hander overcame a lost fumble near the Seminoles goal line on the game's opening drive and led the Hokies back from a 21-point deficit to a 29-28 lead with 2:13 left in the third quarter.

Florida State somehow regrouped and regained the lead as Weinke hit Dugans on a 15-yard score with 12:59 left in the game. Warrick caught a 2-point conversion pass from Weinke and the 'Noles were back in the lead, 36-29.

Florida State got the ball back when linebacker Bobby Rhodes' helmet knocked the ball from Vick's grasp and safety Sean Key recovered at the Hokies 34. The turnover set up Sebastian Janikowski's 32-yard field goal with 10:26 that put the Seminoles ahead 39-29.

And then came Warrick's best catch of all to seal the title. After stopping Tech on fourth down, Florida State took over at the Tech 43 and Weinke found Warrick, who held onto the ball with cornerback Roynell Whitaker hanging over him.

Down 28-14 at the half, Virginia Tech seized the momentum. Vick threw a 26-yard completion to set up Shayne Graham's 23-yard field goal to make it 28-17.

The Hokies defense came alive and forced a punt, which was returned 46 yards to the Seminoles 36 by Ike Carlton, the cornerback subbing for injured Ricky Hall. Three plays later, Andre Kendrick raced 29 yards for a touchdown to pull the Hokies within 28-23. Kendrick stepped in for Shyrone Stith, Tech's 1,000-yard rusher who missed the second half with a sprained left ankle. Vick's 2-point conversion pass attempt was incomplete.

Cornerback Anthony Midget then intercepted a long pass intended for Warrick, and Vick went to work again. He threw a 23-yard pass to Cullen Hawkins, was sacked for a 7-yard loss and then went on a catch-me-if-you-can 22-yard dash to the



Pat Watkins should contend for All-America honors at free safety after tying for second in the ACC with four interceptions last year.





6. Kendrick scored from 6 yards out and the Hokies were ahead for the first and only time.

While Virginia Tech may be the undisputed champion on special teams — 63 in the 1990s — it was Florida State that excelled in that department, too. Sixty-eight seconds after Warrick's first score. It was 14-0 after linebacker Tommy Polley blocked a punt by Tech's John Kibble, and Jeff Chaney scooped it up and went 6 yards for a touchdown with 2:14 left in the first quarter. It was the first time in Kibble's career he had a punt blocked.

In the second season under the BCS format, everything went Florida State's way. The Seminoles, ranked No. 1 in both major preseason polls, also had a schedule that was sixth-toughest among 114 I-A teams. As long as Florida State kept winning, there was little chance the computer-heavy BCS standings would leave the 'Noles out of the title game.

Florida State had a healthy Weinke, Warrick for nine games and a solid but unspectacular defense led by noseguard Corey Simon. When the defense was burned for 387 yards and four TD passes by Georgia Tech's Joe Hamilton, the Seminoles' offense took charge for a 41-35 victory on Sept. 11.

Bowden got career victory No. 300 against Clemson, coached by Bobby's son, Tommy, in college football's first father vs. son coaching matchup.

Finally, there was the annual showdown with Florida, this time at The Swamp. After the Gators went ahead 16-13 midway through the third quarter, Weinke led the Seminoles to a tying field goal and two more TDs to seal a 30-23 victory.

Forty-five days later, the relieved Bowden has himself a second national championship. What a decade!

SCORE BY QUARTERS

	1	2	3	4	F
Virginia Tech	7	7	15	0	29
Florida State	14	14	0	18	46

SCORING SUMMARY

- FSU — Warrick 64 pass from Weinke (Janikowski kick), 3:22.
- FSU — Chaney 6 blocked punt return (Janikowski kick), 2:14.
- VT — Davis 49 pass from Vick (Graham kick), :30.
- FSU — Dugans 63 pass from Weinke (Janikowski kick), 13:45.
- FSU — Warrick 59 punt return (Janikowski kick), 11:40.
- VT — Vick 3 run (Graham kick), :37.
- VT — FG Graham 23, 7:54.
- VT — Kendrick 29 run (pass failed), 5:57.
- VT — Kendrick 6 run (pass failed), 2:13.
- FSU — Dugans 14 pass from Weinke (Warrick pass from Weinke), 12:59.
- FSU — FG Janikowski 32, 10:26.
- FSU — Warrick 43 pass from Weinke (Janikowski kick), 7:42.

TEAM STATISTICS

	VaT	FSU
First Downs	24	15
Rushing	11	4
Passing	10	10
Return Yards	222	155
Comp-Att-Int	15-29-0	20-34-1
Punts	4-88	4-80
Fumbles-Lost	3-3	2-0


Penalties-Yards	6-65	7-59
Time of Possession	36:25	23:35
Attendance		79,280

INDIVIDUAL STATISTICS

RUSHING—VaT: Vick 23-97, Kendrick 12-69, Stith 11-68, Davis 1-16, E. Johnson 1-12, Sorensen 1-7, Ferguson 1-5, Hawkins 1-4, Graham 1-0. **FSU:** Chaney 4-43, Minor 9-35, team 3-(minus 7), Weinke 7-(minus 41).

PASSING—VaT: Vick 15-29-0-225. **FSU:** Weinke 20-34-1-329.

RECEIVING—VaT: Davis 7-108, Hawkins 2-49, Kendrick 2-27, E. Johnson 1-23, Wynn 1-7, Ferguson 1-6, Carter 1-5. **FSU:** Warrick 6-163, Dugans 5-99, Minnis 2-25, Minor 2-23, Morgan 2-10, Chaney 2-5, Boldin 1-4.



2001 Orange Bowl

**Florida State 2
Oklahoma 13**

MIAMI—Case closed. The Oklahoma Sooners are more than OK, they're national champions.

A smothering defense shut down Florida State and Josh Heupel generated enough offense to give No. 1 Oklahoma a startling 13-2 victory in the Orange Bowl on Wednesday night and its first national title in 15 years.

Oklahoma (13-0) completed a perfect season and made the issue of a split title a moot point.

Finishing as the nation's only unbeaten team, the Sooners were automatically crowned national champs in the coaches' poll under the Bowl Championship Series format.

Oklahoma awaited The Associated Press media poll's release early Thursday, confirming the Sooners as undisputed champs.

No. 3 Florida State (11-2) came into the game as 10 1/2-point favorites and were hoping to become the first team to repeat as national champions since Nebraska in 1994-95. Had the Seminoles won, No. 2 Miami (11-1) would have staked a claim to a share of the title.

Heupel completed 25 of 39 passes for 214 yards and kept the Seminoles' defense off balance all night.

Tim Duncan kicked two field goals and Quentin Griffin scored the clinching touchdown on a 10-yard run up the middle with 8:30 left in the game. Florida State avoided its first shutout in 12 seasons when Stanford Samuels tackled Oklahoma punter Jeff Ferguson in the end zone for a safety with 55 seconds remaining.

Florida State got the ball back on the ensuing free kick, but Weinke's 29-yard pass into the end zone was intercepted by Oteji Jones with 16 seconds left and the celebration began.

After Heupel took a knee and the clock ran down, The Pride of Oklahoma Band broke out in yet another rendition of "Boomer Sooner" and the players and fans converged on the field to celebrate.

The Seminoles offense was a mess. Without All-American receiver Snoop Minnis, suspended for failing grades, and offensive coordinator Mark Richt perhaps preoccupied with his new job as Georgia's new coach, Florida State generated just 301 total yards — 248 under its average.

Weinke was 25-of-51 for 274 yards and two interceptions and a fumble. He did not throw a touchdown pass for the first time this season.

Oklahoma's ferocious defense was the reason. Led by Orange Bowl MVP Torrance Marshall, the Sooners time and again forced Weinke into bad decisions. At least a half dozen passes were in the hands of Sooner defenders but dropped.

Marshall finished with 11 tackles, one interception and one batted ball. With Oklahoma ahead by only 6-0 in the fourth quarter, All-American linebacker Rocky Calmus made his presence felt. He knocked the ball out of Weinke's hands, safety Roy Williams recovered and two plays later, Griffin ran for his touchdown.

After the game, second-year coach Bob Stoops thrust his fist in the air and hugged players and assistants after

It was obvious both teams were coming off long layoffs, the Seminoles last played 45 days ago, the Sooners 32 days ago.

Surprisingly for two high-scoring offenses, the mistake-filled first half ended with the Oklahoma ahead 3-0 on Duncan's 27-yard field goal 7:44 into the game.

The opening 30 minutes featured three turnovers, a missed 30-yard field goal by Florida State's Brett Cimorelli — wide right, naturally — and eight penalties, five for 33 yards against the Seminoles.

Weinke and Heupel each threw an interception, and Sooners receiver Andre Woolfolk fumbled after a 22-yard reception, with Clevan Thomas recovering at the OU 47.

On the next play, Weinke's pass was intercepted by Marshall. Oklahoma drove 44 yards in seven plays before the left-footed Duncan kicked his field goal.

SCORE BY QUARTERS

	1	2	3	4	F
Florida State	0	0	0	2	2
Oklahoma	3	0	3	7	13

SCORING SUMMARY

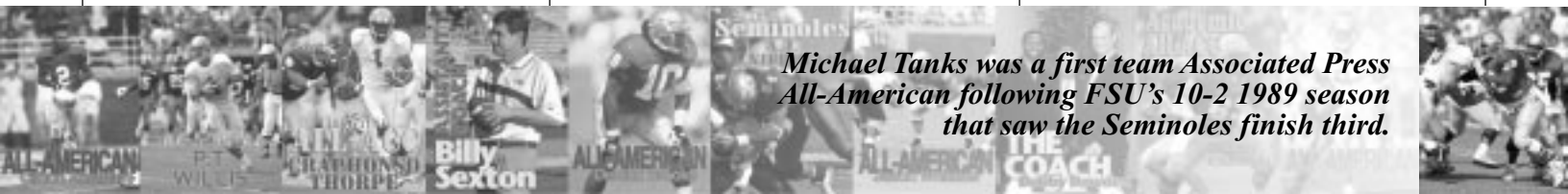
- OU—FG Duncan 27, 7:16.
- OU—FG Duncan 42, 4:24.
- OU—Griffin 10 run (Duncan kick), 7:46.
- FSU—Safety, Ferguson tackled in end zone, :55

TEAM STATISTICS

	FSU	OU
First downs	14	12
Rushes-yards	17-27	36-56
Passing	274	214
Comp-Att-Int	25-52-2	25-39-1
Return Yards	21	48
Punts-Avg.	10-45	8-41
Fumbles-Lost	3-1	2-1
Penalties-Yards	6-38	7-45
Time of Possession	23:27	36:33
Attendance		76,835

INDIVIDUAL STATISTICS

RUSHING—FSU: Minor 13-20, Weinke 4-7. **OU:** Griffin 11-40, Heupel 13-23, Works 6-16, Littrell 2-8,



Michael Tanks was a first team Associated Press All-American following FSU's 10-2 1989 season that saw the Seminoles finish third.



Mackey 2-5, team 2-(minus 36).
PASSING—FSU: Weinke 25-52-2-274. OU: Heupel 25-39-1-214.
RECEIVING—FSU: Bell 7-137, Minor 5-9, Boldin 3-31, Morgan 3-21, Golightly 3-15, Walker 1-25, Gardner 1-16, Sprague 1-14, Franklin 1-6. **OU**: Griffin 6-23, Mackey 4-23, Works 4-3, Norman 3-49, Woolfolk 3-41, Savage 2-23, T.Smith 2-13, Fagan 1-39.



**2002
Gator
Bowl**

Florida State 30
Virginia Tech 17

JACKSONVILLE, Fla. — Chris Rix raced onto the field as the players filed off at the end of the Gator Bowl, looking for the man whose faith had helped him weather a difficult season at quarterback.

When he got to coach Bobby Bowden, the two embraced.

"I gave him a hug and said, 'That was for you,'" the freshman said Tuesday after leading the No. 24 Seminoles to a 30-17 victory against No. 15 Virginia Tech in the Gator Bowl. "We told each other we loved each other. It was very important to get that win for him. He deserves it."

The victory moved Bowden into a tie with Bear Bryant for second on the Division I-A wins list with 323, four behind Penn State's Joe Paterno.

Bowden, though, didn't want the focus on himself, not after Rix and his team put a solid finish on what had become a year for learning.

"It's a funny thing. It's something you nearly need to get out of the way. It can become a distraction," the 72-year-old Bowden said. "And it sure doesn't mean Bobby Bowden is in the same class with Bear Bryant."

The victory extended to 16 Bowden's unbeaten string in non-championship bowl games, and gave him 18 bowl wins, two behind Paterno.

And Rix, nearly benched by Bowden during the season, helped make it happen with a wrist-flicked pass under intense pressure that Javon Walker turned into a 77-yard touchdown to give the Seminoles the lead for good.

The pass sparked a 17-point fourth quarter that allowed the Seminoles (8-4) to put the Hokies (8-4) away, much as they did with an 18-point explosion in the final quarter of the 1999 Sugar Bowl championship game.

"The corner came down, wanted to intercept the ball and Javon just stuttered and blew by him," Rix said. "I pumped it because I didn't want to throw it into the corner and then just put it up as I got drilled."

Rix was still on the ground when Walker scored, but when Rix came back out for the next series, he did it again, finding Walker behind corner Ronyell Whitaker again — this time for 50 yards — to set up a field goal.

Whitaker accepted the blame for the Hokies' loss.

"I was kind of the reason we lost that game," the all-Big East first-team cornerback said. "In fact, I know I was the reason we lost the game."

But in truth, it was Rix, Walker and a defense that limited the Hokies to 95 yards in the fourth quarter that deserved the bulk of the credit.

Facing a third-and-5 from his own 23, Rix dropped back as the Hokies blitzed, saw Whitaker looking for an interception opportunity and Walker blazing by him, and waited before lofting the ball down the sideline.

"The coaches came in at the half and said, 'We're going to start throwing it up for you to make plays,'" Walker said. "That's all I could ask and that's what I came out and did in the second half today."

After the Florida State defense stuffed Kevin Jones on a fourth-and-1 run from the Seminoles 32, Rix went right back to Walker, who again beat Whitaker for a 50-yard play to get it to the Hokies 18.

Xavier Beitia, who already kicked field goals of 50 and 47 yards, added a 35-yarder that banked through off the left upright to make it 23-17.

Rix also hit Walker with a 23-yard scoring pass with 2:14 left, giving the wideout four catches for 195 yards, a bowl record for Florida State.

Rix was 12-for-25 for 326 yards, two touchdowns and one interception.

"The receivers did their job and made me look good," Rix said.

Virginia Tech was held to 98 yards of offense in the first half, but used the long ball to score on its first two third-quarter possessions.

Grant Noel had completions of 30 yards to Andre Davis and 22 to Terrell Parham on the first drive, capped by Kevin Jones' 5-yard run.

After Beitia's 47-yard field goal, Richard Johnson returned the ensuing kickoff 38 yards to the Hokies 45 and Noel hit Davis with a short crossing pass two plays later, the sprinter racing 55 yards for a TD.

"It's been two great games, I know that much," Davis said of the meetings with the Seminoles. Davis had five catches for 158 yards.

Noel was 15-for-27 for 269 yards, but was sacked five times.

The second-half offense was a welcome site for a crowd of 72,202 after the first half showed why both teams came up short in their title hopes.

The Hokies had a 22-yard touchdown pass from Noel to Ernest Wilford brought back by a holding call, and Noel fumbled on the following play.

Eric Green intercepted Rix on the Seminoles' second play, but Richard Johnson's double-reverse pass to a wide-open Wilford was short, and the receiver dropped the ball inside the 10 after a hit by Malcolm Tatum.

As they did in the Sugar Bowl two years ago, the Seminoles took a page from the Hokies' book and used a blocked punt to set up the only first-half touchdown drive. Marcello Church made the block, Ryan Reynolds recovered at the Hokies 1 and Rix dove it in on the next play.

SCORE BY QUARTERS

	1	2	3	4	F
Virginia Tech	3	0	14	0	17
Florida State	0	10	3	17	30

SCORING SUMMARY

VaT—FG Warley 36, 10:56.
 FSU—Rix 1 run (Beitia kick), 6:32.
 FSU—FG Beitia 50, 1:26.
 VaT—Jones 5 run (Warley kick), 10:02.
 FSU—FG Beitia 47, 1:42.
 VaT—A.Davis 55 pass from Noel (Warley kick), :40.
 FSU—Walker 77 pass from Rix (Beitia kick), 14:48.
 FSU—FG Beitia 35, 10:13.
 FSU—Walker 23 pass from Rix (Beitia kick), 2:14.

TEAM STATISTICS

	VaT	FSU
First downs	16	19
Rushes-yards	40-43	39-104
Passing	269	326
Comp-Att-Int	15-29-1	12-25-1
Returns Yards	23	19
Punts-Avg.	7-30	4-40
Fumbles-Lost	2-1	1-1
Penalties-Yards	4-32	4-25
Time of Possession	31:09	28:51
Attendance		72,202

INDIVIDUAL STATISTICS

RUSHING—VaT: K.Jones 23-55, Ferguson 3-13, Bunnell 2-1, Noel 12-(minus 26). **FSU**: G.Jones 23-120, Maddox 3-6, Gardner 1-(minus 3), Rix 12-(minus 19).
PASSING—VaT: Noel 15-27-0-269, R.Johnson 0-1-0-0, Randall 0-1-1-0. **FSU**: Rix 12-25-1-326.
RECEIVING—VaT: A.Davis 5-158, Ferguson 5-32, Slowikowski 2-36, E. Johnson 2-21, Parham 1-22. **FSU**: Walker 4-195, Bell 3-43, Thorpe 2-48, Gardner 2-21, Maddox 1-19.



**2003
Sugar
Bowl**

Florida State 13
Georgia 26

NEW ORLEANS (AP) — Georgia wasn't satisfied just making it to the Sugar Bowl. The Bulldogs wanted to finish their memorable season in style.

Consider it done.

Bruce Thornton returned an interception for a touchdown, backup quarterback D.J. Shockley tossed a scoring pass and No. 4 Georgia stymied a shorthanded Florida State team for a 26-13 victory Wednesday night.

Billy Bennett kicked four field goals and MVP Musa Smith rushed for 145 yards as the Bulldogs went conservative, throwing a season-low 15 passes. All they had to do was let Fabian Walker, making his first start at quarterback for the 16th-ranked Seminoles, beat himself.

Walker obliged, throwing two interceptions and also losing a fumble. The Seminoles had only one turnover in their last four regular-season games.

The Bulldogs (13-1) became the first team in school history to win 13 games, capping a breakthrough season in which sophomore coach Mark Richt steered the program back to national prominence.

Richt even got the satisfaction of beating his

Melvin Pearsall was named to the ACC's All-Academic team following his senior year in 1997 along with six of his teammates.





former boss. He served 14 years on Bobby Bowden's staff at Florida State before moving to Georgia in 2001.

"I'm thankful for the victory," Richt said. "I'm just thankful to Bobby Bowden still. He's still the teacher. I love him dearly, but I love Georgia and I'm real proud of these guys."

Plenty of Georgia fans were on hand to savor the moment. Red and black dominated the Superdome as the Bulldogs made their first Sugar Bowl appearance since the 1982 season — also the year of their last Southeastern Conference championship.

Florida State (9-5), playing in the Sugar Bowl for the sixth time in 15 years, was viewed as the most unworthy team in the Bowl Championship Series. Their performance did little to change that perception, handing Bowden his first five-loss season since 1981.

"Our offense was not very structured," Bowden said. "The split-second timing definitely wasn't there. We were just kind of hoping someone could make some plays."

In all fairness, the Seminoles might have given a better showing at full strength. But they lost their top two quarterbacks and had to go with third choice Walker, who had thrown only eight passes in his career.

Why was Walker playing?

Adrian McPherson was kicked off the team in late November for allegedly stealing a check, while Chris Rix was suspended from the bowl after he overslept and missed a final exam.

Walker, a Georgia native, threw both interceptions when trying to force passes to well-covered receivers. Thornton took his interception 71 yards for a touchdown, putting the Bulldogs ahead for good with 6 minutes left in the first half.

On Florida State's first offensive play of the second half, Walker was stripped of the ball by Will Thompson and Ken Veal recovered for the Bulldogs, setting up Bennett's third field goal of the night and a comfortable 23-7 lead.

The Seminoles gave star receiver Anquan Boldin a shot at quarterback, hoping he could spark the offense. It might have worked, too, if Talman Gardner had not dropped a perfectly thrown deep pass near the goal line.

Boldin hopped up and down in dismay after the ball slipped through Gardner's hands. On the next play, Boldin bruised his left hand when dragged down behind the line, knocking him out for the rest of the first half.

After getting his hand checked out, Boldin came back to throw a 40-yard touchdown pass to Craphonso Thorpe on the final play of the third quarter. It wasn't enough.

Boldin also caught a touchdown pass, hauling down a 5-yarder from Walker early in the second quarter to give the Seminoles a short-lived 7-3 lead.

Georgia's offense didn't do much, managing just one touchdown on its own — and even that score was set up by Damian Gary's 26-yard punt return.

Shockley, who played four series in relief of starter David Greene, took advantage of Gary's long return right away, lofting a 37-yard touchdown pass to Terrence Edwards on his only

throw of the night.

On his way down the field to celebrate, Shockley jawed with a couple of Florida State players, undoubtedly a holdover from a fumble on his first possession.

That was Georgia's only turnover. The Bulldogs went conservative, relying on one of the nation's top-ranked defenses to shut down the Seminoles.

Smith had 18 of his 23 carries in the second half, rushing for 108 yards over the final two quarters.

"We started to pound the ball down their throat," he said. "At halftime, coach Richt said he was going to run it in the third and fourth quarters."

With Richt at the helm, the Bulldogs are certainly a program on the rise.

"The greatest thing he did, he brought us the blueprint of working hard," Smith said. "All of us came together as a team. I'm looking forward to great things next year."

Bennett connected on field goals of 23, 42, 25 and 35 yards to give him 130 points for the season, breaking Garrison Heart's school record of 126 in 1992.

SCORE BY QUARTERS

	1	2	3	4	F
Georgia	3	14	6	3	26
Florida State	0	7	6	0	13

SCORING SUMMARY

GA—FG Bennett 23, 4:19
 FSU—Boldin 5 pass from Walker (Beitia kick), 13:41
 GA—Thornton 71 interception return (Bennett kick), 6:24
 GA—Edwards 37 pass from Shockley (Bennett kick), 3:43
 GA—FG Bennett 42, 11:06
 GA—FG Bennett 25, 8:49
 FSU—Thorpe 40 pass from Boldin (run failed), 0:00
 GA—FG Bennett 35, 10:17

TEAM STATISTICS

	GA	FSU
First Downs	11	18
Rushes-yards	36-151	41-115
Passing	125	147
Comp-Att-Int	10-15-0	13-26-2
Return Yards	113	125
Punts-Avg	4-48.2	5-40.4
Fumbles-Lost	1-1	2-1
Penalties-Yds	6-59	5-37
Time of Possession	26:09	33:51
Attendance		74,269

INDIVIDUAL STATISTICS

RUSHING-GA: Smith 23-145, Milton 5-13, Shockley 3-2, Wall 1-0, team 2-(minus 2), Greene 2-(minus 7). **FSU:** Washington 10-48, Boldin 13-34, Maddox 9-32, Dean 1-5, Reid 1-2, Walker 7-(minus 6).

PASSING-GA: Greene 9-14-0-88, Shockley 1-1-0-37. **FSU:** Boldin 6-14-0-78, Walker 7-12-2-69.

RECEIVING-GA: Edwards 3-60, Gibson 2-12, Johnson 1-34, Brown 1-11, Watson 1-5, Wall 1-3, Smith 1-0. **FSU:** Maddox 4-24, Boldin 3-34, Sam 2-11, Thorpe 1-40, Morgan 1-18, Hughes 1-14, Gardner 1-6.



2004 Orange Bowl

Florida State 14
Miami 16

MIAMI (AP) — Jarrett Payton ran for 131 yards, Jon Peattie kicked three field goals and Miami shut out the Seminoles in the second half to give the Hurricanes a 16-14 win in the Orange Bowl on Thursday night.

It was No. 10 Miami's fifth consecutive victory in the heated series — its longest winning streak since 1957. No. 9 Florida State lost consecutive bowl games for the first time since the 1979 and 1980 seasons.

Like several other memorable games in this storied rivalry, the outcome was decided by a kicker.

Not only did Peattie hit a career-long 51-yarder to give the Hurricanes the lead in the third quarter, but Florida State's Xavier Beitia missed a 39-yarder with 5:30 to play.

And yes, it was wide right.

"I missed it," Beitia said. "There's nothing else to say. I didn't make the kick. What is there to say? I didn't make the kick. Nothing else to say. There were seven minutes left. I didn't make the kick."

It was the fifth time a Florida State kicker has missed a decisive kick in this rivalry. Beitia also missed a 43-yarder wide left against Miami as time expired in 2002, and the Hurricanes won 28-27.

"We've got something on their kicker," Miami linebacker Jonathan Vilma said. "I don't know what it is, but I'm glad we got it."

Added linebacker D.J. Williams: "It feels great to beat anyone, but it's especially sweet to beat your biggest rival. Maybe it's a mystique, some kind of a curse. I know it's always in the back of their kicker's mind."

Miami (11-2) sealed the latest victory with a defensive stand with less than two minutes to play. Chris Rix's final pass fell incomplete. Rix was 2-of-12 for 18 yards in the second half — another poor performance against Miami.

He threw two interceptions in the first meeting.

"What you had was two great defenses there, and it really came down to who made the fewest mistakes is going to win," Florida State coach Bobby Bowden said. "If we'd kicked that ball through the goal post, we'd have been all right."

This game wasn't as close as the final score indicated. The Hurricanes outgained Florida State 375 yards to 206 yards and scored the final 13 points. They also finished with 218 yards rushing.

Payton provided many of the big plays on offense, and Sean Taylor, Vince Wilfork and others did the damage on defense.

But Peattie was equally effective.

His 51-yarder came a play after Miami punted. Florida State (10-3) was penalized 5 yards for illegal substitution, moving the Hurricanes into field-goal range.



Bowden has 21 grandchildren and lives in the same home that he and Ann picked out when they came to Tallahassee in 1976.



Peattie also connected from 32 and 44 yards. He had one blocked from 45 yards with 2:18 remaining, but it didn't matter. Miami set up the attempt when D.J. Williams ran 31 yards on a fake punt on fourth-and-1 from Miami's own 32.

"That was really a great call," Bowden said. "It was a gutty call."

It was the second of three meetings in less than 11 months between the in-state rivals. Miami beat Florida State 22-14 in October, and they are scheduled to open the 2004 season in Miami — the Hurricanes' first game as a member of the Atlantic Coast Conference.

No one wanted this rematch in the Orange Bowl. And when the Bowl Championship Series announced the pairings early last month, coaches, players and fans were disappointed.

But once the initial shock wore off, everyone realized what they were getting — an intense rivalry game between two of college football's top programs.

The game certainly proved that.

Trailing 14-10, the Hurricanes were in position to take the lead before halftime with the ball at the 13. But the Seminoles sacked Brock Berlin on consecutive plays — the first sacks against Miami in the last five meetings.

Miami settled for Peattie's second field goal and a 14-13 deficit at the break.

Peattie opened the scoring with a 32-yarder on the first possession.

Florida State scored touchdowns on consecutive possessions in the second quarter to take a 14-3 lead. Lorenzo Booker took a direct snap and ran around the right end for a 10-yard score on the first play of the second quarter.

Four plays after an 8-yard punt by Brian Monroe, Greg Jones ran up the middle for 24 yards and set up Chris Rix's 7-yard touchdown pass to Matt Henshaw. Jones broke through the line, eluded two linebackers and then ran over All-America safety Sean Taylor at the 15.

The Hurricanes scored on the ensuing possession — behind more strong runs by Payton — to make it 14-10. Payton turned the corner on the left side and gained 46 yards, then had runs of 6 and 2 yards to set up Tyrone Moss' 3-yard touchdown.

Payton ran for 97 yards in the first meeting, which was played on a sloppy field in Tallahassee. He did most of damage then between the tackles. He was more effective Thursday night outside, showing a rare burst of speed.

"It's not like they beat the heck out of us or we beat the heck out of them," Bowden said. "One play. They made one more than we did. That doesn't have to necessarily be a kick. ...Those two teams tonight are about as evenly matched as two teams can be."

SCORE BY QUARTERS

Miami	3	10	3	0	16
Florida State	0	14	0	0	14

SCORING SUMMARY

- UM - FG Peattie 32, 11:32.
- FSU - Booker 9 run (Beitia kick), 14:54.
- FSU - Henshaw 7 pass from Rix (Beitia kick), 8:41.
- UM - Moss 3 run (Peattie kick), 5:34.
- UM - FG Peattie 44, 0:00.
- UM - FG Peattie 51, 10:19.

TEAM STATISTICS

	UM	FSU
First downs	16	10
Total Net Yards	375	206
Rushes-yards	48-218	32-110
Passing	157	96
Punt Returns	3-23	1-6
Kickoff Returns	3-63	4-66
Interceptions Ret.	1(-3)	2-31
Comp-Att-Int	14-29-2	6-19-1
Sacked-Yards Lost	2-13	1-7
Punts	5-25.2	7-43.6
Fumbles-Lost	2-1	2-1
Penalties-Yards	5-40	10-85
Time of Possession	36:08	23:52
Attendance		76,739

INDIVIDUAL STATISTICS

RUSHING-UM: Payton 22-131, D.J. Williams 1-31, Moss 15-31, Berlin 6-12, Parrish 1-7, Geathers 1-6, Hester 1-2, team 1-(minus 2). **FSU:** Jones 6-38, Booker 8-25, Washington 9-20, Rix 5-13, Coleman 2-9, Davis 1-5, Dean 1-0.

PASSING-UM: Berlin 14-29-2-157. **FSU:** Rix 6-19-1-96.

RECEIVING-UM: Winslow 5-48, Geathers 4-41, Moore 3-52, Hill 1-10, Everett 1-6. **FSU:** Stovall 4-79, Sam 1-10, Henshaw 1-7.



2005 Gator Bowl

Florida State 30
West Virginia 18

JACKSONVILLE (AP) — Coach Bobby Bowden stuck with quarterback Chris Rix who eventually sparked No. 17 Florida State (9-3) with two long second-half touchdown drives to beat West Virginia 30-18 in the Gator Bowl. Bowden, facing his former school for the first time since the 1982 Gator Bowl, moved within one bowl win of Penn State's Joe Paterno's NCAA record of 19.

Rix fumbled three times and threw two interceptions, one of which led to a touchdown. He eventually settled down, completing five straight passes during a 90-yard drive late in the third quarter, capped by his 14-yard TD pass to Craphonso Thorpe. Thorpe leaped for the ball over Dee McCann for a 23-15 lead. Rix also led an 80-yard scoring drive in the fourth, capped by James Coleman's 1-yard run. Rix finished 16-of-31 for 157 yards.

"Statistically, I didn't have the game I wanted," Rix said. "But the biggest thing is that we won."

Leon Washington carried FSU, finishing with 195 yards rushing. Lorenzo Booker had 101 yards rushing on 20 carries. FSU was penalized 17 times for 174 yards, both Gator Bowl records.

Quarterback Rasheed Marshall and West Virginia's running backs shredded the nation's top run defense for 238 yards. Kay-Jay Harris carried 25 times for 134 yards and scored twice. But the Mountaineers (8-4) failed to find the end zone three times after advancing inside the 20-yard line.

"We prepared well. The focus was good. The

effort was good. We just made some mistakes," said West Virginia coach Rich Rodriguez. "You make mistakes against good teams, especially like Florida State, it's going to cost you the game. It's as simple as that."

In the first half, West Virginia had two kickers miss extra points. Brad Cooper booted a kickoff out of bounds, and the Mountaineers later faked a 27-yard field goal attempt, but couldn't convert the first-down run. Backup Andy Good practiced his kicks before the third quarter and it paid off. He made field goals of 44 and 34 yards to cut the deficit to 23-18 early in the fourth period.

FSU needed only six plays to score a season-high 10 points in the first quarter. Washington went 69 yards down the right sideline on the game's second play for the longest TD run in Gator Bowl history. He had 135 yards by halftime and had only 12 carries for the game, or else he might have challenged the Gator Bowl record of 216 yards by Syracuse's Floyd Little in 1966.

West Virginia's Adam Jones fumbled the ensuing kickoff and Gerard Ross recovered at the Mountaineers 17, leading to one of three Xavier Beitia field goals.

Harris scored on a 36-yard screen pass on the WVU's first offensive series. McCann intercepted Rix later in the quarter and Marshall threw a 40-yard pass to Chris Henry to the 1. Harris took it in for a 12-10 lead.

SCORING SUMMARY

	1	2	3	4	Total
Florida State	10	3	10	7	30
West Virginia	12	0	3	3	18

- FSU-L. Washington 69 run (Beitia kick), 14:38.
- FSU-FB Beitia 32, 12:51
- WVU-Kay-Jay Harris 36 pass from Marshall (kick failed), 9:53.
- WVU-Kay-Jay Harris 1 run (kick failed), 1:45.
- FSU-Beitia 28 FG, 11:23.
- FSU-Beitia 28 FG, 12:13.
- WVU-Good 44 FG, 10:26.
- FSU-C. Thorpe 14 pass from Rix (Beitia kick), 3:05.
- WVU-Good 34 FG, 14:26.
- FSU-Coleman 1 run (Beitia kick), 11:12.

TEAM STATISTICS

	FSU	WVU
First downs	22	26
Rushes-yards	42-321	47-255
Passing	157	191
Comp-Att-Int	16-31-2	13-30-2
Return Yards	49	120
Punts-Avg.	4-41.8	2-39.5
Fumbles-Lost	3-1	2-2
Penalties-Yards	17-174	11-121
Time of Possession	32:08	27:52
Attendance		70,112

INDIVIDUAL STATISTICS

- RUSHING-FSU:** Washington 12-195, Booker 20-101, C. Davis 1-8, Coleman 2-2, Rix 5-(minus 1), Lewis 1-(-2). **WVU:** Harris 25-134, Marshall 11-71, Colson 6-20, Jackson 2-6.
- PASSING-FSU:** Rix 16-31-2-157. **WVU:** Marshall 11-23-1-131, Hales 2-7-1-60.
- RECEIVING-FSU:** Thorpe 5-73, Davis 3-39, Reid 2-15, Robinson 2-3, Coleman 1-9, Henshaw 1-9. **WVU:** Harris 4-50, Henry 3-61, Jackson 2-9, Bolden 1-49, Hales 1-9, Colson 1-7, Henderson 1-6.

DE Kamerion Wimbley will be one of the players counted on to fill the starting roles vacated by NFL draftees Eric Moore and Chauncey Davis.





SOD CEMETERY HISTORY

YEAR	OPPONENT	SCORE	SITE
1962	Georgia	18- 0	Sanford Stadium
	Georgia Tech	14-14	Grant Field
	Auburn	14-14	Cliff Hare Stadium
1963	Miami	24- 0	Orange Bowl
1964	Georgia	17-14	Sanford Stadium
	Texas Christian	10- 0	Amon G. Carter Stadium
1965	Miami	14- 0	Orange Bowl
	Oklahoma	36-19	Gator Bowl
1966	Miami	23-20	Orange Bowl
	Texas Tech	42-33	Jones Stadium
	South Carolina	32-10	Gator Bowl
1967	Alabama	37-37	Denny Stadium
	Memphis State	27- 7	Memphis Memorial Stadium
	Texas A&M	19-18	Kyle Field
1968	Florida	21-16	Florida Field
	Penn State	17-17	Beaver Stadium
	N.C. State	48- 7	Carter Stadium
	South Carolina	35-28	Carolina Stadium
1969	Houston	40-20	Jeppesen Stadium
	Miami	19-14	Orange Bowl
1970	Virginia Tech	10-10	Lane Stadium
	South Carolina	21-13	Carolina Stadium
1976	Miami	27- 3	Orange Bowl
	Boston College	28- 9	Alumni Stadium
1977	North Texas State	21-20	Fouts Field
	Oklahoma State	25-17	Lewis Field
1978	Florida	34- 9	Florida Field
	Texas Tech	40-17	Tangerine Bowl
1978	Syracuse	28- 0	Archbold Stadium
1979	Arizona State	31- 3	Sun Devil Stadium
	Louisiana State	24-19	Tiger Stadium
1980	Florida	27-16	Florida Field
	Louisiana State	16- 0	Tiger Stadium
	Nebraska	18-14	Memorial Stadium

The Sod Cemetery

In 1962, the team captains of the Seminole football team returned to Tallahassee with a piece of sod from Sanford Stadium as a trophy from the team's 18-0 victory over the University of Georgia. The turf was presented to Dean Coyle E. Moore, who founded the continuing tradition of the sod game.

The sod cemetery began when that first piece of sod was buried in the corner of the Florida State practice field and a monument was placed to commemorate the road victory.

In the early years, FSU only snipped grass when it won by upset on the road. But as the Seminoles became more successful, the criteria changed. Sod games still represent road games that the Tribe wins when they are significant underdogs, however, all bowl games are now considered sod games as well as landmark road wins no matter who is favored.

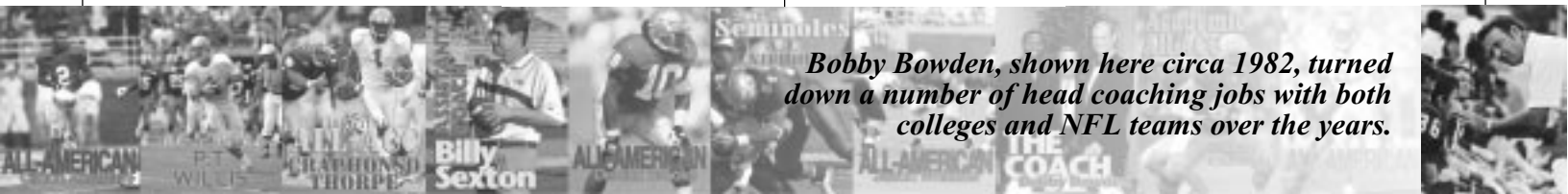
Each piece of sod is buried in the cemetery next to the practice field and a tombstone is placed above it with the score and date of the game.

1981	Ohio State	36-27	Ohio Stadium
	Notre Dame	19-13	Notre Dame Stadium
1982	Miami	24- 7	Orange Bowl
	Ohio State	34-17	Ohio Stadium
1983	West Virginia	31-12	Gator Bowl
	Arizona State	29-26	Sun Devil Stadium
1984	Louisiana State	40-35	Tiger Stadium
	North Carolina	28- 3	Atlanta Fulton Cty Stadium
1985	Miami	38- 3	Orange Bowl
	Arizona State	52-44	Sun Devil Stadium
1986	Georgia	17-17	Citrus Bowl
	Nebraska	17-13	Memorial Stadium
1987	Oklahoma State	34-23	Gator Bowl
	Indiana	27-13	Legion Field
1988	Michigan State	31- 3	Spartan Stadium
	Auburn	34- 6	Jordan-Hare Stadium
1989	Florida	28-13	Florida Field
	Nebraska	31-28	Sun Devil Stadium
1990	Clemson	24-21	Clemson Memorial Stadium
	Auburn	13- 7	Louisiana Superdome
1991	Florida	24-17	Ben Hill Griffin Stadium
	Nebraska	41-17	Sun Devil Stadium
1992	Penn State	24-17	Joe Robbie Stadium 1991
	Michigan	51-31	Michigan Stadium
1993	Texas A&M	10- 2	Cotton Bowl
	Clemson	24-20	Clemson Memorial Stadium
1994	Georgia Tech	29-24	Bobby Dodd Stadium/ Grant Field
	Nebraska	27-14	Orange Bowl
1995	Florida	33-21	Ben Hill Griffin Stadium
	Nebraska	18-16	Orange Bowl
1996	Notre Dame	23-16	Citrus Bowl
	Florida	23-17	Louisiana Superdome
1997	Notre Dame	31-26	Orange Bowl
	North Carolina	20- 3	Kenan Stadium
1998	Ohio State	31-14	Sugar Bowl
	Florida	30-23	Ben Hill Griffin Stadium
1999	Virginia Tech	46-29	Sugar Bowl
	Virginia Tech	30-17	Gator Bowl
2001	Florida	38-34	Ben Hill Griffin Stadium
2003	West Virginia	30-18	Gator Bowl



Jason Whitaker, an NCAA Consensus All-America offensive guard in 1999 removed a bit of turf from Florida Field in 1999 to bury in the Sod Cemetery.

Bobby Bowden, shown here circa 1982, turned down a number of head coaching jobs with both colleges and NFL teams over the years.





YEAR-BY-YEAR RECORD



Ed Williamson



Don Veller



Tom Nugent

Ed Williamson (1947) 0-5-0

Ed Williamson was appointed Florida State's first coach just a few weeks before the inaugural football season. He had no stadium, no scholarships and no team name. With only 45 ex-high school players, his teams came close to winning three games that year, although it finished 0-5. Williamson was not paid for coaching the team.

1947 (0-5)

O 18	Stetson	H	-/-	6-14
N 14	Cumberland	A	-/-	0-6
N 22	Tennessee Tech	H	-/-	6-27
N 27	Troy State	H	-/-	6-36
D 6	Alabama State	H	-/-	0-7
				18-90

Don Veller (1948-52) 31-12-1

Don Veller won 30 of his first 34 games as head coach at FSU before the Seminoles began playing a major college schedule. His overall record included an undefeated (8-0) season in 1950, the year the Tribe moved into Doak Campbell Stadium. Veller, who still resides in Tallahassee, owns the second highest winning percentage of FSU coaches (.716). He is credited with laying the early foundation for the FSU football program.

1948 (7-1)

O 9	Cumberland	H	-/-	30-0
O 16	Erskine	A	-/-	6-14
O 23	Millsaps	A	-/-	7-6
O 30	Stetson	A	-/-	18-7
N 13	Mississippi College	H	-/-	26-6
N 20	Livingston State	H	-/-	12-6
N 27	Troy State	N	-/-	20-13
D 4	Tampa**	H	-/-	33-12
				152-64

1949 (9-1)

O 1	Whiting Field	H	-/-	74-0
O 8	Mississippi College	A	-/-	33-12
O 15	Erskine	H	-/-	26-7
O 22	Sewanee	A	-/-	6-0
O 29	Stetson	N	-/-	33-14
N 5	Livingston State	N	-/-	6-13
N 12	Millsaps**	H	-/-	40-0
N 18	Tampa	A	-/-	34-7
N 26	Troy State	H	-/-	20-0

Cigar Bowl

J 2	Wofford	N	-/-	19-6
				291-59

1950 (8-0)

S 30	Troy State	A	-/-	26-7
O 7	Randolph Macon	H	-/-	40-7
O 14	Howard	H	-/-	20-6
O 21	Newberry	A	-/-	24-0
O 28	Sewanee**	H	-/-	14-8
N 10	Stetson	A	-/-	27-7
N 18	Mississippi College	H	-/-	33-0
N 25	Tampa	H	-/-	35-19
				219-54

1951 (6-2)

S 29	Troy State	H	-/-	40-0
O 5	Miami	A	-/-	13-35
O 13	Delta State	H	-/-	34-0
O 20	Sal Ross State	H	-/-	35-13
O 27	Stetson**	H	-/-	13-10
N 3	Jacksonville Navy	A	-/-	39-0
N 10	Wofford	H	-/-	14-0
N 17	Tampa	H	-/-	6-14
				194-72

1952 (1-8-1)

S 27	Louisiana Tech	H	-/-	13-32
O 4	Louisville	H	-/-	14-41
O 10	VMI	H	-/-	7-28
O 25	NC State	A	-/-	7-13
N 1	Stetson	N	-/-	6-6
N 8	Mississippi So.	H	-/-	21-50
N 15	Furman**	H	-/-	0-9
N 22	Georgia Tech	A	-/2	0-30
N 29	Wofford	A	-/-	27-13
D 6	Tampa	H	-/-	6-39
				101-261

Tom Nugent (1953-58) 34-28-1

Tom Nugent had a successful coaching stint at Florida State, as indicated by his 34-28-1 record in six years at the Seminole helm. Florida State participated in two bowl games during Nugent's tenure and his 1958 squad was the first FSU team to play Florida. Nugent also served as athletic director while head coach of the Seminoles.

1953 (5-5)

S 25	Miami	A	-/-	0-27
O 3	Louisville	H	-/-	59-0

O 10	Abilene Christian	H	-/-	7-20
O 17	Louisiana Tech	A	-/-	21-32
O 31	VMI	H	-/-	12-7
N 7	Mississippi So.	A	-/-	0-21
N 14	Furman	H	-/-	7-14
N 21	Stetson**	H	-/-	13-6
N 28	NC State	H	-/-	23-13
D 5	Tampa	A	-/-	41-6
				183-146

1954 (8-4)

S 18	Georgia	H	-/-	0-14
S 25	Abilene Christian	H	-/-	0-13
O 2	Louisville	A	-/-	47-6
O 9	Villanova	H	-/-	52-13
O 16	NC State	A	-/-	13-7
O 23	Auburn	A	-/-	0-33
O 30	VMI	N	-/-	33-19
N 13	Furman**	H	-/-	33-14
N 20	Stetson	A	-/-	47-6
N 27	Mississippi So.	H	-/-	19-18
D 4	Tampa	A	-/-	13-0

SUN BOWL

J 1	Texas Western	A	-/-	20-47
				277-190

1955 (5-5)

S 17	NC State	H	-/-	7-0
S 30	Miami	A	-/-	0-34
O 8	Virginia Tech	H	-/-	20-24
O 15	Georgia	H	-/-	14-47
O 22	Georgia Tech	A	-/11	0-34
N 5	Villanova	H	-/-	16-13
N 11	Furman	A	-/-	19-6
N 19	The Citadel**	H	-/-	39-0
N 25	Mississippi So.	A	-/-	6-21
D 3	Tampa	A	-/-	26-7
				147-186

1956 (5-4-1)

S 22	Ohio	H	-/-	47-7
S 29	Georgia	A	-/-	0-3
O 6	Virginia Tech	H	-/-	7-20
O 13	NC State	A	-/-	14-0
O 20	Wake Forest**	H	-/-	14-14
O 27	Villanova	A	-/-	20-13
N 2	Miami	A	-/9	7-20
N 10	Furman	H	-/-	42-7
N 17	Mississippi So.	H	-/-	20-19
N 24	Auburn	A	-/-	7-13
				178-116

1957 (4-6)

S 21	Furman	H	-/-	27-7
S 28	Boston College	A	-/-	7-20
O 5	Villanova	A	-/-	7-21
O 12	NC State	H	-/13	0-7
O 19	Abilene Christian	H	-/-	34-7
O 26	Virginia Tech**	H	-/-	20-7
N 8	Miami	H	-/-	13-40
N 16	Mississippi So.	A	-/-	0-20
N 23	Auburn	H	-/2	7-29
N 30	Tampa	A	-/-	21-7
				136-165

1958 (7-4)

S 13	Tennessee Tech	H	-/-	22-7
S 20	Furman	H	-/-	42-6
S 26	Georgia Tech	A	-/-	3-17
O 4	Wake Forest	H	-/-	27-24
O 11	Georgia	N	-/-	13-28
O 18	Virginia Tech	H	-/-	28-0
O 25	Tennessee	A	-/-	10-0
N 1	Tampa**	H	-/-	43-0
N 7	Miami	A	-/-	17-6
N 22	Florida	A	-/-	7-21

Bluegrass Bowl

D 13	Oklahoma State	N	-/-	6-15
				218-124

Danny Kanell earned second team All-America status and still ranks fourth among FSU's all-time passers with 6,372 yards from 1992-95.





Perry Moss



Bill Peterson

Larry Jones

Perry Moss (1959) 4-6-0

Moss was one of two FSU coaches who spent only a year at the school. Midway through the 1959 season, reports were published that Moss would leave to join the Montreal Alouettes of the Canadian Football League. True to the reports, he departed after a brief year in Tallahassee.

1959 (4-6)			
S 19 Wake Forest	H	-/-	20-22
S 26 The Citadel	H	-/-	47- 6
O 3 Miami	H	-/-	6- 7
O 10 Virginia Tech	A	-/-	7- 6
O 17 Memphis State	A	-/-	6-16
O 24 Richmond	H	-/-	22- 6
O 31 Georgia	A	-14	0-42
N 14 William & Mary**	H	-/-	0- 9
N 21 Florida	A	-/-	8-18
N 28 Tampa	A	-/-	33- 0
			149-132

Bill Peterson (1960-70) 62-42-11

Bill Peterson took over a football program in deep trouble in 1960. When he left, 11 years and four bowl games later, he had become the most significant coach in the first 25 years of Florida State football. Under "Pete", the Seminoles went 62-42-11. The most memorable Peterson year was 1964, when the "Seven Magnificents" led Florida State to a 9-1-1 record and FSU's first ever win over Florida.

1960 (3-6-1)			
S 17 Richmond	H	-/-	28- 0
S 24 Florida	A	-/-	0- 3
O 1 Wake Forest	H	-/-	14- 6
O 8 The Citadel	A	-/-	0- 0
O 15 Mississippi So.	N	-/-	13-15
O 22 William & Mary	H	-/-	22- 0
O 29 Kentucky**	H	-/-	0-23
N 4 Miami	A	-/-	7-25
N 12 Houston	H	-/-	6- 7
N 19 Auburn	A	-/9	21-57
			111-136

1961 (4-5-1)			
S 16 George Washington	H	-/-	15- 7
S 30 Florida	A	-/17	3- 3
O 7 Mississippi	A	-/2	0-33
O 14 Georgia	H	-/-	3- 0
O 21 Richmond	H	-/-	13- 7
O 28 Virginia Tech	A	-/-	7-10
N 4 Kentucky	A	-/-	0-20
N 11 The Citadel	H	-/-	44- 8
N 18 Mississippi So.**	H	-/-	0-12
N 25 Houston	A	-/-	8-28
			93-128

1962 (4-3-3)			
S 15 The Citadel	H	-/-	49- 0
S 22 Kentucky	A	-/-	0- 0
S 29 Furman	H	-/-	42- 0
O 5 Miami	A	-/9	6- 7
O 20 Georgia	A	-/-	18- 0
O 27 Virginia Tech	H	-/-	20- 7
N 3 Houston**	H	-/-	0- 7
N 10 Georgia Tech	A	-/-	14-14
N 17 Florida	A	-/-	7-20
N 24 Auburn	A	-/-	14-14
			170-69

1963 (4-5-1)			
S 20 Miami	A	-/-	24- 0
S 28 Texas Christian	H	-/-	0-13
O 12 Wake Forest	H	-/-	35- 0
O 19 Southern Miss	A	-/-	0- 0
O 26 Virginia Tech	H	-/-	23-31
N 2 Furman	H	-/-	49- 6
N 9 Georgia Tech	A	-/-	7-15
N 16 NC State**	H	-/-	14- 0
N 23 Auburn	A	-/9	15-21
N 30 Florida	A	-/-	0- 7
			167-93

1964 (9-1-1)			
S 19 Miami	A	-/-	14- 0
S 26 Texas Christian	A	-/-	10- 0
O 3 New Mexico State	H	-/-	36- 0
O 10 Kentucky**	H	-/5	48- 6
O 17 Georgia	A	10/-	17-14
O 24 Virginia Tech	A	10/-	11-20
O 31 Southern Miss	H	-/-	34- 0
N 7 Houston	A	-/-	13-13
N 14 NC State	H	-/-	28- 6
N 21 Florida	H	-/-	16- 7
			Gator Bowl
J 2 Oklahoma	N	-/-	36-19
			263-85

1965 (4-5-1)			
S 25 Texas Christian	A	-/-	3- 7
O 2 Baylor	H	-/-	9- 7
O 9 Kentucky	A	-/-	24-26
O 16 Georgia	H	-/5	10- 3
O 23 Alabama	A	-/-	0-21
O 30 Virginia Tech	H	-/-	7- 6
N 6 Wake Forest**	H	-/-	35- 0
N 13 NC State	A	-/-	0- 3
N 20 Houston	H	-/-	16-16
N 27 Florida	A	-/-	17-30
			121-119

1966 (6-5)			
S 17 Houston	H	-/-	13-21
S 24 Miami	A	-/-	23-20
O 8 Florida	H	-/10	*26-22

O 15 Texas Tech	A	-/-	42-33
O 22 Mississippi State	H	-/-	10- 0
O 29 Virginia Tech	A	-/-	21-23
N 5 South Carolina	A	-/-	32-10
N 12 Syracuse	A	-/-	21-37
N 19 Wake Forest**	H	-/-	28- 0
N 26 Maryland	H	-/-	45-21

Sun Bowl			
D 24 Wyoming	N	-/-	20-28
			274-215

**The disallowed catch by FSU's Lane Fenner made this an FSU "victory" in the school paper.*

1967 (7-2-2)			
S 15 Houston	A	-/-	13-33
S 23 Alabama	A	-/2	37-37
S 30 NC State	H	-/-	10-20
O 7 Texas A&M	A	-/-	19-18
O 14 South Carolina	H	-/-	17- 0
O 21 Texas Tech**	H	-/-	28-12
O 28 Mississippi State	H	-/-	24-12
N 4 Memphis State	A	-/-	26- 7
N 11 Virginia Tech	H	-/-	38-15
N 25 Florida	A	-/-	21-16

Gator Bowl			
D 30 Penn State	N	-/10	17-17
			250-187

1968 (8-3)			
S 21 Maryland	A	-/-	24-14
S 28 Florida	H	-/5	3- 9
O 5 Texas A&M	H	-/17	20-14
O 19 Memphis State	H	19/-	20-10
O 26 South Carolina	A	20/-	35-28
N 2 Virginia Tech	H	-/-	22-40
N 9 Mississippi State	A	-/-	27-14
N 16 NC State	A	-/-	48- 7
N 23 Wake Forest**	H	-/-	42-24
N 29 Houston	N	-/18	40-20

Peach Bowl			
D 30 LSU	N	19/-	27-31
			308-211

1969 (6-3-1)			
S 20 Wichita State	H	-/-	24- 0
S 26 Miami	A	-/-	16-14
O 4 Florida	A	-/12	6-21
O 18 Tulsa	A	-/-	38-20
O 25 Mississippi State	H	-/-	20-17
N 1 South Carolina**	H	-/-	34- 9
N 8 Virginia Tech	A	-/-	10-10
N 15 Memphis State	H	-/-	26-28
N 22 NC State	H	-/-	33-22
N 29 Houston	A	-/18	13-41
			220-182

1970 (7-4)			
S 12 Louisville	H	-/-	9- 7
S 19 Georgia Tech	A	-/-	13-23
S 26 Wake Forest	H	-/-	19-14
O 10 Florida	H	-/-	27-38
O 17 Memphis State	A	-/-	12-16
O 24 South Carolina	A	-/-	21-13
O 30 Miami	A	-/-	27- 3
N 7 Clemson	H	-/-	38-13
N 14 Virginia Tech**	H	-/-	34- 8
N 21 Kansas State	H	-/-	33- 7
N 26 Houston	N	-/-	21-53
			254-195

Larry Jones (1971-73) 15-19-0

Larry Jones compiled a 15-19 record in three years as the Seminole head coach. In his first two seasons, the popular coach led his teams to a 15-8 record; but he is probably remembered most for the 1973 campaign, when his team did not win a game.



Center Clay Shiver, a four-year starter at center, made a number of All-America teams as a junior in 1995 and earned consensus status as a senior.



1971 (8-4)


S 11	Southern Miss	N	-/-	24- 9
S 18	Miami	A	-/-	20-17
S 25	Kansas	H	-/-	30- 7
O 2	Virginia Tech	A	-/-	17- 3
O 9	Mississippi State**	H	-/-	27- 9
O 16	Florida	A	19/-	15-17
O 23	South Carolina	H	19/-	49-18
O 30	Houston	A	-/-	7-14
N 13	Georgia Tech	A	-/-	6-12
N 20	Tulsa	H	-/-	45-10
N 27	Pittsburgh	H	-/-	31-13
Fiesta Bowl				
D 27	Arizona State	A	-/8	38-45
309-174				

1972 (7-4)

S 9	Pittsburgh	A	19/-	19- 7
S 16	Miami	A	20/-	37-14
S 23	Virginia Tech	H	17/-	27-15
S 30	Kansas	A	16/-	44-22
O 7	Florida	H	13/-	13-42
O 14	Mississippi State	A	-/-	25-21
O 21	Colorado State**	H	-/-	37- 0
O 28	Auburn	A	-/12	14-27
N 4	Houston	H	-/-	27-31
N 11	Tulsa	H	-/-	23-21
N 18	South Carolina	A	-/-	21-24
287-224				

1973 (0-11)

S 15	Wake Forest	A	-/-	7- 9
S 22	Kansas	H	-/-	0-28
S 29	Miami	H	-/18	10-14
O 6	Baylor	A	-/-	14-21
O 13	Mississippi State	H	-/-	12-37
O 20	Memphis State**	H	-/-	10-13
O 27	San Diego State	A	-/-	17-38
N 3	Houston	A	-/18	3-34
N 10	Virginia Tech	A	-/-	13-36
N 17	South Carolina	H	-/-	12-52
D 1	Florida	A	-/-	0-49
298-331				



Darrell Mudra

Bobby Bowden

Darrell Mudra (1974-75) 4-18-0

Darrell Mudra was a successful coach before arriving at Florida State, and he was successful after he left. At FSU, Mudra inherited an 0-11 team and wasn't able to bring the program back to the glory years it enjoyed under Bill Peterson. Mudra coached from the press box instead of the sidelines.

1974 (1-10)

S 14	Pittsburgh	H	-/13	6- 9
S 21	Colorado State	H	-/-	7-14
S 28	Kansas	A	-/-	9-40
O 5	Baylor	H	-/-	17-21
O 12	Alabama	A	-/3	7- 8
O 19	Florida	H	-/14	14-24
O 26	Auburn	A	-/5	6-38
N 2	Memphis State	A	-/-	14-42
N 8	Miami	A	-/-	21-14
N 16	Virginia Tech**	H	-/-	21-56
N 23	Houston	H	-/15	8-23
130-289				

1975 (3-8)

S 13	Texas Tech	A	-/-	20-31
S 20	Utah State	H	-/-	17- 8
S 27	Iowa State	H	-/-	6-10
O 4	Georgia Tech	A	-/-	0-30
O 11	Virginia Tech	A	-/-	10-13
O 18	Florida	A	-/14	8-34
O 25	Auburn	H	-/-	14-17
N 1	Clemson	A	-/-	43- 7
N 8	Memphis State	H	-/-	14-17
N 15	Miami**	H	-/-	22-24
N 22	Houston	A	-/-	33-22
187-213				

Bobby Bowden (1976-Present) 278-70-4

Current Florida State head coach Bobby Bowden enters his 30th season at the helm of the Seminole program that he resurrected beginning in 1976. By far the winningest coach in school history, Bowden has accumulated more wins (228) than the previous seven head coaches combined. He is currently major college football's all-time winningest coach.

Bowden has taken the Florida State program to the top of the college football world and has won two national championships (1993, 1999). Bowden's Seminoles have been the most dominant bowl teams ever posting a 19-8-1 record with NCAA records for winning percentage, consecutive bowl wins (10) and consecutive bowl appearances without a loss (14).

Bowden is the only coach in the history of college football to lead teams to 10 or more wins over 14 straight seasons. He is also the only coach ever to lead his team to 14 straight finishes among the *Associated Press* Top Five.

1976 (5-6)

S 11	Memphis State	A	-/-	12-21
S 18	Miami	A	-/-	0-47
S 25	Oklahoma	A	-/4	9-24
O 2	Kansas State	H	-/-	20-10
O 9	Boston College	A	-/13	28- 9
O 16	Florida	H	-/12	26-33
O 23	Auburn	A	-/-	19-31
O 30	Clemson	H	-/-	12-15
N 6	Southern Miss**	H	-/-	30-27
N 13	N. Texas State	A	-/-	21-20
N 20	Virginia Tech	H	-/-	28-21
205-258				

1977 (10-2)

RANKED 14TH AP				
S 10	Southern Miss	A	-/-	35- 6
S 17	Kansas State	A	-/-	18-10
S 24	Miami	H	-/-	17-23
O 1	Oklahoma State	A	-/-	25-17
O 8	Cincinnati	H	-/-	14- 0

O 22	Auburn	H	-/-	24- 3
O 29	N. Texas State**	H	20/-	35-14
N 5	Virginia Tech	A	15/-	23-21
N 12	Memphis State	H	16/-	30- 9
N 19	San Diego State	A	13/-	16-41
D 3	Florida	A	19/-	37- 9
Tangerine Bowl				
D 23	Texas Tech	N	-/-	40-17
314-170				

1978 (8-3)

S 9	Syracuse	A	17/-	28- 0
S 16	Oklahoma State	H	16/-	38-20
S 23	Miami	A	13/-	31-21
S 30	Houston	H	10/-	21-27
O 7	Cincinnati	H	18/-	26-21
O 14	Mississippi State	A	15/-	27-55
O 21	Pittsburgh	A	-/15	3- 7
O 28	Southern Miss	A	-/-	38-16
N 11	Virginia Tech	H	-/-	24-14
N 18	Navy**	H	-/-	38- 6
N 25	Florida	H	-/-	38-21
312-208				

1979 (11-1)

RANKED 6TH AP				
S 8	Southern Miss	H	19/-	17-14
S 15	Arizona State	N	18/-	31- 3
S 22	Miami	H	14/-	40-23
S 29	Virginia Tech	A	12/-	17-10
O 6	Louisville	A	9/-	27- 0
O 13	Mississippi State	H	9/-	17- 6
O 27	Louisiana State	A	8/-	24-19
N 3	Cincinnati	A	6/-	26-21
N 10	South Carolina**	H	7/19	27- 7
N 17	Memphis State	H	5/-	66-17
N 23	Florida	A	5/-	27-16
Orange Bowl				
J 1	Oklahoma	N	4/-	7-24
326-160				

1980 (10-2)

RANKED 5TH AP				
S 6	Louisiana State	A	13/-	16- 0
S 13	Louisville	H	10/-	52- 0
S 20	East Carolina	H	9/-	63- 7
S 27	Miami	A	9/-	9-10
O 4	Nebraska	A	16/3	18-14
O 11	Pittsburgh**	H	11/4	36-22
O 18	Boston College	H	7/-	41- 7
O 25	Memphis State	A	6/-	24- 3
N 1	Tulsa	H	5/-	45- 2
N 8	Virginia Tech	H	3/-	31- 7
D 6	Florida	H	3/19	17-13
Orange Bowl				
J 1	Oklahoma	N	2/4	17-18
369-103				

1981 (6-5)

S 5	Louisville	H	19/-	17- 0
S 12	Memphis State	H	18/-	10- 5
S 19	Nebraska	A	19/17	14-34
O 3	Ohio State	A	20/7	36-27
O 10	Notre Dame	A	20/-	19-13
O 17	Pittsburgh	A	11/13	14-42
O 24	Louisiana State	A	20/-	38-14
O 31	Western Carolina**	H	17/-	56-31
N 7	Miami	H	14/13	19-27
N 14	Southern Miss	H	20/14	14-58
N 28	Florida	A	-/-	3-35
240-286				

1982 (9-3)

RANKED 13TH AP				
S 4	Cincinnati	H	-/-	38-31
S 18	Pittsburgh	H	-/2	17-37



Peter Boulware holds the school record with 19 quarterback sacks as a junior in 1986. He is second in career sacks with 34 in just three seasons.

Kevin Steele



THE RECORD BOOK

S	25	Southern Miss	A	-/-	24-17
O	2	Ohio State	A	-/-	34-17
O	9	Southern Illinois**	H	-/-	59- 8
O	16	East Carolina	H	19/-	56-17
O	30	Miami	A	14/16	24- 7
N	6	South Carolina	A	12/-	56-26
N	13	Louisville	H	9/-	49-14
N	20	Louisiana State	A	7/12	21-55
D	4	Florida	H	15/-	10-13

Gator Bowl
D 30 West Virginia N -/10 31-12
419-234

1983 (8-4)

S	3	East Carolina	H	7/-	47-46
S	10	Louisiana State	A	12/13	40-35
S	17	Tulane*	A	9/-	28-34
O	1	Auburn	A	17/10	24-27
O	8	Pittsburgh	A	-/-	16-17
O	15	Cincinnati**	H	-/-	43-17
O	20	Louisville	H	-/-	51- 7
O	29	Arizona State	A	-/-	29-26
N	5	South Carolina	H	-/-	45-30
N	12	Miami	H	-/6	16-17
D	3	Florida	A	-/12	14-53

Peach Bowl
D 31 North Carolina N -/- 28- 3
381-312

1984 (7-3-2)

S	1	East Carolina	H	20/-	48-17
S	15	Kansas	A	18/-	42-16
S	22	Miami	A	15/4	38- 3
S	29	Temple**	H	9/-	44-27
O	6	Memphis State	A	6/-	17-17
O	13	Auburn	H	9/16	41-42
O	20	Tulane	H	15/-	27- 6
N	3	Arizona State	A	15/-	52-44
N	10	South Carolina	A	14/5	26-38
N	17	Tennessee-Chatta.	H	17/-	37- 0
D	1	Florida	H	12/3	17-27

Citrus Bowl
D 22 Georgia N -/- 17-17
406-254

1985 (9-3)

S	31	Tulane	A	17/-	38-12
S	7	Nebraska	A	7/10	17-13
S	21	Memphis State	H	6/-	19-10
S	28	Kansas	H	4/-	24-20
O	12	Auburn	A	4/12	27-59
O	19	Tulsa	H	13/-	76-14
O	26	North Carolina	A	11/-	20-10
N	2	Miami	H	10/11	27-35
N	9	South Carolina	H	16/-	56-14

N	16	W. Carolina**	H	15/-	50-10
N	30	Florida	A	12/6	14-38

Gator Bowl
D 30 Oklahoma State N 18/19 34-23
402-258

1986 (7-4-1)

A	30	Toledo	H	11/-	24- 0
S	6	Nebraska	A	11/8	17-34
S	20	North Carolina	H	15/-	10-10
S	27	Michigan	A	20/5	18-20
O	11	Tulane	H	-/-	54-21
O	18	Wichita State	H	-/-	59- 3
O	25	Louisville	A	20/-	54-18
N	1	Miami	A	-/1	23-41
N	8	South Carolina	A	-/-	45-28
N	15	Southern Miss**	H	-/-	49-13
N	29	Florida	H	-/-	13-17

All-American Bowl
D 31 Indiana N -/- 27-13
393-218

1987 (11-1)

S	5	Texas Tech	H	8/-	40-16
S	12	East Carolina	A	8/-	44- 3
S	19	Memphis State	H	7/-	41-24
S	26	Michigan State	A	6/-	31- 3
O	3	Miami	H	4/3	25-26
O	10	Southern Miss	A	6/-	61-10
O	17	Louisville	H	4/-	32- 9
O	31	Tulane**	H	4/-	73-14
N	7	Auburn	A	4/6	34- 6
N	14	Furman	H	4/-	41-10
N	28	Florida	A	3/-	28-14

Fiesta Bowl
J 1 Nebraska N 3/5 31-28
481-163

1988 (11-1)

S	3	Miami	A	1/8	0-31
S	10	Southern Miss	H	10/-	49-13
S	17	Clemson	A	10/3	24-21
S	24	Michigan State	H	9/-	30- 7
O	1	Tulane	A	6/-	48-28
O	8	Georgia Southern**	H	6/-	28-10
O	15	East Carolina	H	5/-	45-21
O	22	Louisiana Tech	H	7/-	66- 3
N	5	South Carolina	A	5/15	59- 0
N	12	Virginia Tech	H	5/-	41-14
N	26	Florida	H	5/-	52-17

Sugar Bowl
J 2 Auburn N 4/7 13- 7
455-172

1989 (10-2)

S	2	Southern Miss	N	6/-	26-30
S	9	Clemson	H	-/10	23-34
S	16	Louisiana State	A	-/21	31-21
S	23	Tulane	H	-/-	59- 9
O	7	Syracuse	A	25/17	41-10
O	14	Virginia Tech	A	19/-	41- 7
O	21	Auburn	H	9/11	22-14
O	28	Miami	H	6/2	24-10
N	4	South Carolina**	H	5/-	35-10
N	18	Memphis State	H	5/-	57-20
D	2	Florida	A	6/-	24-17

Fiesta Bowl
J 1 Nebraska N 5/6 41-17
424-199

1990 (10-2)

S	8	East Carolina	H	3/-	45-24
S	15	Georgia Southern	H	3/-	48- 6
S	22	Tulane	A	2/-	31-13
S	29	Virginia Tech	H	2/-	39-28
O	6	Miami	A	2/9	22-31
O	20	Auburn	A	7/5	17-20
O	27	Louisiana State	H	12/-	42- 3
N	3	South Carolina	A	12/-	41-10
N	10	Cincinnati**	H	9/-	70-21
N	17	Memphis State	N	9/-	35- 3
D	1	Florida	H	8/6	45-30

Blockbuster Bowl
D 29 Penn State N 6/7 24-17
459-206

1991 (11-2)

A	29	Brigham Young	N	1/19	44-28
S	7	Tulane	H	1/-	38-11
S	14	Western Michigan	H	1/-	58- 0
S	28	Michigan	A	1/3	51-31
O	5	Syracuse	H	1/10	46-14
O	12	Virginia Tech	N	1/-	33-20
O	19	Mid Tenn State**	H	1/-	39-10
O	26	Louisiana State	A	1/-	27-16
N	2	Louisville	A	1/-	40-15
N	9	South Carolina	H	1/-	38-10
N	16	Miami	H	1/2	16-17
N	30	Florida	A	3/5	9-14

Cotton Bowl
Jan 1 Texas A&M N 5/9 10- 2
449-188

1992 (11-1)

S	5	Duke	H	4/-	48-21
S	12	Clemson	A	5/15	24-20
S	19	NC State	A	3/16	34-13
S	26	Wake Forest	H	3/-	35- 7
O	3	Miami	A	3/2	16-19
O	10	North Carolina	H	8/-	36-13
O	17	Georgia Tech	A	6/16	29-24
O	31	Virginia	A	6/23	13- 3
N	7	Maryland**	H	6/-	69-21
N	14	Tulane	H	5/-	70- 7
N	28	Florida	H	3/6	45-24

Orange Bowl
J 1 Nebraska N 3/11 27-14
446-186

1993 (12-1)

A	28	Kansas	N	1/-	42- 0
S	4	Duke	A	1/-	45- 7

COACHES' CUMULATIVE RECORDS

NAME	TENURE	YEARS	W-	L-	T	PCT.	FSU PTS	OPP PTS
Ed Williamson	1947	1	0-	5-	0	.000	18	90
Don Veller	1948-52	5	31-	12-	1	.716	957	510
Tom Nugent	1953-58	6	34-	28-	1	.548	1,139	927
Perry Moss	1959	1	4-	6-	0	.400	149	132
Bill Peterson	1960-70	11	62-	42-	11	.587	2,231	1,620
Larry Jones	1971-73	3	15-	19-	0	.441	694	729
Darrell Mudra	1974-75	2	4-	18-	0	.182	317	502
Bobby Bowden	1976-Present	29	278-	70-	4	.795	11,747	5,993
8 COACHES	1947-Present	57	428-	200-	17	.677	17,252	10,503

Consensus All-American Andre Wadsworth succeeded Peter Boulware and had the second most sacks (16) in school history in 1997.





S 11	Clemson	H	1/17	57- 0
S 18	North Carolina	A	1/13	33- 7
O 2	Georgia Tech	H	1/-	51- 0
O 9	Miami	H	1/3	28-10
O 16	Virginia	H	1/15	40-14
O 30	Wake Forest**	H	1/-	54- 0
N 6	Maryland	A	1/-	49-20
N 13	Notre Dame	A	1/2	24-31
N 20	NC State	H	2/-	62- 3
N 27	Florida	A	1/7	33-21
Orange Bowl				
J 1	Nebraska	N	1/2	18-16
536-129				

1994 (10-1-1)
RANKED 4TH AP
ACC CHAMPIONS (8-0)

S 3	Virginia	H	4/-	41-17
S 10	Maryland	A	4/-	52-20
S 17	Wake Forest	A	3/-	56-14
S 24	North Carolina	H	3/13	31-18
O 8	Miami	A	3/13	20-34
O 22	Clemson**	H	10/-	17- 0
O 29	Duke	H	9/13	59-20
N 5	Georgia Tech	A	8/-	41-10
N 12	Notre Dame	N	8/-	23-16
N 19	NC State	A	8/22	34- 3
N 26	Florida	H	7/4	31-31
Sugar Bowl				
J 2	Florida	N	7/5	23-17
428-200				

1995 (10-2)
RANKED 4TH AP
ACC CHAMPIONS (7-1)

S 2	Duke	N	1/-	70-26
S 9	Clemson	A	1/-	45-26
S 16	NC State	H	1/-	77-17
S 23	Central Florida	H	1/-	46-14
O 7	Miami	H	1/-	41-17
O 14	Wake Forest**	H	1/-	72-13
O 21	Georgia Tech	H	1/-	42-10
N 2	Virginia	A	2/24	28-33
N 11	North Carolina	A	6/-	28-12
N 18	Maryland	H	6/-	59-17
25	Florida	A	6/3	24-35
Orange Bowl				
J 1	Notre Dame	N	7/6	31-26
563-246				

1996 (11-1)
RANKED 3RD AP
ACC CHAMPIONS (8-0)

S 7	Duke	H	3/-	44- 7
S 19	NC State	A	3/-	51-17
S 28	North Carolina	H	2/11	13- 0
O 5	Clemson	H	2/-	34- 3
O 12	Miami	A	3/6	34-16
O 26	Virginia**	H	3/14	31-24
N 2	Georgia Tech	A	3/-	49- 3
N 9	Wake Forest	N	3/-	44- 7
N 16	Southern Miss	H	3/25	54-14
N 23	Maryland	N	3/-	48-10
N 30	Florida	H	2/1	24-21
Sugar Bowl				
J 2	Florida	N	1/3	20-52
446-174				

1997 (11-1)
RANKED 3RD AP
ACC CHAMPIONS (8-0)

S 6	Southern Cal	A	5/23	14- 7
S 13	Maryland	H	5/-	50- 7
S 20	Clemson	A	5/16	35-28
O 4	Miami	H	4/-	47- 0
O 11	Duke	A	4/-	51-27

O 18	Georgia Tech	H	4/21	38- 0
O 25	Virginia	A	3/-	47-21
N 1	NC State**	H	3/-	48-35
N 8	North Carolina	A	3/5	20- 3
N 15	Wake Forest	H	3/-	58- 7
N 22	Florida	A	2/10	29-32
Sugar Bowl				
J 1	Ohio State	N	4/9	31-14
468-181				

1998 (11-2)
RANKED 3RD AP
ACC CHAMPIONS (7-1)

A 31	Texas A&M	N	2/15	23-14
S 12	NC State	A	2/-	7-24
S 19	Duke	H	11/-	62-13
S 26	Southern Cal	H	10/18	30-10
O 3	Maryland	A	9/-	24-10
O 10	Miami	A	8/-	26-14
O 17	Clemson**	H	6/-	48- 0
O 24	Georgia Tech	A	6/20	34- 7
O 31	North Carolina	H	5/-	39-13
N 7	Virginia	H	6/12	45-14
N 14	Wake Forest	A	5/-	24- 7
N 21	Florida	H	5/4	23-12
Fiesta Bowl				
J 4	Tennessee	N	2/1	16-23
401-161				

1999 (12-0)
RANKED 1ST AP
NATIONAL CHAMPIONS
ACC CHAMPIONS (8-0)

A 28	Louisiana Tech	H	1/-	41- 7
S 11	Georgia Tech	H	1/10	41-35
S 18	NC State	H	1/20	42-11
S 25	North Carolina	A	1/-	42-10
O 2	Duke	N	1/-	51-23
O 9	Miami	H	1/19	31-21
O 16	Wake Forest**	H	1/-	33-10
O 23	Clemson	A	1/-	17-14
O 30	Virginia	A	1/-	35-10
N 13	Maryland	H	1/-	49-10
N 20	Florida	A	1/3	30-23
Sugar Bowl				
J 4	Virginia Tech	N	1/2	46-29
458-203				

2000 (11-2)
RANKED 5TH AP
ACC CHAMPIONS (8-0)

A 26	BYU	N	2/-	29- 3
S 9	Georgia Tech	A	2/-	26-21
S 16	North Carolina	H	2/-	63-14
S 23	Louisville	H	2/-	31- 0
S 28	Maryland	A	2/-	59- 7
O 7	Miami	A	1/7	24-27
O 14	Duke**	H	7/-	63-14
O 21	Virginia	H	6/-	37- 3
O 28	NC State	A	6/21	58-14
N 4	Clemson	H	4/10	54- 7
N 11	Wake Forest	A	3/-	35- 6
N 18	Florida	H	3/4	30- 7
Orange Bowl				
J 3	Oklahoma	N	3/1	2-13
514-133				

2001 (8-4)
RANKED 15TH AP

S 1	Duke	A	6/-	55-13
S 8	UAB	H	6/-	29- 7
S 22	North Carolina	A	6/-	9-41
S 29	Wake Forest	H	18/-	48-24
O 13	Miami	H	14/2	27-49
O 20	Virginia	A	21/-	43- 7
O 27	Maryland	H	19/10	52-31

N 3	Clemson	A	14/-	41-27
N 10	NC State**	H	10/-	28-34
N 17	Florida	A	21/3	13-37
D 1	Georgia Tech	H	-/-	28-17
Gator Bowl				
J 1	Virginia Tech	N	24/15	30-17
403-304				

2002 (9-5)
RANKED 21ST AP
ACC CHAMPIONS (7-1)

A 24	Iowa State	N	5/-	38-31
A 31	Virginia	H	5/-	40-19
S 14	Maryland	A	5/-	37-10
S 21	Duke	H	5/-	48-17
S 26	Louisville	A	4/-	20-26
O 3	Clemson	H	11/-	48-31
O 12	Miami	A	9/1	27-28
O 26	Notre Dame	H	11/6	24-34
N 2	Wake Forest	A	18/-	34-21
N 9	Georgia Tech	A	17/-	21-13
N 16	North Carolina**	H	15/-	40-14
N 23	NC State	A	14/-	7-17
N 30	Florida	H	23/14	31-14
Sugar Bowl				
J 1	Georgia	N	16/4	13-26
428-301				

2003 (10-3)
RANKED 11TH AP
ACC CHAMPIONS (7-1)

A 30	North Carolina	A	13/-	37- 0
S 6	Maryland	H	11/-	35-10
S 13	Georgia Tech	H	10/-	14-13
S 20	Colorado	H	10/-	47- 7
S 27	Duke	A	6/-	56- 7
O 11	Miami	H	5/2	14-22
O 18	Virginia	A	7/-	19-14
O 25	Wake Forest	H	6/-	48-24
N 1	Notre Dame	A	5/-	37- 0
N 8	Clemson	A	3/-	10-26
N 15	NC State**	H	13/-	50-44
N 29	Florida	A	9/11	38-34
Orange Bowl				
J 4	Miami	N	9/10	14-16
419-217				

2004 (9-3)
RANKED 15TH AP

S 10	Miami	A	4/5	10-16
S 18	UAB	H	8/-	34- 7
S 25	Clemson	H	8/-	41-22
O 2	North Carolina	H	9/-	38-16
O 9	Syracuse	A	8/-	17-13
O 16	Virginia	H	7/6	36- 3
O 23	Wake Forest	A	5/-	20-17
O 30	Maryland	A	5/-	17-20
N 6	Duke**	H	13/-	29- 7
N 11	NC State	A	11/-	17-10
N 20	Florida	H	10/-	13-20
Gator Bowl				
J 1	West Virginia	N	17/-	30-18
302-169				

*won by forfeit **Homecoming

