




# ▶ 2008 SEASON REVIEW

| Date           | Opponent         | Score   | Overall | Conference | Time | Attend |
|----------------|------------------|---------|---------|------------|------|--------|
| Sep 06, 2008   | WESTERN CAROLINA | W 69-0  | 1-0-0   | 0-0-0      | 5:18 | 73024  |
| Sep 13, 2008   | CHATTANOOGA      | W 46-7  | 2-0-0   | 0-0-0      | 3:10 | 71596  |
| * Sep 20, 2008 | #18 WAKE FOREST  | 3-12 L  | 2-1-0   | 0-1-0      | 3:24 | 79235  |
| Sep 27, 2008   | vs COLO          | W 39-21 | 3-1-0   | 0-1-0      | 3:39 | 46716  |
| * Oct 04, 2008 | at Miami (Fla.)  | W 41-39 | 4-1-0   | 1-1-0      | 3:50 | 65786  |
| * Oct 16, 2008 | at NC State      | W 26-17 | 5-1-0   | 2-1-0      | 3:10 | 56643  |
| * Oct 25, 2008 | VIRGINIA TECH    | W 30-20 | 6-1-0   | 3-1-0      | 3:19 | 81876  |
| * Nov 01, 2008 | at Georgia Tech  | 28-31 L | 6-2-0   | 3-2-0      | 3:11 | 53528  |
| * Nov 08, 2008 | CLEMSON          | W 41-27 | 7-2-0   | 4-2-0      | 3:48 | 77013  |
| * Nov 15, 2008 | BOSTON COLLEGE   | 17-27 L | 7-3-0   | 4-3-0      | 3:19 | 79792  |
| * Nov 22, 2008 | at #22 Maryland  | W 37-3  | 8-3-0   | 5-3-0      | 3:04 | 51620  |
| Nov 29, 2008   | #2 FLORIDA       | 15-45 L | 8-4-0   | 5-3-0      | 3:28 | 83237  |
| Dec 27, 2008   | vs Wisconsin     | W 42-13 | 9-4-0   | 5-3-0      | 3:10 | 52692  |

\* indicates conference game



## Florida State Overall Team Statistics

| TEAM STATISTICS       | FSU        | OPP       |
|-----------------------|------------|-----------|
| SCORING               | 434        | 262       |
| Points Per Game       | 33.4       | 20.2      |
| FIRST DOWNS           | 265        | 214       |
| Rushing               | 131        | 89        |
| Passing               | 113        | 90        |
| Penalty               | 21         | 35        |
| RUSHING YARDAGE       | 2328       | 1723      |
| Yards gained rushing  | 2716       | 2213      |
| Yards lost rushing    | 388        | 490       |
| Rushing Attempts      | 483        | 450       |
| Average Per Rush      | 4.8        | 3.8       |
| Average Per Game      | 179.1      | 132.5     |
| TDs Rushing           | 27         | 12        |
| PASSING YARDAGE       | 2506       | 2111      |
| Att-Comp-Int          | 387-211-16 | 342-175-9 |
| Average Per Pass      | 6.5        | 6.2       |
| Average Per Catch     | 11.9       | 12.1      |
| Average Per Game      | 192.8      | 162.4     |
| TDs Passing           | 18         | 15        |
| TOTAL OFFENSE         | 4834       | 3834      |
| Total Plays           | 870        | 792       |
| Average Per Play      | 5.6        | 4.8       |
| Average Per Game      | 371.8      | 294.9     |
| KICK RETURNS: #-Yards | 53-1280    | 71-1431   |
| PUNT RETURNS: #-Yards | 24-209     | 16-138    |
| INT RETURNS: #-Yards  | 9-56       | 16-287    |

|                         |           |            |
|-------------------------|-----------|------------|
| KICK RETURN AVERAGE     | 24.2      | 20.2       |
| PUNT RETURN AVERAGE     | 8.7       | 8.6        |
| INT RETURN AVERAGE      | 6.2       | 17.9       |
| FUMBLES-LOST            | 23-10     | 24-17      |
| PENALTIES-Yards         | 102-937   | 76-593     |
| Average Per Game        | 72.1      | 45.6       |
| PUNTS-Yards             | 41-1649   | 65-2426    |
| Average Per Punt        | 40.2      | 37.3       |
| Net punt average        | 36.4      | 32.0       |
| TIME OF POSSESSION/Game | 31:36     | 28:20      |
| 3RD-DOWN Conversions    | 79/172    | 43/167     |
| 3rd-Down Pct            | 46%       | 26%        |
| 4TH-DOWN Conversions    | 4/12      | 10/23      |
| 4th-Down Pct            | 33%       | 43%        |
| SACKS BY-Yards          | 39-288    | 26-187     |
| MISC YARDS              | 0         | 0          |
| TOUCHDOWNS SCORED       | 51        | 29         |
| FIELD GOALS-ATTEMPTS    | 25-30     | 19-26      |
| ON-SIDE KICKS           | 0-1       | 1-2        |
| RED-ZONE SCORES         | 48-53 91% | 33-45 73%  |
| RED-ZONE TOUCHDOWNS     | 32-53 60% | 19-45 42%  |
| PAT-ATTEMPTS            | 47-50 94% | 29-29 100% |
| ATTENDANCE              | 545773    | 227577     |
| Games/Avg Per Game      | 7/77968   | 4/56894    |
| Neutral Site Games      |           | 2/49704    |

### SCORE BY QUARTERS

|               | 1st | 2nd | 3rd | 4th | Total |
|---------------|-----|-----|-----|-----|-------|
| Florida State | 65  | 146 | 106 | 117 | 434   |
| Opponents     | 71  | 58  | 61  | 72  | 262   |

## Florida State Overall Individual Statistics

| RUSHING         | GP | Att | Gain | Loss | Net  | Avg  | TD | Long | Avg/G |
|-----------------|----|-----|------|------|------|------|----|------|-------|
| Smith, A.       | 13 | 177 | 868  | 76   | 792  | 4.5  | 15 | 60   | 60.9  |
| Thomas, J.      | 12 | 69  | 492  | 10   | 482  | 7.0  | 3  | 62   | 40.2  |
| Ponder, C.      | 13 | 119 | 597  | 174  | 423  | 3.6  | 4  | 45   | 32.5  |
| Richardson, D.  | 10 | 35  | 288  | 34   | 254  | 7.3  | 3  | 55   | 25.4  |
| Jones, C.       | 4  | 11  | 106  | 7    | 99   | 9.0  | 1  | 31   | 24.8  |
| Parker, P.      | 10 | 10  | 91   | 4    | 87   | 8.7  | 0  | 40   | 8.7   |
| Sims, M.        | 9  | 23  | 68   | 4    | 64   | 2.8  | 1  | 15   | 7.1   |
| Reed, B.        | 10 | 9   | 67   | 6    | 61   | 6.8  | 0  | 33   | 6.1   |
| Givens, L.      | 12 | 3   | 35   | 3    | 32   | 10.7 | 0  | 27   | 2.7   |
| Fortson, J.     | 10 | 1   | 22   | 0    | 22   | 22.0 | 0  | 22   | 2.2   |
| Easterling, T.  | 12 | 5   | 25   | 5    | 20   | 4.0  | 0  | 20   | 1.7   |
| Gano, G.        | 11 | 2   | 24   | 8    | 16   | 8.0  | 0  | 24   | 1.5   |
| Owens, R.       | 13 | 3   | 15   | 3    | 12   | 4.0  | 0  | 13   | 0.9   |
| Surratt, J.     | 4  | 1   | 6    | 0    | 6    | 6.0  | 0  | 6    | 1.5   |
| Paul, B.        | 1  | 2   | 4    | 0    | 4    | 2.0  | 0  | 2    | 4.0   |
| Bradham, N.     | 13 | 1   | 2    | 0    | 2    | 2.0  | 0  | 2    | 0.2   |
| Holloway, S.    | 11 | 1   | 0    | 0    | 0    | 0.0  | 0  | 0    | 0.0   |
| Team            | 9  | 6   | 0    | 22   | -22  | -3.7 | 0  | 0    | -2.4  |
| Weatherford, D. | 4  | 5   | 6    | 32   | -26  | -5.2 | 0  | 6    | -6.5  |
| Total           | 13 | 483 | 2716 | 388  | 2328 | 4.8  | 27 | 62   | 179.1 |
| Opponents       | 13 | 450 | 2213 | 490  | 1723 | 3.8  | 12 | 66   | 132.5 |

| PASSING         | G  | Effic  | Cmp-Att-Int | Pct  | Yds  | TD | Lng | Avg/G |
|-----------------|----|--------|-------------|------|------|----|-----|-------|
| Ponder, C.      | 13 | 115.00 | 177-318-13  | 55.7 | 2006 | 14 | 54  | 154.3 |
| Richardson, D.  | 10 | 121.27 | 23-44-3     | 52.3 | 315  | 3  | 39  | 31.5  |
| Weatherford, D. | 4  | 100.45 | 10-23-0     | 43.5 | 156  | 0  | 42  | 39.0  |
| Team            | 9  | 0.00   | 0-1-0       | 0.0  | 0    | 0  | 0   | 0.0   |

|            |    |        |            |       |      |    |    |       |
|------------|----|--------|------------|-------|------|----|----|-------|
| Parker, P. | 10 | 673.60 | 1-1-0      | 100.0 | 29   | 1  | 29 | 2.9   |
| Total      | 13 | 116.00 | 211-387-16 | 54.5  | 2506 | 18 | 54 | 192.8 |
| Opponents  | 13 | 112.23 | 175-342-9  | 51.2  | 2111 | 15 | 67 | 162.4 |

| RECEIVING      | G  | No. | Yds  | Avg  | TD | Long | Avg/G |
|----------------|----|-----|------|------|----|------|-------|
| Parker, P.     | 10 | 40  | 372  | 9.3  | 2  | 39   | 37.2  |
| Carr, G.       | 13 | 39  | 542  | 13.9 | 4  | 54   | 41.7  |
| Easterling, T. | 12 | 30  | 322  | 10.7 | 1  | 28   | 26.8  |
| Reed, B.       | 10 | 23  | 295  | 12.8 | 3  | 41   | 29.5  |
| Owens, R.      | 13 | 15  | 183  | 12.2 | 0  | 30   | 14.1  |
| Surrency, C.   | 11 | 12  | 237  | 19.8 | 4  | 44   | 21.5  |
| Smith, A.      | 13 | 10  | 101  | 10.1 | 1  | 22   | 7.8   |
| Fortson, J.    | 10 | 8   | 137  | 17.1 | 1  | 42   | 13.7  |
| Piurowski, C.  | 10 | 8   | 83   | 10.4 | 1  | 22   | 8.3   |
| Sims, M.       | 9  | 8   | 45   | 5.6  | 0  | 11   | 5.0   |
| Thomas, J.     | 12 | 6   | 48   | 8.0  | 0  | 19   | 4.0   |
| Givens, L.     | 12 | 4   | 44   | 11.0 | 0  | 26   | 3.7   |
| Wade, C.       | 5  | 3   | 59   | 19.7 | 0  | 29   | 11.8  |
| Holloway, S.   | 11 | 2   | 5    | 2.5  | 1  | 4    | 0.5   |
| Dobbie, J.     | 8  | 1   | 14   | 14.0 | 0  | 14   | 1.8   |
| Surratt, J.    | 4  | 1   | 11   | 11.0 | 0  | 11   | 2.8   |
| Reliford, B.   | 4  | 1   | 8    | 8.0  | 0  | 8    | 2.0   |
| Total          | 13 | 211 | 2506 | 11.9 | 18 | 54   | 192.8 |
| Opponents      | 13 | 175 | 2111 | 12.1 | 15 | 67   | 162.4 |

| PUNT RETURNS  | No. | Yds | Avg  | TD | Long |
|---------------|-----|-----|------|----|------|
| Reed, B.      | 8   | 63  | 7.9  | 0  | 18   |
| Carter, T.    | 8   | 113 | 14.1 | 1  | 68   |
| Parker, P.    | 3   | 7   | 2.3  | 0  | 4    |
| Kenjeo, O.    | 2   | 6   | 3.0  | 0  | 7    |
| Alexander, A. | 1   | 12  | 12.0 | 0  | 12   |

# FLORIDA STATE FOOTBALL

|                       |           |            |            |          |           |
|-----------------------|-----------|------------|------------|----------|-----------|
| Watson, D.....        | 1         | 3          | 3.0        | 0        | 0         |
| Lawson, R.....        | 1         | 5          | 5.0        | 0        | 0         |
| <b>Total.....</b>     | <b>24</b> | <b>209</b> | <b>8.7</b> | <b>1</b> | <b>68</b> |
| <b>Opponents.....</b> | <b>16</b> | <b>138</b> | <b>8.6</b> | <b>0</b> | <b>18</b> |

| INTERCEPTIONS         |           |            |             |          |           |
|-----------------------|-----------|------------|-------------|----------|-----------|
|                       | No.       | Yds        | Avg         | TD       | Long      |
| Carter, T.....        | 2         | 0          | 0.0         | 0        | 0         |
| Robinson, P.....      | 1         | 0          | 0.0         | 0        | 0         |
| Verdell, T.....       | 1         | 34         | 34.0        | 0        | 34        |
| Ingram, K.....        | 1         | 0          | 0.0         | 0        | 0         |
| Robinson, J.....      | 1         | 0          | 0.0         | 0        | 0         |
| Watson, D.....        | 1         | 4          | 4.0         | 0        | 4         |
| McClure, D.....       | 1         | 0          | 0.0         | 0        | 0         |
| Moffett, N.....       | 1         | 18         | 18.0        | 1        | 18        |
| <b>Total.....</b>     | <b>9</b>  | <b>56</b>  | <b>6.2</b>  | <b>1</b> | <b>34</b> |
| <b>Opponents.....</b> | <b>16</b> | <b>287</b> | <b>17.9</b> | <b>2</b> | <b>87</b> |

| KICK RETURNS          |           |             |             |          |           |
|-----------------------|-----------|-------------|-------------|----------|-----------|
|                       | No.       | Yds         | Avg         | TD       | Long      |
| Garvin, M.....        | 22        | 662         | 30.1        | 1        | 94        |
| Parker, P.....        | 8         | 162         | 20.2        | 0        | 35        |
| Easterling, T.....    | 7         | 141         | 20.1        | 0        | 29        |
| Reed, B.....          | 6         | 132         | 22.0        | 0        | 41        |
| Robinson, P.....      | 4         | 112         | 28.0        | 0        | 39        |
| Bradham, N.....       | 2         | 36          | 18.0        | 0        | 19        |
| Holloway, S.....      | 2         | 28          | 14.0        | 0        | 22        |
| Surratt, J.....       | 1         | 7           | 7.0         | 0        | 7         |
| Carr, N.....          | 1         | 0           | 0.0         | 0        | 0         |
| <b>Total.....</b>     | <b>53</b> | <b>1280</b> | <b>24.2</b> | <b>1</b> | <b>94</b> |
| <b>Opponents.....</b> | <b>71</b> | <b>1431</b> | <b>20.2</b> | <b>0</b> | <b>57</b> |

| FUMBLE RETURNS        |          |            |             |          |           |
|-----------------------|----------|------------|-------------|----------|-----------|
|                       | No.      | Yds        | Avg         | TD       | Long      |
| Nicholson, D.....     | 2        | 97         | 48.5        | 2        | 75        |
| Watson, D.....        | 1        | 51         | 51.0        | 1        | 51        |
| Moffett, N.....       | 1        | -2         | -2.0        | 0        | 0         |
| Brown, E.....         | 1        | 5          | 5.0         | 0        | 5         |
| Carter, T.....        | 1        | 1          | 1.0         | 0        | 1         |
| <b>Total.....</b>     | <b>6</b> | <b>152</b> | <b>25.3</b> | <b>3</b> | <b>75</b> |
| <b>Opponents.....</b> | <b>0</b> | <b>0</b>   | <b>0.0</b>  | <b>0</b> | <b>0</b>  |

| SCORING             | TD        | PATs         |              |            |          | Rcv        | Pass     | DXP      | Saf        | Points |
|---------------------|-----------|--------------|--------------|------------|----------|------------|----------|----------|------------|--------|
|                     |           | FGs          | Kick         | Rush       |          |            |          |          |            |        |
| Gano, G             | 0         | 24-26        | 33-34        | 0-0        | 0        | 0-0        | 0        | 0        | 0          | 105    |
| Smith, A            | 16        | 0-0          | 0-0          | 0-0        | 0        | 0-0        | 0        | 0        | 0          | 96     |
| Carr, G             | 4         | 0-0          | 0-0          | 0-0        | 1        | 0-0        | 0        | 0        | 0          | 26     |
| Surrency, C.        | 4         | 0-0          | 0-0          | 0-0        | 0        | 0-0        | 0        | 0        | 0          | 24     |
| Ponder, C.          | 4         | 0-0          | 0-0          | 0-0        | 0        | 1-1        | 0        | 0        | 0          | 24     |
| Thomas, J.          | 3         | 0-0          | 0-0          | 0-0        | 0        | 0-0        | 0        | 0        | 0          | 18     |
| Reed, B.            | 3         | 0-0          | 0-0          | 0-0        | 0        | 0-0        | 0        | 0        | 0          | 18     |
| Richardson, D.      | 3         | 0-0          | 0-0          | 0-0        | 0        | 0-0        | 0        | 0        | 0          | 18     |
| Hobby, Z.           | 0         | 1-4          | 13-15        | 0-0        | 0        | 0-0        | 0        | 0        | 0          | 16     |
| Nicholson, D.       | 2         | 0-0          | 0-0          | 0-0        | 0        | 0-0        | 0        | 0        | 0          | 12     |
| Parker, P.          | 2         | 0-0          | 0-0          | 0-0        | 0        | 0-0        | 0        | 0        | 0          | 12     |
| Watson, D.          | 1         | 0-0          | 0-0          | 0-0        | 0        | 0-0        | 0        | 1        | 8          |        |
| Jones, C.           | 1         | 0-0          | 0-0          | 0-0        | 0        | 0-0        | 0        | 0        | 0          | 6      |
| Fortson, J.         | 1         | 0-0          | 0-0          | 0-0        | 0        | 0-0        | 0        | 0        | 0          | 6      |
| Sims, M.            | 1         | 0-0          | 0-0          | 0-0        | 0        | 0-0        | 0        | 0        | 0          | 6      |
| Pirowski, C.        | 1         | 0-0          | 0-0          | 0-0        | 0        | 0-0        | 0        | 0        | 0          | 6      |
| Holloway, S.        | 1         | 0-0          | 0-0          | 0-0        | 0        | 0-0        | 0        | 0        | 0          | 6      |
| Easterling, T.      | 1         | 0-0          | 0-0          | 0-0        | 0        | 0-0        | 0        | 0        | 0          | 6      |
| Carter, T.          | 1         | 0-0          | 0-0          | 0-0        | 0        | 0-0        | 0        | 0        | 0          | 6      |
| Moffett, N.         | 1         | 0-0          | 0-0          | 0-0        | 0        | 0-0        | 0        | 0        | 0          | 6      |
| Garvin, M.          | 1         | 0-0          | 0-0          | 0-0        | 0        | 0-0        | 0        | 0        | 0          | 6      |
| Lawson, R.          | 0         | 0-0          | 0-0          | 0-0        | 0        | 0-0        | 0        | 1        | 2          |        |
| Esco, J.            | 0         | 0-0          | 1-1          | 0-0        | 0        | 0-0        | 0        | 0        | 1          |        |
| <b>Total.....</b>   | <b>51</b> | <b>25-30</b> | <b>47-50</b> | <b>0-0</b> | <b>1</b> | <b>1-1</b> | <b>0</b> | <b>2</b> | <b>434</b> |        |
| <b>Opponents...</b> | <b>29</b> | <b>19-26</b> | <b>29-29</b> | <b>0-0</b> | <b>0</b> | <b>0-0</b> | <b>0</b> | <b>1</b> | <b>262</b> |        |

| TOTAL OFFENSE       |    |       |      |      |       |       |
|---------------------|----|-------|------|------|-------|-------|
|                     | G  | Plays | Rush | Pass | Total | Avg/G |
| Ponder, C.....      | 13 | 437   | 423  | 2006 | 2429  | 186.8 |
| Smith, A.....       | 13 | 177   | 792  | 0    | 792   | 60.9  |
| Richardson, D.....  | 10 | 79    | 254  | 315  | 569   | 56.9  |
| Thomas, J.....      | 12 | 69    | 482  | 0    | 482   | 40.2  |
| Weatherford, D..... | 4  | 28    | -26  | 156  | 130   | 32.5  |
| Parker, P.....      | 10 | 11    | 87   | 29   | 116   | 11.6  |
| Jones, C.....       | 4  | 11    | 99   | 0    | 99    | 24.8  |
| Sims, M.....        | 9  | 23    | 64   | 0    | 64    | 7.1   |
| Reed, B.....        | 10 | 9     | 61   | 0    | 61    | 6.1   |
| Givens, L.....      | 12 | 3     | 32   | 0    | 32    | 2.7   |
| Fortson, J.....     | 10 | 1     | 22   | 0    | 22    | 2.2   |
| Easterling, T.....  | 12 | 5     | 20   | 0    | 20    | 1.7   |
| Gano, G.....        | 11 | 2     | 16   | 0    | 16    | 1.5   |

|                       |           |            |             |             |             |              |
|-----------------------|-----------|------------|-------------|-------------|-------------|--------------|
| Owens, R.....         | 13        | 3          | 12          | 0           | 12          | 0.9          |
| Surratt, J.....       | 4         | 1          | 6           | 0           | 6           | 1.5          |
| Paul, B.....          | 1         | 2          | 4           | 0           | 4           | 4.0          |
| Bradham, N.....       | 13        | 1          | 2           | 0           | 2           | 0.2          |
| Team.....             | 9         | 7          | -22         | 0           | -22         | -2.4         |
| <b>Total.....</b>     | <b>13</b> | <b>870</b> | <b>2328</b> | <b>2506</b> | <b>4834</b> | <b>371.8</b> |
| <b>Opponents.....</b> | <b>13</b> | <b>792</b> | <b>1723</b> | <b>2111</b> | <b>3834</b> | <b>294.9</b> |

| FIELD GOALS   |         |      |       |       |       |       |       |
|---------------|---------|------|-------|-------|-------|-------|-------|
|               | FGM-FGA | Pct  | 01-19 | 20-29 | 30-39 | 40-49 | 50-99 |
| Hobby, Z..... | 1-4     | 25.0 | 0-0   | 0-0   | 0-0   | 1-4   | 0-0   |
| Gano, G.....  | 24-26   | 92.3 | 0-0   | 3-3   | 11-11 | 5-5   | 5-7   |

| FG SEQUENCE           |  | Florida State       | OPPONENTS                      |
|-----------------------|--|---------------------|--------------------------------|
| Western Carolina..... |  | 43                  | 37                             |
| Chattanooga.....      |  | 44,(43),43          | -                              |
| Wake Forest.....      |  | 52,(37)             | (48),(27),(29),(49),48,32,(31) |
| COLO.....             |  | (36),(52),(44)      | 27                             |
| Miami (Fla.).....     |  | (53),(35)           | (28),(29),(24)                 |
| NC State.....         |  | (37),(37),(44),(53) | (24)                           |
| Virginia Tech.....    |  | (50),(29),(46)      | (41),43,(20)                   |
| Georgia Tech.....     |  | (29),(45)           | (31)                           |
| Clemson.....          |  | (52),(37)           | (41),(20)                      |
| Boston College.....   |  | (39),50             | (19),(30)                      |
| Maryland.....         |  | (22),(34),(48)      | 44,(34)                        |
| Florida.....          |  | (37),(36),(32)      | (29)                           |
| Wisconsin.....        |  | -                   | (31),(41)                      |

*Numbers in parentheses indicate field goal was made.*

| PUNTING               |           |             |             |           |          |           |           |          |          |
|-----------------------|-----------|-------------|-------------|-----------|----------|-----------|-----------|----------|----------|
|                       | No.       | Yds         | Avg         | Long      | TB       | FC        | I20       | Blkd     |          |
| Gano, G.....          | 22        | 939         | 42.7        | 58        | 0        | 7         | 8         | 0        | 0        |
| Powell, S.....        | 18        | 739         | 41.1        | 56        | 1        | 2         | 4         | 0        | 0        |
| Team.....             | 1         | -29         | -29.0       | 0         | 0        | 0         | 0         | 0        | 0        |
| <b>Total.....</b>     | <b>41</b> | <b>1649</b> | <b>40.2</b> | <b>58</b> | <b>1</b> | <b>9</b>  | <b>12</b> | <b>0</b> | <b>0</b> |
| <b>Opponents.....</b> | <b>65</b> | <b>2426</b> | <b>37.3</b> | <b>67</b> | <b>7</b> | <b>14</b> | <b>18</b> | <b>2</b> | <b>2</b> |

| KICKOFFS              |           |             |             |           |          |             |             |           |           |
|-----------------------|-----------|-------------|-------------|-----------|----------|-------------|-------------|-----------|-----------|
|                       | No.       | Yds         | Avg         | TB        | OB       | Retn        | Net         | YdLn      |           |
| Esco, J.....          | 48        | 2858        | 59.5        | 2         | 2        |             |             |           |           |
| Gano, G.....          | 37        | 2315        | 62.6        | 9         | 0        |             |             |           |           |
| O'Jibway, N.....      | 1         | 57          | 57.0        | 0         | 0        |             |             |           |           |
| Powell, S.....        | 1         | 59          | 59.0        | 0         | 0        |             |             |           |           |
| <b>Total.....</b>     | <b>87</b> | <b>5289</b> | <b>60.8</b> | <b>11</b> | <b>2</b> | <b>1431</b> | <b>41.8</b> | <b>28</b> | <b>35</b> |
| <b>Opponents.....</b> | <b>60</b> | <b>3377</b> | <b>56.3</b> | <b>2</b>  | <b>4</b> | <b>1280</b> | <b>34.3</b> | <b>35</b> | <b>35</b> |

| ALL PURPOSE           |           |             |             |            |             |            |             |              |  |
|-----------------------|-----------|-------------|-------------|------------|-------------|------------|-------------|--------------|--|
|                       | G         | Rush        | Rec         | PR         | KOR         | IR         | Tot         | Avg/G        |  |
| Smith, A.....         | 13        | 792         | 101         | 0          | 0           | 0          | 893         | 68.7         |  |
| Garvin, M.....        | 12        | 0           | 0           | 0          | 662         | 0          | 662         | 55.2         |  |
| Parker, P.....        | 10        | 87          | 372         | 7          | 162         | 0          | 628         | 62.8         |  |
| Reed, B.....          | 10        | 61          | 295         | 63         | 132         | 0          | 551         | 55.1         |  |
| Carr, G.....          | 13        | 0           | 542         | 0          | 0           | 0          | 542         | 41.7         |  |
| Thomas, J.....        | 12        | 482         | 48          | 0          | 0           | 0          | 530         | 44.2         |  |
| Easterling, T.....    | 12        | 20          | 322         | 0          | 141         | 0          | 483         | 40.2         |  |
| Ponder, C.....        | 13        | 423         | 0           | 0          | 0           | 0          | 423         | 32.5         |  |
| Richardson, D.....    | 10        | 254         | 0           | 0          | 0           | 0          | 254         | 25.4         |  |
| Surrency, C.....      | 11        | 0           | 237         | 0          | 0           | 0          | 237         | 21.5         |  |
| Owens, R.....         | 13        | 12          | 183         | 0          | 0           | 0          | 195         | 15.0         |  |
| Fortson, J.....       | 10        | 22          | 137         | 0          | 0           | 0          | 159         | 15.9         |  |
| Carter, T.....        | 13        | 0           | 0           | 113        | 0           | 0          | 113         | 8.7          |  |
| Robinson, P.....      | 9         | 0           | 0           | 0          | 112         | 0          | 112         | 12.4         |  |
| Sims, M.....          | 9         | 64          | 45          | 0          | 0           | 0          | 109         | 12.1         |  |
| Jones, C.....         | 4         | 99          | 0           | 0          | 0           | 0          | 99          | 24.8         |  |
| Pirowski, C.....      | 10        | 0           | 83          | 0          | 0           | 0          | 83          | 8.3          |  |
| Givens, L.....        | 12        | 32          | 44          | 0          | 0           | 0          | 76          | 6.3          |  |
| Wade, C.....          | 5         | 0           | 59          | 0          | 0           | 0          | 59          | 11.8         |  |
| Bradham, N.....       | 13        | 2           | 0           | 0          | 36          | 0          | 38          | 2.9          |  |
| Verdell, T.....       | 13        | 0           | 0           | 0          | 0           | 34         | 34          | 2.6          |  |
| Holloway, S.....      | 11        | 0           | 5           | 0          | 28          | 0          | 33          | 3.0          |  |
| Surratt, J.....       | 4         | 6           | 11          | 0          | 7           | 0          | 24          | 6.0          |  |
| Moffett, N.....       | 10        | 0           | 0           | 0          | 0           | 18         | 18          | 1.8          |  |
| Gano, G.....          | 11        | 16          | 0           | 0          | 0           | 0          | 16          | 1.5          |  |
| Dobbie, J.....        | 8         | 0           | 14          | 0          | 0           | 0          | 14          | 1.8          |  |
| Alexander, A.....     | 2         | 0           | 0           | 12         | 0           | 0          | 12          | 6.0          |  |
| Reliford, B.....      | 4         | 0           | 8           | 0          | 0           | 0          | 8           | 2.0          |  |
| Watson, D.....        | 10        | 0           | 0           | 3          | 0           | 4          | 7           | 0.7          |  |
| Jenije, O.....        | 13        | 0           | 0           | 6          | 0           | 0          | 6           | 0.5          |  |
| Lawson, R.....        | 13        | 0           | 0           | 5          | 0           | 0          | 5           | 0.4          |  |
| Paul, B.....          | 1         | 4           | 0           | 0          | 0           | 0          | 4           | 4.0          |  |
| Team.....             | 9         | -22         | 0           | 0          | 0           | 0          | -22         | -2.4         |  |
| Weatherford, D.....   | 4         | -26         | 0           | 0          | 0           | 0          | -26         | -6.5         |  |
| <b>Total.....</b>     | <b>13</b> | <b>2328</b> | <b>2506</b> | <b>209</b> | <b>1280</b> | <b>56</b>  | <b>6379</b> | <b>490.7</b> |  |
| <b>Opponents.....</b> | <b>13</b> | <b>1723</b> | <b>2111</b> | <b>138</b> | <b>1431</b> | <b>287</b> | <b>5690</b> | <b>437.7</b> |  |

## Florida State Overall Defensive Statistics

| DEFENSIVE LEADERS | GP-GS | Tackles |     |  | Sacks TFL/Yds | No-Yards | Pass Def |  |  | Fumbles |  | Blkd |  |
|-------------------|-------|---------|-----|--|---------------|----------|----------|--|--|---------|--|------|--|
|                   |       | Solo    | Ast |  |               |          |          |  |  |         |  |      |  |





## 2008 Game-By-Game Starts

|     | WCU        | CHAT       | WFU         | COLO        | MIAMI       | NCST        | VT          | GT          | CLEM        | BC          | MD             | UF          | Bowl        |
|-----|------------|------------|-------------|-------------|-------------|-------------|-------------|-------------|-------------|-------------|----------------|-------------|-------------|
| X   | Carr       | Fortson    | Carr        | Carr        | Carr        | Carr        | Carr        | Carr        | Carr        | Carr        | Carr           | Carr        | Carr        |
| LT  | Sanders    | Datko      | Datko       | Datko       | Datko       | Datko       | Datko       | Datko       | Datko       | Datko       | Datko          | Datko       | Datko       |
| LG  | Hudson     | Hudson     | Hudson      | Hudson      | Hudson      | Hudson      | Hudson      | Hudson      | Hudson      | Hudson      | Hudson         | Hudson      | Hudson      |
| C   | McMahon    | McMahon    | McMahon     | McMahon     | McMahon     | McMahon     | McMahon     | McMahon     | McMahon     | McMahon     | McMahon        | McMahon     | McMahon     |
| RG  | Spurlock   | Furlong    | Furlong     | Furlong     | Furlong     | Furlong     | Spurlock    | Spurlock    | Spurlock    | Spurlock    | Spurlock       | Spurlock    | Spurlock    |
| RT  | Greenlee   | Greenlee   | Greenlee    | Sanders     | Sanders     | Sanders     | Sanders     | Sanders     | Sanders     | Sanders     | Sanders        | Sanders     | Sanders     |
| TE  | Dobbie     | Dobbie     | Parker (WR) | Piurowski   | Piurowski   | Piurowski   | Piurowski   | Piurowski   | Piurowski   | Piurowski   | Piurowski (WR) | Piurowski   | Piurowski   |
| Z   | Owens      | Owens      | Surrency    | Parker      | Parker      | Parker      | Owens       | Parker      | Parker      | Parker      | Parker         | Parker      | Reed        |
| QB  | Ponder     | Ponder     | Ponder      | Ponder      | Ponder      | Ponder      | Ponder      | Ponder      | Ponder      | Ponder      | Ponder         | Ponder      | Ponder      |
| Y   | Easterling | Easterling | Easterling  | Easterling  | Easterling  | Little (TE) | Sims (FB)   | Easterling  | Easterling  | Sims (FB)   | Easterling     | Sims (FB)   | Sims (FB)   |
| TB  | Smith      | Smith      | Smith       | Smith       | Smith       | Smith       | Smith       | Smith       | Smith       | Smith       | Smith          | Smith       | Smith       |
| PK  | Hobby      | Hobby      | Gano        | Gano        | Gano        | Gano        | Gano        | Gano        | Gano        | Gano        | Gano           | Gano        | Gano        |
| DS  | Aronson    | Aronson    | Aronson     | Aronson     | Aronson     | Aronson     | Aronson     | Aronson     | Aronson     | Aronson     | Aronson        | Aronson     | Aronson     |
| HO  | Powell     | Powell     | Powell      | Powell      | Powell      | Powell      | Powell      | Powell      | Powell      | Powell      | Powell         | Powell      | Powell      |
| KO  | Esco       | Esco       | Esco        | Esco        | Esco        | Esco        | Esco        | Esco        | Gano        | Gano        | Gano           | Gano        | Gano        |
| P   | Powell     | Powell     | Powell      | Powell      | Powell      | Powell      | Powell      | Gano        | Gano        | Gano        | Gano           | Gano        | Gano        |
| LE  | Lampkin    | Lampkin    | Lampkin     | Moffett     | Moffett     | Moffett     | Moffett     | Moffett     | Moffett     | Moffett     | Moffett        | Moffett     | Moffett     |
| NG  | McCray     | McCray     | Thacker     | Thacker     | Thacker     | Thacker     | Thacker     | Thacker     | Thacker     | Thacker     | Thacker        | Thacker     | Griffin     |
| NT  | Stewart    | Stewart    | Stewart     | Stewart     | Stewart     | Stewart     | Mincey      | Stewart     | Stewart     | Stewart     | Mincey         | Mincey      | Mincey      |
| RE  | Brown      | Brown      | Brown       | Brown       | Brown       | Brown       | Brown       | Brown       | Brown       | Brown       | Brown          | Brown       | Brown       |
| WLB | Verdell    | Verdell    | Verdell     | Verdell     | Bradham     | Verdell     | Verdell     | Verdell     | Verdell     | Verdell     | Verdell        | Verdell     | Verdell     |
| MLB | Nicholson  | Nicholson  | Nicholson   | Nicholson   | Nicholson   | Nicholson   | Nicholson   | Nicholson   | Nicholson   | Nicholson   | Nicholson      | Nicholson   | Nicholson   |
| SLB | Smith      | Smith      | Ingram      | Watson      | Ingram      | Smith       | Ingram      | Watson      | Watson      | Watson      | Watson         | Watson      | Watson      |
| LC  | Carter     | Carter     | Carter      | Carter      | Carter      | Carter      | Carter      | Carter      | Carter      | Carter      | Carter         | Carter      | Carter      |
| FS  | McClure    | McClure    | J. Robinson | McClure     | J. Robinson | McClure     | McClure     | McClure     | J. Robinson | McClure     | J. Robinson    | J. Robinson | J. Robinson |
| RV  | Rolle      | Rolle      | Rolle       | Rolle       | Rolle       | Rolle       | Rolle       | Rolle       | Rolle       | Rolle       | Ingram         | Rolle       | Rolle       |
| RC  | Mangum     | Mangum     | Mangum      | P. Robinson | Mangum      | Mangum      | P. Robinson | P. Robinson | P. Robinson | P. Robinson | P. Robinson    | P. Robinson | P. Robinson |

## 2008 Florida State Game Highs

### INDIVIDUAL GAME HIGHS

|                     |      |  |
|---------------------|------|--|
| Rushes              | 27   | Smith, A at Miami (Fla.) (Oct 04, 2008)      |
| Yards Rushing       | 154  | Smith, A vs COLO (Sep 27, 2008)              |
| TD Rushes           | 4    | Smith, A at Miami (Fla.) (Oct 04, 2008)      |
| Long Rush           | 62   | Thomas, J. at Georgia Tech (Nov 01, 2008)    |
| Pass attempts       | 35   | Ponder, C at NC State (Oct 16, 2008)         |
| Pass completions    | 23   | Ponder, C at NC State (Oct 16, 2008)         |
| Yards Passing       | 254  | Ponder, C at NC State (Oct 16, 2008)         |
| TD Passes           | 3    | Ponder, C vs Western Carolina (Sep 06, 2008) |
| Long Pass           | 54   | Ponder, C vs Chattanooga (Sep 13, 2008)      |
| Receptions          | 8    | Ponder, C vs Western Carolina (Sep 06, 2008) |
| Yards Receiving     | 100  | Parker, P at Maryland (Nov 22, 2008)         |
| TD Receptions       | 2    | Carr, G vs Wisconsin (Dec 27, 2008)          |
| Long Reception      | 54   | Carr, G vs Virginia Tech (Oct 25, 2008)      |
| Field Goals         | 4    | Surrency, C. vs Chattanooga (Sep 13, 2008)   |
| Long Field Goal     | 53   | Carr, G vs Western Carolina (Sep 06, 2008)   |
| Punts               | 5    | Gano, G at NC State (Oct 16, 2008)           |
| Punting Avg         | 51.7 | Gano, G vs Wisconsin (Dec 27, 2008)          |
| Long Punt           | 58   | Gano, G vs Virginia Tech (Oct 25, 2008)      |
| Long Punt Return    | 68   | Gano, G vs Wisconsin (Dec 27, 2008)          |
| Long Kickoff Return | 94   | Carter, T vs Western Carolina (Sep 06, 2008) |
| Tackles             | 10   | Garvin, M vs COLO (Sep 27, 2008)             |
| Sacks               | 3.5  | Watson, D vs COLO (Sep 27, 2008)             |
| Tackles For Loss    | 4.5  | Nicholson, D at Georgia Tech (Nov 01, 2008)  |
| Interceptions       | 2    | Verdell, T vs Wisconsin (Dec 27, 2008)       |
|                     |      | Brown, E at Maryland (Nov 22, 2008)          |
|                     |      | Brown, E at Maryland (Nov 22, 2008)          |
|                     |      | Carter, T at Miami (Fla.) (Oct 04, 2008)     |

### 2008 Florida State Football Florida State Game Superlatives

All games

#### TEAM GAME HIGHS

|                  |      |                                    |
|------------------|------|------------------------------------|
| Rushes           | 53   | at Miami (Fla.) (Oct 04, 2008)     |
| Yards Rushing    | 310  | at Miami (Fla.) (Oct 04, 2008)     |
| Yards Per Rush   | 9.1  | vs Western Carolina (Sep 06, 2008) |
| TD Rushes        | 5    | vs Western Carolina (Sep 06, 2008) |
| Pass attempts    | 37   | vs Wisconsin (Dec 27, 2008)        |
| Pass completions | 23   | at NC State (Oct 16, 2008)         |
| Yards Passing    | 297  | vs Wisconsin (Dec 27, 2008)        |
| Yards Per Pass   | 10.8 | vs Chattanooga (Sep 13, 2008)      |
| TD Passes        | 4    | vs Western Carolina (Sep 06, 2008) |
| Total Plays      | 84   | vs Western Carolina (Sep 06, 2008) |
| Total Offense    | 561  | at Miami (Fla.) (Oct 04, 2008)     |
| Yards Per Play   | 9.8  | vs Western Carolina (Sep 06, 2008) |
| Points           | 69   | vs Western Carolina (Sep 06, 2008) |
| Sacks By         | 6    | vs Virginia Tech (Oct 25, 2008)    |
|                  |      | vs Clemson (Nov 08, 2008)          |
|                  |      | at Maryland (Nov 22, 2008)         |
| First Downs      | 28   | at NC State (Oct 16, 2008)         |
| Penalties        | 12   | vs Wake Forest (Sep 20, 2008)      |
|                  |      | vs COLO (Sep 27, 2008)             |
|                  |      | at Miami (Fla.) (Oct 04, 2008)     |
| Penalty Yards    | 139  | vs Wake Forest (Sep 20, 2008)      |
| Turnovers        | 7    | vs Wake Forest (Sep 20, 2008)      |
| Interceptions By | 3    | at Miami (Fla.) (Oct 04, 2008)     |

### 2008 Florida State Football

#### Florida State Game Superlatives

All games

#### OPPONENT INDIVIDUAL GAME HIGHS

|                     |      |  |
|---------------------|------|--|
| Rushes              | 25   | Harris, M. vs Boston College (Nov 15, 2008)    |
| Yards Rushing       | 145  | Dwyer, J., at Georgia Tech (Nov 01, 2008)      |
| TD Rushes           | 2    | Dwyer, J., at Georgia Tech (Nov 01, 2008)      |
| Long Rush           | 66   | Dwyer, J., at Georgia Tech (Nov 01, 2008)      |
| Pass attempts       | 40   | Marve, R., at Miami (Fla.) (Oct 04, 2008)      |
| Pass completions    | 19   | Harper, C. vs Clemson (Nov 08, 2008)           |
| Yards Passing       | 240  | Harper, C. vs Clemson (Nov 08, 2008)           |
| TD Passes           | 3    | Hawkins, Cody, vs COLO (Sep 27, 2008)          |
| Long Pass           | 67   | Tebow, T., vs Florida (Nov 29, 2008)           |
| Receptions          | 7    | Wilson, R., at NC State (Oct 16, 2008)         |
| Yards Receiving     | 89   | Smith, Josh, vs COLO (Sep 27, 2008)            |
|                     |      | Cooper, G., at Miami (Fla.) (Oct 04, 2008)     |
|                     |      | Pittman, vs Western Carolina (Sep 06, '08)     |
|                     |      | Boykin, J. vs Virginia Tech (Oct 25, 2008)     |
| TD Receptions       | 2    | Hernandez, A., vs Florida (Nov 29, 2008)       |
| Long Reception      | 67   | Spencer, O., at NC State (Oct 16, 2008)        |
| Field Goals         | 4    | Swank, S., vs Wake Forest (Sep 20, 2008)       |
| Long Field Goal     | 49   | Swank, S., vs Wake Forest (Sep 20, 2008)       |
| Punts               | 8    | Blake Cain, vs Western Carolina (Sep 06, 2008) |
| Punting Avg         | 45.2 | Bosher, M., at Miami (Fla.) (Oct 04, 2008)     |
| Long Punt           | 67   | Henry, C., vs Florida (Nov 29, 2008)           |
| Long Punt Return    | 18   | Graham, T., at NC State (Oct 16, 2008)         |
| Long Kickoff Return | 57   | Benjamin, T., at Miami (Fla.) (Oct 04, 2008)   |
| Tackles             | 12   | Leonard, R., at NC State (Oct 16, 2008)        |
| Sacks               | 2.0  | Young, W., at NC State (Oct 16, 2008)          |
|                     |      | Grimm, C. vs Virginia Tech (Oct 25, 2008)      |
|                     |      | Richard, D., at Georgia Tech (Nov 01, 2008)    |
|                     |      | Dunlap, C., vs Florida (Nov 29, 2008)          |
|                     |      | Levy, DeAndre, vs Wisconsin (Dec 27, 2008)     |
| Tackles For Loss    | 3.5  | Young, W., at NC State (Oct 16, 2008)          |
| Interceptions       | 2    | Patterson, K., vs Wake Forest (Sep 20, 2008)   |

### 2008 Florida State Football

#### Florida State Game Superlatives

All games

#### OPPONENT TEAM GAME HIGHS

|                  |     |                                  |
|------------------|-----|----------------------------------|
| Rushes           | 47  | vs Boston College (Nov 15, 2008) |
| Yards Rushing    | 317 | vs Florida (Nov 29, 2008)        |
| Yards Per Rush   | 7.1 | at NC State (Oct 16, 2008)       |
| TD Rushes        | 4   | at Georgia Tech (Nov 01, 2008)   |
| Pass attempts    | 49  | at Miami (Fla.) (Oct 04, 2008)   |
| Pass completions | 21  | at Miami (Fla.) (Oct 04, 2008)   |
| Yards Passing    | 237 | vs Clemson (Nov 08, 2008)        |
| Yards Per Pass   | 9.2 | at Georgia Tech (Nov 01, 2008)   |
| TD Passes        | 3   | vs COLO (Sep 27, 2008)           |
|                  |     | vs Florida (Nov 29, 2008)        |
| Total Plays      | 74  | vs Boston College (Nov 15, 2008) |
| Total Offense    | 502 | vs Florida (Nov 29, 2008)        |
| Yards Per Play   | 7.4 | vs Florida (Nov 29, 2008)        |
| Points           | 45  | vs Florida (Nov 29, 2008)        |
| Sacks By         | 5   | at Georgia Tech (Nov 01, 2008)   |
| First Downs      | 23  | vs Boston College (Nov 15, 2008) |
| Penalties        | 10  | at Miami (Fla.) (Oct 04, 2008)   |
| Penalty Yards    | 85  | at Miami (Fla.) (Oct 04, 2008)   |
| Turnovers        | 4   | at Maryland (Nov 22, 2008)       |
| Interceptions By | 5   | vs Wake Forest (Sep 20, 2008)    |

### HONORS & AWARDS

**Lou Groza Award Winner**  
Graham Gano

**Rhodes Scholar**  
Myron Rolle

**CoSIDA Academic All-American**  
Myron Rolle ..... Second Team

**Touchdown Club of Columbus**  
Myron Rolle ..... Male Athlete of the Year

**AP All-American**  
Graham Gano ..... Second Team  
Everette Brown ..... Second Team  
Myron Rolle ..... Third Team

**Walter Camp All-American**  
Graham Gano ..... Second Team  
Everette Brown ..... Second Team

**Sporting News All-American**  
Michael Ray Garvin ..... First Team  
Graham Gano ..... Second Team  
Andrew Datko ..... Freshman

**SI.com All-American**  
Graham Gano ..... Second Team  
Everette Brown ..... Third Team  
Michael Ray Garvin ..... Third Team

**CBS Sports All-American**  
Graham Gano ..... First Team

**FWAA Freshman All-American**  
Andrew Datko ..... First Team

**Scout All-American**  
Graham Gano ..... First Team  
Everette Brown ..... Second Team  
Michael Ray Garvin ..... Third Team

**Phil Steele All-American**  
Graham Gano ..... Second Team  
Everette Brown ..... Second Team  
Andrew Datko ..... Freshman

**Rivals All-American**  
Graham Gano ..... First Team  
Everette Brown ..... Second Team  
Andrew Datko ..... Freshman

**Pro Football Weekly All-American**  
Everette Brown ..... Honorable Mention

**Lott Trophy Finalist**  
Myron Rolle

**Ted Hendricks Award Finalist**  
Everette Brown

**Rudy Award Finalist**  
Louis Givens

**All-Bowl Team**  
Graham Gano ..... ESPN & CBS Sports

**ACC Player of the Year**  
Everette Brown ..... Runner-Up

**ACC Defensive Player of the Year**  
Everette Brown ..... Runner-Up

**All-ACC**  
Everette Brown (DE) ..... First Team  
Rodney Hudson (OG) ..... First Team  
Graham Gano (PK) ..... First Team  
Tony Carter (CB) ..... Second Team  
Michael Ray Garvin (SP) ..... Second Team  
Myron Rolle (S) ..... Second Team  
Ryan McMahon (C) ..... Honorable Mention  
Antone Smith (RB) ..... Honorable Mention

**Lott Player of the Week**  
Myron Rolle ..... 11/25/08

**Walter Camp National Player of the Week**  
Everette Brown (Def.) ..... 11/23/08

**ACC Player of the Week**  
Rodney Hudson (OL) ..... 9/6/08  
M. Garvin (ST) ..... 9/29/08  
Tony Carter (DB) ..... 10/6/08  
Rodney Hudson (OL) ..... 10/6/08  
Graham Gano (PK) ..... 10/20/08  
Graham Gano (PK) ..... 10/27/08  
Everette Brown (DL) ..... 10/27/08  
Graham Gano (PK) ..... 11/9/08  
Rodney Hudson (OL) ..... 11/9/08  
Neefy Moffett (DL) ..... 11/9/08  
Graham Gano (PK) ..... 11/24/08  
Everette Brown (DL) ..... 11/24/08

**Lou Groza Star of the Week**  
Graham Gano ..... 10/20/08  
Graham Gano ..... 11/09/08

**MID-SEASON**  
**Phil Steele's All-ACC**  
Antone Smith ..... 1st Team (RB)  
Rodney Hudson ..... 1st Team (OL)  
Everette Brown ..... 2nd Team (DL)  
Myron Rolle ..... 3rd Team (S)

**Rivals.com All-Americans**  
Rodney Hudson ..... OG  
Andrew Datko ..... OT

**Bednarik Award Watch List**  
Myron Rolle

**PRESEASON**  
**Lott Trophy Watch List**  
Myron Rolle

**Rimington Trophy FALL Watch List**  
Ryan McMahon

**Bronko Nagurski Trophy Watch List**  
Everette Brown  
Myron Rolle

**Phil Steele Preseason All-American**  
Greg Carr ..... Second Team  
Myron Rolle ..... Fourth team

**Phil Steele Preseason All-ACC**  
Derek Nicholson ..... First Team  
Greg Carr ..... First Team  
Drew Weatherford ..... Second Team  
Antone Smith ..... Second Team  
Rodney Hudson ..... Second Team  
Preston Parker WR/PR ..... Second Team  
Everette Brown ..... Second Team  
Patrick Robinson ..... Second Team  
Tony Carter ..... Second Team  
Myron Rolle ..... Second Team  
Ryan McMahon ..... Third Team  
Graham Gano ..... Third Team

**Bednarik Award Watch List**  
Everette Brown  
Derek Nicholson  
Myron Rolle

**Maxwell Award Watch List**  
Greg Carr  
Antone Smith  
Drew Weatherford

**O'Brien Award Watch List**  
Drew Weatherford

**Hendricks Award Watch List**  
Everette Brown

**Preseason All-ACC**  
Rodney Hudson  
Everette Brown  
Myron Rolle  
Graham Gano

**Preseason ACC Player of the Year Voting**  
Drew Weatherford ..... T-4th



# ▶ 2008 GAME RECAPS

## Game 1 – FSU 69 -- Western Carolina University 0

**TALLAHASSEE, Fla. (AP)** - Christian Ponder threw three touchdowns passes and backup D'ontrey Richardson ran for two more scores to lead Florida State to a 69-0 win over Western Carolina on Saturday night in a game interrupted more than two hours by lightning.

Ponder, making his first college start after throwing only 18 passes for the Seminoles, completed 11 of 17 passes for 196 yards before giving way to Richardson after the first series of the second half.

Richardson ran for a 52-yard score on his second play and moments later scored on a 7-yard run as Florida State (1-0) took a 48-0 lead early in the third quarter. He also hit Jamon Fortson with a 3-yard TD pass.

Florida State coach Bobby Bowden claimed his 374th career win to stay abreast of Penn State's Joe Paterno as the winningest major college coach. Penn State beat Oregon State earlier Saturday.

With more than a dozen players, including several starters, sitting out, 22 true freshmen played for the Seminoles and two scored touchdowns - Fortson and Jermaine Thomas, who ran for two TDs.

Western Carolina (1-1) trailed by only a touchdown, 7-0, midway through the second quarter before surrendering three quick touchdowns in the final 6:54 of the half.

Tony Carter's 68-yard punt return 1:49 into the game spotted the unranked Seminoles a quick lead, but the game was stopped after the point-after kick for 55 minutes and Ponder and the offense seemed out of sync when the game first resumed.

The 6-foot-2, 218-pound Ponder, who beat out incumbent starter Drew Weatherford for the starting job this fall, shook off a sluggish start and completed seven of 10 passes for 123 yards in the second quarter. In the period, he teamed with Bert Reed on a 41-yard scoring pass and then hit Corey Surrency with a 7-yard TD throw to give the Seminoles a 28-0 at the break.

On Florida State's opening drive of the second half, Ponder hit 6-6 Greg Carr with a 54-yard scoring pass as the Seminoles took a 35-0 lead.

The start of the game was delayed by 1 hour, 21 minutes because of light-


ning and then for another 55 minutes right after Carter's touchdown. Florida State is 3-0 against the outgunned Catamounts - a member of the NCAA's Football Championship Subdivision formerly known as I-AA - outscoring the Southern Conference school by an aggregate 175-20.

### Ponder - Owens Connection

In Florida State's first scoring drive of the season, starting quarterback Christian Ponder was a perfect 3-for-3 connecting all three times with junior wide out Rod Owens. Owens established a career-high with 50 receiving yards on the drive surpassing his previous career-high of 45 yards against Florida in 2007. Owens caught six passes for 55 yards a season ago. Owens added one more catch later in the second quarter tying his career-high in receptions with four (vs. Florida, 2007). He finished the first half with 4 catches for 61 yards.

### Touchdown For Antone

Tailback Antone Smith recorded the first offensive touchdown for the Seminoles with a 5-yard run in the second quarter. It was Smith's first touchdown since scoring on a 5-yard run against Alabama on September 29, 2007 in Jacksonville, a span of eight games.



Jarmon Fortson

### Western Carolina vs Florida State (Sept. 06, 2008 at Tallahassee, Fla.)

| Score by Quarters | 1 | 2  | 3  | 4  | Score |               |
|-------------------|---|----|----|----|-------|---------------|
| Western Carolina  | 0 | 0  | 0  | 0  | 0     | Record: (1-1) |
| Florida State     | 7 | 21 | 27 | 14 | 69    | Record: (1-0) |

### Scoring Summary:

|     |       |    |   |
|-----|-------|----|---|
| 1st | 13:11 | FS | Carter, T 68 yd punt return (Hobby, Z. kick)              |
| 2nd | 06:54 | FS | Smith, A 5 yd run (Hobby, Z. kick), 5-56 2:01             |
|     | 03:48 | FS | Reed, B 41 yd pass from Ponder, C (Hobby, Z. kick)        |
| 3rd | 01:28 | FS | Surrency, C. 7 yd pass from Ponder, C (Hobby, Z. kick)    |
|     | 13:32 | FS | Carr, G 54 yd pass from Ponder, C (Hobby, Z. kick)        |
|     | 10:51 | FS | Richardson, D 52 yd run (Hobby, Z. kick)                  |
|     | 09:46 | FS | Richardson, D 7 yd run (Hobby, Z. kick failed)            |
| 4th | 03:29 | FS | Fortson, J. 3 yd pass from Richardson, D (Hobby, Z. kick) |
|     | 09:17 | FS | Thomas, J. 12 yd run (Hobby, Z. kick)                     |
|     | 01:01 | FS | Thomas, J. 5 yd run (Hobby, Z. kick)                      |

**RUSHING:** Western Carolina-Quan Warley 14-38; Josh Wright 5-23; Evan Williams 2-9; Jayson Williams 4-7; Andy Horn 1-minus 5; TEAM 1-minus 6; Adam Hearn 6-minus 9. Florida State-Thomas, J. 13-91; Richardson, D 4-68; Smith, A 7-46; Ponder, C 3-39; Jones, C. 2-24; Reed, B 1-13; Surratt, J 1-6; Easterling, T 1-3.

**PASSING:** Western Carolina-Andy Horn 6-17-0-53; Adam Hearn 4-7-0-66; Zack Jaynes 0-1-0-0. Florida State-Ponder, C 11-17-0-196; Richardson, D 5-6-0-57; Weatherford, D 1-2-0-18.

**RECEIVING:** Western Carolina-Marquel Pittman 5-89; Donald James 2-15; Adam Hearn 1-8; Sterlin James 1-7; Kyle Garland 1-0. Florida State-Owens, R 4-61; Reed, B 3-77; Carr, G 3-67; Fortson, J. 2-20; Surrency, C. 2-14; Wade, C 1-18; Reliford, B. 1-8; Easterling, T 1-6.

|                            | WCU     | FS      |
|----------------------------|---------|---------|
| FIRST DOWNS                | 12      | 24      |
| RUSHES-YARDS (NET)         | 33-57   | 32-290  |
| PASSING YDS (NET)          | 119     | 271     |
| Passes Att-Comp-Int        | 25-10-0 | 25-17-0 |
| TOTAL OFFENSE PLAYS-YARDS  | 58-176  | 57-561  |
| Fumble Returns-Yards       | 0-0     | 0-0     |
| Punt Returns-Yards         | 1-7     | 3-84    |
| Kickoff Returns-Yards      | 10-224  | 1-7     |
| Interception Returns-Yards | 0-0     | 0-0     |
| Punts (Number-Avg)         | 8-34.0  | 2-46.5  |
| Fumbles-Lost               | 3-1     | 2-0     |
| Penalties-Yards            | 6-37    | 8-58    |
| Possession Time            | 32:16   | 27:44   |
| Third-Down Conversions     | 3 of 14 | 3 of 6  |
| Fourth-Down Conversions    | 0 of 2  | 0 of 0  |
| Red-Zone Scores-Chances    | 0-2     | 6-7     |
| Sacks By: Number-Yards     | 0-0     | 3-12    |

**INTERCEPTIONS:** Western Carolina-None. Florida State-None.

**FUMBLES:** Western Carolina-Adam Hearn 1-0; TEAM 1-0; Andy Horn 1-1. Florida State-Jones, C. 1-0; Richardson, D 1-0.

**Stadium:** Doak Campbell **Attendance:** 73024

**Kickoff time:** 6:06 **End of Game:** 11:24 **Total elapsed time:** 05:18

**Officials:** Referee: Jack Childress; Umpire: Mark Pellis; Linesman: Tyrone Davis;

Line Judge: T. Hardison; Back Judge: Tommy Pace; Field Judge: Chris Brown;

Side Judge: Timon Qujiri; Scorer: Dan Post;

**Temperature:** 79 **Wind:** SSE 8mph **Weather:** Rain with Thunder 9 minutes prior to the game start. **2nd weather delay:** 55 minutes at 13:11 in first quarter.

## Game 2 – FSU 46 -- Chattanooga 0

**TALLHASSEE, Fla. (AP)** - Christian Ponder threw three first-half touchdown passes and Florida State wrapped up its Saturday with a 46-7 victory over Chattanooga.

The Seminoles (2-0) had three touchdowns on the board just 12 minutes into the game and led 30-7 at the half.

Coach Bobby Bowden collected career win No. 375, staying abreast of Penn State's Joe Paterno.

Florida State begins the meatier part of its schedule next Saturday when Wake Forest (2-0) visits in search of a third straight win over the Seminoles in the Atlantic Coast Conference opener for both teams.

A sophomore making his second collegiate start for the Seminoles, Ponder threw to 6-foot-5 Corey Surrency for 44- and 39-yard touchdowns. He also teamed with Antone Smith on an 8-yard scoring pass. Smith added a 12-yard TD run.

Ponder, who beat out three-year incumbent Drew Weatherford for the starting job, has thrown six TD passes in two games without an interception.

And for the second straight week, second-team quarterback D'Vontrey Richardson came up big as well - throwing for 117 yards, including a 36-yard touchdown to Bert Reed.

Richardson ran for another, his third of the season. His 55-yard run was the longest scoring run by a quarterback in Florida State history - a record he'd set last week with a 52-yard scoring burst.

Florida State is 2-0 against the Mocs, also winning in 1984, 37-0.

### What A Scoring Streak

What a start to the 2008 season for the Seminole offense. Between nine consecutive TD drives to end the Western Carolina game in the season opener and three consecutive TD drives to open the Chattanooga game, FSU scored a touchdown on 12 consecutive drives. The streak came to a conclusion when Chattanooga held the Seminoles to a Zach Hobby field goal attempt that bounced off the uprights on FSU's fourth drive of the game.

### First Half, For Starters


Florida State's 30 points in the first half marks the most points that the Seminoles have scored in a first half since Sept. 29, 2001 when FSU scored 42 first half points on the way to a 48-24 win over Wake Forest in Doak Campbell Stadium. FSU scored 58 points in the first half of the season's two games combined.

### Ponder Off To Hot Start

Christian Ponder raised his season total to six TD passes with three in the first half versus Chattanooga. The last time an FSU QB threw for three touchdowns in any half was November 3, 2001 in a 41-27 win at Clemson. Chris Rix had three first half TD passes (one in the first quarter to Javon Walker and two in the second quarter to Talman Gardner and Walker again) in leading the Seminoles to victory.

### He Did It Again

Offensive coordinator Jimbo Fisher said D'Vontrey Richardson can beat you from the pocket. The redshirt sophomore QB sure can beat teams from outside the pocket as well. Last week he tied the Florida State record for the longest TD run by a QB with a 52-yard jaunt that equaled a Bobby Renn TD run from 1957. Today he broke that record with a 55-yard touchdown run. It is the second longest run by a QB since Lee Corso's 60-yard rush in 1956 that unfortunately did not result in six points.



### Chattanooga vs Florida State (Sept. 13, 2008 at Tallahassee, Fla.)

| Score by Quarters | 1  | 2 | 3 | 4 | Score |               |
|-------------------|----|---|---|---|-------|---------------|
| Chattanooga       | 7  | 0 | 0 | 0 | 7     | Record: (1-2) |
| Florida State     | 21 | 9 | 9 | 7 | 46    | Record: (2-0) |

#### Scoring Summary:

|     |       |     |   |
|-----|-------|-----|---|
| 1st | 08:33 | FS  | Surrency, C 44 yd pass from Ponder, C (Hobby, Z kick) |
|     | 04:35 | FS  | Smith, A 12 yd run (Hobby, Z kick)                    |
|     | 03:35 | UTC | Hazard, J 62 yd pass from Pastore, T (Camay, C kick)  |
| 2nd | 03:07 | FS  | Surrency, C 39 yd pass from Ponder, C (Hobby, Z kick) |
|     | 04:05 | FS  | Smith A 8 yd pass from Ponder, C (kick failed)        |
| 3rd | 00:00 | FS  | Hobby, Z 43 yd field goal                             |
|     | 11:33 | FS  | Lawson, R safety                                      |
| 4th | 03:39 | FS  | Richardson, D 55 yd run (Hobby, Z kick)               |
|     | 04:54 | FS  | Reed, B 36 yd pass from Richardson, D (Esco, J kick)  |

**RUSHING:** Chattanooga - Shawn Kermah 7-29; Erroll Wynn 16-20; Jare Gault 6-5; Tony Pastore 2-minus 25. Florida State - Antone Smith 13-78, 1 TD; D'Vontrey Richardson 5-38, 1 TD; Bert Reed 2-35; Jermaine Thomas 5-34; Christian Ponder 4-9; Brandon Paul 2-4; Drew Weatherford 1-minus 1.

**PASSING:** Chattanooga - Tony Pastore 5-8-0-106, 1 TD; Jare Gault 5-7-0-029; Sloan Allison 0-3-0-0. Florida State - Christian Ponder 13-22-0-180, 3 TD; D'Vontrey Richardson 9-14-0-117, 1 TD.

|                            | UTC     | FS      |
|----------------------------|---------|---------|
| FIRST DOWNS                | 7       | 23      |
| RUSHES-YARDS (NET)         | 31-29   | 32-197  |
| PASSING YDS (NET)          | 135     | 297     |
| Passes Att-Comp-Int        | 18-10-0 | 36-22-0 |
| TOTAL OFFENSE PLAYS-YARDS  | 49-164  | 68-494  |
| Fumble Returns-Yards       | 0-0     | 0-0     |
| Punt Returns-Yards         | 0-0     | 3-24    |
| Kickoff Returns-Yards      | 6-111   | 3-61    |
| Interception Returns-Yards | 0-0     | 0-0     |
| Punts (Number-Avg)         | 8-29.4  | 2-36.5  |
| Fumbles-Lost               | 1-1     | 4-1     |
| Penalties-Yards            | 6-55    | 5-45    |
| Possession Time            | 29:00   | 31:00   |
| Third-Down Conversions     | 3-of-13 | 8-of-13 |
| Fourth-Down Conversions    | 0-of-2  | 0-of-0  |
| Red-Zone Scores-Chances    | 0-of-0  | 3-of-4  |
| Sacks By: Number-Yards     | 4-21    | 4-39.   |



# Game 3 – Wake Forest 12 -- FSU 3

**TALLAHASSEE, Fla. (AP)** - Sam Swank kicked four field goals and No. 18 Wake Forest forced seven Florida State turnovers in running its winning streak over the 24th-ranked Seminoles to three games with a 12-3 victory Saturday night.

The Seminoles (2-1, 0-1 Atlantic Coast Conference) sputtered all night on offense, losing two fumbles and throwing five interceptions.

Florida State's only points also came on a 37 yard field goal by Graham Gano. It was his first game since undergoing knee surgery on his right - kicking - leg Aug. 22.

Wake Forest's Riley Skinner completed 17 of 28 passes for 217 yards, but he committed a costly fumble at the Florida State 2 near the end of the first half that quashed a potential score.

Wake Forest got the ball back just minutes later when Brandon Ghee forced a fumble by Antone Smith that was recovered by Aaron Curry at Florida State's 27 yard line. An apparent Wake Forest touchdown pass was nullified by a holding penalty and then Swank missed for 27 yards wide right.


It was Swank's first missed field goal of the season and broke a string of nine straight including his first three this year.

Wake Forest drove to the Florida State 10 late in the second quarter. Swank trotted onto the field for another 27-yard attempt on fourth-and-one, but coach Jim Grobe changed his mind and called his star kicker back to the sideline.

Kenny Ingram knocked Skinner's pass down in the backfield and Florida State took over. Wake Forest soon got the ball back deep in Seminole territory when Ponder was intercepted by Kevin Patterson. He returned the ball 32 yards to Florida State's 17. Two plays later, though, Skinner ran the ball 11 yards to the Florida State 2 where he fumbled with 29 seconds left in the half.

### The Streak Comes To An End

Graham Gano's 37-yard field goal in the third quarter was the first points scored against Wake Forest at home in 103 minutes and 58 seconds, a streak dating back to the fourth quarter in 2005. The last score for the Seminoles at home against the Demon Deacons came on Xavier Lee's 1-yard



touchdown run in Florida State' 41-24 victory.

### Carter Ties A Career-High In Tackles

Senior cornerback Tony Carter was credited with seven tackles (six solo and one assisted) in Saturday night's game against Wake Forest, tying a career-high. It marks the fifth time in his career that Carter has recorded seven tackles in a single game. The last time Carter recorded seven tackles in a game was in the 2007 Music City Bowl against Kentucky. Carter also registered a fumble recovery and a pass break-up in the game.

### Seminoles Hold Rushing Advantage

The Seminoles finished the game out rushing the Demon Deacons 102-59 on Saturday night. It marked the first time since 2004 that Florida State out rushed the Deacs (138-133). Wake Forest held the rushing advantage in 2005 (247-192), 2006 (169-26) and 2007 (180-47).

## Wake Forest vs Florida State (Sept. 20, 2008 at Tallahassee, Fla.)

| Score by Quarters | 1 | 2 | 3 | 4 | Score |               |
|-------------------|---|---|---|---|-------|---------------|
| Wake Forest       | 3 | 0 | 6 | 3 | 12    | Record: (3-0) |
| Florida State     | 0 | 0 | 3 | 0 | 3     | Record: (2-1) |

### Scoring Summary:

|     |       |    |                           |
|-----|-------|----|---------------------------|
| 1st | 11:18 | WF | Swank, S 48 yd field goal |
| 3rd | 10:29 | WF | Swank, S 29 yd field goal |
|     | 06:40 | FS | Gano, G 37 yd field goal  |
|     | 04:31 | WF | Swank, S 49 yd field goal |
| 4th | 02:07 | WF | Swank, S 31 yd field goal |

**RUSHING:** Wake Forest - Josh Adams 18-66; D.J. Boldin 3-11; Riley Skinner 6-4; Brandon Pendergrass 7-minus 17. Florida State - D'Vontrey Richardson 8-46; Christian Ponder 5-27; Antone Smith 8-24; Bert Reed 2-7; Sedrick Holloway 1-0; Preston Parker 3-0.

**PASSING:** Wake Forest - Riley Skinner 17-29-0-217; D.J. Boldin 0-1-0-0. Florida State - Christian Ponder 6-18-3-52; D'Vontrey Richardson 6-18-2-66.

**RECEIVING:** Wake Forest - Marshall Williams 3-57; Andrew Parker 2-55; Ben Wooster 2-18; Kevin Harris 2-18; Chip Brinkman 2-16; D.J. Boldin 2-4; Devon Brown 1-20; Josh Adams 1-15; Mike Rinfrette 1-12; Brandon Pendergrass 1-2. Florida State - Preston Parker 3-34; Taiwan Easterling 3-33; Greg Carr 3-30; Josh Dobbie 1-14; Rod Owens 1-6; Sedrick Holloway 1-1.

|                            | WF        | FS      |
|----------------------------|-----------|---------|
| FIRST DOWNS                | 16        | 12      |
| RUSHES-YARDS (NET)         | 38-59     | 28-102  |
| PASSING YDS (NET)          | 217       | 118     |
| Passes Comp-Att-Int        | 17-30-012 | 36-5    |
| TOTAL OFFENSE PLAYS-YARDS  | 68-276    | 64-220  |
| Fumble Returns-Yards       | 0-0       | 1-1     |
| Punt Returns-Yards         | 2-3       | 0-0     |
| Kickoff Returns-Yards      | 2-27      | 3-50    |
| Interception Returns-Yards | 5-131     | 0-0     |
| Punts (Number-Avg)         | 4-37.8    | 4-47.5  |
| Fumbles-Lost               | 3-2       | 2-2     |
| Penalties-Yards            | 8-70      | 12-139  |
| Possession Time            | 31:47     | 28:13   |
| Third-Down Conversions     | 2-of-15   | 7-of-16 |
| Fourth-Down Conversions    | 0-of-1    | 0-of-1  |
| Red-Zone Scores-Chances    | 2-of-6    | 1-of-1  |
| Sacks By: Number-Yards     | 1-2       | 2-16    |

## Game 4 – FSU 39 -- Colorado 21

**JACKSONVILLE, Fla. (AP)** - Antone Smith ran for 154 yards and three touchdowns Saturday as Florida State defeated previously unbeaten Colorado 39-21 in Bobby Bowden's 500th game as a college head coach.

Bowden, in his 43rd season as a head coach and 33rd at Florida State, notched his 376th career victory to momentarily catch Penn State's Joe Paterno, whose team was scheduled to play Illinois later Saturday.

Florida State (3-1) scored three times in the final 2:29 of the first half to take a 19-7 lead on the way to its first win of the season over a Bowl Subdivision team. The Seminoles opened the season with wins over Western Carolina and Chattanooga before last week's 12-3 loss to Wake Forest.

Smith, who carried 25 times, went 60 yards down his own left sideline with 2:29 left in the half to give the Seminoles a 14-7 lead.

After holding Colorado on downs deep in its own territory, Dekoda Watson blocked Matt DiLallo's punt out of the end zone for a safety and Graham Gano finished off the half with a 36-yard field goal. He added field goals of 52 and 44 yards in the second half.

Florida State relied on its running game for 259 yards while quarterback Christian Ponder completed just 10 of 22 passes for 119 yards and one interception.

Colorado's Cody Hawkins threw for 154 yards and three touchdowns, connecting with Josh Smith, Riar Geer and Patrick Devenny for scores.

Colorado (3-1) was unable to put much together offensively until an 80-yard scoring drive that culminated early in the fourth quarter on Hawkins 2-yard touchdown pass to Geer. That cut the lead to 25-14.

But Florida State's Michael Ray Garvin, a world class sprinter who qualified for the 2008 Olympic trials, answered 12 seconds later with a 94-yard kickoff return to give the Seminoles a 32-14 lead.

Florida State capitalized on an early Colorado turnover to grab a 7-0 lead three minutes into the game on Smith's first 2-yard TD run. Smith had all 27 yards on the drive, which followed a Neefy Moffett fumble recovery. Smith's third touchdown came with 3:37 left in the game.

### Seminoles' River City Rushing Attack


Florida State's Antone Smith finished the first half against Colorado with a season-high 101 yards on the ground. The last Seminole to rush for over 100 yards in the first half was Leon Washington when he ran for 135 yards against West Virginia in Jacksonville in the 2005 Gator Bowl. Washington finished the game with 195 yards on the ground including a long of 69 yards. Smith finished with 154 yards in the game.

### Garvin Takes One Back

Senior Michael Ray Garvin registered a 94-yard kickoff return for a touchdown in the fourth quarter, his first career special team's touchdown. It snapped a string of 75 consecutive games before the last FSU kickoff return for a touchdown when Leon Washington returned a kickoff 97 yards against Clemson in 2002.

### 200-Yard Rushing Games

With 259 yards on the ground in Saturday's 39-21 victory over Colorado, Florida State tallied its second 200-yard rushing game of the season (290 yards vs. Western Carolina). FSU has gained over 100 yards on the ground in all four games this year.



### Colorado vs Florida State (Sept. 27, 2008 at Jacksonville, Fla.)

| Score by Quarters | 1 | 2  | 3 | 4  | Score |               |
|-------------------|---|----|---|----|-------|---------------|
| Colorado          | 7 | 0  | 0 | 14 | 21    | Record: (3-1) |
| Florida State     | 7 | 12 | 6 | 14 | 39    | Record: (3-1) |

#### Scoring Summary:

|     |       |    |   |
|-----|-------|----|---|
| 1st | 12:01 | FS | Smith, A 2 yd run (Gano, G kick)                        |
|     | 07:27 | CU | Smith, J 30 yd pass from Hawkins, C (Goodman, A kick)   |
| 2nd | 02:29 | FS | Smith A 60 yd run (Gano, G kick)                        |
|     | 01:54 | FS | Watson, D safety  |
|     | 00:34 | FS | Gano, G 36 yd field goal                                |
| 3rd | 11:56 | FS | Gano, G 52 yd field goal                                |
|     | 01:33 | FS | Gano, G 44 yd field goal                                |
| 4th | 13:32 | CU | Geer, R 2 yd pass from Hawkins, C (Goodman, A kick)     |
|     | 13:20 | FS | Garvin, M 94 yd kickoff return (Gano, G kick)           |
|     | 09:31 | CU | Devenny, P 14 yd pass from Hawkins, C (Goodman, A kick) |
|     | 03:37 | FS | Smith, A 2 yd run (Gano, G kick)                        |

**RUSHING:** Colorado - Rodney Stewart 21-107; Demetrius Sumler 4-22; Darrell Scott 5-20; Kevin Moyd 1-5; Cody Hawkins 6-minus 30. Florida State - Antone Smith 25-154, 3 TD; Christian Ponder 8-43; Jermaine Thomas 9-37; Preston Parker 3-20; Bert Reed 1-5.

**PASSING:** Colorado - Cody Hawkins 17-36-1-154, 3 TD.  
Florida State - Christian Ponder 10-22-1-119.


**RECEIVING:** Colorado - Josh Smith 7-85, 1 TD; Riar Geer 2-21, 1 TD; Patrick Williams 2-16; Patrick Devenny 1-14, 1 TD; Cody Crawford 1-7; Demetrius Sumler 1-7; Jake Behrens 1-2; Rodney Stewart 1-2; Scotty McKnight 1-0. Florida State - Caz Piurowski 3-33; Greg Carr 3-29; Taiwan Easterling 1-24; Jarmon Fortson; Antone Smith 1-10; Jermaine Thomas 1-6.

|                            | CU      | FS      |
|----------------------------|---------|---------|
| FIRST DOWNS                | 22      | 21      |
| RUSHES-YARDS (NET)         | 37-124  | 46-259  |
| PASSING YDS (NET)          | 154     | 119     |
| Passes Att-Comp-Int        | 36-17-1 | 22-10-1 |
| TOTAL OFFENSE PLAYS-YARDS  | 73-278  | 68-378  |
| Fumble Returns-Yards       | 0-0     | 0-0     |
| Punt Returns-Yards         | 2-15    | 1-3     |
| Kickoff Returns-Yards      | 8-73    | 5-199   |
| Interception Returns-Yards | 1-10    | 1-0     |
| Punts (Number-Avg)         | 5-29.2  | 4-37.8  |
| Fumbles-Lost               | 1-1     | 1-1     |
| Penalties-Yards            | 5-24    | 12-110  |
| Possession Time            | 26:24   | 33:36   |
| Third-Down Conversions     | 4-of-15 | 4-of-11 |
| Fourth-Down Conversions    | 1-of-3  | 1-of-1  |
| Red-Zone Scores-Chances    | 2-of-3  | 4-of-4  |
| Sacks By: Number-Yards     | 0-0     | 4-33    |

## Game 5 – FSU 41 -- Miami 39

**MIAMI (AP)** - Antone Smith rushed for a career-best four touchdowns, including a game-clinching 20-yarder with 3:57 remaining, and Florida State wasted most of an early 24-point lead before hanging on to beat Miami 41-39 on Saturday.

Smith - who scored three TDs last week - finished with 92 yards on 27 carries for the Seminoles (4-1, 1-1 ACC), who handed Miami its second



**Antone Smith**

straight home loss on a stormy afternoon. Christian Ponder ran for 144 yards, becoming the first Florida State quarterback since Charlie Ward in 1992 to run for triple-figures, and Tony Carter made two interceptions for the Seminoles. Travis Benjamin had an 18-yard touchdown run on an end-around, caught a 51-yard TD pass from running back Graig Cooper, and finished with 274 all-purpose yards for Miami (2-3, 0-2), which has lost 12 of its last 15 conference games.

The Hurricanes trailed 24-3 at the half and 31-10 in the third quarter, then closed to within 34-32 with 8 minutes remaining. Two botched snaps on Florida State punts led to Miami points, Sean Spence ran an interception for a touchdown and the Hurricanes seemed poised for what would have been an enormous rally. But Smith sealed the win with a third-down run up the middle, giving coach Bobby Bowden just his 14th win in 34 games all-time against Miami.

Smith's other scoring runs were for 2, 19 and 5 yards, part of Florida State's 281-yard rushing day as a team. Ponder completed 14 of 31 passes for 159 yards for Florida State, including a 15-yard score to Greg Carr, and looked at ease in his first taste of the Seminoles-Hurricanes rivalry.

Miami left tackle Jason Fox rushed for a 5-yard touchdown with 14 seconds remaining, but the onside kick was controlled by the Seminoles, as a downpour made it difficult from one sideline to see the other. Ponder knelt for the final play, and the Seminoles began leaping in celebration - knowing they just dealt their biggest league rival a huge blow. Florida State scored the game's first 24 points and wound up holding a 440-256 edge in total yards, largely because of Ponder's running ability. He had nine carries for 107 yards by intermission; in the previous 13 meetings between the teams, Florida State quarterbacks ran for a combined 111 yards on 99 attempts.

The first of Carter's interceptions set up Smith's opening score, and the Seminoles just kept rolling. When Graham Gano connected on a 53-yard field goal, the Seminoles had a 24-0 lead with 1:07 left in the half. An odd decision followed, giving Miami some life. Florida State tried a short kickoff after the long field goal, giving Miami possession at its own 48. The Hurricanes only got a field goal out of it on the final play of the half, but to coach Randy Shannon, that 28-yard kick by Matt Boshier was huge.

Smith fumbled early in the third quarter deep in Florida State territory, and Benjamin scored on the next play to give Miami some life. A high snap on a punt gave Miami a safety, Benjamin gave the Hurricanes great field position on the ensuing kickoff, and Cooper hit him with a perfect pass for a trick-play TD that drew the Hurricanes within 31-22. Miami hadn't had an interception return for a touchdown since 2003, but with 11:23 left, Spence - playing in place of injured linebacker Colin McCarthy - caught a deflected pass and rumbled seven yards to make the score 34-29, and Boshier got Miami within two points with a field goal three minutes later. But the Seminoles went back to what worked - Ponder and Smith running right at Miami, to put the game away.

### Something To Ponder

With a career day, Christian Ponder recorded the second highest rushing total by a Seminole quarterback in FSU history with his 144 yards. Ken MacLean holds the record for a Seminole quarterback with 146 yards vs. Cumberland 60 years ago in 1948. Prior to today's performance by Ponder, the last FSU quarterback to rush for 100+ yards in a game was Charlie Ward with 111 yards vs. Maryland in 1992.

### Florida State at Miami (Oct. 4, 2008 at Miami, Fla.)

| Score by Quarters | 1 | 2  | 3  | 4  | Score |
|-------------------|---|----|----|----|-------|
| Florida State     | 7 | 17 | 10 | 7  | 41    |
| Miami             | 0 | 3  | 19 | 17 | 39    |

Record: (4-1, 1-1)  
Record: (2-3, 0-2)

#### Scoring Summary:

|     |       |    |  |
|-----|-------|----|--|
| 1st | 06:54 | FS | Smith, A 2 yd run (Gano, G kick)                     |
| 2nd | 10:08 | FS | Smith, A 19 yd run (Gano, G kick)                    |
|     | 03:24 | FS | Garr, C 15 yd pass from Ponder, C (Gano, G kick)     |
|     | 01:03 | FS | Gano, G 53 yd field goal                             |
|     | 00:00 | UM | Boshier, M 28 yd field goal                          |
| 3rd | 13:45 | UM | Benjamin, T 18 yd run (Boshier, M kick)              |
|     | 10:50 | FS | Smith, A 5 yd run (Gano, G kick)                     |
|     | 07:42 | UM | Boshier, M 29 yd field goal                          |
|     | 05:50 | UM | Team Safety  |
|     | 05:29 | UM | Benjamin 51 yd pass from Cooper, G (Boshier, M kick) |
|     | 00:00 | FS | Gano, G 35 yd field goal                             |
| 4th | 11:23 | UM | Spence, S 7 yd interception return (Boshier, M kick) |
|     | 08:30 | UM | Boshier, M 24 yd field goal                          |
|     | 03:57 | FS | Smith, A 20 yd run (Gano, G kick)                    |
|     | 00:14 | UM | Fox 5 yd run (Boshier kick)                          |

**RUSHING:** Florida State - Christian Ponder 19-144; Antone Smith 27-92, 4 TD; Jermaine Thomas 2-51; Taiwan Easterling 1-20; Preston Parker 1-16; Marcus Sims 1-2; Team 3-minus 44. Miami - Graig Cooper 6-31; Travis Benjamin 1-18; Matt Boshier 1-9; Jason Fox 1-5, 1 TD; Jacory Harris 2-0; Derron Thomas 1-minus 6; Robert Marve 2-minus 6.

**PASSING:** Florida State - Christian Ponder 14-31-2-159, 1 TD. Miami - Robert Marve 17-40-2-122; Jacory Harris 3-7-1-32; Team 0-1-0-0; Craig Cooper 1-1-0-51, 1 TD.

**RECEIVING:** Florida State - Bert Reed 3-43; Taiwan Easterling 3-41; Preston Parker 3-20; Greg Carr 2-26, 1 TD; Corey Surrency 1-13; Caz Piurowski 1-10; Rod Owens 1-6. Miami - Graig Cooper 7-16; Aldarius Johnson 5-55; Travis Benjamin 3-71, 1 TD; Leonard Hankerson 3-44; Sam Shields 2-14; Laron Byrd 1-5.

|                            | FS       | UM      |
|----------------------------|----------|---------|
| FIRST DOWNS                | 27       | 15      |
| RUSHES-YARDS (NET)         | 55-310   | 14-51   |
| PASSING YDS (NET)          | 159      | 205     |
| Passes Comp-Att-Int        | 14-31-2  | 21-49-3 |
| TOTAL OFFENSE PLAYS-YARDS  | 86-469   | 63-256  |
| Fumble Returns-Yards       | 0-0      | 0-0     |
| Punt Returns-Yards         | 1-0      | 0-0     |
| Kickoff Returns-Yards      | 7-125    | 8-203   |
| Interception Returns-Yards | 3-4      | 2-7     |
| Punts (Number-Avg)         | 0-0      | 4-45.2  |
| Fumbles-Lost               | 4-2      | 0-0     |
| Penalties-Yards            | 12-98    | 10-85   |
| Possession Time            | 39:23    | 19:44   |
| Third-Down Conversions     | 11-of-17 | 2-of-15 |
| Fourth-Down Conversions    | 0-of-3   | 3-of-4  |
| Red-Zone Scores-Chances    | 6-of-6   | 5-of-5  |
| Sacks By: Number-Yards     | 2-18     | 0-0     |

## Game 6 – FSU 26 -- NC State 17

**RALEIGH, N.C. (AP)** - Christian Ponder threw for the go-ahead touchdown and Antone Smith ran for a score Thursday night to help Florida State beat North Carolina State 26-17.

Smith finished with 89 yards rushing for the Seminoles (5-1, 2-1 Atlantic Coast Conference), who trailed by four points early in the final quarter before scoring 13 straight to end the game. Bert Reed added the 17-yard catch for the lead and Graham Gano kicked four field goals--including a 53-yarder with 1:53 left to seal the win.

Russell Wilson threw for 181 yards and two touchdowns to lead the Wolfpack (2-5, 0-3).

The game marked a homecoming for Seminoles assistant Chuck Amato, who led the Wolfpack program for seven years before being fired at the end of the 2006 season and replaced by Tom O'Brien. Amato won 49 games and reached five bowl games, with most of that success coming during the career of four-year starter and NFL first-round draft pick Philip Rivers at quarterback.

Last year, the Wolfpack started 1-5 in O'Brien's first season heading into the off week, but came out of the break with four straight wins that put bowl eligibility within reach before closing with consecutive losses. The Wolfpack came out of this year's break with another surge--this one behind a once-anemic ground game.

N.C. State entered with an ACC-worst 80 yards rushing per game and faced the league's top run defense (64 yards per game), but rolled to a season-best 157 yards on 22 carries. Jamelle Eugene led the team with 74 yards on six carries, while Andre Brown added 50 yards.

That opened things downfield and set up Wilson's long play-action pass over the middle to Owen Spencer, who sprinted away from defender Corey Mangum for a 67-yard score and a 17-13 lead on the first play of the fourth quarter.

But Ponder directed a 70-yard drive to answer, pushing to N.C. State's 17 before finding Reed, who got a solid block at the line and then weaved through the Wolfpack defense for a 20-17 lead with 10:40 to play.

Then, after forcing a three-and-out, the Seminoles put together a drive



**Graham Gano**

that took more than 4 minutes. This one ended with a 44-yard field goal from Gano to make it 23-17 with 4:33 left, forcing the Wolfpack to go the distance to take the lead.

That was too much to ask, as N.C. State made two critical mistakes on its last best chance. First, a holding penalty negated a 14-yard run by Wilson to midfield, then Wilson took a sack and a 9-yard loss instead of throwing it away on third down. That forced N.C. State into a fourth-and-14 from its own 30, and Rod Roberts tipped

Wilson's pass intended for Eugene to end the possession with 2:55 left.

### RUSHING ALONG

Florida State ran for 138 yards in its victory over NC State. Florida State has now recorded 100+ rushing yards in each of its six games this season, marking the first time since 2004 that the Seminoles have recorded six straight 100 yard rushing games and the first time since 2002 that FSU has started a season with six straight 100 yard rushing games.

### SMITH'S OFFENSIVE PRODUCTION

Antone Smith's third quarter 27-yard touchdown run in tonight's game, which put the Seminoles ahead 13-10, marked the senior's third straight game with a rush of 20 yards or more for a TD. He also recorded a 60-yard TD run in the win vs. Colorado in Jacksonville and a 20-yarder in the win at Miami. The Pahokee, Fla., native now has 10 rushing touchdowns this season, after having 11 career rushing touchdowns heading into the 2008 season, which ranks 10th on FSU's single-season rushing TD list.

## Florida State at NC State (Oct. 16, 2008 at Raleigh, N.C.)

| Score by Quarters | 1 | 2 | 3 | 4  | Score |                    |
|-------------------|---|---|---|----|-------|--------------------|
| Florida State     | 0 | 6 | 7 | 13 | 26    | Record: (5-1, 2-1) |
| NC State          | 3 | 7 | 0 | 7  | 17    | Record: (2-5, 0-3) |

### Scoring Summary:

|     |       |    |   |
|-----|-------|----|---|
| 1st | 03:49 | ST | Czajkowski, J. 24 yd field goal                           |
| 2nd | 14:12 | ST | Hill, A. 20 yd pass from Wilson, R. (Czajkowski, J. kick) |
|     | 09:54 | FS | Gano, G 37 yd field goal                                  |
|     | 00:00 | FS | Gano, G 37 yd field goal                                  |
| 3rd | 10:29 | FS | Smith, A 27 yd run (Gano, G kick)                         |
| 4th | 14:51 | ST | Spencer 67 yd pass from Wilson (Czajkowski, J. kick)      |
|     | 10:40 | FS | Reed, B 17 yd pass from Ponder, C (Gano, G kick)          |
|     | 04:33 | FS | Gano, G 44 yd field goal                                  |
|     | 01:53 | FS | Gano, G 53 yd field goal                                  |

**RUSHING:** Florida State-Smith, A 20-89; Ponder, C 16-29; Sims, M 4-12; Reed, B 1-6; Easterling, T 1-2; Parker, P 1-2; Team 1-minus 1; Thomas, J. 1-minus 1. NC State-Eugene, J. 6-74; Brown, A. 12-50; Wilson, R. 4-33.

**PASSING:** Florida State-Ponder, C 23-35-0-254. NC State-Wilson, R. 13-25-0-181.

**RECEIVING:** Florida State-Parker, P 5-56; Easterling, T 5-50; Sims, M 5-38;

Surrency, C. 2-44; Reed, B 2-36; Carr, G 2-13; Smith, A 1-10; Owens, R 1-7. NC State-Spencer, O. 3-82; Graham, T. 3-20; Hill, A. 2-21; Gentry, T. 1-25; Eugene, J. 1-18; Smith, J. 1-9; Williams, J. 1-3; Brown, A. 1-3.

|                            | NC       | ST      |
|----------------------------|----------|---------|
| FIRST DOWNS                | 28       | 14      |
| RUSHES-YARDS (NET)         | 45-138   | 22-157  |
| PASSING YDS (NET)          | 254      | 181     |
| Passes Att-Comp-Int        | 35-23-0  | 25-13-0 |
| TOTAL OFFENSE PLAYS-YARDS  | 80-392   | 47-338  |
| Fumble Returns-Yards       | 0-0      | 0-0     |
| Punt Returns-Yards         | 2-1      | 2-25    |
| Kickoff Returns-Yards      | 4-104    | 6-120   |
| Interception Returns-Yards | 0-0      | 0-0     |
| Punts (Number-Avg)         | 4-36.2   | 5-37.8  |
| Fumbles-Lost               | 1-0      | 0-0     |
| Penalties-Yards            | 6-55     | 7-70    |
| Possession Time            | 38:16    | 21:44   |
| Third-Down Conversions     | 10 of 17 | 1 of 9  |
| Fourth-Down Conversions    | 0 of 0   | 0 of 2  |
| Red-Zone Scores-Chances    | 3-3      | 2-2     |
| Sacks By: Number-Yards     | 1-9      | 3-24    |

# Game 7 – FSU 30 -- Virginia Tech 20

**TALLAHASSEE, Fla. (AP)** - Greg Carr made two finger-tip catches on long pass plays to set up touchdowns in the third quarter Saturday and 24th-ranked Florida State rallied from an early 10-point deficit to defeat Virginia Tech 30-20.

The win leaves Florida State (6-1, 3-1 Atlantic Coast Conference) tied with Maryland for first place in the ACC's Atlantic Division and in control of its own destiny for a shot at the league's Dec. 6 championship game.

Carr, who had three catches for 100 yards, beat Hokies star cornerback Victor Harris for a 48-yard pass from Christian Ponder to set up the go-ahead score. Moments later his 39-yard catch along the sideline set up another touchdown that gave Florida State a 24-13 lead.

Taiwan Easterling's leaping catch just in front of the goal post on a high throw from Ponder gave Florida State its first lead, 17-13, and Marcus Sims scored from the 1 to hike the advantage to 24-13 after Carr's grab put the ball on the Virginia Tech doorstep.

Graham Gano added three more field goals and has now made a Florida State record 13 straight, including another from 50 yards or further for the fourth straight game.

Virginia Tech (5-3, 2-2 Atlantic Coast Conference) lost starting quarterback Tyrod Taylor on the first play of the game and backup Sean Glennon was knocked out in the third quarter. Both players had left ankle injuries.


Cory Holt finished for the Hokies and threw a 4-yard touchdown pass to Andre Smith in the fourth quarter.

Losing Taylor was about the only thing that went wrong for the Hokies early

as they built a 10-0 lead.

Dustin Keys' 15th field goal of the season started the scoring and Glennon pushed in from the 1 for a 10-0 lead while Virginia Tech's defense held Florida State to a minus 18 yards in the first quarter.

But the Seminoles caught up quick with 10 points in a span of just over three minutes early in the second quarter.



**Greg Carr**

On a third-and-1, Antone Smith broke free around his own left side and zipped 39 yards down the sideline untouched for a touchdown. Gano kicked a 50-yard field goal moments later after Derek Nicholson forced a fumble by Tech's Josh Oglesby.

Keys' 20-yard field goal with three seconds left in the half that put the Hokies ahead 13-10.

Virginia Tech dominated the first half, rolling up 205 yards and 11 first downs while limited Florida State to only 70 yards and three first games, but the second half was a different story as Florida State's defense, which collected six sacks in the game, limited the Hokies to 38 yards.

It was coach Bobby Bowden's 379th career win.

### 12, 13 In A Row For Gano

Senior Graham Gano's 29-yard field goal in the fourth quarter was his second of the game. He added a 46-yard attempt with 2:14 left to play marking the third time this year that Gano has made three or more field goals in a game. His third field goal of the game was his 13th straight, setting the school record for consecutive field goals surpassing the previous record of 12 set by Bill Capece in 1980, Mike Forest held the rushing advantage in 2005 (247-192), 2006 (169-26) and 2007 (180-47).

## Virginia Tech vs #23 Florida State (Oct. 25, 2008 at Tallahassee, Fla.)

| Score by Quarters | 1  | 2  | 3  | 4 | Score |
|-------------------|----|----|----|---|-------|
| Virginia Tech     | 10 | 3  | 0  | 7 | 20    |
| Florida State     | 0  | 10 | 14 | 6 | 30    |

Record: (5-3,2-2)  
Record: (6-1,3-1)

### Scoring Summary:

| Q   | Time  | Team | Player     | Description                               |
|-----|-------|------|------------|---|
| 1st | 05:51 | VT   | Keys       | D 41 yd field goal                        |
|     | 00:00 | VT   | Glennon    | S 1 yd run (Keys, D kick)                 |
| 2nd | 12:40 | FS   | Smith      | A 39 yd run (Gano, G kick)                |
|     | 09:33 | FS   | Gano       | G 50 yd field goal                        |
|     | 00:03 | VT   | Keys       | D 20 yd field goal                        |
| 3rd | 06:05 | FS   | Easterling | T 4 yd pass from Ponder, C (Gano, G kick) |
|     | 01:09 | FS   | Sims       | M 1 yd run (Gano, G kick)                 |
| 4th | 13:26 | FS   | Gano       | G 29 yd field goal                        |
|     | 08:26 | VT   | Smith      | A 4 yd pass from Holt, C (Keys, D kick)   |
|     | 02:14 | FS   | Gano       | G 46 yd field goal                        |

**RUSHING:** Virginia Tech-Evans, D 15-77; Harris, V 1-13; Oglesby, J 4-11; Glennon, S 9-minus 2; Taylor, T 1-minus 6; Holt, C 4-minus 11. Florida State-Smith, A 9-57; Sims, M 8-29; Richardson, D 4-21; Thomas, J 2-1; Jones, C 1-minus 1; Easterling, T 2-minus 5; Ponder, C 12-minus 13.

**PASSING:** Virginia Tech-Glennon, S 9-16-0-133; Holt, C 3-6-0-28; Taylor, T 0-0-0-0. Florida State-Ponder, C 11-19-0-159.

**RECEIVING:** Virginia Tech-Boykin, J 4-89; Boone, G 2-24; Coale, D 2-22; Harris, V 2-14; Jefferson, K 1-8; Smith, A 1-4. Florida State-Carr, G 3-100; Easterling, T 2-25; Parker, P 2-15; Smith, A 2-14; Sims, M 2-5.

|                            | VT      | FS      |
|----------------------------|---------|---------|
| FIRST DOWNS                | 15      | 13      |
| RUSHES-YARDS (NET)         | 34-82   | 38-89   |
| PASSING YDS (NET)          | 161     | 159     |
| Passes Att-Comp-Int        | 22-12-0 | 19-11-0 |
| TOTAL OFFENSE PLAYS-YARDS  | 56-243  | 57-248  |
| Fumble Returns-Yards       | 0-0     | 0-0     |
| Punt Returns-Yards         | 5-49    | 2-24    |
| Kickoff Returns-Yards      | 5-153   | 5-101   |
| Interception Returns-Yards | 0-0     | 0-0     |
| Punts (Number-Avg)         | 5-43.4  | 5-48.4  |
| Fumbles-Lost               | 2-2     | 0-0     |
| Penalties-Yards            | 7-49    | 8-73    |
| Possession Time            | 28:03   | 31:57   |
| Third-Down Conversions     | 1 of 11 | 4 of 14 |
| Fourth-Down Conversions    | 2 of 2  | 0 of 0  |
| Red-Zone Scores-Chances    | 3-4     | 3-3     |
| Sacks By: Number-Yards     | 4-36    | 6-35    |

**INTERCEPTIONS:** Virginia Tech-None. Florida State-None.  
**FUMBLES:** Virginia Tech-Oglesby, J 1-1; Roberts, D 1-1. Florida State-None.

**Stadium:** Doak Campbell **Attendance:** 81876  
**Kickoff time:** 3:37 **End of Game:** 6:56 **Total elapsed time:** 3:19  
**Officials:** Referee: Tom McCreesh; Umpire: Rich McMahan; Linesman: Perry Hudspeth; Line Judge: Thurm. Hardison; Back Judge: Tommy Pace; Field Judge: Jerry McGee; Side Judge: Angie Bartis; Scorer: Frank Kosman;  
**Temperature:** 74 **Wind:** NW 15-20 **Weather:** Sunny, 38% humidity

## Game 8 – Georgia Tech 31 -- FSU 28

**ATLANTA, Ga. (AP)** - FSU fumbled into the end zone to end the Seminoles comeback hopes in the final minute, and Georgia Tech held on to beat the Seminoles 31-28 on Saturday.

The Yellow Jackets beat Florida State for the first time since 1975, after going 0-12 against Bobby Bowden and the Seminoles in the ACC.

Cooper Taylor's hit popped the ball loose and Rashaad Reid recovered it with 45 seconds left. Florida State trailed 31-20 before scoring with 6:04 left and then got the ball back with an interception.

Florida State (6-2 overall, 3-2 ACC) ended its four-game winning streak because it couldn't stop Georgia Tech's big-play, option attack. Three of Georgia Tech's four touchdown drives lasted no longer than three plays.

The Yellow Jackets overcame the loss of quarterback Josh Nesbitt to an ankle injury.

Florida State backup D'Vontrey Richardson threw a 39-yard touchdown pass to Preston Parker with 6:04 left, and Christian Ponder's pass to Greg Carr for the 2-point conversion cut Georgia Tech's lead to 31-28.

Florida State's Patrick Robinson intercepted a pass from Georgia Tech freshman quarterback Jaybo Shaw with 5:49 left. Jermaine Thomas, who rushed for 130 yards, helped move Florida State into scoring position before Sims' fumble.

Shaw fumbled on his first play when hit by defensive end Everett Brown. Kendrick Stewart recovered at the Seminoles' 43, but Florida State gave the ball back when Ponder was stripped by Michael Johnson and Derrick Morgan recovered for the Yellow Jackets.

Dwyer found a big lane between left tackle Andrew Gardner and left guard Joseph Gilbert for his first long touchdown run, and only 30 seconds later Taylor intercepted a pass for Greg Carr deflected by Michael Peterson and returned the ball 28 yards to the Florida State 4.

Greg Smith scored on a pitch two plays later from the 4 for a 24-10 lead.

Florida State recovered to score the final 10 points of the half. A 62-yard run by Thomas set up Ponder's 4-yard touchdown pass to Seddrick Holloway,

and Graham Gano added a 45-yard field goal late in the half.


Michael Ray Garvin had a 64-yard kickoff return in the first quarter to set up Gano's first field goal before leaving the game with an undisclosed injury.

### ANOTHER TFL

Junior defensive end Everett Brown continues to make big plays for FSU. In the third quarter he forced a fumble and that tackle for loss brought his career total to 37 which ties him with Broderick Bunkley for 5th all time on FSU's career tackles for loss list. It is the seventh time in eight games this season that Brown has been credited with a tackle for loss.

### JERMAINE HAS HIS BEST OUTING

Freshman RB Jermaine Thomas had the best day of his young career with 130 yards on nine carries. His previous best was 13 carries for 91 against Western Carolina. Thomas is now just the eighth true freshman in FSU history to run for 300 yards or more in his first season. His 343 yards this season is the eighth highest rushing total by a true freshman Seminole in school history.



### #16 Florida State at Georgia Tech (Nov. 1, 2008 at Atlanta, Ga.)

| Score by Quarters | 1  | 2  | 3 | 4 | Score |                   |
|-------------------|----|----|---|---|-------|-------------------|
| Florida State     | 10 | 10 | 0 | 8 | 28    | Record: (6-2,3-2) |
| Georgia Tech      | 3  | 21 | 7 | 0 | 31    | Record: (7-2,4-2) |

#### Scoring Summary:

|     |       |    |   |
|-----|-------|----|---|
| 1st | 08:31 | FS | Ponder, C 3 yd run (Gano, G kick)                                     |
|     | 06:34 | GT | Blair, S 31 yd field goal,  |
|     | 02:54 | FS | Gano, G 29 yd field goal  |
| 2nd | 13:43 | GT | Cox, L 1 yd run (Blair, S. kick)                                      |
|     | 10:43 | GT | Dwyer, J 36 yd run (Blair, S. kick),                                  |
|     | 09:30 | GT | Smith, G 3 yd run (Blair, S. kick)                                    |
|     | 08:05 | FS | Holloway, S 4 yd pass from Ponder, C (Gano, G kick)                   |
|     | 00:45 | FS | Gano, G 45 yd field goal  |
| 3rd | 13:42 | GT | Dwyer, J 66 yd run (Blair, S. kick)                                   |
| 4th | 06:04 | FS | Parker, P 39 yd pass from Richardson, D (Carr, G pass from Ponder, C) |

**RUSHING:** Florida State-Thomas, J. 9-130; Richardson, D 4-41; Smith, A 9-35; Sims, M 6-9; Ponder, C 8-minus 19. Georgia Tech-Dwyer, J. 13-145; Nesbitt, J. 14-61; Jones, R. 4-39; Wright, M. 1-29; Cox, L. 3-8; Shaw, J. 7-5; Smith, G. 1-3; TEAM 2-minus 2.

**PASSING:** Florida State-Ponder, C 16-27-1-149; Richardson, D 1-2-0-39. Georgia Tech-Nesbitt, J. 4-5-0-55; Shaw, J. 0-1-1-0.


**RECEIVING:** Florida State-Parker, P 5-77; Carr, G 5-68; Reed, B 3-18; Easterling, T 2-11; Owens, R 1-10; Holloway, S 1-4. Georgia Tech-Thomas, D. 2-21; Dwyer, J. 1-30; Jones, R. 1-4.

|                            | FS      | GT     |
|----------------------------|---------|--------|
| FIRST DOWNS                | 18      | 14     |
| RUSHES-YARDS (NET)         | 36-196  | 45-288 |
| PASSING YDS (NET)          | 188     | 55     |
| Passes Att-Comp-Int        | 29-17-1 | 6-4-1  |
| TOTAL OFFENSE PLAYS-YARDS  | 65-384  | 51-343 |
| Fumble Returns-Yards       | 0-0     | 0-0    |
| Punt Returns-Yards         | 1-18    | 0-0    |
| Kickoff Returns-Yards      | 6-158   | 4-117  |
| Interception Returns-Yards | 1-0     | 1-28   |
| Punts (Number-Avg)         | 3-40.3  | 3-36.0 |
| Fumbles-Lost               | 2-2     | 1-1    |
| Penalties-Yards            | 4-22    | 4-22   |
| Possession Time            | 33:13   | 26:47  |
| Third-Down Conversions     | 5 of 13 | 3 of 9 |
| Fourth-Down Conversions    | 2 of 2  | 1 of 1 |
| Red-Zone Scores-Chances    | 3-4     | 3-3    |
| Sacks By: Number-Yards     | 0-0     | 5-32   |

# Game 9 – FSU 41 -- Clemson 27

**TALLAHASSEE, Fla. (AP)** - Christian Ponder threw for a touchdown and ran for another Saturday and Antone Smith ran for two scores as No. 24 Florida State defeated Clemson 41-27 Saturday on coach Bobby Bowden's 79th birthday.

Clemson (4-5, 2-4 Atlantic Coast Conference) had won the last three games in the series under Bowden's son, Tommy Bowden, who was fired last month after a 3-3 start. Interim Clemson coach Dabo Swinney is 1-2 since taking over.



A crowd of nearly 80,000 sang "Happy Birthday" to Bowden in the final moments of the game. The victory was the 380th for Bowden, which is second all-time among major college coaches. He is now 5-1 in games coached on his birthday and just one game behind Penn State's Joe Paterno, whose team lost Saturday at Iowa.

Florida State (7-2, 4-2) overcame an early 10-0 deficit to lead 20-17 at halftime after both teams converted turnovers into touchdowns.

It was the fourth straight week the Seminoles have spotted an opponent at least 10 points--rallying for wins in three of those, losing the other on a last-minute fumble.

The win makes Florida State bowl eligible for the 27th consecutive season--

now the longest streak in the country--and keeps them tied with Wake Forest for first place in the ACC's Atlantic Division.

Clemson started fast with C.J. Spiller going 44 yards on a short pass from Cullen Harper to finish off a quick 80-yard opening drive. The Tigers went ahead 10-0 five minutes later Mark Buchholz's 41-yard field goal.

Harper threw for 240 yards and two touchdowns, but it was his costly interception that got Florida State started.

Defensive end Neefy Moffett scored on an 18-yard interception of an ill-advised throw by Harper to get the Seminoles a 10-10 tie, a minute and 40 seconds after Florida State's Graham Gano stretched his school mark to 16 straight field goals with a 52-yard kick.

After Gano put Florida State up 13-10 with his 17th consecutive made field goal, this from 37 yards, Clemson took its last lead at 17-13 on Harper's 8-yard touchdown pass to Michael Palmer. The Tigers were set up when they recovered a fumbled punt by Florida State's Tony Carter at the Seminoles 9.

Ponder's 1-yard TD run put Florida State the lead for keeps at 20-17 with 1:25 left in the half and he hit Corey Surrency on a 14-yard touchdown pass on the opening drive of the second half as the Seminoles stretched their advantage to 27-17.

Smith scored his 12th and 13th rushing touchdowns of the season on runs of 1 and 41 yards in the fourth quarter around Spiller's 2-yard TD that got Clemson to within a touchdown with 2:20 left. It was coach Bobby Bowden's 379th career win.

### Seminole Gain Over 200 Yards On The Ground

With 266 yards on the ground in Saturday's victory against Clemson, the Seminoles out rushed the opposition for the seventh time in nine games. It marks the fourth time this year the Seminoles have gained for over 200 rushing yards in a game, the most in a season since 2004.

### Multiple Rushing TD Games

With three rushing touchdowns including a pair of 1-yard dives on Saturday night, Florida State has now registered six multiple rushing touchdowns in nine games in 2008.

## Clemson vs #24 Florida State (Nov. 8, 2008 at Tallahassee, Fla.)

| Score by Quarters | 1  | 2  | 3 | 4  | Score |                   |
|-------------------|----|----|---|----|-------|-------------------|
| Clemson           | 10 | 7  | 3 | 7  | 27    | Record: (4-5,2-4) |
| Florida State     | 10 | 10 | 7 | 14 | 41    | Record: (7-2,4-2) |

### Scoring Summary:

|     |       |    |  |
|-----|-------|----|--|
| 1st | 12:52 | CU | Spiller, C 44 yd pass from Harper, C (Buchholz, M) |
|     | 07:43 | CU | Buchholz, M 41 yd field goal                       |
|     | 05:56 | FS | Gano, G 52 yd field goal                           |
|     | 04:16 | FS | Moffett, N 18 yd interception return (Gano, G)     |
| 2nd | 13:03 | FS | Gano, G 37 yd field goal                           |
|     | 08:17 | CU | Palmer, M 9 yd pass from Harper, C (Buchholz, M)   |
|     | 01:25 | FS | Ponder, C 1 yd run (Gano, G kick)                  |
| 3rd | 11:01 | FS | Surrency, C 14 yd pass from Ponder, C (Gano, G)    |
|     | 03:43 | CU | Buchholz, M 20 yd field goal                       |
| 4th | 10:31 | FS | Smith, A 1 yd run (Gano, G kick)                   |
|     | 02:00 | CU | Spiller, C 2 yd run (Buchholz, M kick)             |
|     | 01:49 | FS | Smith, A 41 yd run (Gano, G kick)                  |

**RUSHING:** Clemson-Spiller, C 13-66; Davis, J 14-48; Ford, J 2-1; Harper, C 7-minus 36. Florida State-Thomas, J. 11-94; Smith, A 8-57; Parker, P 2-49; Ponder, C 10-30; Givens, L. 2-24; Sims, M 1-7; Richardson, D 1-7; Team 1-minus 2.

**PASSING:** Clemson-Harper, C 19-33-1-240; Korn, W 1-2-0-minus 3.

Florida State-Ponder, C 16-27-1-153.

**RECEIVING:** Clemson-Kelly, A 5-49; Grisham, T 5-23; Ford, J 4-67; Spiller, C 3-55; Palmer, M 2-16; Barry, D 1-27. Florida State-Parker, P 6-37; Easterling, T 4-43; Surrency, C. 2-52; Owens, R 2-16; Givens, L. 1-3; Piurowski, C 1-2.

|                            | CU      | FS      |
|----------------------------|---------|---------|
| FIRST DOWNS                | 22      | 22      |
| RUSHES-YARDS (NET)         | 36-79   | 36-266  |
| PASSING YDS (NET)          | 237     | 153     |
| Passes Att-Comp-Int        | 35-20-1 | 27-16-1 |
| TOTAL OFFENSE PLAYS-YARDS  | 71-316  | 63-419  |
| Fumble Returns-Yards       | 0-0     | 0-0     |
| Punt Returns-Yards         | 1-10    | 4-5     |
| Kickoff Returns-Yards      | 5-77    | 4-105   |
| Interception Returns-Yards | 1-0     | 1-18    |
| Punts (Number-Avg)         | 6-41.0  | 3-41.3  |
| Fumbles-Lost               | 2-1     | 1-1     |
| Penalties-Yards            | 5-29    | 9-96    |
| Possession Time            | 31:45   | 28:15   |
| Third-Down Conversions     | 2 of 15 | 5 of 10 |
| Fourth-Down Conversions    | 2 of 3  | 0 of 0  |
| Red-Zone Scores-Chances    | 3-3     | 4-5     |
| Sacks By: Number-Yards     | 2-15    | 6-49    |

## Game 10 – Boston College 27 -- FSU 17

**TALLAHASSEE, Fla. (AP)** - Montel Harris ran for 121 yards and a touchdown and Marcellus Bowman went 87 yards with an interception for another score to help Boston College beat No. 20 Florida State 27-17 Saturday night, a day after five Seminoles players were suspended for fighting.

The Eagles picked off Florida State quarterback Christian Ponder three times and held the Seminoles to just 73 yards rushing.

It was the fourth straight year the visiting team has won in this budding rivalry. Florida State knocked off a previously unbeaten and second-ranked Boston College team last year in Boston by an identical 27-17 score.

Boston College (7-3, 3-3 Atlantic Coast Conference) jumped to a 14-0 lead and never trailed while keeping its hopes alive for a spot in next month's ACC title game in Tampa. BC can win the Atlantic Division with by beating Wake Forest and Maryland the next two weeks.


Florida State (7-3, 4-3) needs to win at Maryland next week and hope for help to have any chance to make it to Tampa. The Seminoles have trailed by double digits in their last five games, though they've won three. Harris, from nearby Jacksonville, scored from a yard out to give Boston College a 24-10 lead in the final minute of the third quarter before Florida State briefly made it interesting.

Preston Parker's 29-yard touchdown pass to Greg Carr was set up by punter Graham Gano's 24-yard run on a fake and got Florida State within a touchdown in the first minute of the final quarter.

Ponder went to Carr moments later in the end zone trying for a tie, but was picked off by BC's DeLeon Gause, killing Florida State's last push.

Boston College moved 69 yards on just five plays on the game's opening drive to score on Chris Crane's 14-yard pass to Rich Gunnell. Montel Harris 47-yard run on the first play sparked the drive. Bowman's 87-yard interception return gave BC a 14-0 lead.

Gano kicked a 39-yard field goal in the first half before having his string of consecutive field goals snapped at 18 when he missed a 50-yarder early in the second half.



**Coach Bowden and Christian Ponder**

### Parker's Pass

Preston Parker now has two career pass completions and both have come against Boston College. In last year's game, Parker completed a 17-yard pass to De'Cody Fagg in the third quarter. The Seminoles went on to miss a 47-yard field goal on that drive. Tonight's 19-yard touchdown pass to Greg Carr was Parker's first career passing TD.

### Carr And Homecoming

Greg Carr and Homecoming just seem to go together. Tonight's 19-yard touchdown reception marks Carr's fourth touchdown in Homecoming games. Carr finished the game with two receptions for 40 yards. Carr now has eight receptions for 140 yards and four touchdowns in three career Homecoming games. He did not play in last year's game against Duke.

### Homecoming Sorrows

After tonight's game, Florida State is now 21-4 in Homecoming games. The last time Florida State lost was in 2001 against NC State, who was coached by current Seminole linebackers coach Chuck Amato. Florida State lost the game 34-28.

### Boston College vs #19 Florida State (Nov. 15, 2008 at Tallahassee, Fla.)

| Score by Quarters | 1  | 2  | 3  | 4 | Score |
|-------------------|----|----|----|---|-------|
| Boston College    | 14 | 0  | 10 | 3 | 27    |
| Florida State     | 0  | 10 | 0  | 7 | 17    |

Record: (7-3,3-3)  
Record: (7-3,4-3)

#### Scoring Summary:

|     |       |    |   |
|-----|-------|----|---|
| 1st | 12:17 | BC | Gunnell, R 14 yd pass from Crane, C (Aponavicius, S kick) |
|     | 01:04 | BC | Bowman, M 87 yd interception return (Aponavicius, S kick) |
| 2nd | 13:06 | FS | Ponder, C 4 yd run (Gano, G kick)                         |
|     | 00:25 | FS | Gano, G 39 yd field goal                                  |
| 3rd | 05:18 | BC | Aponavicius, S 19 yd field goal                           |
|     | 00:48 | BC | Harris, M 2 yd run (Aponavicius, S kick)                  |
| 4th | 14:51 | FS | Carr, G 29 yd pass from Parker, P (Gano, G kick)          |
|     | 00:20 | BC | Aponavicius, S 30 yd field goal 17                        |

**RUSHING:** Boston College-Harris, M 25-121; Haden, J 9-28; Crane, C 10-18; Gunnell, R 2-11; TEAM 1-minus 2. Florida State-Gano, G 1-24; Ponder, C 7-20; Smith, A 10-19; Owens, R 2-10; Sims, M 1-2; Thomas, J. 3-minus 2.

**PASSING:** Boston College-Crane, C 14-26-1-181; Robinson, B 0-1-0-0. Florida State-Ponder, C 15-31-3-183; Parker, P 1-1-0-29.

**RECEIVING:** Boston College-Gunnell, R 5-37; Jarvis, J 4-39; Robinson, B 3-43; Haden, J 1-57; Anderson, L 1-5. Florida State-Parker, P 6-53; Owens, R 2-44; Carr, G 2-40; Thomas, J. 2-31; Smith, A 2-24; Fortson, J. 1-14; Piurowski, C 1-6.

|                            | BC      | FS      |
|----------------------------|---------|---------|
| FIRST DOWNS                | 23      | 18      |
| RUSHES-YARDS (NET)         | 47-176  | 24-73   |
| PASSING YDS (NET)          | 181     | 212     |
| Passes Att-Comp-Int        | 27-14-1 | 32-16-3 |
| TOTAL OFFENSE PLAYS-YARDS  | 74-357  | 56-285  |
| Fumble Returns-Yards       | 0-0     | 1-5     |
| Punt Returns-Yards         | 0-0     | 1-0     |
| Kickoff Returns-Yards      | 3-64    | 3-47    |
| Interception Returns-Yards | 3-87    | 1-0     |
| Punts (Number-Avg)         | 3-26.3  | 2-32.0  |
| Fumbles-Lost               | 3-2     | 1-0     |
| Penalties-Yards            | 7-51    | 7-61    |
| Possession Time            | 38:07   | 21:53   |
| Third-Down Conversions     | 9 of 16 | 2 of 10 |
| Fourth-Down Conversions    | 1 of 1  | 1 of 3  |
| Red-Zone Scores-Chances    | 4-5     | 2-3     |
| Sacks By: Number-Yards     | 1-9     | 1-9     |



# Game 11 – FSU 37 -- Maryland 3

**COLLEGE PARK, Md. (AP)** - Florida State kept alive its hopes of advancing to the Atlantic Coast Conference championship game and buried Maryland's title hopes under a barrage of sacks and takeaways.

Everette Brown had 3½ sacks and forced a fumble, part of an overwhelming performance by the Seminoles' defense in a 37-3 rout of the 22nd-ranked Terrapins on Saturday night.

Florida State (8-3, 5-3) turned two turnovers into touchdowns in taking a 21-0 halftime lead. That was enough to ensure Maryland (7-4, 4-3) its first home loss of the season and ruin the Terrapins' bid to win the league's Atlantic Division title.



If Boston College beats Maryland next week, it will win the division and play in the championship game. After eliminating the Terrapins from contention, Florida State now must rely on them: If Maryland beats Boston College, the Seminoles will capture the division title.

Florida State safety Myron Rolle earned a Rhodes Scholarship, then boarded a private plane and joined the team late in the first half. When he entered the game, the Seminoles had a secure three-touchdown lead.

Seeking to go 7-0 at home, Maryland wasted two early chances to jump on top. By the time the Terrapins finally scored in the third quarter, on a 34-yard field goal by Obi Egekeze, Florida State

was ahead 24-0.

Any chance the Terrapins had of mounting a comeback ended when Da'Rel Scott lost his second fumble with 13:19 left and the Seminoles up 27-3. It was Maryland's fourth turnover - one more than in its previous three games - and FSU turned that into a touchdown, too.

At that point, most of the fans in the crowd of 51,620 headed for the exits, happy to avoid watching the end of Maryland's most lopsided loss of the season.

The unpredictable Terrapins are 4-0 against Top 25 teams, 3-4 against unranked teams and 0-4 at night.

Florida State quarterback Christian Ponder threw for a touchdown and ran for another. He went 19-for-24 for 143 yards and led the Seminoles with 81 yards rushing. But it was the defense that played the biggest part in FSU's first win at Maryland in three tries since 2002.

The Seminoles had six sacks, two interceptions and forced two fumbles in improving to 17-2 in this lopsided rivalry.

On their first possession, the Terrapins moved to the Florida State 30 before a sack by Brown took them out of field goal range. Then, after forcing a punt, Maryland moved from its 39 to the FSU 27 before Egekeze missed a 44-yard field goal try.

Following those two close calls, the Seminoles put together a 16-play, 73-yard drive capped by a 7-yard touchdown pass from Ponder to Preston Parker. Ponder passed for 26 yards and ran for 28 more during the march.

Later in the second quarter, Brown forced a fumble by Scott and Florida State's Derek Nicholson scooped up the loose ball and ran 22 yards for a touchdown and a 14-0 lead.

Another turnover led to another touchdown and a 21-0 lead with 1:35 left in the half. Chris Turner's second interception of the game, this one by Toddrick Verdell, was returned 34 yards to the Maryland 38. Four plays later, Antone Smith ran in from the 1.

## Florida State at #22 Maryland (Nov. 22, 2008 at Tallahassee, Fla.)

| Score by Quarters | 1 | 2  | 3 | 4  | Score |                   |
|-------------------|---|----|---|----|-------|-------------------|
| Florida State     | 0 | 21 | 3 | 13 | 37    | Record: (8-3,5-3) |
| Maryland          | 0 | 0  | 3 | 0  | 3     | Record: (7-4,4-3) |

### Scoring Summary:

|     |       |    |  |
|-----|-------|----|--|
| 2nd | 14:51 | FS | Parker, P 7 yd pass from Ponder, C (Gano, G kick)  |
|     | 09:19 | FS | Nicholson, D 22 yd fumble recovery (Gano, G kick), |
|     | 01:35 | FS | Smith, A 1 yd run (Gano, G kick),                  |
| 3rd | 06:41 | FS | Gano, G 22 yd field goal                           |
|     | 03:46 | MD | Egekeze 34 yd field goal                           |
| 4th | 14:30 | FS | Gano, G 34 yd field goal                           |
|     | 08:49 | FS | Ponder, C 1 yd run (Gano, G kick)                  |
|     | 05:19 | FS | Gano, G 48 yd field goal.                          |

**RUSHING:** Florida State-Ponder, C 14-81; Smith, A 13-45; Jones, C. 4-21; Richardson, D 6-19; Thomas, J. 3-6; Owens, R 1-2; Team 1-minus 2. Maryland-Scott 12-82; Meggett 9-53; Heyward-Bey 2-11; Turner 6-minus 43.

**PASSING:** Florida State-Ponder, C 19-24-0-143; Richardson, D 1-2-0-17. Maryland-Turner 16-30-2-149; Oquendo 0-1-0-0.

**RECEIVING:** Florida State-Parker, P 8-67; Easterling, T 3-31; Carr, G 3-20; Thomas, J. 3-11; Reed, B 1-27; Sims, M 1-2; Surrency, C. 1-2. Maryland-Gronkowski 4-46; Heyward-Bey 3-22; Scott 3-8; Meggett 2-16; L. Watson 1-32; Smith 1-13; Oquendo 1-7; Lee-Odai 1-5.

|                            | FS      | MD      |
|----------------------------|---------|---------|
| FIRST DOWNS                | 19      | 16      |
| RUSHES-YARDS (NET)         | 42-172  | 29-103  |
| PASSING YDS (NET)          | 160     | 149     |
| Passes Att-Comp-Int        | 26-20-0 | 31-16-2 |
| TOTAL OFFENSE PLAYS-YARDS  | 68-332  | 60-252  |
| Fumble Returns-Yards       | 1-22    | 0-0     |
| Punt Returns-Yards         | 2-21    | 0-0     |
| Kickoff Returns-Yards      | 2-58    | 7-126   |
| Interception Returns-Yards | 2-34    | 0-0     |
| Punts (Number-Avg)         | 3-38.7  | 4-43.0  |
| Fumbles-Lost               | 3-0     | 2-2     |
| Penalties-Yards            | 5-40    | 1-5     |
| Possession Time            | 36:02   | 23:58   |
| Third-Down Conversions     | 7 of 13 | 5 of 13 |
| Fourth-Down Conversions    | 0 of 0  | 0 of 1  |
| Red-Zone Scores-Chances    | 5-5     | 1-2     |
| Sacks By: Number-Yards     | 6-43    | 0-0     |

## Game 12 – Florida 45 -- FSU 15

**TALLAHASSEE, Fla. (AP)** - Tim Tebow threw three touchdown passes, ran for 80 yards and another score, and the second-ranked Gators defeated No. 23 Florida State 45-15 in sloppy conditions Saturday.

Florida (11-1) extended its winning streak to eight games, continued its dominance in the intrastate rivalry and set up a 1-2 showdown with Alabama in next week's Southeastern Conference title game.

The Gators have won five in a row against Bobby Bowden's team, and this one was nearly as big a laugh as last season's 45-12 victory in Gainesville.

Florida scored on five of its first seven possessions, held the Seminoles (8-4) without a touchdown for the first 2 1/2 quarters and again proved that the gap between the two programs is as wide as ever.

Florida State's day was ruined by Tebow - and Boston College.

Tebow completed 12 of 21 passes for 185 yards and burned the Seminoles with a few scrambles and some key runs up the middle. He also made a key block on Percy Harvin's TD run, recovered a fumble and made a touchdown-saving tackle following an early fumble.

The Eagles piled on by beating Maryland 28-21, ending Florida State's chance of getting to the Atlantic Coast Conference championship game.

The Seminoles will wait until next weekend to know their bowl destination.

Florida's postseason outlook is much brighter. If the Gators can beat Alabama next Saturday in Atlanta, they would lock up a spot in the Bowl Champion-

ship Series national title game in Miami.

The Seminoles did little to dampen Florida's hopes of getting there.

Christian Ponder threw two interceptions, including one on the first play of the second half. Brandon Spikes returned it to the 20-yard line, and Tebow took over from there.



**Jermaine Thomas**

He rolled right on third down and threw a strike across his body to Louis Murphy to make it 35-9. Tebow could have made it worse, but he got stuffed on a fourth-and-1 run near the goal line later in the quarter.

Tebow also had TD passes to Aaron Hernandez and Harvin.

Harvin, the team's leading receiver, left the game in the second quarter with a sprained right ankle. He limped off the field with the help of trainers and didn't return. The Gators hardly missed him, though.

Jeff Demps ran nine times for 89 yards and a touchdown. Chris Rainey added 97 yards rushing. Tebow and the defense did the rest.

Florida outgained the Seminoles 502-242 in yards and had a 3-to-1 advantage for most of the game.

Ponder was benched, and Drew Weatherford led the Seminoles on a touchdown drive midway through the third - it ended FSU's span of 111 minutes, 44 seconds without a touchdown against Florida - but it did little to spark a comeback. The Seminoles missed the extra point, then failed to recover an onside kick.

### #2 Florida vs #23 Florida State (Nov. 29, 2008 at Tallahassee, Fla.)

| Score by Quarters | 1  | 2  | 3  | 4 | Score |
|-------------------|----|----|----|---|-------|
| Florida           | 14 | 14 | 10 | 7 | 45    |
| Florida State     | 3  | 6  | 6  | 0 | 15    |

Record: (11-1,7-1)  
Record: (8-4,5-3)

#### Scoring Summary:

|     |       |    |   |
|-----|-------|----|---|
| 1st | 10:52 | UF | Harvin, P. 9 yd run (Phillips, J. kick)                 |
|     | 09:20 | FS | Gano, G. 37 yd field goal                               |
|     | 00:02 | UF | Hernandez, A. 7 yd pass from Tebow, T. (Phillips kick)  |
| 2nd | 10:00 | FS | Gano, G. 36 yd field goal                               |
|     | 05:33 | UF | Tebow, T. 4 yd run (Phillips, J. kick),                 |
|     | 02:04 | FS | Gano, G. 32 yd field goal                               |
| 3rd | 00:57 | UF | Hernandez, A. 24 yd pass from Tebow, T. (Phillips kick) |
|     | 13:54 | UF | Murphy, L. 23 yd pass from Tebow, T. (Phillips kick)    |
|     | 11:10 | UF | Phillips, J. 29 yd field goal                           |
| 4th | 07:43 | FS | Thomas, J. 4 yd run (Gano, G. kick blocked)             |
|     | 11:48 | UF | Demps, J. 2 yd run (Phillips, J. kick)                  |

**RUSHING:** Florida-Rainey, C. 8-97; Demps, J. 9-89; Tebow, T. 16-80; Moody, E. 5-40; Harvin, P. 6-13; Brantley, J. 1-4; TEAM 1-minus 6. Florida State-Smith, A. 12-57; Thomas, J. 8-37; Fortson, J. 1-22; Richardson, D. 3-14; Ponder, C. 4-14; Reed, B. 1-minus 3; Gano, G. 1-minus 8; Weatherford, D. 3-minus 31.

**PASSING:** Florida-Tebow, T. 12-21-0-185; Murphy, L. 0-1-0-0. Florida State-Weatherford, D. 4-15-0-61; Ponder, C. 5-14-2-60; Richardson, D. 1-2-1-19; Team 0-1-0-0.

**RECEIVING:** Florida-Hernandez, A. 4-61; Murphy, L. 2-49; Nelson, D. 2-36; James, B. 1-13; Demps, J. 1-11; Moore, C. 1-10; Cooper, R. 1-5. Florida State-Carr, G. 2-24; Owens, R. 2-24; Reed, B. 2-18; Parker, P. 2-13; Fortson, J. 1-42; Smith, A. 1-19.

|                            | UF      | FS      |
|----------------------------|---------|---------|
| FIRST DOWNS                | 22      | 17      |
| RUSHES-YARDS (NET)         | 46-317  | 33-102  |
| PASSING YDS (NET)          | 185     | 140     |
| Passes Att-Comp-Int        | 22-12-0 | 32-10-3 |
| TOTAL OFFENSE PLAYS-YARDS  | 68-502  | 65-242  |
| Fumble Returns-Yards       | 0-0     | 1-2     |
| Punt Returns-Yards         | 2-26    | 0-0     |
| Kickoff Returns-Yards      | 4-74    | 6-194   |
| Interception Returns-Yards | 3-24    | 0-0     |
| Punts (Number-Avg)         | 4-41.0  | 3-39.3  |
| Fumbles-Lost               | 3-1     | 2-1     |
| Penalties-Yards            | 8-71    | 7-55    |
| Possession Time            | 33:56   | 26:04   |
| Third-Down Conversions     | 6 of 12 | 3 of 14 |
| Fourth-Down Conversions    | 0 of 1  | 0 of 2  |
| Red-Zone Scores-Chances    | 6-7     | 4-4     |
| Sacks By: Number-Yards     | 4-35    | 1-8     |

# Game 13 – FSU 42 -- Wisconsin 13


**ORLANDO, Fla. (AP)** - Derek Nicholson and Dekoda Watson returned fumbles for touchdowns, Christian Ponder threw two TD passes and Florida State routed Wisconsin 42-13 Saturday in the Champs Sports Bowl.

Florida State (9-4) finished with more than eight wins for the first time since 2004.

Nicholson had two fumble recoveries, including one he returned 75 yards for a first-quarter touchdown. Punter Graham Gano averaged 48.2 yards on five and had three downed inside the Badgers 5 to earn game MVP.

P.J. Hill ran for 140 yards on 15 carries for the Badgers (7-6), but quarterback Dustin Sherer completed only four of nine for 55 yards through the first three quarters. His fumble early in the fourth quarter was returned 51 yards for a score by Watson to put FSU up 35-6.

Ponder completed 18 of 31 passes for 199 yards.



**Derek Nicholson**

Hill broke runs of 46 and 43 yards, both setting up Philip Welch field goals. But he fumbled deep in FSU territory late in the third quarter and Nicholson recovered to end the threat.

Florida State, playing in its NCAA-leading 27th-straight bowl game, improved coach Bobby Bowden's career record to 21-10-1.

Antone Smith scored on a 6-yard run off right tackle to put the Seminoles up 21-6 in the third quarter and make the power running Badgers have to go to the pass to catch up.

Gano placed three first-quarter punts inside the 4, including two inside the 1. The Seminoles couldn't turn that field position edge into points, though, and when Sherer hit Garrett Graham on a slant for a gain of 43, the game seemed to turn.

But on second-and-9 at the Seminoles 19, Sherer took a one-step drop and tried to hit Hill on a quick screen. The ball, clearly a lateral, was deflected by end Neffey Moffett and picked up by Nicholson, who ran 75 yards for a score, high-stepping the last 20. FSU led 7-0 with about 12 minutes left in the first half.

**MVP**

Graham Gano became the first kicker and second specialist in the history of the Champs Sports Bowl to win the game's MVP award. Gano finished the game with six points going a perfect 6-for-6 in extra point attempts. The senior kicker also tallied five punts for an average of 48.2 yards per punt. He dropped four punts inside 10 and one went for a game-long 58 yards. Graham entered Saturday's game with four of his 17 punts inside the 20.

**Attendance Record**

For the fourth time in the last five years, Florida State has helped set a new attendance record at a bowl game. In Saturday's Champs Sports Bowl game against Wisconsin, the announced attendance was 52,692, the largest ever in Champs Sports Bowl history. It is the second largest crowd in the history of the bowl which dates to the 1990 Blockbuster Bowl at Dolphins Stadium, formerly known as Joe Robbie Stadium in Miami, Fla. That game drew 74,021 fans to see a match-up between Florida State and Penn State, a game won by the Seminoles 24-17.

## Wisconsin vs Florida State (Dec. 27, 2008 at Orlando, Fla.)

| Score by Quarters | 1 | 2  | 3  | 4  | Score |
|-------------------|---|----|----|----|-------|
| Wisconsin         | 0 | 3  | 3  | 7  | 13    |
| Florida State     | 0 | 14 | 14 | 14 | 42    |

Record: (7-6,3-5)  
Record: (9-4,5-3)

**Scoring Summary:**

|     |       |      |   |
|-----|-------|------|---|
| 2nd | 12:33 | FS   | Nicholson, D 75 yd fumble recovery (Gano, G kick) |
|     | 04:46 | WISC | Welch, Philip 31 yd field goal                    |
|     | 00:07 | FS   | Carr, G 15 yd pass from Ponder, C (Gano, G kick)  |
| 3rd | 12:01 | WISC | Welch, Philip 41 yd field goal                    |
|     | 04:11 | FS   | Smith, A 6 yd run (Gano, G kick)                  |
|     | 00:18 | FS   | Jones, C. 14 yd run (Gano, G kick)                |
| 4th | 14:28 | FS   | Watson, D 51 yd fumble recovery (Gano, G kick)    |
|     | 11:04 | FS   | Pirowski, C 10 yd pass from Ponder (Gano, G kick) |
|     | 04:06 | WISC | Theus 20 yd pass from Sherer (Welch, Philip kick) |

**RUSHING:** Wisconsin-Hill, P.J. 15-140; Clay, John 11-39; Anderson, Isaac 1-19; Sherer, Dustin 7-9; Pressley, Chris 1-2; Brown, Zach 1-minus 1; TEAM 1-minus 2; Gilreath, David 1-minus 5. Florida State-Jones, C. 4-55; Smith, A 16-39; Ponder, C 9-19; Givens, L. 1-8; Weatherford, D 1-6; Thomas, J. 3-4; Sims, M 2-3; Bradham, N. 1-2; Reed, B 1-minus 2.

**PASSING:** Wisconsin-Sherer, Dustin 9-16-0-132. Florida State-Ponder, C 18-31-0-199; Weatherford, D 5-6-0-77.

**RECEIVING:** Wisconsin-Graham, Garrett 3-62; Toon, Nick 2-27; Anderson, Isaac 2-18; Theus, Elijah 1-20; Gilreath, David 1-5. Florida State-Carr, G 8-78; Reed, B 5-24; Wade, C 2-41; Givens, L. 2-33; Pirowski, C 2-32; Surrency, C. 1-25; Fortson, J. 1-20; Smith, A 1-18; Easterling, T 1-5.

|                            | WISC    | FS       |
|----------------------------|---------|----------|
| FIRST DOWNS                | 16      | 23       |
| RUSHES-YARDS (NET)         | 38-201  | 38-134   |
| PASSING YDS (NET)          | 132     | 276      |
| Passes Att-Comp-Int        | 16-9-0  | 37-23-0  |
| TOTAL OFFENSE PLAYS-YARDS  | 54-333  | 75-410   |
| Fumble Returns-Yards       | 0-0     | 2-126    |
| Punt Returns-Yards         | 1-3     | 4-29     |
| Kickoff Returns-Yards      | 4-62    | 4-71     |
| Interception Returns-Yards | 0-0     | 0-0      |
| Punts (Number-Avg)         | 6-44.3  | 5-48.2   |
| Fumbles-Lost               | 3-3     | 0-0      |
| Penalties-Yards            | 2-25    | 7-85     |
| Possession Time            | 24:52   | 35:08    |
| Third-Down Conversions     | 2 of 10 | 10 of 17 |
| Fourth-Down Conversions    | 0 of 0  | 0 of 1   |
| Red-Zone Scores-Chances    | 2-3     | 4-4      |
| Sacks By: Number-Yards     | 2-13    | 3-17     |

**INTERCEPTIONS:** Wisconsin-None. Florida State-None.

**FUMBLES:** Wisconsin-Sherer, Dustin 2-2; Hill, P.J. 1-1. Florida State-None.

**Stadium:** Florida Citrus Bowl **Attendance:** 52692

**Kickoff time:** 4:36 **End of Game:** 7:46 **Total elapsed time:** 3:10

**Officials:** Referee: Michael Batlan; Umpire: Al Granado; Linesman: Cleo Robinson; Line Judge: Steven Kovac; Back Judge: John Freitas; Field Judge: Scott Monaco; Side Judge: Mike Weseloh; Scorer: Susie Brosowski;

**Temperature:** 78 **Wind:** SE at 12 **Weather:** Sunny, clear



# ▶ 2008 ACC REVIEW

## ACC Games Overall

| Atlantic Division | W | L | For | Opp | Hm  | Rd  | W | L | For | Opp | Hm  | Rd  | Nu  | Vs. Div. | Streak |
|-------------------|---|---|-----|-----|-----|-----|---|---|-----|-----|-----|-----|-----|----------|--------|
| #Boston College   | 5 | 3 | 206 | 204 | 2-2 | 3-1 | 9 | 5 | 346 | 257 | 5-2 | 3-1 | 1-2 | 4-1      | Lost 2 |
| Florida State     | 5 | 3 | 223 | 176 | 2-2 | 3-1 | 9 | 4 | 434 | 262 | 4-3 | 3-1 | 2-0 | 3-2      | Won 1  |
| Maryland          | 4 | 4 | 127 | 175 | 3-1 | 1-3 | 8 | 5 | 283 | 292 | 6-1 | 1-4 | 1-0 | 3-2      | Won 1  |
| Wake Forest       | 4 | 4 | 133 | 144 | 3-1 | 1-3 | 8 | 5 | 273 | 238 | 5-2 | 2-3 | 1-0 | 2-3      | Won 2  |
| Clemson           | 4 | 4 | 166 | 134 | 2-2 | 2-2 | 7 | 6 | 327 | 225 | 5-2 | 2-2 | 0-2 | 2-3      | Lost 1 |
| NC State          | 4 | 4 | 208 | 190 | 2-2 | 2-2 | 6 | 7 | 305 | 342 | 4-3 | 2-3 | 0-1 | 1-4      | Lost 1 |

| Coastal Division | W | L | For | Opp | Hm  | Rd  | W  | L | For | Opp | Hm  | Rd  | Nu  | vs. Div. | Streak |
|------------------|---|---|-----|-----|-----|-----|----|---|-----|-----|-----|-----|-----|----------|--------|
| *Virginia Tech   | 5 | 3 | 151 | 138 | 4-0 | 1-3 | 10 | 4 | 309 | 234 | 6-0 | 2-3 | 2-1 | 4-1      | Won 4  |
| Georgia Tech     | 5 | 3 | 180 | 156 | 3-1 | 2-2 | 9  | 4 | 317 | 264 | 6-1 | 3-2 | 0-1 | 2-3      | Lost 1 |
| North Carolina   | 4 | 4 | 184 | 169 | 2-2 | 2-2 | 8  | 5 | 360 | 275 | 5-2 | 3-2 | 0-1 | 3-2      | Lost 1 |
| Miami            | 4 | 4 | 219 | 220 | 2-2 | 2-2 | 7  | 6 | 352 | 314 | 4-2 | 3-3 | 0-1 | 3-2      | Lost 3 |
| Virginia         | 3 | 5 | 125 | 143 | 2-2 | 1-3 | 5  | 7 | 193 | 260 | 4-3 | 1-4 | 0-0 | 2-3      | Lost 4 |
| Duke             | 1 | 7 | 139 | 212 | 1-3 | 0-4 | 4  | 8 | 241 | 281 | 3-4 | 1-4 | 0-0 | 1-4      | Lost 5 |

\* ACC Champions; # Atlantic Division ACC Championship Representative

## 1st Team Offense

|           |  |            |
|-----------|--|------------|
| QB        | Russell Wilson, Fr., NC State            | 106        |
| RB        | Jonathan Dwyer, So., Georgia Tech        | 134*       |
| RB        | Da'Rel Scott, So., Maryland              | 76         |
| WR        | Hakeem Nicks, Jr., North Carolina        | 130        |
| WR        | D.J. Boldin, Sr., Wake Forest            | 76         |
| TE        | John Phillips, Sr., Virginia             | 88         |
| T         | Eugene Monroe, Sr., Virginia             | 117        |
| T         | Andrew Gardner, Sr., Georgia Tech        | 107        |
| <b>G</b>  | <b>Rodney Hudson, So., Florida State</b> | <b>99</b>  |
| G         | Cliff Ramsey, Sr., Boston College        | 78         |
| C         | Edwin Williams, Sr., Maryland            | 62         |
| <b>PK</b> | <b>Graham Gano, Sr., Florida State</b>   | <b>127</b> |

\* denotes unanimous selection

## 2nd Team Offense

|    |                                       |    |
|----|---------------------------------------|----|
| QB | Thaddeus Lewis, Jr., Duke             | 28 |
| RB | Darren Evans, Fr., Virginia Tech      | 58 |
| RB | C.J. Spiller, Jr., Clemson            | 50 |
| WR | Eron Riley, Sr., Duke                 | 57 |
| WR | Aaron Kelly, Sr., Clemson             | 56 |
| TE | Ryan Purvis, Sr., Boston College      | 45 |
| T  | Garrett Reynolds, Sr., North Carolina | 42 |
| T  | Anthony Castonzo, So., Boston College | 41 |
| G  | Sergio Render, Jr., Virginia Tech     | 48 |
| G  | Cord Howard, Jr., Georgia Tech        | 45 |
| C  | Thomas Austin, Jr., Clemson           | 48 |
| PK | Matt Boshier, So., Miami              | 34 |

|                               |                               |
|-------------------------------|-------------------------------|
| Player of the Year:           | Jonathan Dwyer, Georgia Tech  |
| Offensive Player of the Year: | Jonathan Dwyer, Georgia Tech  |
| Defensive Player of the Year: | Mark Herzlich, Boston College |
| Coach of the Year:            | Paul Johnson, Georgia Tech    |
| Rookie of the Year:           | Russell Wilson, NC State      |
| Offensive Rookie of the Year: | Russell Wilson, NC State      |
| Defensive Rookie of the Year: | Sean Spence, Miami            |
| Jacobs Blocking Trophy:       | Eugene Monroe, Virginia       |
| Jim Tatum Award:              | Darryl Richard, Georgia Tech  |
| Brian Piccolo Award:          | Robert Quinn, North Carolina  |

## 1st Team Defense

|           |   |            |
|-----------|---|------------|
| <b>DE</b> | <b>Everette Brown, Jr., Florida State</b> | <b>131</b> |
| DE        | Michael Johnson, Sr., Georgia Tech        | 99         |
| DT        | B.J. Raji, Sr., Boston College            | 103        |
| DT        | Vance Walker, Sr., Georgia Tech           | 62         |
| LB        | Mark Herzlich, Jr., Boston College        | 118        |
| LB        | Michael Tauiliili, Sr., Duke              | 110        |
| LB        | Aaron Curry, Sr., Wake Forest             | 106        |
| CB        | Alphonso Smith, Sr., Wake Forest          | 134*       |
| CB        | Victor Harris, Sr., Virginia Tech         | 125        |
| S         | Trimane Goddard, Sr., North Carolina      | 105        |
| S         | Michael Hamlin, Gr., Clemson              | 89         |
| P         | Travis Baltz, So., Maryland               | 105        |
| SP        | C.J. Spiller, Jr., Clemson                | 66         |

\*denotes unanimous selection

## 2nd Team Defense

|           |  |              |
|-----------|--|--------------|
| DE        | Orion Martin, Sr., Virginia Tech             | 61           |
| DE        | Jason Worlids, So., Virginia Tech            | 39           |
| DT        | Ron Brace, Sr., Boston College               | 52           |
| DT        | Darryl Richard, Sr., Georgia Tech            | 50           |
| LB        | Clint Sintim, Sr., Virginia                  | 79           |
| LB        | Alex Wujciak, So., Maryland                  | 43           |
| LB        | Mark Paschal, Sr., North Carolina            | 40           |
| CB        | Ras-I Dowling, So., Virginia                 | 49           |
| <b>CB</b> | <b>Tony Carter, Sr., Florida State</b>       | <b>34(T)</b> |
| CB        | Kendric Burney, So., North Carolina          | 34(T)        |
| S         | Morgan Burnett, So., Georgia Tech            | 85           |
| <b>S</b>  | <b>Myron Rolle, Jr., Florida State</b>       | <b>55</b>    |
| P         | Matt Boshier, So., Miami                     | 60           |
| <b>SP</b> | <b>Michael Ray Garvin, Sr, Florida State</b> | <b>41</b>    |

## Honorable Mention:

|     |                                 |
|-----|---------------------------------|
| RB: | Antone Smith, Sr. Florida State |
| C:  | Ryan McMahon, So. Florida State |

## 2008 ACC Bowl Game Results

| Bowl                           | Final Score                            | Summary   |
|--------------------------------|--|---|
| EagleBank Bowl                 | Wake Forest 29 vs. Navy 19             | Deac's Skinner, Smith, Harris lead 4th quarter comeback         |
| Meineke Car Care Bowl          | North Carolina 30 vs. West Virginia 31 | UNC's Nicks 217 yards, 3 TDs not enough to stop WVU comeback    |
| Champs Sports Bowl             | Florida State 42 vs. Wisconsin 13      | Nicholson, Watson defensive scores keys Seminole rout           |
| Emerald Bowl                   | Miami 17 vs. California 24             | Late fumble foils Miami comeback and upset attempt              |
| Papajohns.com Bowl             | NC State 23 vs. Rutgers 29             | Wilson's injury before halftime opens door for Rutgers comeback |
| Roady's Humanitarian Bowl      | Maryland 42 vs. Nevada 35              | Scott's 174 yards rushing in 21 minutes keys Terp win           |
| Gaylord Hotels Music City Bowl | Boston College 14 vs. Vanderbilt 16    | Turnovers doom Eagles, despite stellar defensive effort         |
| Chick-fil-I-A Bowl             | Georgia Tech 3 vs. LSU 38              | 14th-ranked Yellow Jackets struggle against Tigers              |
| Konica Minolta Gator Bowl      | Clemson 21 vs. Nebraska 26             | Huskers nip Tigers despite 182 all-purpose yards by Spiller     |
| FedEx Orange Bowl              | Virginia Tech 20 vs. Cincinnati 7      | Evans 153 rushing yards, Hokie defense keys BCS win             |