


2009 SEASON REVIEW

Date	Opponent	Score	Overall	Conference	Time	Attend
* Sep 07, 2009	MIAMI	34-38 L	0-1-0	0-1-0	3:47	81077
Sep 12, 2009	JACKSONVILLE STATE	W 19-9	1-1-0	0-1-0	3:11	71420
Sep 19, 2009	at #7 BYU Cougars	W 54-28	2-1-0	0-1-0	3:04	64209
Sep 26, 2009	USF	7-17 L	2-2-0	0-1-0	3:17	83524
* Oct. 3, 2009	at Boston College	21-28 L	2-3-0	0-2-0	3:24	40029
* Oct 10, 2009	#22 GEORGIA TECH	44-49 L	2-4-0	0-3-0	4:44	76292
* Oct 22, 2009	at North Carolina	W 30-27	3-4-0	1-3-0	3:34	58000
* Oct 31, 2009	NC STATE	W 45-42	4-4-0	2-3-0	3:20	67712
* Nov 07, 2009	at Clemson	24-40 L	4-5-0	2-4-0	3:29	77000
* Nov 14, 2009	at Wake Forest	W 41-28	5-5-0	3-4-0	3:14	33411
* Nov 21, 2009	MARYLAND	W 29-26	6-5-0	4-4-0	3:00	66042
Nov 28, 2009	at #1 Florida	10-37 L	6-6-0	4-4-0	3:12	90907
Jan 1, 2010	vs #16 West Virginia	W 33-21	7-6-0	4-4-0	3:18	84129

* indicates conference game



Florida State Overall Team Statistics

TEAM STATISTICS	FSU	OPP
SCORING	391	390
Points Per Game	30.1	30.0
FIRST DOWNS	282	271
Rushing	118	128
Passing	146	121
Penalty	18	22
RUSHING YARDAGE	1944	2660
Yards gained rushing	2215	2961
Yards lost rushing	271	301
Rushing Attempts	422	494
Average Per Rush	4.6	5.4
Average Per Game	149.5	204.6
TDs Rushing	27	27
PASSING YARDAGE	3534	2990
Comp-Att-Int	296-437-13	205-343-14
Average Per Pass	8.1	8.7
Average Per Catch	11.9	14.6
Average Per Game	271.8	230.0
TDs Passing	16	26
TOTAL OFFENSE	5478	5650
Total Plays	859	837
Average Per Play	6.4	6.8
Average Per Game	421.4	434.6
KICK RETURNS: #-Yards	67-1390	50-1068
PUNT RETURNS: #-Yards	23-390	17-136
INT RETURNS: #-Yards	14-251	13-197
KICK RETURN AVERAGE	20.7	21.4
PUNT RETURN AVERAGE	17.0	8.0
INT RETURN AVERAGE	17.9	15.2
FUMBLES-LOST	26-13	20-13
PENALTIES-Yards	89-811	80-605
Average Per Game	62.4	46.5
PUNTS-Yards	44-1825	48-1946
Average Per Punt	41.5	40.5
Net punt average	36.1	31.6
TIME OF POSSESSION/Game	30:46	29:14
3RD-DOWN Conversions	74/160	71/161
3rd-Down Pct	46%	44%
4TH-DOWN Conversions	5/11	12/18
4th-Down Pct	45%	67%
SACKS BY-Yards	26-158	20-146
MISC YARDS	0	0
TOUCHDOWNS SCORED	48	53
FIELD GOALS-ATTEMPTS	19-27	8-14
ON-SIDE KICKS	0-2	0-1
RED-ZONE SCORES	46-56 82%	41-49 84%
RED-ZONE TOUCHDOWNS	36-56 64%	34-49 69%
PAT-ATTEMPTS	40-44 91%	46-51 90%
ATTENDANCE	446067	363556
Games/Avg Per Game	6/74344	6/60593
Neutral Site Games		1/8412

SCORE BY QUARTERS	1st	2nd	3rd	4th	Total
Florida State	89	101	84	117	391
Opponents	89	128	58	115	390

Florida State Overall Individual Statistics

RUSHING	GP	Att	Gain	Loss	Net	Avg	TD	Long	Avg/G
Thomas, J	13	163	876	44	832	5.1	9	54	64.0
Jones, T	6	51	262	11	251	4.9	5	47	41.8
Manuel, EJ	7	44	226	30	196	4.5	2	24	28.0
Ponder, C	9	72	318	139	179	2.5	2	30	19.9
Pryor, L	13	27	157	1	156	5.8	4	24	12.0
Thompson, C	11	23	131	11	120	5.2	2	49	10.9
Reed, B	13	18	114	20	94	5.2	2	42	7.2
Givens, L	12	8	67	9	58	7.2	1	15	4.8
Pressley, T	6	9	40	0	40	4.4	0	12	6.7
Hudson, R	11	0	9	0	9	0.0	0	0	0.8
Easterling, T	13	2	8	0	8	4.0	0	7	0.6
Fortson, J	13	1	4	0	4	4.0	0	4	0.3
Owens, R	13	1	3	0	3	3.0	0	3	0.2
Team	7	3	0	6	-6	-2.0	0	0	-0.9
Total	13	422	2215	271	1944	4.6	27	54	149.5
Opponents	13	494	2961	301	2660	5.4	27	70	204.6

PASSING	G	Effic	Cmp-Att-Int	Pct	Yds	TD	Lng	Avg/G
Ponder, C	9	147.71	227-330-7	68.8	2717	14	98	301.9
Manuel, EJ	7	124.74	69-106-6	65.1	817	2	43	116.7
Team	7	0.00	0-1-0	0.0	0	0	0	0.0
Total	13	141.80	296-437-13	67.7	3534	16	98	271.8
Opponents	13	149.84	205-343-14	59.8	2990	26	80	230.0

RECEIVING	G	No.	Yds	Avg	TD	Long	Avg/G
Owens, R	13	61	729	12.0	3	98	56.1
Reed, B	13	60	710	11.8	0	44	54.6
Fortson, J	13	45	610	13.6	4	34	46.9
Easterling, T	13	35	442	12.6	2	39	34.0
Goodman, R	8	27	355	13.1	1	33	44.4
Thomas, J	13	17	129	7.6	1	20	9.9
Pirowski, C	6	13	182	14.0	2	53	30.3
Reliford, B	13	11	101	9.2	2	22	7.8
Pryor, L	13	10	132	13.2	1	49	10.2
Givens, L	12	7	78	11.1	0	37	6.5
Jones, T	6	5	35	7.0	0	12	5.8
Thompson, C	11	2	10	5.0	0	9	0.9
Haulstead, W	13	1	10	10.0	0	10	0.8
Smith, R	7	1	7	7.0	0	7	1.0
Little, J	9	1	4	4.0	0	4	0.4
Total	13	296	3534	11.9	16	98	271.8
Opponents	13	205	2990	14.6	26	80	230.0

PUNT RETURNS	No.	Yds	Avg	TD	Long
Reid, G	21	387	18.4	1	68
Alexander, M	1	0	0.0	0	0
Reed, B	1	3	3.0	0	3
Total	23	390	17.0	1	68
Opponents	17	136	8.0	0	25

INTERCEPTIONS	No.	Yds	Avg	TD	Long
Robinson, J	4	52	13.0	1	52
Jenije, O	4	54	13.5	0	37
Reid, G	2	63	31.5	1	63
Bradham, N	1	13	13.0	0	13
Smith, K	1	17	17.0	0	17
Alexander, AJ	1	21	21.0	0	21
White, M	1	31	31.0	1	31
Total	14	251	17.9	3	63
Opponents	13	197	15.2	0	82

2009
REVIEW

2010 SEMINOLES

KICK RETURNS	No.	Yds.	Avg.	TD	Long
Reid, G	26	664	25.5	0	69
Robinson, P	11	218	19.8	0	32
Givens, L	7	174	24.9	0	48
Thompson, C	6	150	25.0	0	33
Pryor, L	4	21	5.2	0	11
Zann, V	4	51	12.8	0	16
Harley, J	3	42	14.0	0	22
Dunham, M	2	6	3.0	0	6
Easterling, T	2	40	20.0	0	21
Bradham, N	2	24	12.0	0	18
Total	67	1390	20.7	0	69
Opponents	50	1068	21.4	0	63

FUMBLE RETURNS	No.	Yds.	Avg.	TD	Long
Carr, N	1	0	0.0	0	0
Bradham, N	1	24	24.0	0	24
McNeil, K	1	33	33.0	1	33
Total	3	57	19.0	1	33
Opponents	3	25	8.3	0	19

PATs

SCORING	TD	FGs	Kick	Rush	Rcv	Pass	DXP	Saf	Points
Hopkins, D	0	19-27	40-44	0-0	0-0	0-0	0-0	0-0	97
Thomas, J	10	0-0	0-0	0-0	0-0	0-0	0-0	60	
Jones, T	5	0-0	0-0	0-0	0-0	0-0	0-0	30	
Pryor, L	5	0-0	0-0	0-0	0-0	0-0	0-0	30	
Fortson, J	4	0-0	0-0	0-0	0-0	0-0	0-0	24	
Owens, R	3	0-0	0-0	0-0	0-0	0-0	0-0	18	
Easterling, T	2	0-0	0-0	0-0	1	0-0	0-0	14	
Pirowski, C	2	0-0	0-0	0-0	1	0-0	0-0	14	
Reid, G	2	0-0	0-0	0-0	0-0	0-0	0-0	12	
Thompson, C	2	0-0	0-0	0-0	0-0	0-0	0-0	12	
Manuel, EJ	2	0-0	0-0	0-0	0	1-1	0-0	12	
Ponder, C	2	0-0	0-0	0-0	0-0	1-2	0-0	12	
Reed, B	2	0-0	0-0	0-0	0	1-1	0-0	12	
Reliford, B	2	0-0	0-0	0-0	0-0	0-0	0-0	12	
Goodman, R	1	0-0	0-0	0-0	1	0-0	0-0	8	
Robinson, J	1	0-0	0-0	0-0	0	0-0	0-0	6	
Givens, L	1	0-0	0-0	0-0	0-0	0-0	0-0	6	
McNeil, K	1	0-0	0-0	0-0	0-0	0-0	0-0	6	
White, M	1	0-0	0-0	0-0	0-0	0-0	0-0	6	
Total	48	19-27	40-44	0-0	3	3-4	0-0	0	391
Opponents	53	8-14	46-51	1-1	0	0-1	0-0	0	390

TOTAL OFFENSE	G	Plays	Rush	Pass	Total	Avg/G
Ponder, C	9	402	179	2717	2896	321.8
Manuel, EJ	7	150	196	817	1013	144.7
Thomas, J	13	163	832	0	832	64.0
Jones, T	6	51	251	0	251	41.8
Pryor, L	13	27	156	0	156	12.0
Thompson, C	11	23	120	0	120	10.9
Reed, B	13	18	94	0	94	7.2
Givens, L	12	8	58	0	58	4.8
Pressley, T	6	9	40	0	40	6.7
Hudson, R	11	0	9	0	9	0.8
Easterling, T	13	2	8	0	8	0.6
Fortson, J	13	1	4	0	4	0.3
Owens, R	13	1	3	0	3	0.2
Team	7	4	-6	0	-6	-0.9
Total	13	859	1944	3534	5478	421.4
Opponents	13	837	2660	2990	5650	434.6

FIELD GOALS	FGM-FGA	Pct	01-19	20-29	30-39	40-49	50-99	Lg	Blk
Hopkins, D	19-27	70.4	0-0	5-5	6-8	7-12	1-2	52	0

FG SEQUENCE	Florida State	OPPONENTS
Miami	(52),(45)	(18)
Jacksonville State	47	(37),38
BYU Cougars	(33),(35),42	-
USF	44	37,37,(27)
Boston College	(31),(39),37	-
Georgia Tech	45,(40)	-
North Carolina	(48),(26),(40)	(34),(26)
NC State	(24)	-
Clemson	(35),58	38,26
Wake Forest	(47),(42)	-
Maryland	-	(44),(39)
Florida	41,(20)	(37)
West Virginia	(26),37,(42),(22),(37)	33

Numbers in (parentheses) indicate field goal was made.

PUNTING	No.	Yds	Avg	Long	TB	FC	I20	Blkd
Powell, S	43	1790	41.6	64	5	6	13	0
Team	1	35	35.0	35	0	0	0	1
Total	44	1825	41.5	64	5	6	13	1
Opponents	48	1946	40.5	57	2	10	15	0

KICKOFFS	No.	Yds	Avg	TB	OB	Retn	Net	YdLn
Hopkins, D	75	4850	64.7	24	1	-	-	-
Total	75	4850	64.7	24	1	1068	44.0	25
Opponents	73	4239	58.1	4	1	1390	37.9	32

ALL PURPOSE	G	Rush	Rec	PR	KOR	IR	Tot	Avg/G
Reid, G	13	0	0	387	664	63	1114	85.7
Thomas, J	13	832	129	0	0	0	961	73.9
Reed, B	13	94	710	3	0	0	807	62.1
Owens, R	13	3	729	0	0	0	732	56.3
Fortson, J	13	4	610	0	0	0	614	47.2
Easterling, T	13	8	442	0	40	0	490	37.7
Goodman, R	8	0	355	0	0	0	355	44.4
Givens, L	12	58	78	0	174	0	310	25.8
Pryor, L	13	156	132	0	21	0	309	23.8
Jones, T	6	251	35	0	0	0	286	47.7
Thompson, C	11	120	10	0	150	0	280	25.5
Robinson, P	12	0	0	0	218	0	218	18.2
Manuel, EJ	7	196	0	0	0	0	196	28.0
Pirowski, C	6	0	182	0	0	0	182	30.3
Ponder, C	9	179	0	0	0	0	179	19.9
Reliford, B	13	0	101	0	0	0	101	7.8
Jenije, O	13	0	0	0	0	54	54	4.2
Robinson, J	13	0	0	0	0	52	52	4.0
Zann, V	11	0	0	0	51	0	51	4.6
ALL PURPOSE	G	Rush	Rec	PR	KOR	IR	Tot	Avg/G
Harley, J	11	0	0	0	42	0	42	3.8
Pressley, T	6	40	0	0	0	0	40	6.7
Bradham, N	13	0	0	0	24	13	37	2.8
White, M	13	0	0	0	0	31	31	2.4
Alexander, AJ	3	0	0	0	0	21	21	7.0
Smith, K	13	0	0	0	0	17	17	1.3
Haulstead, W	13	0	10	0	0	0	10	0.8
ALL PURPOSE	G	Rush	Rec	PR	KOR	IR	Tot	Avg/G
Hudson, R	11	9	0	0	0	0	9	0.8
Smith, R	7	0	7	0	0	0	7	1.0
Dunham, M	13	0	0	0	6	0	6	0.5
Little, J	9	0	4	0	0	0	4	0.4
Team	7	-6	0	0	0	0	-6	-0.9
Total	13	1944	3534	390	1390	251	7509	577.6
Opponents	13	2660	2990	136	1068	197	7051	542.4

Florida State Overall Defensive Statistics

DEFENSIVE LEADERS	GP-GS	Solo	Ast	Total	TFL/Yds	Sacks	Int-Yds	Pass Def	Fumbles	Blkd
13 Bradham, N	13-12	61	32	93	5.5-16	2.0-10	1-13	1	3	2-24
29 Smith, K	13-13	45	40	85	7.0-20	2.0-9	1-17	1	2	1-0
20 Robinson, J	13-13	52	22	74	2.5-5	1.0-1	4-52	6	1	1-0
36 Watson, D	13-12	37	28	65	13.0-58	6.5-42		1	3	1-0
21 Robinson, P	12-12	36	16	52	3.0-7			11		2
98 White, M	13-12	21	17	38	10.5-27	2.0-10	1-31	2		1
22 Mangum, K	12-11	19	15	34	2.0-7	1.0-2		1		
10 Moody, N	13-2	23	10	33	0.5-3	0.5-3		1		
15 Jenije, O	13-13	26	5	31	1.0-1		4-54			
12 Carr, N	13-1	15	11	26	1.5-3			1	1	0
99 McDaniel, J	13-2	13	12	25	4.0-16	1.0-10				2
5 Reid, G	13-0	16	7	23			2-63	6		
95 McNeil, K	12-9	14	5	19	5.5-26	2.0-18		1	3	3-33
16 Alexander, M	13-0	14	3	17	6.0-38	5.0-37				2
72 Thacker, B	10-3	12	4	16						1
48 Wright, R	13-0	7	9	16						



DEFENSIVE LEADERS ... GP-GS		Solo	Ast	Total	TFL/Yds	No-Yards	Int-Yds	BrUp	QBH	Rcv-Yds	FF	Kick	Saf
44	Harris, M.	6-1	10	5	15					1-0	1		
28	Allen, D.	9-1	12	3	15	2-5-7	1-0-3		3		1		
93	Dawkins, E.	13-7	9	5	14	3-5-15	1-0-9						
56	Stewart, K.	12-6	6	6	12					1			
49	Jenkins, B.	12-0	8	4	12	3-0-6			4				
90	McCray, M.	12-9	5	7	12	1-0-1				1-0			
82	Haulstead, W.	13-0	6	4	10								
89	Givens, L.	12-1	7	1	8								
86	Owens, R.	13-13	6	2	8						1		
4	Parks, T.	9-0	1	5	6								
94	Mincey, J.	5-0	3	1	4								
84	Smith, R.	7-0	3	1	4								
30	Harley, J.	11-0	2	2	4					1-0	1		
91	Yarborough, C.	13-4	3	1	4				1				
55	Jackson, J.	12-0	2	1	3								
46	Zann, V.	11-0	3	3	3								
80	Fortson, J.	13-6	3	3	3					1-0	1		
65	Aronson, Z.	13-0	1	2	3								
96	Stevens, T.	13-0	1	1	2	1-0-5			1				
18	Hopkins, D.	13-0	2	2	2								
3	Manuel, EJ.	7-4	1	1	1			1-21					
7	Ponder, C.	9-9	1	1	1								
24	Pryor, L.	13-4	1	1	1								
79	Spurlock, D.	13-13	1	1	1								
67	Datko, A.	13-13	1	1	1								
87	Wade, C.	6-0	1	1	1								
81	Pirowski, C.	6-6	1	1	1								
38	Thomas, J.	13-10	1	1	1								
26	Alexander, AJ.	3-0											
Total		13-0	506	293	799	73-261	26-158	14-251	32	22	13-57	12	2
Opponents		13-0	586	280	866	67-0-258	20-146	13-197	33	15	13-25	20	1

Florida State Passing Game-by-Game

#7 Ponder, C	Att	Comp	Int	Pct	Yards	TD	Long	Sack	Yds	Effic
Miami	41	24	1	58.5	294	2	34	2	17	130.0
Jacksonville State	35	22	0	62.9	324	0	53	2	25	140.6
BYU Cougars	26	21	0	80.8	195	2	26	0	0	169.2
USF	37	25	0	67.6	269	0	29	5	43	128.6
Boston College	42	29	0	69.0	340	0	33	1	10	137.0
Georgia Tech	36	26	0	72.2	359	5	33	2	14	201.8
North Carolina	40	33	0	82.5	395	3	98	2	10	190.2
NC State	40	26	2	65.0	277	0	39	0	0	121.4
Clemson	33	21	4	63.6	264	1	49	1	1	116.6
TOTALS	330	227	7	68.8	2717	14	98	15	120	147.7

#3 Manuel, EJ	Att	Comp	Int	Pct	Yards	TD	Long	Sack	Yds	Effic
BYU Cougars	2	1	0	50.0	4	0	4	0	0	66.8
Clemson	2	0	0	0.0	0	0	0	1	2	0.0
Wake Forest	20	15	1	75.0	220	1	43	1	8	173.9
Maryland	27	17	3	63.0	206	0	29	0	0	104.8
Florida	31	19	2	61.3	198	1	29	3	16	112.7
West Virginia	24	17	0	70.8	189	0	29	0	0	137.0
TOTALS	106	69	6	65.1	817	2	43	5	26	124.7

#TM Team	Att	Comp	Int	Pct	Yards	TD	Long	Sack	Yds	Effic
Florida	1	0	0	0.0	0	0	0	0	0	0.0
TOTALS	1	0	0	0.0	0	0	0	0	0	0.0

Florida State Rushing/Receiving Game-by-Game

RUSHING	No-Yds/TD	UM	JSU	BY	USF	BC	GT	NC	NCS	CU	WF	MD	UF	WVU
Thomas, J.	163-832/9	7-10/0	2-8/0	6-23/0	1-15/0	10-21/1	19-98/1	4-17/0	20-186/2	26-119/1	25-149/1	11-44/1	7-21/0	25-121/2
Jones, T.	51-251/5	14-59/0	8-40/2	12-108/1	12-21/1	DNP	DNP	DNP	DNP	DNP	4-21/1	1-2/0	DNP	DNP
Manuel, EJ.	44-196/2	DNP	DNP	1-8/0	1-1/0	DNP	DNP	DNP	DNP	1-2/0	10-45/1	6-49/0	11-27/0	14-70/1
Ponder, C.	72-179/2	8-28/1	7-7/0	11-77/1	8-29/0	10-23/0	7-17/0	12-14/0	4-29/0	5-13/0	DNP	DNP	DNP	DNP
Pryor, L.	27-156/4			7-50/2	3-5/0	4-0/0	3-16/0	2-3/0		1-2/0	1-3/0	2-57/2	3-18/0	1-2/0
Thompson, C.	23-120/2		5-7/0	1-5/0	1-3/0	1-2/0	1-49/0	6-18/0	5-19/2	1-3/0	DNP	DNP	DNP	2-20/0
Reed, B.	18-94/2		3-1/0	1-1/0				4-44/1	1-14/0	1-3/0	3-42/1	2-10/0		3-9/0
Givens, L.	8-58/1	1-13/0	1-15/0	1-11/0	DNP	3-24/1		1-9/0						1-4/0
Pressley, T.	9-40/0	DNP	DNP	7-25/0	1-11/0	DNP	DNP	DNP	DNP		1-4/0	DNP		DNP
Easterling, T.	2-8/0					1-1/0								1-7/0
Fortson, J.	1-4/0			1-4/0										
Owens, R.	1-3/0			1-3/0										
Team	3-6/0			DNP	DNP	DNP		DNP		1-2/0	2-4/0	DNP		DNP


RECEIVING	No-Yds/TD	UM	JSU	BY	USF	BC	GT	NC	NCS	CU	WF	MD	UF	WVU
Owens, R.	61-729/3	3-31/0	4-47/0	3-35/0	4-38/0	5-62/0	1-13/1	9-199/1	7-56/1	9-77/0	3-42/0	5-52/0	5-40/0	3-37/0
Reed, B.	60-710/0	5-63/0		3-34/0	9-114/0	7-106/0	4-47/0	8-74/0	6-66/0	4-68/0	5-81/0	2-18/0	5-39/0	2-0/0
Fortson, J.	45-610/4	3-53/0	2-33/0	6-62/1	2-16/0	1-3/0	7-77/1	3-56/0	4-43/0	1-5/0	3-60/1	5-71/0	4-58/1	4-73/0
Easterling, T.	35-442/2	2-21/1	1-19/0		4-40/0	3-37/0	5-104/0	5-16/1	5-73/0	3-40/0	1-11/0	2-36/0	1-12/0	3-33/0
Goodman, R.	27-355/1	5-82/0	8-80/0	1-20/0	3-45/0	9-105/0	1-23/1	DNP	DNP	DNP	DNP	DNP	DNP	DNP
Pirowski, C.	13-182/2	3-33/1	2-78/0	5-38/1	1-13/0	2-20/0		DNP	DNP	DNP	DNP	DNP	DNP	DNP
Pryor, L.	10-132/1				1-3/0			1-6/0	3-31/0	2-64/1		1-12/0		2-22/0
Thomas, J.	17-129/1	2-7/0	1-3/0			1-6/0	3-42/1	3-22/0		2-10/0	1-7/0	1-12/0	2-17/0	1-9/0
Reliford, B.	11-101/2	1-4/0		1-6/0		2-24/1	2-14/1	1-8/0			1-12/0	1-5/0	1-22/0	1-6/0
Givens, L.	7-78/0		1-40/0	1-1/0	DNP		3-29/0	2-8/0						
Jones, T.	5-35/0		3-30/0	1-1/0	1-6/0	DNP	DNP	DNP	DNP	DNP			DNP	DNP
Thompson, C.	2-10/0					1-1/0				DNP	DNP			1-9/0
Haulstead, W.	1-10/0													1-10/0
Smith, R.	1-7/0	DNP	DNP		DNP	DNP	DNP	DNP			1-7/0			
Little, J.	1-4/0			1-4/0	DNP	DNP					DNP		DNP	

Florida State Total Tackles Game-by-Game

TOTAL TACKLES	UA-A	TOT	UM	JSU	BY	USF	BC	GT	NC	NCS	CU	WF	MD	UF	WVU
Bradham, N LB	61-32	93	3-2	4-3	1-2	5-1	5-1	3-5	6-0	5-1	7-3	6-3	4-6	9-3	3-2
Smith, K LB	45-40	85	4-1	2-8	4-0	5-3	3-0	3-7	7-3	4-3	3-2	2-1	4-5	4-4	0-3
Robinson, J	52-22	74	3-4	3-3	5-2	4-1	3-0	4-3	7-1	5-1	4-2	5-1	6-2	3-2	-
Watson, D LB	37-28	65	2-4	5-4	3-0	4-2	3-1	3-1	-	1-3	3-5	2-3	0-3	6-2	5-0
Robinson, P CB	36-16	52	1-2	2-1	2-1	1-2	2-0	DNP	2-5	2-0	7-2	4-0	6-1	3-1	4-1
White, M DE	21-17	38	3-2	0-1	1-0	0-1	3-2	1-1	3-2	2-0	2-3	2-1	2-2	2-2	-
Mangum, K CB	19-15	34	2-1	DNP	1-2	0-1	1-0	-	4-2	2-3	1-2	1-0	2-1	2-3	3-0
Moody, N	23-10	33	1-0	7-3	1-0	-	-	2-1	2-0	3-1	-	2-1	0-2	3-0	2-2
Jenije, O CB	26-5	31	3-1	1-0	1-1	-	5-0	1-0	1-1	2-0	3-1	2-0	4-0	2-1	1-0
Carr, N LB	15-11	26	2-4	-	1-0	-	4-0	1-1	3-1	2-1	1-0	0-3	1-0	0-1	-
McDaniel, J DT	13-12	25	1-0	3-2	1-2	-	1-0	0-1	2-0	1-1	1-1	-	3-3	0-2	-
Reid, G CB	16-7	23	3-0	1-1	1-1	-	2-0	3-1	1-0	-	0-1	1-2	3-0	-	1-1
McNeil, K DE	14-5	19	-	1-1	0-1	2-0	2-0	3-0	2-1	1-1	0-1	2-0	1-0	-	DNP
Alexander, M LB	14-3	17	0-1	-	1-0	1-0	-	3-0	1-2	3-0	-	1-0	1-0	1-0	2-0
Thacker, B DT	12-4	16	0-1	DNP	2-0	1-0	5-0	2-3	DNP	DNP	-	-	1-0	-	1-0
Wright, R LB	7-9	16	1-3	0-1	0-1	2-0	1-0	0-2	1-2	1-0	-	-	1-0	1-0	1-1
Harris, M LB	10-5	15	1-3	0-1	2-0	2-0	3-0	2-1	DNP	DNP	DNP	DNP	DNP	DNP	DNP
Allen, D CB	12-3	15	2-0	4-1	1-1	1-0	-	0-1	DNP	DNP	DNP	-	DNP	2-0	2-0
Dawkins, E DE	9-5	14	-	0-1	1-0	2-1	-	-	1-0	2-1	0-1	3-0	0-1	-	-
Jenkins, B DE	8-4	12	-	-	-	-	-	1-0	DNP	2-0	-	3-1	0-2	0-1	2-0
Stewart, K DT	6-6	12	0-1	2-1	-	1-1	1-0	1-1	-	-	-	0-1	-	DNP	1-1
McCray, M DT	5-7	12	-	0-1	-	DNP	-	0-1	2-0	1-3	-	1-1	1-0	0-1	-
Haulstead, W	6-4	10	1-0	0-1	-	1-0	-	-	1-1	-	-	1-0	0-1	-	2-1
Givens, L	7-1	8	1-1	-	-	DNP	1-0	-	1-0	1-0	2-0	1-0	-	-	-
Owens, R	6-2	8	-	-	-	1-1	1-0	-	0-1	1-0	-	-	1-0	1-0	1-0
TOTAL TACKLES	UA-A	TOT	UM	JSU	BY	USF	BC	GT	NC	NCS	CU	WF	MD	UF	WVU
Parks, T	1-5	6	-	0-1	1-1	0-1	-	0-1	DNP	DNP	-	DNP	0-1	-	DNP
Harley, J	2-2	4	0-1	1-0	0-1	-	-	-	-	-	1-0	-	DNP	DNP	-
Smith, R	3-1	4	DNP	DNP	-	DNP	DNP	DNP	DNP	-	1-0	1-0	1-1	-	-
Yarborough, C DE	3-1	4	1-0	2-1	-	-	-	-	-	-	-	-	-	-	-
Mincey, J DT	3-1	4	DNP	DNP	DNP	DNP	DNP	DNP	0-1	1-0	-	DNP	2-0	-	DNP
Aronson, Z	1-2	3	0-1	1-0	-	-	-	-	0-1	-	-	-	-	-	-
Zann, V LB	0-3	3	-	-	-	DNP	-	DNP	0-2	-	-	0-1	-	-	-
Fortson, J	3-0	3	-	1-0	-	-	-	-	-	1-0	-	1-0	-	-	-
Jackson, J DE	2-1	3	-	-	1-1	-	1-0	-	-	DNP	-	-	-	-	-
Hopkins, D	0-2	2	-	-	-	-	-	0-1	-	0-1	-	-	-	-	-
Stevens, T DE	1-1	2	-	-	-	-	-	-	0-1	-	-	-	-	-	1-0
Piurovski, C	1-0	1	-	-	-	1-0	-	-	DNP	DNP	DNP	DNP	DNP	DNP	DNP
Manuel, EJ	1-0	1	DNP	DNP	-	-	DNP	DNP	DNP	DNP	-	1-0	-	1-0	-
Datko, A	1-0	1	-	-	-	-	-	-	1-0	-	-	-	-	-	-
Wade, C	0-1	1	0-1	-	-	-	-	DNP	DNP	DNP	DNP	-	DNP	DNP	DNP
Spurlock, D	1-0	1	-	-	-	-	-	-	-	-	1-0	-	-	-	-
Pryor, L	1-0	1	-	1-0	-	-	-	-	-	-	-	-	-	-	-
Ponder, C	1-0	1	-	-	-	-	-	-	-	-	1-0	DNP	DNP	DNP	DNP
Thomas, J	1-0	1	-	-	-	-	-	-	-	-	1-0	-	-	-	-

2009 Game-By-Game Starts

UM	JSU	BYU	USF	BC	GT	UNC	NCST	CLEM	WF	MD	UF	WV
X.....Goodman.....Goodman.....Fortson.....Goodman.....Goodman.....Goodman.....Givens.....Fortson.....Fortson.....Fortson.....Fortson.....Reed.....Fortson												
LT.....Datko.....Datko.....Datko.....Datko.....Datko.....Datko.....Datko.....Datko.....Datko.....Datko.....Datko.....Datko.....Datko												
LG.....Hudson.....Hudson.....Hudson.....Hudson.....Hudson.....Hudson.....Hudson.....Hudson.....Hudson.....Hudson.....Davis.....Davis.....Hudson												
C.....McMahon.....McMahon.....McMahon.....McMahon.....McMahon.....McMahon.....McMahon.....McMahon.....McMahon.....McMahon.....McMahon.....McMahon.....McMahon												
RG.....Spurlock.....Spurlock.....Spurlock.....Spurlock.....Spurlock.....Spurlock.....Spurlock.....Spurlock.....Spurlock.....Spurlock.....Spurlock.....Spurlock												
RT.....Sanders.....Sanders.....Sanders.....Sanderson.....Sanders.....Sanders.....Sanders.....Sanders.....Sanders.....Sanders.....Sanders.....Sanders.....Sanders												
TE.....Piurovski.....Piurovski.....Piurovski.....Piurovski.....Piurovski.....Piurovski.....Reed (WR).....Reliford.....Reliford.....Reliford.....Reliford.....Reliford.....Reed (WR)												
Z.....Owens.....Owens.....Owens.....Owens.....Owens.....Owens.....Owens.....Owens.....Owens.....Owens.....Owens.....Owens.....Owens												
QB.....Ponder.....Ponder.....Ponder.....Ponder.....Ponder.....Ponder.....Ponder.....Ponder.....Ponder.....Manuel.....Manuel.....Manuel.....Manuel												
Y.....Little (FB).....Gard (FB).....Gard (FB).....Easterling.....Easterling.....Easterling.....Pryor (FB).....Easterling.....Easterling.....Pryor (FB).....Pryor (FB).....Pryor (FB).....Easterling												
TB.....Thomas.....Jones.....Jones.....Jones.....Thomas.....Thomas.....Thomas.....Thomas.....Thomas.....Thomas.....Thomas.....Thomas.....Thomas												
PK.....Hopkins.....Hopkins.....Hopkins.....Hopkins.....Hopkins.....Hopkins.....Hopkins.....Hopkins.....Hopkins.....Hopkins.....Hopkins.....Hopkins.....Hopkins												
DS.....Aronson.....Aronson.....Aronson.....Aronson.....Aronson.....Aronson.....Aronson.....Aronson.....Aronson.....Aronson.....Aronson.....Aronson.....Aronson												
HO.....Powell.....Powell.....Powell.....Powell.....Powell.....Powell.....Powell.....Powell.....Powell.....Powell.....Powell.....Powell.....Powell												
KO.....Hopkins.....Hopkins.....Hopkins.....Hopkins.....Hopkins.....Hopkins.....Hopkins.....Hopkins.....Hopkins.....Hopkins.....Hopkins.....Hopkins.....Hopkins												
P.....Powell.....Powell.....Powell.....Powell.....Powell.....Powell.....Powell.....Powell.....Powell.....Powell.....Powell.....Powell.....Powell												
LE.....Yarborough.....Yarborough.....Yarborough.....McNeil.....McNeil.....McNeil.....McNeil.....McNeil.....McNeil.....McNeil.....McNeil.....McNeil.....Yarborough												
NG.....McCray.....McCray.....McCray.....Dawkins.....Thacker.....Thacker.....Dawkins.....Dawkins.....Dawkins.....Dawkins.....Dawkins.....Dawkins.....Thacker												
DT.....Stewart.....Stewart.....Stewart.....Stewart.....Stewart.....McDaniel.....McCray.....McDaniel.....McCray.....McCray.....McCray.....McCray.....Stewart												
RE.....White.....White.....White.....White.....White.....White.....White.....White.....White.....White.....White.....White.....White												
WLB.....Bradham.....Bradham.....Harris.....Bradham.....Bradham.....Bradham.....Bradham.....Bradham.....Bradham.....Bradham.....Bradham.....Bradham.....Bradham												
MLB.....Smith.....Smith.....Smith.....Smith.....Smith.....Smith.....Smith.....Smith.....Smith.....Smith.....Smith.....Smith.....Smith												
SLB.....Watson.....Watson.....Watson.....Watson.....Watson.....Watson.....Carr.....Watson.....Watson.....Watson.....Watson.....Watson.....Watson												
LC.....Jenije.....Jenije.....Jenije.....Jenije.....Jenije.....Jenije.....Jenije.....Jenije.....Jenije.....Jenije.....Jenije.....Jenije.....Jenije												
FS.....J. Robinson.....J. Robinson.....J. Robinson.....J. Robinson.....J. Robinson.....J. Robinson.....J. Robinson.....J. Robinson.....J. Robinson.....J. Robinson.....J. Robinson.....J. Robinson												
RV.....Mangum.....Moody.....Mangum.....Mangum.....Mangum.....Moody.....Mangum.....Mangum.....Mangum.....Mangum.....Mangum.....Mangum.....Mangum												
RC.....P. Robinson.....P. Robinson.....P. Robinson.....P. Robinson.....P. Robinson.....Allen.....P. Robinson.....P. Robinson.....P. Robinson.....P. Robinson.....P. Robinson.....P. Robinson												



2009 Florida State Game Highs

INDIVIDUAL GAME HIGHS

Rushes.....	26	Thomas, J at Clemson (Nov 07, 2009)
Yards Rushing.....	186	Thomas, J vs NC State (Oct 31, 2009)
TD Rushes.....	2	Jones, T vs Jacksonville State (Sep 12, 2009)
		Pryor, L at BYU Cougars (Sep 19, 2009)
		Thompson, C vs NC State (Oct 31, 2009)
		Thomas, J vs NC State (Oct 31, 2009)
		Pryor, L vs Maryland (Nov 21, 2009)
		Thomas, J vs West Virginia (Jan 1, 2010)
Long Rush.....	54	Thomas, J vs NC State (Oct 31, 2009)
Pass attempts.....	42	Ponder, C at Boston College (Oct 3, 2009)
Pass completions.....	33	Ponder, C at North Carolina (Oct 22, 2009)
Yards Passing.....	395	Ponder, C at North Carolina (Oct 22, 2009)
TD Passes.....	5	Ponder, C vs Georgia Tech (Oct 10, 2009)
Long Pass.....	98	Ponder, C at North Carolina (Oct 22, 2009)
Receptions.....	9	Reed, B vs USF (Sep 26, 2009)
		Goodman, R at Boston College (Oct 3, 2009)
		Owens, R at North Carolina (Oct 22, 2009)
		Owens, R at Clemson (Nov 07, 2009)
Yards Receiving.....	199	Owens, R at North Carolina (Oct 22, 2009)
TD Receptions.....	1	16 Players
Long Reception.....	98	Owens, R at North Carolina (Oct 22, 2009)
Field Goals.....	4	Hopkins, D vs West Virginia (Jan 1, 2010)
Long Field Goal.....	52	Hopkins, D vs Miami (Sep 07, 2009)
Punts.....	6	Powell, S vs Jacksonville State (Sep 12, 2009)
		Powell, S vs USF (Sep 26, 2009)
Punting Avg.....	54.5	Powell, S at Wake Forest (Nov 14, 2009)
Long Punt.....	64	Powell, S vs Jacksonville State (Sep 12, 2009)
Long Punt Return.....	68	Reid, G at Wake Forest (Nov 14, 2009)
Long Kickoff Return.....	69	Reid, G vs West Virginia (Jan 1, 2010)
Tackles.....	12	Bradham, N at Florida (Nov 28, 2009)
Sacks.....	3.5	Watson, D vs Jacksonville State (Sep 12, 2009)
Tackles For Loss.....	3.5	Watson, D vs Jacksonville State (Sep 12, 2009)
		Smith, K at North Carolina (Oct 22, 2009)
Interceptions.....	2	Jenije, O vs USF (Sep 26, 2009)

TEAM GAME HIGHS

Rushes.....	49	at BYU Cougars (Sep 19, 2009)
Yards Rushing.....	313	at BYU Cougars (Sep 19, 2009)
Yards Per Rush.....	8.4	vs NC State (Oct 31, 2009)
TD Rushes.....	5	vs NC State (Oct 31, 2009)
Pass attempts.....	42	at Boston College (Oct 3, 2009)
Pass completions.....	33	at North Carolina (Oct 22, 2009)
Yards Passing.....	395	at North Carolina (Oct 22, 2009)
Yards Per Pass.....	11.0	at Wake Forest (Nov 14, 2009)
TD Passes.....	5	vs Georgia Tech (Oct 10, 2009)
Total Plays.....	77	at BYU Cougars (Sep 19, 2009)
Total Offense.....	555	vs NC State (Oct 31, 2009)
Yards Per Play.....	8.2	vs Georgia Tech (Oct 10, 2009)
Points.....	54	at BYU Cougars (Sep 19, 2009)
Sacks By.....	7	vs Jacksonville State (Sep 12, 2009)
First Downs.....	27	at BYU Cougars (Sep 19, 2009)
		vs NC State (Oct 31, 2009)

Penalties.....	16	at North Carolina (Oct 22, 2009)
Penalty Yards.....	121	at North Carolina (Oct 22, 2009)
Turnovers.....	5	at Clemson (Nov 07, 2009)
Interceptions By.....	3	at BYU Cougars (Sep 19, 2009)

OPPONENT INDIVIDUAL GAME HIGHS

Rushes.....	27	Nesbitt, J., vs Georgia Tech (Oct 10, 2009)
Yards Rushing.....	179	Harris, M, at Boston College (Oct. 3, 2009)
TD Rushes.....	3	Nesbitt, J., vs Georgia Tech (Oct 10, 2009)
Long Rush.....	70	DEVINE, Noel, vs West Virginia (Jan 1, 2010)
Pass attempts.....	40	Skinner, R, at Wake Forest (Nov 14, 2009)
Pass completions.....	25	Skinner, R, at Wake Forest (Nov 14, 2009)
Yards Passing.....	386	Harris, J., vs Miami (Sep 07, 2009)
TD Passes.....	5	Wilson, R., vs NC State (Oct 31, 2009)
Long Pass.....	80	HALL, Max, at BYU Cougars (Sep 19, 2009)
		Wilson, R., vs NC State (Oct 31, 2009)
Receptions.....	7	Smith, vs Maryland (Nov 21, 2009)
Yards Receiving.....	165	Spencer, O., vs NC State (Oct 31, 2009)
TD Receptions.....	3	Williams, Ja., vs NC State (Oct 31, 2009)
Long Reception.....	80	JACOBSON, McKay, at BYU Cougars (Sep 19, 2009)
		Spencer, O., vs NC State (Oct 31, 2009)
Field Goals.....	2	Barth, C, at North Carolina (Oct 22, 2009)
		Ferrara, vs Maryland (Nov 21, 2009)
Long Field Goal.....	44	Ferrara, vs Maryland (Nov 21, 2009)
Punts.....	8	TATUM, Patrick, vs Jacksonville State (Sep 12, 2009)
Punting Avg.....	45.4	Schallock, G, at North Carolina (Oct 22, 2009)
Long Punt.....	57	ALVARADO, Delbe, vs USF (Sep 26, 2009)
Long Punt Return.....	25	Johnson, C., vs NC State (Oct 31, 2009)
Long Kickoff Return.....	63	Cooper, G., vs Miami (Sep 07, 2009)
Tackles.....	13	SANDS, Robert, vs West Virginia (Jan 1, 2010)
Sacks.....	2.0	MARSHALL, Craig, vs USF (Sep 26, 2009)
		Hicks, B., at Florida (Nov 28, 2009)
Tackles For Loss.....	3.0	PIERRE-PAUL, J, vs USF (Sep 26, 2009)
Interceptions.....	1	13 Players

OPPONENT TEAM GAME HIGHS

Rushes.....	57	vs Georgia Tech (Oct 10, 2009)
Yards Rushing.....	401	vs Georgia Tech (Oct 10, 2009)
Yards Per Rush.....	8.0	at Florida (Nov 28, 2009)
TD Rushes.....	6	vs Georgia Tech (Oct 10, 2009)
Pass attempts.....	40	at Wake Forest (Nov 14, 2009)
Pass completions.....	25	at Wake Forest (Nov 14, 2009)
Yards Passing.....	386	vs Miami (Sep 07, 2009)
Yards Per Pass.....	16.4	vs Georgia Tech (Oct 10, 2009)
TD Passes.....	5	vs NC State (Oct 31, 2009)
Total Plays.....	73	vs Maryland (Nov 21, 2009)
Total Offense.....	545	at Florida (Nov 28, 2009)
Yards Per Play.....	9.0	at BYU Cougars (Sep 19, 2009)
Points.....	49	vs Georgia Tech (Oct 10, 2009)
Sacks By.....	5	vs USF (Sep 26, 2009)
First Downs.....	27	at Wake Forest (Nov 14, 2009)
Penalties.....	12	at Florida (Nov 28, 2009)
Penalty Yards.....	93	vs USF (Sep 26, 2009)
Turnovers.....	5	at BYU Cougars (Sep 19, 2009)
Interceptions By.....	4	at Clemson (Nov 07, 2009)

2010 HONORS & AWARDS

AP All-American

Rodney Hudson Second Team

FWAA All-American

Rodney Hudson First Team
 Greg Reid Freshman First Team

Sporting News All-American

Greg Reid Third Team
 All-Freshman First Team

SI.com All-American

Rodney Hudson First Team
 Greg Reid Honorable Mention

Phil Steele's All-American

Rodney Hudson First Team

Rivals.com All-American

Rodney Hudson Second Team
 Greg Reid Third Team
 Freshman First Team

Pro Football Weekly All-American

Rodney Hudson Honorable Mention

Collegefootballnews.com Freshman All-American

Jacobbi McDaniel Second Team
 Greg Reid Second Team

Collegefootballnews.com All-Sophomore Team

Nigel Bradham Honorable Mention

College Football Performance Award

Greg Reid Punt Returner

Wuerffel Trophy Finalist

Christian Ponder

Maxwell Award Semifinalist

Christian Ponder

Manning Award Semifinalist

Christian Ponder

ACC Jacobs Blocking Trophy Winner

Rodney Hudson

ACSM/AI All-ACC

Rodney Hudson (OG) First Team
 Patrick Robinson (CB) Second Team
 Dekoda Watson (LB) Second Team
 Andrew Datko (OL) Honorable Mention
 Christian Ponder (QB) Honorable Mention
 Greg Reid (CB) Honorable Mention

ACC Player of the Week

Caz Piurowski (OL) 9/12/09
 Rodney Hudson (OL) 9/19/09
 Greg Reid (CB) 9/19/09
 Greg Reid (KR) 9/26/09
 Andrew Datko (OL) 10/24/09
 Christian Ponder (QB) 10/24/09
 Rodney Hudson (OL) 10/31/09
 EJ Manuel (RK) 11/14/09
 Greg Reid (PR) 11/21/09

Phil Steele's All-Freshman Team

Greg Reid First Team
 Jacobbi McDaniel Third Team

Sporting News All-ACC Teams

Dustin Hopkins All-Freshman First Team
 Rodney Hudson First Team
 Jacobbi McDaniel All-Freshman First Team
 Christian Ponder First Team
 Greg Reid First Team
 All-Freshman First Team

Phil Steele's All-ACC

Rodney Hudson First Team
 Greg Reid First Team

Christian Ponder Second Team
 Patrick Robinson Second Team
 Dekoda Watson Second Team
 Andrew Datko Third Team
 Jermaine Thomas Third Team

Rivals.com All-ACC

Rodney Hudson First Team
 Greg Reid First Team
 Andrew Datko Second Team

Collegefootballnews.com All-ACC

Rodney Hudson First Team
 Greg Reid First Team
 Patrick Robinson First Team

2010 PRESEASON

All-ACC

Rodney Hudson
 Dekoda Watson

Lombardi Award Watch List

Rodney Hudson

Butkus Award Watch List

Dekoda Watson

Remington Award Watch List

Ryan McMahan

ACSM/AI All-ACC

Rodney Hudson
 Dekoda Watson

Athlon Sports All-ACC

Rodney Hudson First Team
 Ryan McMahan First Team
 Dekoda Watson First Team
 Patrick Robinson Second Team
 Markus White Third Team
 Jamie Robinson Third Team
 Bert Reed Third Team

College Football News All American

Rodney Hudson First Team

ESPN.com All-American

Rodney Hudson First Team

ESPN.com All-ACC

Rodney Hudson First Team

Lindy's All-ACC

Rodney Hudson First Team
 Ryan McMahan First Team
 Dekoda Watson First Team
 Patrick Robinson First Team
 Andrew Datko Second Team
 Markus White Third Team
 Jamie Robinson Third Team
 Bert Reed Third Team

Lindy's All-American

Rodney Hudson Second Team

Phil Steele Preseason All-ACC

Ryan McMahan First Team
 Rodney Hudson Second Team
 Nigel Bradham Second Team
 Bert Reed Third Team
 Andrew Datko Third Team
 Dekoda Watson Fourth Team
 Christian Ponder Fourth Team

Rivals.com All-Conference Team

Patrick Robinson
 Rodney Hudson

Sporting News All-American Team

Rodney Hudson First Team

Sporting News All-ACC Team

Rodney Hudson



2009 ACC REVIEW

ACC Games Overall

Atlantic Division	W	L	For	Opp	Hm	Rd	W	L	For	Opp	Hm	Rd	Nu	Vs. Div.	Streak
#Clemson	6	2	268	169	4-0	2-2	9	5	436	286	6-1	2-3	1-1	4-1	Won 1
Boston College	5	3	174	196	3-1	2-2	8	5	322	257	6-1	2-3	0-1	4-1	Lost 1
Florida State	4	4	268	278	2-2	2-2	7	6	391	390	3-3	3-3	1-0	3-2	Won 1
Wake Forest	3	5	226	254	2-2	1-3	5	7	316	315	4-3	1-4	0-0	2-3	Won 1
NC State	2	6	213	315	2-2	0-4	5	7	364	374	5-3	0-4	0-0	1-4	Won 1
Maryland	1	7	161	222	1-3	0-4	2	10	256	375	2-5	0-5	0-0	1-4	Lost 7

Coastal Division	W	L	For	Opp	Hm	Rd	W	L	For	Opp	Hm	Rd	Nu	Vs. Div.	Streak
*Georgia Tech	7	1	261	180	4-0	3-1	11	3	473	347	5-1	5-1	1-1	4-1	Lost 1
Virginia Tech	6	2	269	127	3-1	3-1	10	3	414	203	5-1	4-1	1-1	3-2	Won 5
Miami	5	3	253	215	3-1	2-2	9	4	394	288	5-1	4-2	0-1	3-2	Lost 1
North Carolina	4	4	167	158	2-2	2-2	8	5	309	222	5-2	3-2	0-1	3-2	Lost 1
Duke	3	5	186	239	1-3	2-2	5	7	302	340	2-4	3-3	0-0	1-4	Lost 4
Virginia	2	6	123	216	0-4	2-2	3	9	232	316	1-6	2-3	0-0	1-4	Lost 6

* ACC Champion; #Atlantic Division ACC Championship Representative

1st Team Offense

QB	Josh Nesbitt, Jr., Georgia Tech	50
RB	Jonathan Dwyer, Jr., Georgia Tech	67
RB	Ryan Williams, Fr., Virginia Tech	63
WR	Demaryius Thomas, Jr., Georgia Tech	63
WR	Donovan Varner, So., Duke	50
TE	George Bryan, So., So., NC State	39(t)
TE	Michael Palmer, Sr., Clemson	39(t)
T	Jason Fox, Sr., Miami	57
T	Anthony Castonzo, Jr., Boston College	53
G	Rodney Hudson, Jr., Florida State	54
G	Cord Howard, Sr., Georgia Tech	47
C	Sean Bedford, Jr., Georgia Tech	45
PK	Matt Waldron, Sr., Virginia Tech	27
PK	Matt Boshier, Jr., Miami	27

2nd Team Offense

QB	Thaddeus Lewis, Jr., Duke	18
RB	C.J. Spiller, Sr., Clemson	62
RB	Montel Harris, So., Boston College	39
WR	Torrey Smith, So., Maryland	25
WR	Jacoby Ford, Sr., Clemson	24
TE	Greg Boone, Sr., Virginia Tech	16
T	Ed Wang, Sr., Virginia Tech	31
T	Chris Hairston, Jr., Clemson	26
G	Thomas Austin, Sr., Clemson	39
G	Sergio Render, Sr., Virginia Tech	37
C	Matt Tennant, Sr., Boston College	29
PK	Casey Barth, So., North Carolina	21(t)
PK	Will Synderwine, Jr., Duke	21(t)

Player of the Year: C.J. Spiller, Clemson
 Offensive Player of the Year: C.J. Spiller, Clemson
 Defensive Player of the Year: Derrick Morgan, Georgia Tech
 Coach of the Year: Paul Johnson, Georgia Tech
 Rookie of the Year: Ryan Williams, Virginia Tech
 Offensive Rookie of the Year: Ryan Williams, Virginia Tech
 Defensive Rookie of the Year: Luke Kuechly, Boston College
Jacobs Blocking Trophy: Rodney Hudson, Florida State
 Jim Tatum Award: Riley Skinner, Wake Forest
 Brian Piccolo Award: Toney Baker, NC State

1st Team Defense

DE	Derrick Morgan, Jr., Georgia Tech	76
DE	Robert Quinn, So., North Carolina	69
DT	Nate Collins, Sr., Virginia	47
DT	Allen Bailey, Jr., Miami	38
LB	Cody Grimm, Sr., Virginia Tech	65
LB	Luke Kuechly, Fr., Boston College	53
LB	Quan Sturdivant, Jr., North Carolina	44
LB	Alex Wujciak, Jr., Maryland	44
CB	Kendric Burney, Jr., North Carolina	59
CB	Brandon Harris, So., Miami	41
S	DeAndre McDaniel, Jr., Clemson	57
S	Deunta Williams, Jr., North Carolina	53
P	Brent Bowden, Sr., Virginia Tech	57
SP	C.J. Spiller, Sr., Clemson	76

2nd Team Defense

DE	Ricky Sapp, Sr., Clemson	29
DE	Willie Young, Sr., NC State	24(t)
DE	Jason Worilds, Jr., Virginia Tech	24(t)
DT	Marvin Austin, Jr., North Carolina	32
DT	John Russell, Sr., Wake Forest	29
LB	Vincent Rey, Sr., Duke	29
LB	Darryl Sharpton, Sr., Miami	29
LB	Bruce Carter, Jr., North Carolina	17(t)
LB	Colin McCarthy, Jr., Miami	17(t)
LB	Dekoda Watson, Sr., Florida State	17(t)
CB	Ras-I Dowling, Jr., Virginia	26
CB	Patrick Robinson, Sr., Florida State	26
S	Morgan Burnett, So., Georgia Tech	51
S	Kam Chancellor, Sr., Virginia Tech	24
P	Matt Boshier, Jr., Miami	37
SP	Torrey Smith, So., Maryland	17

Honorable Mention

QB: Christian Ponder, Jr. Florida State
T: Andrew Datko, So. Florida State
SP: Greg Reid, Fr., Florida State

2009 ACC Bowl Game Results

Bowl	Final Score	Summary
Meineke Car Care Bowl	Pittsburgh 19 vs. North Carolina 17	Pitt's late FG wards UNC's comeback efforts
Emerald Bowl	USC 24 vs. Boston College 13	USC's Barkley throws for 350 yards, makes big play in 4th
Gaylord Hotels Music City Bowl	Clemson 21 vs. Kentucky 13	Spiller totals 172 all-purpose yards, 1 TD in Tiger win
Champs Sports Bowl	Wisconsin 20 vs. Miami 14	Badgers' Clay runs for 121 yards, 2 TDs to lead Wisconsin
Chick-fil-A Bowl	Virginia Tech 37 vs. Tennessee 14	Hokies' Williams runs for 117 yards, 2 TDs in decisive victory
Konica Minolta Gator Bowl	Florida State 33, West Virginia 21	FSU's Thomas runs for 121 yards, 2 TDs and creates happy finale for Bowden
FedEx Orange Bowl	Iowa 24 vs. Georgia Tech 14	Iowa controls Tech despite Tarrant's 40-yard TD return

2009 Game Summaries

Game 1 - September 7, 2009 • Tallahassee, FL Miami 38, No. 18 Florida State 34

	1	2	3	4	Total
Miami	7	7	3	21	38
Florida State	7	3	13	11	34

SCORING SUMMARY

First Quarter

UM - Travis Benjamin 39 yd pass from Jacory Harris (Matt Bosher kick), 12:02
 FSU - Caz Piurowski 10 yd pass from C. Ponder, (Dustin Hopkins kick), 4:55

Second Quarter

FSU - Dustin Hopkins 52 yd field goal, 2:50.
 UM - Javarris James 6 yd run (Matt Bosher kick), 00:42.

Third Quarter

FSU - Christian Ponder 9 yd run (Hopkins kick failed), 12:01
 FSU - T. Easterling 21 yd pass from C. Ponder (Dustin Hopkins kick), 4:57
 UM - Matt Bosher 18 yd field goal, 3:12

Fourth Quarter

UM - Jacory Harris 1 yd run (Matt Bosher kick), 13:43
 FSU - M. White 31 yd INT return (R. Goodman pass from Ponder) 11:45.
 UM - Graig Cooper 24 yd pass from Jacory Harris (Matt Bosher kick), 7:14
 FSU - Dustin Hopkins 45 yd field goal, 4:11
 UM - Graig Cooper 3 yd run (Matt Bosher kick), 1:53

TEAM STATISTICS

	UM	FSU
First Downs	22	21
Rushes-Yards	90	110
Passing	386	294
Comp-Att-Int	21-34-2	24-41-1
Total Offense (Plays-Yards)	64-476	71-404
Return Yards	188	129
Punts-Avg.	4-41.2	4-39.5
Fumble Returns-Yards	0-0	0-0
Punt Returns -Yards	3-7	0-0
Kickoff Returns-Yards	6-181	7-129
Interception Returns-Yards	1-0	2-31
Fumbles-Lost	0-0	1-1
Penalties-Yards	9-74	5-35
Sacks By (No.-Yards)	2-17	1-8
Time of Possession	28:35	31:25
Third-Down Conversions	5 of 13	6 of 15
Fourth-Down Conversions	1 of 1	1 of 1
Red-Zone Scores-Chances	4-4	2-3

RUSHING-FSU: Jones 14-59, Ponder 8-28, Givens 1-13, Thomas 7-10.

UM: James 11-36, Cooper 7-31 Collier 2-13, Chambers 5-10, Benjamin 1-5, Harris 3-(-3).

PASSING-FSU: Ponder 24-41-2-294. **UM:** Harris 21-34-2-386.

RECEIVING-FSU: Goodman 5-82, Reed 5-63, Fortson 3-53, Piurowski 3-33, Owens 3-31, Easterling 2-21, Thomas 2-7, Reliford 1-4. **UM:** Benjamin 4-128, Hankerson 4-72, Johnson 3-48, J. James 3-35, Epps 2-46, Collier 2-28, Cooper 2-24, M. James 1-5

Stadium: Doak Campbell

Attendance: 81077

Kickoff Time: 8:06 pm

End of Game: 11:53 pm

Total Elapsed Time: 3:47

Officials: Referee - Jeff Flanagan; Umpire - Keith Roden; Linesman - Sam Stephenson; Line Judge - Rodd La Penta; Back Judge - Virgil Valdez; Field Judge - Jim Coman; Side Judge - Angie Bartis; Scorer - Frank Kosman

Temperature: 81

Wind: ENE 2mph

Weather: Hum: 61%, PC rain 10%

TALLAHASSEE, Fla. - The No. 18 Florida State football team fell in heartbreaking fashion Labor Day night to visiting Miami, 38-34.

With just five seconds remaining and the ball positioned on the Hurricanes' two yard-line, FSU quarterback Christian Ponder's potential game-winning pass to Jarmon Fortson hit the ground in the end-zone as time expired.

Blitzing from the cornerback position, true freshman Greg Reid violently slammed into 'Canes quarterback Jacory Harris and forced a wobbly pass that was intercepted and returned 31 yards for the go-ahead score by FSU defensive end Markus White.

Showing his short memory and ability to bounce back from a big hit, Harris then led a scoring drive on Miami's ensuing possession that knotted the score at 31-31 with just over seven minutes to play.

Following a 45-yard field goal by Seminoles true freshman kicker Dustin Hopkins with 4:11 remaining in the game, the Hurricanes marched down the field once again and Miami tailback Graig Cooper bounded into the endzone from three yards to give his team what would turn out to be the game-winning score.

For the game, the Seminole defense allowed Harris to complete 21 of his 34 pass attempts for a career-best 386 yards and two scores.

Offensively, Ponder finished with a career-high 294 yards on 24-for-41 passing. He tossed two touchdown passes but also had an interception.

After completions to Goodman and Rod Owens put the 'Noles in scoring position, Ponder's nifty nine-yard touchdown run pushed the score to 16-14 before a missed extra point.

A few minutes later, Reid once again served as the catalyst for a Florida State scoring drive. After his interception of Harris deep in Seminole territory, the FSU offense kicked into high gear.

First Ponder hooked up with Goodman for a 28-yard gain and then a few plays later wide receiver Louis Givens took a reverse handoff 13 yards. Wide receiver Taiwan Easterling then proved the ruptured Achilles tendon he sustained in the spring was a thing of the past as he grabbed a pass and grinded out a 21-yard touchdown reception to put FSU on top 23-14.

Rated the consensus No. 1 kicker as a high school senior a year ago, Hopkins didn't wait long to make his presence known in a rivalry that has historically featured the kickers.

The Houston, Texas native put an exclamation point on a 64-yard drive as he set a new school record for an FSU player's first career kick with a 52-yard field goal. The lengthy three-point play put FSU on top 10-7 with 2:50 remaining before halftime.

Unfortunately for the Seminoles, the excitement of Hopkins' successful debut was short lived as Miami had an answer.

On the ensuing drive, Harris orchestrated a 75-yard drive that was culminated by a five-yard Javarris James touchdown dive.

FSU tried to answer but Ponder's attempted pass to Goodman in the endzone was intercepted by Miami safety Randy Phillips just before intermission.

Florida State scored its first touchdown of the young season on the team's very first offensive possession.



Game 2 • September 12, 2009 • Tallahassee, FL
Florida State 19, Jacksonville State 9

	1	2	3	4	Total
Jacksonville State	6	3	0	0	9
Florida State	7	0	0	12	19

SCORING SUMMARY

First Quarter

JSU - Jamal Young 28 yd pass fom Ryan Perrilloux (Patrick Tatum kick failed), 11:03

FSU - Ty Jones 7 yd run (Dustin Hopkins kick), 1:25

Second Quarter

JSU - Patrick Tatum 37 yd field goal, 7:47

Fourth Quarter

FSU - Ty Jones 1 yd run (Dustin Hopkins kick failed) 00:35

FSU - Kevin McNeil 33 yd run fumble recovery (Dustin Hopkins kick failed) 00:21

TEAM STATISTICS

	JSU	FSU
First Downs	15	15
Rushes-Yards	97	78
Passing	213	324
Comp-Att-Int	12-27-0	22-35-0
Total Offense (Plays-Yards)	68-310	61-402
Return Yards	84	73
Punts-Avg.	8-40.1	6-44.2
Fumble Returns-Yards	1-3	1-33
Punt Returns -Yards	2-18	5-19
Kickoff Returns-Yards	3-66	2-54
Interception Returns-Yards	0-0	0-0
Fumbles-Lost	2-1	5-3
Penalties-Yards	11-60	6-51
Sacks By (No.-Yards)	2-25	7-36
Time of Possession	32:39	27:21
Third-Down Conversions	6 of 18	5 of 14
Fourth-Down Conversions	0 of 1	0 of 1
Red-Zone Scores-Chances	1-2	2-2

RUSHING-FSU: Jones 8-40, Givens 1-15, Thomas 2-8, Ponder 7-7, Thompson 5-7, Reed 3-1. **JSU:** Middleton 13-44, Perrilloux 18-39, Shaw 1-11, Freaney 2-7, Young 3-0, George 3-(-1), Ivory 1-(-3).

PASSING-FSU: Ponder 22-35-0-324. **JSU:** Perrilloux 12-27-1-213.

RECEIVING-FSU: Goodman 8-80, Owens 4-47, Jones 3-30, Piurowski 2-78, Fortson 2-33, Givens 1-40, Easterling 1-19, Thomas 1-(-3). **JSU:** Smith 3-29, Howard 3-20, Wilkerson 2-75, Young 2-34, Freaney 1-37, Shaw 1-18.

Stadium: Doak Campbell

Attendance 71420

Kickoff Time: 6:06 pm

End of Game: 9:17 pm

Total Elapsed Time: 3:11

Officials: Referee - Tom Joseph; Umpire - Mike Webster; Linesman - John Busch; Line judge - Allen Andrick; Back Judge - Ron Boyd; Field Judge - Jeff Heaser; Side Judge - Vincent Parker; Scorer - Michael Samples

Temperature: 77

Wind: NE 3mph

Weather: Rainy

TALLAHASSEE, Fla. - The Florida State football team avoided the unthinkable Saturday night as the Seminoles escaped with a 19-9 victory over visiting Jacksonville State.

Trailing most of the game, FSU (1-1, 0-1 Atlantic Coast Conference) rattled off 12-straight points in the game's final three minutes thanks to a high-pressure offensive drive and a game-sealing defensive play.

Down 9-7, FSU senior linebacker Dekoda Watson's sack of Jacksonville State quarterback Ryan Perrilloux with three minutes remaining helped initiate what would become the Seminoles' come-back drive.

Starting from his own 42-yard line with just 2:45 remaining on the clock, Seminoles quarterback Christian Ponder hooked up with Richard Goodman on the drive's seventh play for a 24-yard gain.

The long pass-play was then followed a short time later by tail-back Ty Jones' one-yard plunge as the clock ticked to 35 seconds left and the scoreboard moved to 13-9 in favor of the Seminoles.

McNeil blocked a field goal late in the third quarter but the offense couldn't turn it into any points. Senior wide receiver Louis Givens took a long pass-play down near the goal-line but fumbled at the end of the run.

The only real highlight for the Seminoles before the final few moments was Jones' seven-yard rumble into the endzone late in the first quarter. The scoring play, which put FSU on top 7-6, was set up by a career-best 53-yard reception by Piurowski.

For the game, Ponder broke the career-high he set against the Hurricanes as he finished the game against the Gamecocks with 324 yards passing.

Ponder's first-ever 300-yard passing game was made possible by his ability to spread the wealth. Just like he did against Miami, FSU's starting signal-caller connected with eight different pass-catchers.

Goodman led the 'Noles with eight catches for 80 yards while Rod Owens had four grabs for 47 yards. Piurowski added 78 yards on two catches.

Defensively, redshirt freshman rover Nick Moody made the most of his first-ever start as he finished with 10 tackles. Senior Kendall Smith also posted 10 stops from his Mike linebacker spot.

Defensive captain Dekoda Watson paced his unit with an impressive 3.5 sacks and nine tackles.



Game 3 - September 19, 2009 • Provo, UT
Florida State 54, No. 7 Brigham Young 28

	1	2	3	4	Total
Florida State	7	23	14	10	54
Brigham Young	0	14	7	7	28

SCORING SUMMARY

First Quarter

FSU - Ty Jones 4 yd run (Dustin Hopkins kick), 10:05

Second Quarter

FSU - Lonnie Pryor 1 yd run (Dustin Hopkins kick failed), 14:25

BYU - Harvey Unga 12 yd run (Mitch Payne kick), 9:39

FSU - Lonnie Pryor 9 yd run (Dustin Hopkins kick), 8:25

BYU - Manase 3 yd pass from Maz Hall (Mitch Payne kick), 5:11

FSU - Caz Piurowski 5 yd pass from C. Ponder (Dustin Hopkins kick), 00:24

FSU - Dustin Hopkins 33 yd field goal, 00:00

Third Quarter

Quarter

FSU - Greg Reid 63 yd interceptions return (Dustin Hopkins kick), 12:52

FSU - Christian Ponder 6 yd run (Dustin Hopkins kick), 5:11

BYU - McKay Jacobson 80 yd pass from Max Hall (Mitch Payne kick), 4:59

Fourth Quarter

FSU - Dustin Hopkins 35 yd field goal, 10:21

FSU - Jarmon Fortson 16 yd pass from C. Ponder (Dustin Hopkins kick), 7:32

BYU - JJ Di Luigi 29 yd pass from Riley Nelson (Mitch Payne kick), 3:13

TEAM STATISTICS

	FSU	BYU
First Downs	27	20
Rushes-Yards	313	108
Passing	199	367
Comp-Att-Int	22-28-0	23-34-3
Total Offense (Plays-Yards)	77-512	53-475
Return Yards	71	23
Punts-Avg.	1-38	1-43
Fumble Returns-Yards	0-0	0-0
Punt Returns -Yards	0-0	0-0
Kickoff Returns-Yards	3-71	2-23
Interception Returns-Yards	3-97	0-0
Fumbles-Lost	1-0	2-2
Penalties-Yards	9-73	3-25
Sacks By (No.-Yards)	1-5	0-0
Time of Possession	39:51	20:09
Third-Down Conversions	12 of 15	3 of 6
Fourth-Down Conversions	0 of 0	0 of 1
Red-Zone Scores-Chances	8-8	2-3

RUSHING-FSU: Jones 12-108, Pryor 7-50, Givens 1-11, Thomas 6-23, Ponder 11-77, Thompson 1-5, Reed 1-0, Fortson 1-4, Owens 1-3, Pressley 7-25, Manuel 1-8. **BYU:** Unga 10-97, Kariya 4-12, Di Luigi 1-2, Tonga 2-2, Hall 2-0.

PASSING-FSU: Ponder 21-26-0-195. **BYU:** Hall 20-31-3-306.

RECEIVING-FSU: Goodman 1-20, Owens 3-35, Jones 1-(-1), Piurowski 5-38, Fortson 6-62, Givens 1-1, Reed 3-34, Reliford 1-6, Little 1-4. **BYU:** Pitta 5-60, Chambers 5-32, Tonga 4-39, Jacobson 2-111, Di Luigi 2-32, George 2-22, Kariya 1-41, Ashworth 1-20, Hafoka 1-8.

Stadium: LaVell Edwards

Attendance: 64209

Kickoff Time: 5:02 pm

End of Game: 8:06 pm

Total Elapsed Time: 3:04

Officials: Referee - Jeff Flanagan; Umpire - Keith Roden; Linesman - Sam Stephenson; Line Judge - Todd LaPent; Back Judge - Virgil Valdez; Field Judge - Jim Coman; Side Judge - Angie Bartis

Temperature: 77

Wind: W 10mph

Weather: Mostly cloudy

PROVO, Utah - The Cougars never had a chance ... and now the Seminoles will be bringing some turf back to the east coast.

Underdogs to the seventh-ranked team in the nation, the Florida State football team went out to Provo, Utah and blasted BYU 54-28 to put an end to the Cougar's 18-game home winning streak.

In doing so, Dekoda Watson will bring home a chunk of the turf to bury in the program's storied Sod Cemetery on campus.

FSU starting quarterback Christian Ponder was masterful in the mountains as he completed 21 of his 25 pass attempts for 195 yards, two touchdowns and no turnovers as the Seminoles (2-1, 0-1 Atlantic Coast Conference) moved to a perfect 7-0 when the redshirt junior doesn't throw an interception.

A stable of tailbacks held it down on the ground after struggling through the first two games of the year. Ty Jones led the way with 109 yards on 13 carries and Lonnie Pryor added 50 yards and two scores on seven rushes. Ponder amassed 79 yards and a score on 11 carries as FSU rushed for a team total of 313 yards.

Jarmon Fortson and Rod Owens had four catches each for a combined 90 yards. Bert Reed had 34 yards receiving and Caz Piurowski had 38 of his own for a Seminole offense that scored the second most points ever allowed by BYU (2-1) on its home field.

Defensively, the Seminoles had difficulty stopping a talented Cougars offense as quarterback Max Hall's unit posted 475 total yards. Still, FSU made plays when it had to as the team forced five turnovers and scored 17 points off those takeaways.

On the first drive of the evening, FSU marched 80 yards and Jones dove into the endzone from three yards out.

The Cougars were then threatening to score on their first drive but Budd Thacker forced a fumble and last week's hero, Kevin McNeil, scooped it off the turf. The stellar defensive play was followed up by another fantastic drive for FSU.

The 'Noles were methodical as they picked and popped the BYU defense on a commanding 18-play drive. Lining up at fullback, Pryor then scored his first TD as a Seminole as he slammed in for a one-yard score to push the FSU lead to 13-0 early in the second quarter.

BYU was able to respond on the ensuing drive with a touchdown but the FSU offense didn't care. After Greg Reid took the kick-off to the 40-yard line, Jones' highlight-reel run of 47 yards put FSU on the BYU nine-yard line. On the very next play, Pryor danced into the endzone from nine yards away for his second score.

After a BYU score cut the FSU lead to 20-14, Ponder orchestrated another beautiful drive. Playing in his first game for FSU, redshirt junior tailback Tavares Pressley's 12-yard run put the 'Noles on the BYU five-yard line and then two plays later Piurowski snared a five-yard pass in the back of the endzone as FSU jumped out to a 27-14 lead with 24 seconds left in the second quarter.

And they weren't done. On the following kick-off, true freshman safety Jajuan Harley forced a fumble and kicker Dustin Hopkins was then able to drill a 33-yard field as the first-half clock expired to give Florida State a 30-14 advantage at the break.

Looking to add to the lead, the Seminoles did just that at the start of the third quarter. With BYU moving down the field at ease, Reid stepped in front of Hall's pass and returned it 63 yards. The INT was Reid's second of his career and the score was his first.

On top 37-14 against a Cougars team that had allowed just an average of eight points per game prior to Saturday's contest, the FSU defense forced the first BYU punt of the night. The offense then scored again when Ponder dove into the endzone a few minutes later to extend the Seminoles' lead to a staggering 44-14.

**Game 4 • September 26, 2009 • Tallahassee, FL
USF 17, No. 18 Florida State 7**

	1	2	3	4	Total
USF	0	14	0	3	17
Florida State	0	0	0	7	7

SCORING SUMMARY

Second Quarter

USF - Ben Busbee 8 yd pass from BJ Daniels (Eric Schwartz kick), 11:03
USF - Sterling Griffin 73 yd pass from BJ Daniels (Eric Schwartz kick), 02:32

Fourth Quarter

FSU - Ty Jones 3 yd run (Dustin Hopkins kick), 13:35
USF - Eric Schwartz 27 yd field goal, 3:47

TEAM STATISTICS

	USF	FSU
First Downs	16	17
Rushes-Yards	42-153	27-19
Passing	215	269
Comp-Att-Int	8-21-2	25-37-0
Total Offense (Plays-Yards)	63-368	64-288
Return Yards	46	135
Punts-Avg.	7-43.1	6-37.0
Fumble Returns-Yards	1-19	0-0
Punt Returns -Yards	1-2	3-78
Kickoff Returns-Yards	2-44	4-57
Interception Returns-Yards	0-0	2-17
Fumbles-Lost	1-0	5-4
Penalties-Yards	8-93	7-85
Sacks By (No.-Yards)	5-43	2-26
Time of Possession	30:40	29:20
Third-Down Conversions	3 of 14	2 of 12
Fourth-Down Conversions	0 of 0	0 of 2
Red-Zone Scores-Chances	2-2	1-4

RUSHING - FSU: Jones 12-21, Thomas 1-15, Ponder 8-(-29), Thompson 1-(-3), Pressley 1-11, Pryor 3-5, Manuel 1-(-1). **USF:** Daniels 23-126, Ford 8-24, Plancher 4-11, Bogan 1-3, Lamar 2-(-1).

PASSING - FSU: Ponder 25-37-0-269. **USF:** Daniels 8-21-2-215.

RECEIVING - FSU: Reed 9-114, Easterling 4-40, Owens 4-38, Goodman 3-45, Fortson 2-16, Piurowski 1-13, Jones 1-6, Pryor 1-(-3). **USF:** Bogan 2-18, Wilson 1-77, Griffin 1-73, Love, 1-23, Mitchell 1-8, Erskin 1-8, Busbee 1-8.

Stadium: Doak Campbell

Attendance: 83524

Kickoff Time: 12:02 pm

End of Game: 3:19 pm

Total Elapsed Time: 3:17

Officials: Referee - Gerard McGinn; Umpire - Rick Feene; Linesman - Jeff Cooney; Line Judge - Gerry Austin; Back Judge - Jim Downey; Field Judge - James Smith; Side Judge - Bruce Williams; Scorer - Joe Rider

Temperature: 88

Wind: SSW 7mph


Weather: 97 heat index, cloudy

TALLAHASSEE, Fla. - It was just one of those days for the No. 18-ranked Florida State football team Saturday in the team's "White Out" game against South Florida.

The Seminoles (2-2, 0-1 Atlantic Coast Conference) struggled from start to finish in their first-ever contest against the Bulls (4-0, 0-0) and limped out of Doak Campbell Stadium with a 17-7 defeat.

Blame the turnovers and FSU's inability to make the most of its opportunities in the meltdown. In total, the Seminoles lost four fumbles and only scored once in the four times they reached the redzone.

His counterpart, Seminoles quarterback Christian Ponder, was noticeably different after his heroics at BYU left him banged up and hurting. Ponder never had much time to throw on Saturday and completed



25 of his 37 passes for 269 with no touchdowns and no interceptions.

Bert Reed led the FSU receivers with career highs in both catches (nine) and yards (114). The Seminole rushing attack was non-existent as the team mustered just 19 yards on 27 carries.

After a Ponder to Reed connection for 22 yards put the 'Noles on the three yard-line, Ty Jones bullied his way into the endzone and FSU cut its deficit to 14-7.

But that would be it.

Redshirt junior defensive back Ochuko Jenije's second interception of the day with just a few minutes left in the fourth quarter appeared to be what FSU needed. But on the Seminoles' very first play of the resulting drive Ponder lost the ball on a sack and USF recovered.

The Bulls added a field goal and the resulting 17-7 score wouldn't change.

The 'Noles bad luck continued a few moments later when Taiwan Easterling fumbled the ball away just a few yards from the endzone. Again, USF didn't waste any time capitalizing as Daniels tossed a 73-yard score to Sterling Griffin to give the Bulls a 14-0 halftime advantage.

The only good thing for FSU in the first half? Two missed USF field goals.

Florida State will now play against its second conference opponent of the year as the team will travel to play at Boston College on Saturday.

Game 5 • October 3, 2009 • Chestnut Hill, MA
Boston College 28, Florida State 21

	1	2	3	4	Total
Florida State	3	3	7	8	21
Boston College	7	14	0	7	28

SCORING SUMMARY

First Quarter

FSU - Dustin Hopkins 31 yd field goal, 7:38
 BC - Montel Harris 3 yd run (Steve Aponavicius kick), 3:18

Second Quarter

BC - Rich Gunnell 3 yd pass from Dave Shinskie (S. Aponavicius kick), 6:25
 BC - Jeff Smith 38 yd pass from Dave Shinskie (S. Aponavicius kick), 00:59
 FSU - Dustin Hopkins 39 yd field goal 00:00

Third Quarter

FSU - Louis Givens 11 yd run (Hopkins kick), 00:00

Fourth Quarter

FSU - Jermaine Thomas 2 yd run (C. Piurowski pass from B. Reed), 10:48
 BC - Montel Harris 42 yd run (S. Aponavicius kick), 4:07

TEAM STATISTICS

	FSU	BC
First Downs	23	20
Rushes-Yards	29-70	39-196
Passing	341	203
Comp-Att-Int	29-42-0	12-21-0
Total Offense (Plays-Yards)	71-411	60-399
Return Yards	48	60
Punts-Avg.	3-115	4-157
Fumble Returns-Yards	0-0	0-0
Punt Returns -Yards	3-10	1-0
Kickoff Returns-Yards	5-38	3-60
Interception Returns-Yards	0-0	0-0
Fumbles-Lost	3-1	3-2
Penalties-Yards	9-79	4-15
Sacks By (No.-Yards)	0-0	0-0
Time of Possession	31:43	28:17
Third-Down Conversions	4 of 12	6 of 12
Fourth-Down Conversions	1 of 3	0 of 0
Red-Zone Scores-Chances	3-5	2-2

RUSHING - FSU: Givens 3-24, Ponder 10-23, Thomas, 10-21, Thompson 1-2, Easterling 1-1, Pryor 4-0. **BC:** Harris 25-179, Haden 9-31, Shinskie 2-(-1), Smith 1-(-4).

PASSING - FSU: Ponder 29-42-0-340. **BC:** Shinskie 12-21-0-203.

RECEIVING - FSU: Goodman 9-105, Reed 7-106, Owens 5-62, Easterling 3-37, Piurowski 2-20, Thomas 1-6, Fortson 1-3, Thompson 1-1. **BC:** Larmond 5-98, Gunnell 5-47, Smith 1-38, Jarvis 1-20.

Stadium: Alumni Stadium

Attendance: 40029

Kickoff Time: 3:36 pm

End of Game: 7:00 pm

Total Elapsed Time: 3:24

Officials: Referee - Jack Childress; Umpire - Mark Pellis; Linesman - Tyrone Davis; Line Judge - Richard Minser; Back Judge - Barry Hendon; Field Judge - Mike Cullin; Side Judge - Timon Oujiri; Scorer - Jack Dwyer

Temperature: 64

Wind: SWS 10-15mph

Weather: Rain

CHESTNUT HILL, Mass. - Florida State was inches away from a comeback for the ages that would have left Seminole fans discussing this game for years to come.

In its second Atlantic Coast Conference game of the season, Florida State (2-3, 0-2 ACC) fell to Boston College (4-1, 2-1 ACC) 28-21 despite out gaining the Eagles in total yards by a 411-399 margin.

Quarterback Christian Ponder threw for a career-high 340 yards but it was not enough as Boston College answered FSU's 18 unanswered points with a Montel Harris 42-yard touchdown run to put the game away late in the fourth quarter. The Seminoles held an advantage in nearly every facet of the game except rushing yards as Boston College out gained FSU 188-72 on the ground.

The Seminole defense forced the Eagles into a three and out and avoided disaster when Greg Reid misplayed a punt but was able to recover his own fumble at the Florida State 16-yard line.

Ponder then went to work and drove the Seminoles 78 yards and sophomore running back Jermaine Thomas found the end zone for the first time this season on a two-yard touchdown run.


Then down 21-19 the Seminoles were forced to go for two and Bert Reed worked a little Seminole magic. Rolling to his right on a reverse pass, he found tight end Caz Piurowski for a diving conversion in the back of the end zone.

Florida State had its best opportunity at getting the ball back slip through its hands when Greg Reid dropped a sure interception on a Dave Shinskie pass across the middle. On the very next play the Seminoles were flagged for pass interference giving the Eagles a crucial first down. Then Harris reeled off his 42-yard run putting Boston College in front by a 28-21 margin.

The Seminoles had plenty of time to mount another comeback as they started with the ball at their own 41-yard line and quickly moved to the BC side of the field when Ponder hooked up with Reed for the sixth time in the game, a 19-yard pickup.

Ponder would find Taiwan Easterling later in the drive for a critical first down on third and seven but the drive would stall there as a completion for no gain and three straight incompletions ended the drive and gave the ball back to Boston College who ran out the clock.

Reed finished with seven catches for 106 yards, while fellow receiver Richard Goodman was not far behind with nine catches for 105 yards.



Game 6 • October 10, 2009 • Tallahassee, FL
No. 22 Georgia Tech 49, Florida State 44

	1	2	3	4	Total
GT	14	14	14	7	49
Florida State	14	21	3	6	44

SCORING SUMMARY

First Quarter

FSU - Jermaine Thomas 3 yd run (Dustin Hopkins kick), 11:10
 GT - Josh Nesbitt 1 yd run (Chris Tanner kick), 6:50
 FSU - Beau Realiford 11 yd pass from C. Ponder (Dustin Hopkins kick), 02:42
 GT - Josh Nesbitt 1 yd run (Chris Tanner kick) 02:07

Second Quarter

FSU - R. Goodman 23 yd pass from C. Ponder (Dustin Hopkins kick) 14:22
 GT - Johnathan Dwyer 69 yd run (Chris Tanner kick) 14:03
 FSU - Jarmon Fortson 17 yd pass from C. Ponder (Dustin Hopkins kick), 08:16
 GT - Johnathan Dwyer 2 yd run (Chris Tanner kick), 4:10
 FSU - J. Thomas 3 yd pass from C. Ponder (Dustin Hopkins kick), 00:17

Third Quarter

GT - D. Thomas 73 yd pass from Josh Nesbitt (Chris Tanner kick), 13:19
 FSU - Dustin Hopkins 40 yd field goal, 12:02
 GT - Marcus Wright 19 yd run (Chris Tanner kick), 02:55

Fourth Quarter

GT - Josh Nesbitt 22 yd run (Chris Tanner kick), 6:29
 FSU - Rod Owens 13 yd pass from C. Ponder (C. Ponder pass failed), 4:14

TEAM STATISTICS

	GT	FSU
First Downs	25	26
Rushes-Yards	57-401	30-180
Passing	131	359
Comp-Att-Int	4-8-0	26-36-0
Total Offense (Plays-Yards)	65-532	66-539
Return Yards	86	183
Punts-Avg.	0-0	0-0
Fumble Returns-Yards	0-0	1-0
Punt Returns -Yards	0-0	0-0
Kickoff Returns-Yards	4-86	8-183
Interception Returns-Yards	0-0	0-0
Fumbles-Lost	3-3	3-2
Penalties-Yards	2-9	6-65
Sacks By (No.-Yards)	2-14	0-0
Time of Possession	32:03	27:57
Third-Down Conversions	8 of 10	10 of 13
Fourth-Down Conversions	2 of 2	0 of 0
Red-Zone Scores-Chances	4-5	0-0

RUSHING - FSU: Thomas 19-98, Thompson 1-49, Ponder 7-17, Prypr 3-16..

GT: Nesbitt 27-140, Dwyer 14-102, Allen 4-81, Jones 5-29, Wright 2-26, Peeples 3-20, Lyons 1-4..

PASSING - FSU: Ponder 26-36-0-359. **GT:** Nesbitt 4-8-0-131.

RECEIVING - FSU: Fortson 7-77, Easterling 5-104, Reed 4-47, Thomas 3-42, Givens 3-29, Reliford 2-24, Goodman 1-23, Owens 1-13. **GT:** Thomas 2-84, Peeples 1-36, Dwyer 1-11.

Stadium: Doak Campbell

Attendance: 76292

Kickoff Time: 8:01 pm

End of Game: 12:45 pm

Total Elapsed Time: 4:44

Officials: Referee - Ron Cherry; Umpire - Tom Laverty; Linesman - Sam Stephenson; Line Judge - Rick Page; Back Judge - Pat Ryan; Field Judge - Chris Brown; Side Judge - Mike Safrit

Temperature: 82

Wind: SSE 4mph

Weather: Hum: 81%, Rain 60%

TALLAHASSEE, Fla. - There's seesaw battles and then there's the epic back-and-forth offensive spectacle that took place at Doak Campbell Stadium Saturday night between Florida State and No. 22 Georgia Tech.

When the dust settled, and both team's offenses retired to their respective corners, the Yellow Jackets escaped with a 49-44 victory over a Seminoles team that had no defensive answers and failed on several occasions to make the most of potential game-changing opportunities.

The 'Noles, they made their mark through the air as quarterback Christian Ponder achieved a new career-high with 359 yards on 26-of-36 passing with five touchdowns and no interceptions. His favorite target was Jarmon Fortson, whose seven catches and 77 yards receiving were both career-bests.

Taiwan Easterling was also a frequent target as his 104 yards receiving marked the first 100-yard game of his career.

As for the rushing attack, Jermaine Thomas bounced back from a slow start to his sophomore campaign as he finished with 98 yards on 19 carries. True freshman Chris Thompson had 49 yards on one long scamper.

For the game, FSU registered a season-high 539 yards on offense.

Less than four minutes after the Seminoles symbolically walked onto the field, hand-in-hand around their head coach, the offense proceeded to walk straight into the endzone on the team's first drive.

The quick score by the Seminoles was a sign of things to come - despite a lengthy lightning delay that began right after Georgia Tech tied the game at 7-7 with 6:50 left in the first quarter.

Once both teams reemerged from the locker rooms, the dullness of a game stoppage was all but forgotten. First FSU jumped back on top when Ponder guided the offense down the field and found Reliford from 11 yards out for the sophomore tight end's first-ever collegiate touchdown.


Tied at 14-14, Ponder had an answer as he orchestrated a scoring drive that was punctuated by a beautifully thrown ball to Richard Goodman between two defenders for a 23-yard touchdown with 2:39 to go in the first quarter.

In keeping with the pattern of no punting and consistent scoring by both teams, Ponder tossed his third touchdown of the opening half when Jarmon Fortson snuck one foot into the back of the endzone for a highlight-reel 17-yard score.

Knotted at 28-28, Florida State started at its own 29 yard-line and moved 71 yards in 10 plays. Thomas concluded the drive when he took a three-yard pass to pay dirt to give FSU a 35-28 lead.

Just over two minutes later, Ponder cut into that lead as he hooked up with Rod Owens on a 13-yard scoring strike - his fifth touchdown pass of the day - but the ensuing two-point conversion was no good.

Florida State will now look to regroup as they will benefit from a bye this week.



Game 7 • October 22, 2009 • Chapel Hill, NC
Florida State 30, North Carolina 27

	1	2	3	4	Total
Florida State	3	3	14	10	30
North Carolina	14	3	7	3	27

SCORING SUMMARY

First Quarter

- UNC - Greg Little 5 yd run (Casey Barth kick), 11:30
- FSU - Dustin Hopkins 48 yd field goal, 05:09
- UNC - Ed Barham 13 yd pass from TJ Yates, (C. Barth kick), 02:28

Second Quarter

- UNC - Casey Barth 34 yd field goal, 09:26
- FSU - Dustin Hopkins 26 yd field goal, 00:00

Third Quarter

- UNC - TJ Yates 10 yd run, (C. Barth kick), 11:38
- FSU - Taiwan Easterling yd pass from Christian Ponder (D. Hopkins kick), 06:12
- FSU - Rod Owens 98 yd pass from C. Ponder (D. Hopkins kick), 04:14

Fourth Quarter

- FSU - Dustin Hopkins 40 yd field goal, 12:12
- UNC - Casey Barth 26 yd field goal, 07:27
- FSU - Beau Reliford 18 yd pass from C. Ponder (D. Hopkins kick), 06:20

TEAM STATISTICS

	FSU	UNC
First Downs	20	21
Rushes-Yards	25-43	41-238
Passing	395	95
Comp-Att-Int	33-40-0	13-27-1
Total Offense (Plays-Yards)	65-438	68-333
Return Yards	145	119
Punts-Avg.	5-220	5-227
Fumble Returns-Yards	0-0	1-3
Punt Returns -Yards	2-17	2-19
Kickoff Returns-Yards	6-128	5-100
Interception Returns-Yards	1-0	0-0
Fumbles-Lost	1-1	0-0
Penalties-Yards	16-121	7-59
Sacks By (No.-Yards)	3-18	2-10
Time of Possession	30:40	29:20
Third-Down Conversions	5 of 13	4 of 13
Fourth-Down Conversions	0 of 0	2 of 2
Red-Zone Scores-Chances	3-3	5-5

RUSHING - FSU: Thompson 6-18, Thomas 4-17, Ponder 12-14, Pryor 2-3, Givens 1-(-9). **UNC:** Draughn 23-126, Little 4-48, White 3-40, Boyd 1-21, Houston 4-6, Yates 6-(-3).

PASSING - FSU: Ponder 33-40-0-395. **UNC:** Yates 12-25-1-64, Rome 1-1-0-31.

RECEIVING - FSU: Owens 9-199, Reed 8-74, Easterling 5-16, Fortson 3-56, Thomas 3-22, Reliford 2-14, Givens 2-8, Pryor 1-6. **UNC:** Little 6-60, Barham 2-18, Draughn 2-11, Highsmith 1-5, Wilson 1-2, Ramsay 1-(-1).

Stadium: Kenan Stadium

Attendance: 58000

Kickoff Time: 8:06 pm

End of Game: 11:40 pm

Total Elapsed Time: 3:34

Officials: Referee - Brad Allen; Umpire - Mike Webster; Linesman - Michael Kelley; Line Judge - Sterling Allen; Back Judge - Tommy Pace; Field Judge - David Meslow; Side Judge - D. Harrison; Scorer - Steve Kirschner

Temperature: 66

Wind: Calm

Weather: Clear

CHAPEL HILL, N.C. - It's not how you start. It's how you finish.

For a Florida State football team looking for its first conference win of the year Thursday night at North Carolina, that old adage proved especially true.

The Seminoles (3-4, 1-3 Atlantic Coast Conference) bounced back from a nightmarish first half and exploded in the final two quarters to earn a 30-27 victory over the Tar Heels (4-3, 0-3). The win snaps FSU's three-game losing streak and improves the 'Noles all-time record against the 'Heels to 15-1-1.

But guided by their sensational signal caller, Christian Ponder, the Seminoles were a completely different team in the second half.

Ponder was unstoppable in the final 30 minutes against a UNC defense that entered the night ranked No. 1 in the nation against the pass and he finished with a career-high 395 yards with three touchdowns on a remarkable 33-of-40 passing. By reaching that yardage milestone, Ponder became the first Seminole quarterback since Chris Rix in 2001 to throw for over 300 yards in three-straight games.

Rod Owens led all receivers with career-highs in catches (nine) and yards (199).


Florida State finally got its first touchdown of the game midway through the third quarter. Following a North Carolina touchdown that extended the Tar Heel lead to 24-6, Ponder threw a laser to Taiwan Easterling from six yards out for the touchdown.

With the Tar Heel student section just over his right shoulder, Ponder threw a stop-and-go route to Owens on the sideline and the Jacksonville, Fla. native proceeded to sprint down the sideline for an improbable 98-yard touchdown pass.

Not only did the Ponder-Owens connection set the record for longest play ever at Kenan Stadium, it also tied the FSU school record for longest play ever as Chris Weinke and Snoop Minnis' memorable play-action pass against Clemson in 2000 now has company.

For the game, FSU achieved 438 yards compared to UNC's 333. The Seminoles did allow 238 yards rushing but forced one turnover and had three sacks.

Bert Reed was the team's second-leading receiver with eight catches for 74 yards and Fortson added three catches for 56 yards. On defense, middle linebacker Kendall Smith had a team-best 10 tackles and two sacks.



Game 8 • October 31, 2009 • Tallahassee, FL Florida State 45, NC State 42

	1	2	3	4	Total
NC State	7	14	7	14	42
Florida State	7	14	10	14	45

SCORING SUMMARY

First Quarter

FSU - Jermaine Thomas 4 yd run (Dustin Hopkins kick), 00:54

NCS - Owen Spencer 80 yd pass from R. Wilson (J. Czajkowski kick), 00:40

Second Quarter

FSU - Chris Thompson 6 yd run (Dustin Hopkins kick), 14:27

NCS - Janelle Eugene 3 yd run (J. Czajkowski kick), 10:33

FSU - Jermaine Thomas 54 yd run (Dustin Hopkins kick), 09:48

NCS - Jarvis Williams 7 yd pass from R. Wilson (J. Czajkowski kick), 01:29

Third Quarter

FSU - Rod Owens 6 yd pass from Christian Ponder (D. Hopkins kick), 10:34

NCS - Jarvis Williams 6 yd pass from R. Wilson (J. Czajkowski kick), 07:42

FSU - Dustin Hopkins 24 yd field goal, 01:00

Fourth Quarter

FSU - Chris Thompson 4 yd run (Dustin Hopkins kick), 11:52

NCS - George Bryan 29 yd pass from R. Wilson (J. Czajkowski kick), 08:34

NCS - Jarvis Williams 5 yd pass from R. Wilson (J. Czajkowski kick), 03:50

FSU - Bert Reed 3 yd run (Dustin Hopkins kick), 01:36

TEAM STATISTICS

	NCSU	FSU
First Downs	24	24
Rushes-Yards	38-129	33-278
Passing	349	277
Comp-Att-Int	20-31-2	26-40-2
Total Offense (Plays-Yards)	69-538	73-555
Return Yards	107	169
Punts-Avg.	4-155	3-115
Fumble Returns-Yards	0-0	0-0
Punt Returns -Yards	1-25	3-31
Kickoff Returns-Yards	5-82	6-138
Interception Returns-Yards	2-11	2-37
Fumbles-Lost	1-1	1-0
Penalties-Yards	6-41	7-76
Sacks By (No.-Yards)	0-0	2-15
Time of Possession	30:30	29:30
Third-Down Conversions	4 of 10	8 of 12
Fourth-Down Conversions	0 of 1	0 of 0
Red-Zone Scores-Chances	4-4	6-6

RUSHING - FSU: Thomas 20-166, Reed 4-44, Ponder 4-29, Thompson 5-19.

NCSU: Baker 19-112, Eugene 10-41, Wilson 8-34, Howard 1-2.

PASSING - FSU: Ponder 26-40-2-227. **NCSU:** Wilson 20-30-2-349.

RECEIVING - FSU: Owens 7-56, Reed 6-66, Easterling 5-73, Fortson 4-43, Pryor 3-31, Reliford 1-8.

Stadium: Doak Campbell

Attendance: 67712

Kickoff Time: 12:10 pm

End of Game: 3:30 pm

Total Elapsed Time: 3:20

Officials: Referee - Tom McCreesh; Umpire - Rich McMahan; Linesman - Sam Stephenson; Line Judge - T. Hardison; Back Judge - Tommy Pace; Field Judge - Billy Beckett; Side Judge - Angie Bartis; Scorer - Joe Rider

Temperature: 82

Wind: SSW 10mph


Weather: Cloudy & light rain

TALLAHASSEE, Fla. - It's the stuff legends are made of. The type of defining moment in one's career that helps describe what type of player you are.

Florida State quarterback Christian Ponder got to experience one of those moments in Saturday's nail-biting, come-from-behind 45-42 over visiting N.C. State - with a little help from his buddy Bert Reed.

Trailing by four with just 3:39 to go in the ballgame, Ponder orchestrated an eight-play, 66-yard drive that saw the redshirt junior complete three of his five pass attempts for 46 yards.

Ponder, who was noticeably not 100 percent all day long be-



cause of a rib contusion he sustained early in the game, was 26-of-40 for 277 yards and one touchdown. He did throw his second interception (and eventual third) of the season but it happened after a staggering 254-straight passes without a miscue.

Wide receiver Rod Owens followed up his memorable performance against North Carolina with seven catches for 56 yards and one touchdown and Taiwan Easterling led all FSU players with 73 yards on five grabs. Reed added 66 yards on six catches to go along with his impact in the running game.

Just over a week after a record-setting 98-yard pass-play got the 'Noles into the endzone against the Tar Heels, FSU used a 98-yard drive to get on the board for the first time against N.C. State midway through the first quarter.

Undeterred, Ponder and the offense went right back onto the field and answered nearly as quickly as their counterparts. Just 1:05 later, true freshman Chris Thompson capped off a four-play 68-yard drive with his first-ever touchdown run as a Seminole.

The 'Noles standout signal-caller led FSU to a score on its first possession of the third quarter when he found a wide open Owens for a six-yard, go-ahead touchdown.

A much-needed defensive stop then helped FSU build its biggest lead of the game. Following a 17-yard punt return by Greg Reid, the Seminoles built a 38-28 advantage on Thompson's four-yard score with 11:52 left in the contest.

N.C. State then took its first lead of the game at 42-38 on Wilson's fifth touchdown pass of the day with just 3:50 left on the game.

Game 9 • November 07, 2009 • Clemson, SC
Clemson 40, Florida State 24

	1	2	3	4	Total
Clemson	6	8	7	19	40
Florida State	17	0	7	0	24

SCORING SUMMARY

First Quarter

FSU - Dustin Hopkins 35 yd field goal, 7:02
 CU - Dwayne Allen 17 yd pass from K. Parker (R. Jackson kick failed), 3:53
 FSU - Lonnie Pryor 49 yd pass from Christian Ponder (D. Hopkins kick), 2:08
 FSU - Jamie Robinson 52 yd interception return (D. Hopkins kick), 00:24

Second Quarter

CU - Xavier Dye 43 yd pass from K. Parker (C.J. Spiller rush), 10:23

Third Quarter

CU - C.J. Spiller 58 yd pass from K. Parker (R. Jackson kick), 11:31
 FSU - Jermaine Thomas 1 yd run (D. Hopkins kick), 5:04

Fourth Quarter

CU - Andre Ellington 9 yd run (S. Benton kick failed), 9:37
 CU - Durrell Barry 2 yd pass from K. Parker (R. Jackson kick failed), 4:06
 CU - C.J. Spiller 5 yd run (R. Jackson kick), 3:29

TEAM STATISTICS

	FSU	CLEMSON
First Downs	22	21
Rushes-Yards	36-128	37-241
Passing	264	242
Comp-Att-Int	21-35-4	18-30-1
Total Offense (Plays-Yards)	71-392	67-483
Return Yards	166	88
Punts-Avg.	3-108	3-127
Fumble Returns-Yards	0-0	0-0
Punt Returns -Yards	1-42	1-9
Kickoff Returns-Yards	7-154	4-79
Interception Returns-Yards	1-52	4-82
Fumbles-Lost	3-1	1-1
Penalties-Yards	6-37	7-60
Sacks By (No.-Yards)	1-1	2-3
Time of Possession	32:42	27:18
Third-Down Conversions	6 of 11	7 of 14
Fourth-Down Conversions	0 of 1	0 of 1
Red-Zone Scores-Chances	2-2	4-7

RUSHING - FSU: Thomas 26-123, Ponder 5-14, Thompson 1-3, Pryor 1-2.

CU: Spiller 22-177, Ellington 6-55, Parker 4-23, Ford 1-8, Harper 1-2.

PASSING - FSU: Ponder 21-33-4-264. **CU:** Parker 18-30-1-242.

RECEIVING - FSU: Owens 9-77, Reed 4-68, Easterling 3-40, Pryor 2-64, Thomas 2-10, Fortson 1-5. **CU:** Ford 5-53, Dye 3-68, Spiller 3-67, Palmer 2-7, Allen 1-17, Ashe 1-15, Diehl 1-7, Ellington 1-6, Barry 1-2.

Stadium: Memorial Stadium

Attendance: 77000

Kickoff Time: 7:48 pm

End of Game: 11:17 pm

Total Elapsed Time: 3:29

Officials: Referee - Jack Childress; Umpire - Mike Wooten; Linesman - Tyrone Davis; Line Judge - Richard Minser; Back Judge - Tommy Pace; Field Judge - Mike Cullin; Side Judge - Watts Key

Temperature: 61

Wind: Calm

Weather: Clear skies

CLEMSON, S.C. - The Florida State football team's two-game winning streak has come to an end. The Seminoles (4-5, 2-4 Atlantic Coast Conference) fell 40-24 on the road at Clemson (6-3, 4-2) Saturday night in a contest that was close all game until the final quarter.

FSU boasted a 24-21 advantage heading into the final period of play but a stout Tiger defense -- run by former FSU linebackers coach Kevin Steele -- and an offensive explosion helped Clemson run away with the win and into the driver's seat of the ACC's Atlantic Division.

The Tigers forced Seminoles' quarterback Christian Ponder into a career-high four interceptions. Clemson's Heisman Trophy candidate C.J. Spiller was unstoppable as he rushed for a career-best 185 yards and one score. As for Ponder, he finished the night 21-of-33 for 264 yards and just one score. Jermaine Thomas rushed for over 100 yards for the second straight game for the 'Noles. The Jacksonville, Fla. native accrued 119 yards on 26 carries and had one score. Rod Owens led the FSU receivers with nine grabs for 77 yards.

Tigers quarterback Kyle Parker tossed four touchdowns.

Florida State started the scoring Saturday night under the bright lights with Dustin Hopkins 35-yard field goal in the first quarter after a big punt return by fellow true freshman Greg Reid.

It didn't take Clemson long to get its first score as Dwayne Allen snagged an 18-yard scoring pass from Parker but the Tigers missed the extra point.

Down by three points, a nifty Seminole play on the team's next possession swung the game back in favor of the visiting team. On the play, Ponder faked a handoff, then faked a reverse and then finally connected with true freshman Lonnie Pryor for the first-year player's first-ever touchdown reception. The 49-yard scoring pass gave the 'Noles a 10-6 lead late in the first quarter. The exciting offensive play was then followed up by an equally thrilling defensive one when senior rover Jamie Robinson took his third interception of the season 52 yards to pay dirt, increasing the FSU lead to 17-6.


After FSU backup tailback Chris Thompson fumbled the football a few minutes later, Clemson made the miscue hurt even more. Two plays after the Seminole turnover, Parker connected with Xavier Dye on a 43-yard touchdown pass and then Spiller scampered in on the two-point conversion to trim the deficit to 17-14.

On FSU's ensuing drive, Ponder was intercepted for the first time of the evening and it looked like Clemson was going to use the take-away to then take the lead. But Markus White's forced fumble on Parker and recovery by Dekoda Watson kept the 'Noles on top.

Spiller gave Clemson its first lead of the ballgame when he nabbed a swing-pass out of the backfield and took it 58 yards for the go-ahead score after both team's emerged from the locker room at halftime.

Down 21-17, Thomas plunged across the goal line with 5:04 left in the third quarter to regain the Seminole lead. Thomas' dive into the endzone capped an impressive FSU drive that saw Ponder and the offense convert several difficult third downs.

Unfortunately for the 'Noles, that score would be the last feel-good moment of the night. The Tigers got a nine-yard touchdown run from Andre Ellington, a two-yard touchdown reception from Durrell Berry and a five-yard run by Spiller in the final 10 minutes of the fourth quarter.



Game 10 • November 14, 2009 • Winston-Salem, NC
Florida State 41, Wake Forest 28

	1	2	3	4	Total
Wake Forest	7	7	7	7	28
Florida State	14	17	3	7	41

SCORING SUMMARY

First Quarter

FSU - Ty Jones 9 yd run (D. Hopkins kick), 9:24
 WF - Josh Adams 3 yd run (J. Newman kick), 2:43
 FSU - Jermaine Thomas 6 yd run (D. Hopkins kick), 00:19

Second Quarter

FSU - EJ Manuel 1 yd run (D. Hopkins kick), 12:48
 FSU - Dustin Hopkins 47 yd field goal, 4:52
 FSU - Greg Reid 68 yd punt return (D. Hopkins kick), 3:40
 WF - Josh Adams 20 yd run (J. Newman kick), 2:12

Third Quarter

WF - Kevin Harris 12 yd run (J. Newman kick), 6:57
 FSU - Dustin Hopkins 42 yd field goal, 4:01

Fourth Quarter

FSU - Jarmon Fortson 7 yd pass from EJ Manuel (D. Hopkins kick), 11:04
 WF - Chris Givens 4 yd pass from Riley Skinner (J. Newman kick), 3:01

TEAM STATISTICS

	FSU	Wake Forest
First Downs	23	27
Rushes-Yards	43-217	29-227
Passing	220	227
Comp-Att-Int	15-20-1	25-40-2
Total Offense (Plays-Yards)	63-437	69-454
Return Yards	165	75
Punts-Avg.	2-109	4-128
Fumble Returns-Yards	0-0	0-0
Punt Returns -Yards	1-68	1-8
Kickoff Returns-Yards	4-97	3-67
Interception Returns-Yards	2-17	1-13
Fumbles-Lost	0-0	0-0
Penalties-Yards	6-75	3-30
Sacks By (No.-Yards)	0-0	1-8
Time of Possession	30:53	29:07
Third-Down Conversions	4 of 9	3 of 9
Fourth-Down Conversions	1 of 1	2 of 2
Red-Zone Scores-Chances	4-5	4-5

RUSHING - FSU: Thomas 25-155, Manuel 10-53, Jones 4-21, Pryor 1-3, Reed 1-3. **WF:** Pendergrass 5-64, Adams 8-63, Harris 9-38, Skinner 4-36, Brown 2-35.

PASSING - FSU: Manuel 15-20-1-220. **WF:** Skinner 25-40-2-227.

RECEIVING - FSU: Reed 5-81, Fortson 3-60, Owens 3-42, Reliford 1-12, Easterling 1-11, Smith 1-7, Thomas 1-7. **WF:** Givens 6-67, Brown 6-23, Adams 4-27, M. Williams 3-42, Rinfrette 3-42, J. Williams 2-22, Bohanon 1-15.

Stadium: BB&T Field

Attendance: 33411

Kickoff Time: 12:02 pm

End of Game: 3:16 pm

Total Elapsed Time: 3:14

Officials: Referee - Tom Zimorski; Umpire - Jim Hyson; Linesman - Mike D. Owens; Line Judge - Jack Weiland; Jack Judge - Dale Shaw; Field Judge - Kip Johnson; Side Judge - Watts Key; Scorer - Scott Wortman

Temperature: 66

Wind: NNE 5mph

Weather: Partly cloudy

WINSTON-SALEM, N.C. - With college football's longest active bowl-game streak on the line and their redshirt junior quarterback relegated to the sideline with a season-ending injury, the Florida State football team turned to a rookie at Wake Forest.

Making his first career start, redshirt freshman EJ Manuel guided the Seminoles to a 41-28 win over the Demon Deacons.

With injured starter Christian Ponder serving as his sideline mentor, Manuel completed 15 of his 20 pass attempts for 221 yards, one touchdown and just one interception. He also made plays with his legs, rushing for 45 yards on 10 carries with one score. As an offense, FSU scored on six of its nine possessions, accrued 436 total yards and was only forced to punt twice.

Starting tailback Jermaine Thomas was terrific toting the football. He rushed for a game-high 148 yards on 25 carries, marking the third game in a row that the Jacksonville, Fla. native has scampered for triple-digit rushing yards.

Bert Reed led all FSU receivers with 82 yards on five catches. Jarmon Fortson added three catches for 60 yards and one touchdown.

For Wake Forest, Riley Skinner was looking to become the first-ever quarterback to beat the Seminoles four times. He didn't get that chance, though, because he tossed two interceptions - one to Ochuko Jenije and another to Kendall Smith - with just one score.

Wake trimmed FSU's lead to 34-21 in the third quarter and early in the fourth quarter Manuel showed his moxie by converting a key third down to wide receiver Rod Owens that kept a drive alive. A few plays later he showed his dual-threat ability with a neat little fake pitch on an option that resulted in a 24-yard gain on the ground.

Two plays later Manuel tossed his first-ever touchdown pass when he found Fortson for a seven-yard score to give the Seminoles a 41-21 lead.


Clinging to a 20-point advantage, the FSU defense bent, and then bent some more on the ensuing Wake Forest possession but Jenije didn't let his unit break as he picked off Skinner in the endzone.

The Seminoles scored on their first four possession of the first half as Manuel didn't look anything like a quarterback without much experience. The Virginia Beach, Va. native showed an early sign of things to come on the game's first drive as he took the offense 81 yards down the field and into the endzone on a Ty Jones rush. Then, after Wake Forest had scored on its first possession to tie the score at 7-7, FSU answered with a 68-yard touchdown drive that culminated with Thomas' plunge over the goal line.

Trailing 14-7, Skinner tried to force a throw and linebacker Kendall Smith snatched it and took it back to the 'Noles 27-yard line. After two long, methodical scoring drives, FSU needed just a few plays to extend its lead after Skinner's turnover and for the first time in his young career Manuel snuck into the endzone on a one-yard rush to push his team's lead to 21-7.

A few minutes after the 'Noles turned a defensive stop into a 47-yard field goal by true freshman kicker Dustin Hopkins, another stop by the FSU defense directly led to some points.

Fielding a punt off the bounce, defensive back Greg Reid - yet another first-year Seminole playing valuable minutes in high-pressure situations - zipped, zagged and leaped his way to pay dirt as he registered the first punt return of his career on what was a 68-yard score.



Game 11 • November 21, 2009 • Tallahassee, FL
Florida State 29, Maryland 26

	1	2	3	4	Total
Maryland	0	13	0	13	26
Florida State	7	7	0	15	29

SCORING SUMMARY

First Quarter

FSU - J. Thomas 3 yd run (D. Hopkins kick), 4:38

Second Quarter

MD - Ferrar 44 yd field goal, 3:52

FSU - L. Pryor 50 yd run (D. Hopkins kick) 0:41

MD - Ferrara 39 yd field goal 4:07

MD- Meggett 1 yd run (Ferrera kick) 1:26

Fourth Quarter

MD- Cannon 20 yd pass from Robinson (Robinson pass failed) 3:31

FSU - B. Reed 42 yd run (T. Easterling pass from EJ, Manuel) 2:03

MD- Meggett 9 yd run (Ferrara kick) 5:56

FSU - L. Pryor 3 yd run (D. Hopkins kick) 1:14

TEAM STATISTICS

	FSU	Maryland
First Downs	18	20
Rushes-Yards	24-198	46-196
Passing	206	214
Comp-Att-Int	17-27-3	20-27-0
Total Offense (Plays-Yards)	63-437	69-454
Return Yards	216	90
Punts-Avg.	3-143	4-172
Fumble Returns-Yards	0-0	0-0
Punt Returns -Yards	3-88	2-28
Kickoff Returns-Yards	6-128	3-62
Interception Returns-Yards	0-0	3-91
Fumbles-Lost	2-0	1-1
Penalties-Yards	0-0	5-30
Sacks By (No.-Yards)	1-1	0-0
Time of Possession	22:55	37:05
Third-Down Conversions	3 of 9	8 of 18
Fourth-Down Conversions	1 of 1	3 of 4
Red-Zone Scores-Chances	2-3	3-3

RUSHING - FSU: L. Pryor 2-57, EJ, Manuel 6-49, J. Thomas 11-50, B. Reed 3-43, T. Pressley 1-4, T. Jones 1-2. **MD:** Scott 19-89, Meggett 13-59, Robinson 12-61, Smith 2-0.

PASSING - FSU: EJ, Manuel 17-27-3. **MD:** Robinson 20-27-0

RECEIVING - FSU: J. Fortson 5-71, R. Owens 5-52, T. Easterling 2-36, B. Reed 2-18, L. Pryor 1-12, B. Reliford 1-5. **MD:** Smith 7-74, Cannon 4-72, L. Williams 2-29, Scott 2-21, Tyler 2-8, D. Campbell 2-4, L. Watson 1-14.

Stadium: Doak Campbell

Attendance: 66042

Kickoff Time: 12:10 pm

End of Game: 3:10 pm

Total Elapsed Time: 3:00

Officials: Referee - Jack Childress; Umpire - Jim Hyson; Linesman - Tyron Davis; Line Judge - Rich Misner; Back Judge - Barry Hendon; Field Judge - Mike Cullin; Side Judge - D. Harrison

Temperature: 65

Wind: E 12mph

Weather: Cloudy, 72% humidity

TALLAHASSEE, Fla. - Mickey Andrews had the privilege of symbolically planting the flaming spear into midfield at the start of the game, and then his defense came up with its two biggest stands of the season in Florida State's 29-26 win over Maryland.

With FSU trailing 26-22 and just 2:52 left on the clock, the defense held Maryland to a three-and-out and after redshirt freshman quarterback EJ Manuel had guided what would turn out to be a game-winning drive, the Seminole defenders forced a four-and-out to preserve the win.



The Seminoles (6-5, 4-4 Atlantic Coast Conference) are now bowl-eligible as they will extend their nation's best bowl streak to a staggering 28 seasons.

After the three-and-out defensive stand, true freshman defensive back Greg Reid fielded the Maryland punt with just 1:46 left in the game and the Seminoles down 26-22. Reid made amazing moves and took the ball back 48 yards all the way to the Maryland 44 yard-line.

A dual-threat at the quarterback spot, Manuel achieved his first-ever game-winning drive by scrambling for a combined 35 yards on the first two plays. Once he had gotten the Seminoles to the Terrapins 29-yard line with 1:19 left, he threw a six-yard pass to Taiwan Easterling and then let another true freshman, tailback Lonnie Pryor, lunge into the endzone from three yards out for winning score.

Manuel finished the game 17-of-27 for 206 yards and those three interceptions and 49 yards rushing, Pryor led all rushers with two carries for 57 yards and two scores, and receivers Jarmon Fortson and Rod Owens had five catches apiece for 71 and 52 yards.

Starting tailback Jermaine Thomas had 11 carries for 44 yards and one touchdown and wide receiver Bert Reed ran the ball three times for 42 yards and one score. Nigel Bradham led the defense with 10 total tackles and the first sack of career for a Seminoles team that wore brand new Nike Combat uniforms against the Terps.

FSU may have turned it over on its last possession of the first half but Maryland did the same on its first possession of the second half. The Terps were marching down the field but Patrick Robinson jarred the ball loose from Terrapins receiver Adrian Cannon and sophomore linebacker Bradham pounced on it. The referees initially did not see the turnover as Cannon was falling out of bounds but instant replay revealed it was in Florida State's ball.

Robinson's forced fumble didn't turn into any points - a trait displayed by both offenses in a scoreless third quarter. Maryland ended the points-drought less than three minutes into the final period when Jamarr Robinson connected for a seven-yard touchdown pass with Cannon, who broke an Ochuko Jenije tackle to get into the endzone. The Terps were then unsuccessful on a two-point conversion attempt.

Trailing for the first time in his young career, Manuel relied on the legs of Reed on FSU's ensuing possession.

A play after Manuel threw a third-down laser to Rod Owens for a 13-yard gain, Reed grabbed an end-around, gave a head fake on a Maryland defender, and then sprinted 44 yards for the score.

Unlike Maryland, the Seminoles converted their two-point conversion attempt. On the play, Manuel threw a pass over the middle that was grabbed by wide receiver Taiwan Easterling to give FSU a 22-19 lead with 10:30 remaining in the game.

That lead would be short-lived, though. Maryland had an answer on its next drive and marched 79 yards down the field and retook the lead on Meggett's nine-yard run.

Game 12 • November 28, 2009 • Gainesville, FL
No. 1 Florida 37, Florida State 10

	1	2	3	4	Total
Florida State	0	0	3	7	10
Florida	7	17	6	7	37

SCORING SUMMARY**First Quarter**

UF - Aaron Hernandez 18 yd pass from Tim Tebow (C. Sturgis kick), 06:48

Second Quarter

UF - Caleb Sturgis 37 yd field goal, 14:55

UF - Tim Tebow 18 yd run (C. Sturgis kick), 3:59

UF - Aaron Hernandez 37 yd pass from Tim Tebow (C. Sturgis), 01:07

Third Quarter

UF - Riley Cooper 39 yd pass from Tim Tebow (C. Sturgis kick blocked), 11:27

FSU - Dustin Hopkins 20 yd field goal. 00:00

Fourth Quarter

UF - Tim Tebow 1 yd run (C. Sturgis kick), 10:18

FSU - Jarmon Fortson 9 yd pass from EJ Manuel (D. Hopkins kick), 06:03

TEAM STATISTICS

	FSU	UF
First Downs	18	22
Rushes-Yards	24-83	39-311
Passing	186	234
Comp-Att-Int	19-32-2	19-23-0
Total Offense (Plays-Yards)	56-269	62-545
Return Yards	112	92
Fumble Returns-Yards	1-24	0-0
Punt Returns -Yards	0-0	3-20
Kickoff Returns-Yards	5-112	3-72
Interception Returns-Yards	0-0	2-0
Punts-Avg.	5-211	1-38
Fumbles-Lost	1-0	3-2
Penalties-Yards	5-45	12-80
Sacks By (No.-Yards)	2-5	3-16
Time of Possession	28:36	31:24
Third-Down Conversions	2 of 11	10 of 13
Fourth-Down Conversions	1 of 1	1 of 1
Red-Zone Scores-Chances	2-3	4-4

RUSHING - FSU: Manuel 11-27, Thomas 7-21, Pryor 3-18, Reed 2-10, Easterling 1-7. **UF:** Demps 7-108, Tebow 15-90, Rainey 8-73, Gillislee 6-44.

PASSING: FSU: Manuel 19-31-2-186. **UF:** Tebow 17-21-0-221, Brantley 2-2-0-13

RECEIVING - FSU: Owens 5-40, Reed 5-39, Fortson 4-58, Thomas 2-17, Easterling 1-12, Haulstead 1-10, Reliford 1-10. **UF:** Hernandez 5-83, Cooper 3-62, James 3-20, Nelson 2-23, Thompson 2-13, Demps 1-11, Rainey 1-9, Williams 1-8, Holliday 1-5.

Stadium: Ben Hill Griffin

Attendance: 90907

Kickoff Time: 3:37 pm

End of Game: 6:49 pm

Total Elapsed Time: 3:12

Officials: Referee - Matt Austin; Umpire - Wilbur Hackett; Linesman - Jay Vines; Line Judge - Mickey Haddock; Back Judge - Steven Patrick; Field Judge - Rob Skelton; Side Judge - Roy Pottis; Scorer - Steve Howard

Temperature: 65

Wind: Calm

Weather: Partly cloudy

GAINESVILLE, Fla. - The Florida State football team fell to No. 1 Florida by a score of 37-10 in Gainesville.

By dropping the rivalry game to the Gators, FSU finishes its 2009 season with a 6-6 mark. The team will now await word on where it will continue college football's longest active bowl streak of 28 seasons in a row.

With backup quarterback EJ Manuel at the helm of the offense for the third game in a row because of the shoulder injury to starter Christian Ponder, the Seminoles could not generate much consistency all day against a UF team that ranks No. 2 in the country in total defense.

Manuel finished the contest 19-of-30 for 198 yards, one touchdown and two interceptions.


Rod Owens and Jarmon Fortson were Manuel's go-to receivers at Ben Hill Griffin Stadium. Owens had six catches for 62 yards and Fortson had four for 58 and one score.

Manuel led all FSU rushers with 27 yards on 11 carries. Starting tailback Jermaine Thomas had just seven rushes for 21 yards.

Defensively, Florida State was unable to slow down Tim Tebow. The fourth-year Gator quarterback connected on 17 of his 21 pass attempts for 221 yards and three touchdowns. Florida churned out over 300 yards on the ground.

Florida State scored its first touchdown of the game with 6:05 remaining in the fourth quarter when Manuel - showing his moxie despite the day's events - lobbed a pass to the back of the endzone to Fortson.

Fortson, who had snagged a long throw just one play later, jumped into the air and caught the nine-yard pass to move the score to 37-10.



65th Annual Gator Bowl Classic
Jacksonville, FL

Florida State 33, No. 18 West Virginia 21

	1	2	3	4	Total
West Virginia	14	0	0	7	21
Florida State	3	10	10	10	33

SCORING SUMMARY

First Quarter

WVU - Jarrett Brown 32 yd run (Tyler Bitancourt kick), 11:45
 FSU - Dustin Hopkins 26 yd field goal, 7:02
 WVU - Noel Divine 1 yd run (Tyler Bitancourt kick), 05:13

Second Quarter

FSU - Jermaine Thomas 12 yd run (Dustin Hopkins kick), 10:57
 FSU - Dustin Hopkins 42 yd field goal, 00:08

Third Quarter

FSU - Dustin Hopkins 22 yd field goal, 12:15
 FSU - Jermaine Thomas 19 yd run (Dustin Hopkins kick), 03:50

Fourth Quarter

WVU - Ryan Clarke 5 yd run (Tyler Bitancourt kick), 14:56
 FSU - EJ Manuel 2 yd run (Dustin Hopkins kick), 08:54
 FSU - Dustin Hopkins 37 yd field goal, 02:02

TEAM STATISTICS

	WVU	FSU
First Downs	18	24
Rushes-Yards	37-221	46-226
Passing	107	189
Comp-Att-Int	9-19-1	17-24-0
Total Offense (Plays-Yards)	56-328	70-415
Fumble Returns-Yards	0-0	0-0
Punt Returns -Yards	0-0	2-37
Kickoff Returns-Yards	7-146	4-101
Interception Returns-Yards	0-0	1-0
Punts-Avg.	0-0	2-37
Fumbles-Lost	0-0	0-0
Penalties-Yards	3-29	7-69
Sacks By (No.-Yards)	0-0	5-42
Time of Possession	22:53	37:07
Third-Down Conversions	4 of 11	7 of 14
Fourth-Down Conversions	1 of 2	0 of 0
Red-Zone Scores-Chances	2-3	6-7

RUSHING - WVU: Divine 16-168, Brown 6-43, Clarke 3-12, Sanders 1-7. **FSU:** Thomas 25-121, Manuel 14-70, Thompson 2-20, Reed 3-9, Givens 1-4, Pryor 1-2.

PASSING: WVU: Smith 8-15-0, Brown 1-4-1. **FSU:** Manuel 17-24-0

RECEIVING - WVU: Starks 3-30, Divine 2-28, Sanders 2-14, Austin 1-19, Arnett 1-16. **FSU:** Fortson 4-73, Owens 3-37, Easterling 3-33, Pryor 2-22, Reed, 2-0, Thomas 1-9, Thompson 1-9, Reliford 1-6.

Stadium: Jacksonville Municipal

Attendance: 84129

Kickoff Time: 1:12 pm

End of Game: 4:30 pm

Total Elapsed Time: 3:18

Officials: Referee - Dave Witvoet; Umpire - Jeff Carr; Linesman - John Quinn; Line Judge - Rick Kruger; Back Judge - Robert Smith Jr.; Field Judge - Gerald Hocker; Side Judge - John Roggeman; Scorer - Kelly Wells

Temperature: 49

Wind: NNW 11mph

Weather: Overcast

JACKSONVILLE, Fla. - Bobby Bowden watched the clock run down to :00, then took his last walk to midfield as his Florida State players jumped up and down, thrusting their helmets into the air.


The coach went out a winner, carried off by the Seminoles.

Jermaine Thomas ran for two touchdowns, Florida State scored 20 straight points to take control and the Seminoles knocked off No. 18 West Virginia 33-21 at the Gator Bowl in the final game of Bowden's storied 44-year career as a head coach.

Bowden finished with a 389-129-4 record, and most importantly to him, a 33rd consecutive winning season.

On this day, the Florida State faithful serenaded Bowden with "Bob-by! Bob-by!" chants throughout the day, saving their loudest cries for the very end.

With 1:39 left, Bowden trotted down to the Florida State band section, removing his autographed white cap and tossing it into the seats - and the celebration began. When it was over, Bowden was surrounded by a wall of photographers, trying to make his way over to shake the hand of West Virginia coach Bill Stewart - who was a 177-pound walk-on for Bowden's first Mountaineers team in 1970.



This was Bowden's day, and the Seminoles made sure he wouldn't be denied.

There was a pregame video of Bowden highlights. He got a new car, a gift from Toyota and the Gator Bowl. And then came a rare treat even for Bowden, the right to take the flaming FSU spear from Chief Osceola and slam the point into the turf at midfield, one of Florida State's most revered pregame traditions.

The tributes didn't stop at kickoff, either.

He often kept to himself, hands either clasped behind his back or at his sides. He talked to players individually, sometimes offered a quick thought to Fisher, then would go back to pacing about. A few times, Bowden took a quick look around the stadium, almost as if he was taking a mental picture of it all.

After Jamie Robinson intercepted Brown early in the second quarter, Florida State got back into it on Thomas' first touchdown of the day, a 12-yard rush. Dustin Hopkins, who missed a 37-yard try earlier in the period, connected on a 42-yard field goal with 8 seconds left in the half, getting the Seminoles within 14-13 at the break.

Reid took the second-half kickoff 69 yards to the West Virginia 9, setting up another field goal. And - helped greatly by Jarmon Fortson's ridiculous, leaping, one-handed, 29-yard catch - Thomas scored from 19 yards out later in the third to give Florida State a 23-14 lead into entering the last 15 minutes of Bowden's career.

Ryan Clarke plunged in from 5 yards away for West Virginia on the first play of the fourth quarter, but the Seminoles answered with a methodical drive to restore the nine-point lead, quarterback E.J. Manuel's 2-yard touchdown burst putting Florida State up 30-21.

It would be the last touchdown anyone would score for Robert Cleckler Bowden, and soon, the man who saved Florida State's program would start hugging anyone he could get his arms around on the sideline.