

ALL-TIME COACHES & CAPTAINS

YEAR	COACH	CAPTAINS	W	L	T	FSU	OPP
1947	Ed Williamson	Jack McMillan, Phil Rountree	0	5	0	18	90
1948	Don Veller	Game Captains	7	1	0	152	64
1949*	Don Veller	Hugh Adams	9	1	0	291	59
1950	Don Veller	Duke Maltby	8	0	0	219	54
1951	Don Veller	Bill Dawkins	6	2	0	194	72
1952	Don Veller	Curt Campbell, Vic Szczepanik	1	8	1	101	261
1953	Tom Nugent	Steve Kalenich, Bobby Fiveash	5	5	0	183	146
1954*	Tom Nugent	Game Captains	8	4	0	277	190
1955	Tom Nugent	Bob Crenshaw, Don Powell	5	5	0	147	186
1956	Tom Nugent	Joe Holt, Buck Metts	5	4	1	178	116
1957	Tom Nugent	Ron Schomburger	4	6	0	136	165
1958*	Tom Nugent	Vic Prinzi, Bobby Renn	7	4	0	218	124
1959*	Perry Moss	John Spivey, Al Ulmer	4	6	0	149	132
1960	Bill Peterson	Tony Romeo	3	6	1	111	136
1961	Bill Peterson	Steve Klesius	4	5	1	93	128
1962	Bill Peterson	Gene McDowell	4	3	3	170	69
1963	Bill Peterson	Charlie Calhoun, Chuck Robinson	4	5	1	167	93
1964*	Bill Peterson	Bill Dawson, Fred Biletnikoff, George D'Alessandro	9	1	1	263	85
1965	Bill Peterson	Bill McDowell, Max Wettstein	4	5	1	121	119
1966*	Bill Peterson	Game Captains	6	5	0	274	215
1967*	Bill Peterson	Game Captains	7	2	2	250	187
1968*	Bill Peterson	Game Captains	8	3	0	308	211
1969	Bill Peterson	Game Captains	6	3	1	220	182
1970	Bill Peterson	Game Captains	7	4	0	254	195
1971*	Larry Jones	Rhett Dawson, John Lanahan	8	4	0	309	174
1972	Larry Jones	Gary Huff, Larry Strickland	7	4	0	287	224
1973	Larry Jones	Jim Malkiewicz, Don Sparkman	0	11	0	98	331
1974	Darrell Mudra	Joe Goldsmith, Burt Cooper	1	10	0	130	289
1975	Darrell Mudra	Greg Johnson, Jeff Gardner	3	8	0	187	213
1976	Bobby Bowden	Jimmy Black, Jeff Leggett, Joe Camps, Rudy Thomas	5	6	0	205	258
1977*	Bobby Bowden	Aaron Carter, Bill Duley, Larry Key, Tom Rushing, Nat Terry	10	2	0	314	170
1978	Bobby Bowden	Nate Henderson, Willie Jones, Ivory Joe Hunter	8	3	0	312	208
1979*	Bobby Bowden	Mike Good, Ivory Joe Hunter, Scott Warren, Wally Woodham	11	1	0	326	160
1980*	Bobby Bowden	Reggie Herring, Greg Futch, Ron Simmons, Ken Lanier	10	2	0	369	103
1981	Bobby Bowden	James Harris, James Gilbert, Rohn Stark, Michael Whiting, Rick Stockstill	6	5	0	240	286
1982*	Bobby Bowden	Game Captains	9	3	0	419	254
1983*	Bobby Bowden	Game Captains	7	5	0	381	312
1984*	Bobby Bowden	Greg Allen, Joe Wessel, Henry Taylor	7	3	2	405	254
1985*	Bobby Bowden	John Ionata, Todd Stroud, Kirk Coker	9	3	0	402	248
1986*	Bobby Bowden	Fred Jones, Gerald Nichols, Louis Berry, Jim Hendley	7	4	1	393	218
1987*	Bobby Bowden	Danny McManus, Paul McGowan, Marty Riggs, Pat Carter	11	1	0	481	163
1988*	Bobby Bowden	Chip Ferguson, Deion Sanders, Alphonso Williams	11	1	0	455	172
1989*	Bobby Bowden	Peter Tom Willis, LeRoy Butler, Dexter Carter	10	2	0	424	199
1990*	Bobby Bowden	Lawrence Dawsey, Corian Freeman, Anthony Moss, Bill Ragans	10	2	0	459	206
1991*	Bobby Bowden	Kirk Carruthers, Errol McCorvey, Casey Weldon	11	2	0	449	188
1992*	Bobby Bowden	Robbie Baker, Reggie Freeman, Carl Simpson, Robert Stevenson	11	1	0	446	186
1993*	Bobby Bowden	Ken Alexander, Matt Frier, Lonnie Johnson, Charlie Ward	12	1	0	536	129
1994*	Bobby Bowden	Derrick Brooks, Zack Crockett, Kendrick Scott	10	1	1	428	200
1995*	Bobby Bowden	Clay Shiver, Todd Rebol, Tyrant Marion	10	2	0	563	246
1996*	Bobby Bowden	Todd Fordham, Scott Bentley, Reinard Wilson	11	1	0	446	174
1997*	Bobby Bowden	Kevin Long, Daryl Bush, Shevin Smith	11	1	0	437	167
1998*	Bobby Bowden	Lamarr Glenn, Lamont Green, Billy Rhodes, Demetro Stephens	11	2	0	401	161
1999*	Bobby Bowden	Corey Simon, Todd Frier, Peter Warrick	12	0	0	458	190
2000*	Bobby Bowden	Brian Allen, Chris Weinke, Jean Jeune	11	2	0	509	123
2001*	Bobby Bowden	Javon Walker, Chad Maeder, Bradley Jennings	8	4	0	403	304
2002*	Bobby Bowden	Brett Williams, Alonzo Jackson, Patrick Newton	9	5	0	428	301
2003*	Bobby Bowden	Michael Boulware, Greg Jones, Brian Sawyer	10	3	0	419	217
2004*	Bobby Bowden	Jerome Carter, Alex Barron, Bryant McFadden	9	3	0	302	169
2005*	Bobby Bowden	Brodrick Bunkley, Willie Reid, Kyle Hall	8	5	0	376	286
2006*	Bobby Bowden	Lorenzo Booker, Buster Davis, Mikhal Kornegay	7	6	0	345	258
2007*	Bobby Bowden	De'Cody Fagg, Andre Fluellen, Anthony Houllis	7	6	0	303	298
2008*	Bobby Bowden	Antone Smith, Tony Carter, Benjamin Lampkin	9	4	0	434	262
2009*	Bobby Bowden	Christian Ponder, Jamie Robinson, Recardo Wright	7	6	0	391	390
TOTALS			466	227	17	19,164	11,970

* - denotes bowl appearance

BRIEF HISTORY OF FLORIDA STATE FOOTBALL...

1851:

Florida State University actually began in 1851 when a legislative act established the Seminary West of the Suwannee. The first students enrolled in 1857 and the Florida State College was co-educational until 1905 when the Buckman Bill sent all the female students to the "new" Florida State College for Women. The huge numbers of male college students wishing to enter school on the G.I. Bill after World War II forced the legislature to make FSU co-educational in 1946.

1902-04:

33 years after Princeton and Rutgers kicked off American college football, the Florida State College played three seasons of football in Tallahassee. From 1902-1904, FSC played wearing the colors purple and gold. The 1904 squad was crowned state champions after defeating the University of Florida at Lake City and Stetson.



1946:

Florida State University became a co-educational institution in 1946 when the first male students were enrolled, most of who were coming back from World War II. The transition from FSCW, which was regarded as one of the nation's top colleges, to the new institution was remarkably quick and the development of an athletics program was almost as rapid.

1947:

Florida State University fielded a football team in 1947 coached by Ed Williamson. On October 18, 1947, Stetson kicked off to the FSU three yard line. Don Grant returned the kickoff to the FSU 32 and 7,165 fans at Centennial Field celebrated the first football game. The team finished 0-5 on the season.

1948:

Don Veller became FSU's second football coach in 1948 and would coach the team until 1952. An outstanding player at Indiana University, Veller inherited 20 lettermen from the first year, but only 12 would letter in 1948. Veller would lose just two games over his first three years, including an undefeated 8-0 campaign in 1950. His attention to detail and high standard for himself and his program were instrumental in FSU getting such a solid start.

1950:

Florida State played its first football game in Doak S. Campbell Stadium on October 7, 1950 against Randolph Macon. 9,676 fans watched the Seminoles win 40-7, but the new home field was a story in itself. It was built on a former cow pasture and was completed in just five months. Tallahasseean Rainey Cawthon was instrumental in selling over 1,000 season tickets at \$50.00 each to fund the stadium and won a wheelbarrow ride down Monroe Street from contractor Red Coleman, who missed the completion date by two days. FSU players painted the stadium over the next summer for \$1 per hour.



1953:


Tom Nugent became FSU's third head coach in 1953 and would coach the Seminoles until leaving to become Maryland's head coach in 1958. An innovator on a national level, Nugent developed the I-formation and the typewriter huddle used by most teams today. Among the players he coached were FSU greats Bobby Renn and Lee Corso as well as a talented tailback named Burt Reynolds whose career was cut short by injury.

1959:

Perry Moss lasted just one season as FSU head coach in 1959. He was hired at a salary of \$14,000 and left at the end of the year for triple that figure to coach the Montreal Alouettes. His staff that year included future head coaches Don James (Washington and Kent State), John Coatta (Wisconsin and Mankato State), Vince Gibson (Louisville, Kansas St. and Tulane), and Ken Shipp (NY Jets). His FSU team posted a 4-6-0 record.

1960-70:

Florida State's arrival on the national map occurred during Bill Peterson's 11 seasons as head coach. He came in 1960 when free substitution was still five years away in the game. He moved FSU boldly into the forefront of the passing game and led the Tribe to its biggest win yet when they topped No. 5 Kentucky 48-6 in 1964. He would post a 62-42-11 record in Tallahassee. Among a host of other things, Peterson developed the concept of the "hot receiver" in 1964 that remains in most offenses today.



1964:

Fred Biletnikoff became FSU's first consensus All-American as a senior in 1964. He ranked fourth nationally with 57 receptions for 11 touchdowns which did not include his four touchdowns in the Gator Bowl win over Oklahoma. Biletnikoff put FSU on the map and he was married under the goalposts at Doak Campbell in 1965. He would go on to have a Hall of Fame career with the Oakland Raiders. The national award given to the top college receiver in the country is named after him.

1966:

Ron Sellers began a career at Florida State that would prove one of the most prolific in college history. He gained an unheard of 3,979 yards over his career. His statistics were so impressive that most lasted as national records all the way until 1987. He caught passes in 30 consecutive games and averaged 119.9 yards per game. He is a member of the College Football Hall of Fame.

1970:

While integration of schools throughout the country came painfully slow, Florida State's first African-American player took the field in 1970. J.T. Thomas was a starter from the first game he played at FSU and he backed a sterling college career with three Super Bowl rings earned as a member of the Pittsburgh Steelers.

1971:

Larry Jones coached the Seminoles from 1971-1973. An 0-11 campaign in his last year spelled the end for the coach. Among notable players during his era were outstanding wide receiver Barry Smith, quarterback Gary Huff and Alabama transfer Billy Sexton.



1974-75:

Darryl Mudra coached the Seminoles for two seasons and did his work from the pressbox on game day. Perhaps the biggest accomplishment of Mudra's brief tenure, that included the NCAA mandated scholarship limits for the first time, was the signing of an unheralded running back named Larry Key. Key would prove to be one of the finest running backs in Seminole history.

1976:

FSU president Stanley Marshall and athletic director John Bridgers set up a dinner meeting at an airport hotel in Tampa where West Virginia head coach Bobby Bowden was coaching an all-star game known as the American Bowl. They offered him a four-year contract worth \$37,500 and he became the Seminoles' eighth head coach on January 12. Bowden was interviewed for the job six years earlier when it went to Larry Jones, but FSU officials felt he lacked the experience.

1979-80:

Florida State got its first taste of the real big-time in 1979 and 1980 going to back-to-back Orange Bowls against Oklahoma. FSU went undefeated (11-0) over the regular season in 1979, but lost 24-7 to the Sooners and finished sixth in the final AP poll. The Tribe took a 10-1 record into the Orange Bowl showdown the next year before losing a heartbreaker 18-17.



1980:

If one game can be singled out as the most important in the recent run of unprecedented success at Florida State, it would be the contest at Nebraska on September 7, 1980. FSU won in Lincoln by a 18-14 score that opened the eyes of the entire country. Nebraska fans shook of a mixture of shock and confusion to stand and give Bobby Bowden and his Seminoles a standing ovation as they left the field.

1981:

FSU takes on the following schools in order all on the road: Nebraska, Ohio State, Notre Dame, Pittsburgh, and LSU. FSU won at Ohio State, Notre Dame and LSU, but, more importantly, won fans coast to coast for its undaunted spirit.

1981:


In 1981 a freshman tailback named Greg Allen was given the football in the middle of legendary Death Valley with a sea of LSU fans around him. He finished the day with a remarkable school record 202 yards that signaled the arrival of a superstar for the Seminoles. Later that year, he would rip Western Carolina for 322 rushing yards, which still stands as the best rushing game ever for a Seminole.

1986:

Deion Sanders spent a quiet first two years at Florida State before exploding on the national scene in a preseason press conference. He would become one of the most popular players ever in college football and one of the greatest athletes in FSU history. Florida State and college football would never be the same after Sanders' career.

1992:

On July 1, 1991, the Atlantic Coast Conference accepted Florida State University, as its ninth member and the first addition to the league since Georgia Tech joined in 1978. FSU had competed in the Metro Conference for all sports other than football, which had been an independent. FSU's first ACC football game was a 48-21 win over Duke on September 7, 1992.



1993:

The Seminoles won their first national championship behind Heisman Trophy winner Charlie Ward in 1993. FSU played Nebraska in the national title game at the Orange Bowl and used freshman Scott Bentley's late field goal to win 18-16.

1995:

A 31-26 come-from-behind win in the fourth quarter of the Orange Bowl against Notre Dame was FSU's 11th consecutive bowl win. The streak set an NCAA record as was FSU's 14-game unbeaten streak in bowls that was spoiled only by a 17-17 tie with Georgia in the 1984 Citrus Bowl.

1999:

Bobby Bowden used to keep an empty picture frame in his office, which was reserved for his first perfect season. He filled the frame with a 1999 team photo. The Seminoles finished the year 12-0 and topped off the record run with a 46-29 win over Virginia Tech for the national championship in the Sugar Bowl.



2000:

Chris Weinke literally rewrote the FSU record book over his senior season and took home the second Heisman Trophy for a Seminole player when he won the award in December of 2000. He would finish his career with a record of 32-3 as a starter.

2002:

Bobby Bowden passed Bear Bryant into second place on the all-time coaching wins list.

2003:

Bobby Bowden defeats Wake Forest to become all-time winningest major college coach. The Seminoles won the ACC and earned the BCS bid.



2004:

Bobby Bowden Field at Doak S. Campbell Stadium was dedicated on November 20, 2004 prior to the Florida game.

2005:

Florida State wins the inaugural ACC Championship game by a score of 27-22 over Virginia Tech in Jacksonville. Willie Reid was named the game's MVP. The conference title was FSU's 12th since joining the league in 1992.


2006:

The College Football Hall of Fame announced that Bobby Bowden and Charlie Ward would be two of the year's 15 inductees. Bowden and Joe Paterno, who was also inducted, are the first two active coaches to be honored.



2007:

Head Coach Bobby Bowden won his 300th career game at FSU with a 24-16 victory over Maryland.



2008:

The College Football Hall of Fame announced that Ron Simmons would be one of 15 inductees. The Rhodes Trust named junior Myron Rolle one of 32 U.S. Rhodes Scholars for 2009 - the first time in nearly 25 years it has awarded the scholarship to a prominent college football player. Senior kicker Graham Gano was named the Lou Groza Award winner, making him just the second Seminole to ever garner the honor.



2009:

Legendary head coach Bobby Bowden (1976-2009) and longtime defensive coordinator Mickey Andrews (1984-2009) announced their retirements during the season and said their final farewells when FSU defeated West Virginia 33-21 in the 2010 Gator Bowl. The victory secured the Seminoles' 33rd straight winning season under Bowden. It was Florida State's 28th straight bowl appearance - the nation's longest active bowl streak. Bowden retired ranked second all-time in victories for NCAA major college football.

BOB CRENSHAW AWARD

Given in memory of Robert E. (Bob) Crenshaw (Played 1952-55), Florida State football captain in 1954 and student leader who was killed in a jet crash in 1958. The plaque's inscription reads: "To the football player with the biggest heart." The recipient is chosen by his teammates as the man who best exemplifies the qualities that made Bob Crenshaw an outstanding football player and person.

- 1958 Al Ulmer Guard
- 1959 Ramon Rogers..... Center
- 1960 Abner Bigbie.....Fullback
- 1961 Paul Andrews.....Fullback
- 1962 Jim Sims.....Tackle
- 1964 Larry Brinkley.....Fullback
- 1964 Dick Hermann.....Linebacker
- 1965 Howard Ehler..... Defensive Back
- 1966 Ed Pope..... Guard
- 1967 Kim Hammond..... Quarterback
- 1968 Billy Gunter.....Running Back
- 1969 Stan Walker..... Guard
- 1970 Bill Lohse.....Linebacker
- 1971 Bill Henson..... Defensive Tackle
- 1972 David Snell..... Defensive Back
- 1973 Steve Bratton..... Defensive End
- 1974 Jeff Gardner..... Offensive Guard
- 1975 Lee Nelson..... Defensive Back
- 1976 Joe Camps..... Defensive Back
- 1977 Aaron Carter.....Linebacker
- 1978 Scott Warren..... Defensive End
- 1979 Greg Futch..... Offensive Tackle
- 1980 Monk Bonasorte..... Defensive Back
- 1981 Barry Voltapetti..... Offensive Tackle
- 1982 Blair Williams..... Quarterback
- 1983 Ken Roe.....Linebacker
- 1984 Todd Stroud..... Noseguard
- 1985 Pete Pantan..... Tight End
- 1986 Greg Newell..... Free Safety
- 1987 Mark Salva..... Center
- 1988 Jason Kuipers..... Offensive Guard
- 1989 Tony Yeomans..... Offensive Guard
- 1990 Lawrence Dawsey..... Wide Receiver
- 1991 Dan Footman..... Defensive End
- 1992 Robbie Baker..... Center
- 1993 Jon Nance..... Noseguard
- 1994 Steve Gilmer..... Safety
- Enzo Armella..... Noseguard
- 1995 Todd Rebol.....Linebacker
- 1996 Connell Spain..... Defensive Tackle
- 1997 Greg Spires..... Defensive End
- 1998 Troy Saunders..... Cornerback
- 1999 Reggie Durden..... Cornerback
- 2000 Patrick Newton.....Linebacker
- 2001 Bradley Jennings.....Linebacker
- 2002 Anquan Boldin..... Wide Receiver
- 2003 David Castillo..... Center
- 2004 Bryant McFadden..... Cornerback
- 2005 Andre Fluellen..... Defensive Tackle
- 2006 Darius McClure..... Safety
- 2007 Anthony Houllis..... Rover
- 2008 Ryan McMahon..... Center
- 2009 Ryan McMahon..... Center
- Markus White..... Defensive End

Coach
Bobby Bowden

THE BOWDEN ERA

1976

Although FSU had considered dropping football due to a 4-29 record over the previous four seasons, Bobby Bowden is hired as head coach and records his only losing season at FSU with a 5-6 mark.

1977

In one season, Bowden turns the program around with a 10-2 record, FSU's first-ever 10-win season. Under Bowden's direction, FSU won its first bowl game since 1964 with a 40-17 drumming of Texas Tech in the 1977 Tangerine Bowl.

1978

Bowden and Florida State received the program's first preseason national ranking at No. 17. He led the Seminoles to a second straight win over Florida, marking the first time in history FSU had recorded two straight wins over the Gators.

1979

Bowden led FSU to the Orange Bowl in its first ever New Year's Day bowl. Bowden recorded FSU's first ever unbeaten regular season and the highest AP ranking at No. 4 entering the postseason and coached FSU to a school-record 11 wins.

1980

Bowden's 1980 team was the first in program history to finish in the AP Top 5. When folks look at how FSU became a national power, the 18-14 win at Nebraska always comes to mind as a landmark victory. He was named National Coach of the Year (Bobby Dodd).

1981

Bowden and Florida State gained notoriety with a schedule that lined FSU up in successive weeks on the road against Nebraska, Ohio State, Notre Dame, Pitt and LSU. The Seminoles went 3-2 in that stretch while Florida State's overall schedule was nicknamed "Murderer's Row" and "Octoberfest."

1982

For the second straight year, Bowden and the Seminoles would face the nation's toughest schedule according to the NCAA. Bowden reached into his bag of tricks for a 36-37 upset win at Ohio State as Kelly Lowrey became the only Seminole to run for a TD, pass for a TD and catch a TD pass in the same game.

1983

Bowden surpassed former head coach Bill Peterson as the all-time winningest coach at FSU. He was inducted into the Florida Sports Hall of Fame. The "War Chant" saw its birth and FSU sported its "mustard" uniforms for the first and only time.

1984

Greg Allen recorded Florida State's first 1,000 yard rushing season. Bowden continued his creative play calls as Jessie Hester scored on a 77-yard reverse as FSU stunned defending national champion Miami, 38-3, in the Orange Bowl.

1985

Bowden coached FSU to its ninth straight winning season, capped off by a 34-23 Gator Bowl victory over Oklahoma State. Perhaps

FSU's biggest victory came in the second game when FSU traveled to No. 10 Nebraska and defeated the Cornhuskers 17-13, a game Bowden would later call "one of the biggest wins in FSU history."

1986

Bowden and FSU recorded a 56-14 pounding of South Carolina in FSU's first-ever appearance on ESPN. Bowden led FSU to a perfect 6-0 at home and the most points scored in a game by FSU in history with a 76-14 win over Tulsa. He was inducted into the Alabama Sports Hall of Fame.

1987

Bowden missed his first national championship by one point when two Miami defenders knocked down a two-point conversion and FSU fell 26-25. FSU snapped a six-game losing skid to the Gators which marked Bowden's 100th victory at FSU.

1988

Bowden's preseason No. 1 ranked team fell at Miami breaking its streak of 11 opening day victories. The Seminoles would not lose again, winning 11 straight games. Bowden called one of his greatest trick plays, the Puntrooskie, at Clemson. FSU drubbed Florida 52-17 for the Seminoles' largest victory margin over the Gators.

1989

Bowden's only loss in Jacksonville came from Brett Favre and Southern Miss. After a loss to Clemson, FSU went on to win 10 straight and earn a Top 3 ranking for the third straight year. FSU played in a third straight

THE BOWDEN FILE

- Most Victories By An ACC Coach In A Career: 389 (2nd in NCAA All-Time; Due to sanctions against FSU, NCAA recognizes 377)
- Two National Championships: 1993, 1999
- Inducted Into the National Football Foundation and College Football Hall of Fame
- 31 Bowl Appearances in 34 Seasons at FSU
- 33 Consecutive Winning Seasons at FSU
- 14 Consecutive Seasons with 10 or more wins
- 28 Consecutive Bowl Games (1982-2009)
- 11 Consecutive Bowl Game Victories (1985-95)
- 14 Straight Bowl Games Without a Loss (1982-95)
- 14 Straight Top 5 Finishes In The AP Poll
- (1987-2009)
- Coached Two Heisman Trophy Winners: Charlie Ward (1993) and Chris Weinke (2000)
- Coached 34 First-Round NFL Draft Picks
- Most Victories In the ACC: 173
- Most Games Coached In the ACC: 227
- Most Conference Wins In the ACC: 118
- Best Winning Percentage, ACC games: .813
- Twice As Many ACC Football Championships Than Any Other Coach: 12
- Opened Conference Play with 29 Straight Wins (1992-1995)
- Set or Tied 41 ACC Team Records
- Twice Named ACC Coach of the Year: 1993, 1997
- Most Players Drafted by the NFL: 107 (Since 1992)
- Most Consecutive ACC Championships Won or Shared: 9

New Year's Day bowl with a win over Nebraska in the Fiesta Bowl, extending its bowl unbeaten streak to eight.

1990

Bowden earned his 200th career victory when FSU beat LSU 42-3. The 1990 meeting with Florida marked the first time in the series that both teams were ranked in the Top 10 as No. 8 FSU defeated No. 6 UF 45-30. Bowden and FSU beat Joe Paterno's No. 7 Penn State Nittany Lions 24-17 in the Blockbuster Bowl.

1991

Bowden was named National Coach of the Year (Walter Camp) and led FSU to an 11-2 mark and fifth straight season of 10 or more wins. FSU was preseason No. 1 and stayed there 11 weeks before falling to Miami in Wide Right I. FSU defeated No. 3 Michigan 51-31, the most points ever allowed in the Big House.

1992

Bowden and FSU beat Duke in FSU's first game as a member of the ACC. FSU suffered Wide Right II at Miami and fans saw the birth of the "fast-break offense" in the comeback win at Georgia Tech. Marvin Jones became the first Seminole to capture two national awards. Bowden was named the 1992 Neyland Trophy Winner.

1993

Bowden brought home FSU's first national title with an 18-16 win over Nebraska in the Orange Bowl. Charlie Ward became FSU's first Heisman Trophy winner and won every award he was eligible for. Bowden was named ACC Coach of the Year and led FSU to 12 victories for the first time in school history.

1994

Bowden's squad set an NCAA record with the amazing 28 point fourth quarter comeback against Florida. He led the Seminoles to another ACC Title and Top 4 national ranking. Florida State would play Florida a second time in a game dubbed the Fifth Quarter, as FSU won 23-17 in the Sugar Bowl.

1995

Florida State's streak of 29 straight ACC wins came to an end with a loss at Virginia. FSU still won the ACC Championship and the victory over Notre Dame in the Orange Bowl preserved its NCAA record 11th straight bowl win. Bowden earned career win No. 250 in his 20th year as Florida State's head coach.

1996

Bowden guided FSU to its second national championship game as FSU celebrated 50 years of Seminole football. Florida State fell

in a rematch to Florida in the national championship. Bowden was honored as the 1996 National Coach of the Year (Home Depot). FSU finished the season ranked No. 3.

1997

Bowden and FSU went 11-1 for the second straight season, capped off by a win over Ohio State in the Sugar Bowl. Bowden recorded his 200th victory at FSU. He was named ACC Coach of the Year for the second time. FSU finished No. 3, keeping alive the streak of 11 straight seasons of Top 4 finishes in the AP poll.

1998

Bowden led FSU to its second national championship appearance in three years. FSU won another ACC Championship despite falling at NC State 24-7 in only the second ACC loss for the Seminoles since joining the league. FSU went 11-2 and with a Top 4 ranking (No. 3) and 10 or more wins for a 12th-straight season.

1999

Bowden led FSU to its first undefeated season as FSU became the first team in the history of college football to go wire-to-wire as the AP No. 1 ranked team. Bowden was named National Coach of the Year (Home Depot), a National Coach of the Decade Finalist (Home Depot) and his Seminoles were honored as the ESPN College Team of the Decade (any sport).

2000

FSU played in its third straight national championship game and fourth in five years. The 2000 season was the last of Bowden's streak of 14 straight AP Top 5 finishes and 14 straight seasons of 10 or more wins. The Seminoles finished the season 11-2, 8-0 in the ACC and a No. 5 ranking in the AP final poll.

2001

For the first time since joining the ACC in 1992, Bowden's Seminoles did not win the ACC championship but still went to their 11th straight New Year's Day bowl with an invitation to the Gator Bowl where FSU defeated Virginia Tech. With that win, Bowden tied Bear Bryant for second place on the all-time coaching wins list with 323.

2002

Florida State's returned atop the ACC and the Seminoles played Georgia in the Sugar Bowl. FSU concluded the season ranked 21st in the final AP poll. During the season, Bowden recorded his 250th victory at Florida State and 325th victory of his career.

2003

Bowden led FSU back to another 10-win season and passed Joe

Paterno as the all-time winningest major college football coach. The Seminoles captured the ACC title, its 10th in 12 years, and earned the BCS bid to the Orange Bowl, marking FSU's 22nd straight postseason trip and 13th consecutive January bowl game.

2004

Bowden coached FSU to its 23rd straight bowl and a No. 15 final ranking as he recorded FSU win No. 275 and career win No. 350 during the season. The field at Doak Campbell Stadium was named Bobby Bowden Field, a stained glass window depicting Bowden and a statue of his likeness was placed in front of the stadium.

2005

Bowden guided FSU to another ACC title in the inaugural ACC Championship game with a 27-22 win over Virginia Tech in Jacksonville which propelled FSU into the FedEx Orange Bowl against Penn State. The game was Bowden's 24th consecutive bowl, as he coached against longtime friend Joe Paterno in an epic triple OT loss.

2006

Bowden was inducted into the College Football Hall of Fame. The Seminoles made their longest road trip in school history, venturing 2,600 miles to San Francisco for the Emerald Bowl where they beat UCLA. The game marked FSU's 25th straight bowl appearance and the win extended Bowden's winning-season streak to 30.

2007




Bowden earned his 31st consecutive winning season with a 7-6 record and made a Music City Bowl appearance. Bowden reached another milestone in his decorated career when he earned his 300th win at Florida State in a 24-16 victory over Maryland.

2008

Bowden coached his 'Noles to a 9-3 record, No. 21 national ranking and a tie for 1st in the ACC Atlantic Division. FSU concluded the season with a win over Wisconsin in the Champs Sports Bowl and touted the nation's longest bowl streak at 27 straight. In FSU's win over Colorado in Jacksonville, Bowden recorded his 500th game as a head coach.

2009


On December 1st, Bowden announced that the bowl game would be his last as head coach of Florida State. He was carried off the field in his final game as his Seminoles defeated West Virginia, the school he coached prior to coming to FSU, in the Gator Bowl.



SEMINOLE TRADITION

FSU Fight Song

While the "war chant" has become familiar at FSU games, the Florida State fight song still remains the definitive sound of Seminole sports. FSU's band became the Marching Chiefs in 1950 and with that came the fight song. Tommy Wright, a member of the faculty in the School of Music, was perturbed that the Seminoles had been using "On Wisconsin" and the "Notre Dame Victory March" so he introduced the song in the Sewanee game, setting to music a poem by FSU Alumni Doug Alley.



History of the Garnet and Gold

Florida State's school colors of garnet and gold date back to the Florida State College championship football teams of 1904 and 1905. In those championship seasons, FSC donned purple and gold uniforms. When Florida State College became Florida Female College in 1905, the football team was forced to attend the University of Florida. The following year the FFC student body selected crimson as the official school color of 1905. The administration in 1905 took crimson and combined it with the recognizable purple of the championship football teams to achieve the color garnet. The now-famous garnet and gold colors were first used on an FSU uniform in a 14-6 loss to Stetson on Oct. 18, 1947.

Osceola & Renegade

Perhaps the most spectacular tradition in all of college football occurs in Doak Campbell Stadium when Osceola charges down the field riding an Appaloosa horse named Renegade and plants a flaming spear at midfield to begin every home game. The tradition was born on Sept. 16, 1978 against Oklahoma State when a student led the team from the tunnel riding a horse. Since the beginning of the FSU tradition, three different horses and 10 different riders have actually appeared at a game. However, there have been a total of 16 horses trained in the Renegade program. The original Osceola and Renegade were Jim Kidder and Reo. In 2003, local businessman Bill Durham, who had trained the riders and horses for 20 years, passed the honor and responsibility to his son Allen, who was a former rider in the 1990s. The clothing and rigging that Osceola and Renegade use were designed and approved by the Seminole Indian Tribe of Florida.

War Chant

Florida State's "war chant" appears to have begun with a random occurrence that took place during a 1984 game against Auburn. In the 1960s, the Marching Chiefs would chant the melody of a popular FSU cheer. In a sense, that chant was the long version of FSU's current "war chant." During a thrilling game with Auburn in 1984, the Marching Chiefs began to perform the dormant melody. Some students behind the band joined in and continued the "war chant" portion after the band had ceased.


phenomenon. Of course, the Marching Chiefs refined the chant, plus put their own special brand of accompaniment to the "war chant," for the sound we hear today. Atlanta Braves fans took up their version of the song and chant when former FSU star Deion Sanders came to the plate as an outfielder. The Kansas City Chiefs first heard it when the Northwest Missouri State band, directed by 1969 FSU graduate Al Sergel, performed the chant while the players were warming up for a game against San Diego.

Six Feet Under

Florida State's sod cemetery holds chunks of the field from great Seminole road wins. See the complete list on page 11 of this guide.

Sealed Lockers

The retirement (or permanent sealing) of lockers in the Florida State locker room began after Deion Sanders' senior season in 1988. The criterion for locker retirement allows only the dressing area of a two-time consensus All-American and/or Heisman



Trophy winners to be retired. Ron Simmons (1979-80), Sanders (1987-88), Marvin Jones (1991-92), Derrick Brooks (1993-94), Sebastian Janikowski (1998-99), Peter Warrick (1998-99) and Alex Barron (2003-04) have had their lockers sealed as two-time consensus All-Americans while Heisman Trophy winners Charlie Ward (1993) and Chris Weinke (2000) have had their lockers forever retired. The lockers are encased in glass with the player's final home uniform and gear intact right down to the sweat bands.

Most agree the chant came from the fraternity section, but many spirited Seminole fans added the hand motion to symbolize the brandishing of a tomahawk. The chant continued among the student body during the 1985 season, and by the 1986 season, it was a stadium-wide

Producing The NFL's Top Players

In August of 2006 the Wall Street Journal published the findings of what the paper labeled "The Dow Jones College-Football Success Index". The study sought a different way to determine the success of college football programs by determining how many of a school's alumni made it to the NFL and how effective those players were once they made it to the National Football League. Florida State not only finished No. 1 in their index but the Seminoles blew away the field. FSU finished ahead of its nearest competitor by 11 percent, causing the paper to exclaim, "No contest."

Goal Posts Salute Peterson


The Bill Peterson era as head football coach at FSU was a time of great offensive innovation and of many firsts for the upstart Seminole program, including the first Seminole coach to beat the Gators at Florida Field, coaching the program's first All-American in Fred Biletnikoff and recruiting James Thomas, the first African American player to ever play football at FSU. A tradition of the Peterson era was to enter the field through the goal posts. As a tribute to the players and coaches of the Peterson era and their many firsts, "H" style goal posts were added to the field at Doak Campbell Stadium prior to the 2002 season and will forever be referred to as "Pete's Posts."

Scholarships In '51

It was not until 1951 that Florida State began to grant athletic scholarships and the move put added pressure on the program to win. FSU left the Dixie Conference and petitioned for membership in the Atlantic Coast Conference and the Southeastern Conference but were rebuffed. Interestingly, it was the University of Florida that sponsored FSU for admission to the SEC.

Seminoles First To Score Two

The late Vic Prinzi, who is a member of the Florida State Hall of Fame and was the color commentator for the radio network until his death in 1997, was the first college player ever to score a two-point conversion. On Sept. 13, 1958, the Seminoles took the season-opening drive of the Tennessee Tech game in for a touchdown and Prinzi, playing quarterback, ran in the two-point conversion to beat the other national games by just minutes.




Football Since 1902 Actually

Florida State College actually played football during the 1902-1904 school years and played it well. The first game in 1902 was a 5-0 win

over South Georgia Military on Nov. 21 when touchdowns were worth five points. The NCAA nor the governing body at the time recognizes the early games for FSC, although the school won the state championship in 1904. The 1904 season included a 23-0 win over Florida in Lake City, Fla. The school then became the Florida State College for Women and would remain one of the nation's top all-female institutions until the large number of returning veterans from World War II triggered the state system to open Florida State University to men in 1946. The school resumed football in 1947, taking on Stetson in its first game.

Three Different Helmets

For one season in 1962 the Florida State Seminoles took the field with three different helmets. Coach Bill Peterson's three-team system featured the two-way Chiefs, the defensive Renegades and the offensive Warriors with each group wearing a different helmet. By 1963 the Seminoles were back to just one helmet, an all-gold version which once again lasted just one season as the word "State" was added in 1964.



Tomahawks Can Be Won and Lost

Florida State's coaching staff and academic staff award tomahawks to individual players for great plays or contributions on the field and in the classroom. Players may get a tomahawk for a crucial play, a touchdown, a saving tackle or various other achievements on the field. In 1997 the Seminoles began receiving tomahawks for outstanding academic achievements as well. They look identical except the word academics runs down the handle of the tomahawk. What many fans don't know is that Florida State players can actually lose tomahawks as well. Poor performance on the field or in the classroom can cause a player to be stripped of the coveted decals.

Seminole Athletics Touts Two Rhodes Scholars

In 2008, Seminole football's Myron Rolle became the second Seminole student-athlete to earn a Rhodes Scholarship - one of the oldest and most prestigious awards for international study. It was the first time in nearly 25 years they awarded the scholarship to a prominent college football player. Track's Garrett Johnson earned the distinction in 2006.

Bowden, Ward And Simmons - College Football Hall Of Famers

Former head coach Bobby Bowden and Heisman Trophy-winning quarterback Charlie Ward were inducted into the College Football Hall of Fame in 2006. The 2006 class included 13 All-America players and two legendary coaches. Florida State University was the only school with two inductees. The College Football Hall of Fame 2006 Class was inducted at the 49th Annual Awards Dinner at the Waldorf-Astoria in New York City and was officially enshrined at the Hall in South Bend, Ind. during ceremonies held in the summer of 2007. A sixth Seminole made the Hall when nose guard Ron Simmons was elected in 2008.

Doak Campbell Seats 82,300

The football home for the Seminoles since 1950, Doak Campbell Stadium was named after the popular Florida State president who was instrumental in the development of intercollegiate athletics at the new university. In order to help finance the stadium, a five-year season ticket was offered for \$50 and FSU players helped paint the stadium at \$1 per hour. The stadium was built at a cost of \$250,000 in 1950. Today, Doak Campbell Stadium holds 82,300 fans.

Brooks On Board Of Trustees

Derrick Brooks established himself as one of the greatest players in school history during his career at Florida State. He also made a name for himself academically as a first team Academic All-American in 1994 and a winner of an NCAA Postgraduate Scholarship. He has also established himself as one of the finest players in the NFL and led the Tampa Bay Buccaneers to a Super Bowl victory in 2002. Brooks is currently in his seventh year as a member of Florida State's Board of Trustees having been named to the board in 2003.

Special Landmarks: "Unconquered"

Dedicated on Oct.10, 2003, Fritz White's bronze statue "Unconquered" was designed to capture the indomitable spirit of the Seminole people and those who have adopted that spirit as a symbol for their university. The massive structure, including its granite-covered pedestal base, stands approximately 31 feet in the air and depicts a spear-brandishing Seminole astride a rearing horse. At sunset the night before each home game, the spear is ignited and burns until sunrise on the next morning after the game. George Langford's endowment of the project for up to \$1 million helped make the statue a reality. Fifty-one artists were then considered before White eventually saw the statue dedicated 10 years after the concept was inspired by attorney and FSU graduate Stephen Reilly's trip to South Bend, Ind. for an FSU football game.

Bowden In Bronze

Former head coach Bobby Bowden is bigger than life in front of the Moore Athletics Center at Florida State as a bronze statue of his likeness was unveiled in a ceremony on Sept. 24, 2004. The statue is one-and-a-half life-size of Bowden and was sculpted by Tallahassee artist Stanley Proctor. The artist has also created a smaller piece of artwork, measuring just over 12 inches high, featuring Bowden and Doak Campbell Stadium.

Sportsmanship Statue

Between Gates B and C of Doak Campbell Stadium stands the one ton, 15-foot tall Sportsmanship Statue given in honor of Pappy Strum by his daughter Margaret Strum Allesee, who is an FSU graduate and former Seminole cheerleader. The enduring symbol of the most important aspect of athletic competition was sculpted by FSU alumnus and accomplished artist Edward Jonas.

13 National Championships

Florida State's women's programs were brought to national prominence in the early 1980s when the Seminoles earned five national championships in four sports within a four-year period. The golf program earned the AIAW championship in 1981 while the softball team had back-to-back AIAW titles in 1981 and 1982. The women's track and field program ran away with the 1984 NCAA Outdoor and 1985 NCAA Indoor Championships. Florida State's other national titles include men's gymnastics in 1950-51 and again in 1951-52. The men's volleyball team won the national championship in 1955 and 1957, while football claimed a championship in 1993 and 1999. The men's track and field team took home the 2006 and 2007 national outdoor titles and nearly added another, finishing second in the nation in 2009.



PASSING

Individual Records

Most Passes Attempted

Game: 67, Danny Kanell vs. Virginia, Nov. 2, 1995
 Season: 469, Drew Weatherford, 2005
 Career: 1,107, Chris Weinke, 1997-2000

Most Yards Per Attempt

Game: (Min. 15 atts.) - 15.5 (482-31), Peter Tom Willis vs. Memphis State, Nov. 18, 1989
 Season: (Min. 100 atts.) - 9.7 (4,167-431), Chris Weinke, 2000
 Career: (Min. 300 atts.) - 8.9 (9,839-1,107), Chris Weinke, 1997-2000

Most Yards Per Completion

Game: (Min. 15 atts.) - 25.0 (325-13), Casey Weldon vs. Florida, Dec. 1, 1990
 Season: (Min. 100 atts.) - 17.1 (2,487-145), Chris Weinke, 1998
 Career: (Min. 300 atts.) - 15.14 (9,839-650), Chris Weinke, 1997-2000

Most Touchdown Passes

Game: 6, Peter Tom Willis vs. Memphis State, Nov. 18, 1989, Chris Weinke vs. Maryland, Nov. 13, 1999
 Season: 33, Chris Weinke, 2000
 Career: 79, Chris Weinke, 1997-2000

Consecutive Games With A Touchdown Pass

Career: 16, Chris Weinke, 1997-2000

Highest Completion Percentage

Game: (Min. 15 atts.) - 87.5 (28-32), Danny Kanell vs. NC State, Sept. 16, 1995
 Season: (Min. 100 atts.) - 69.5 (264-380), Charlie Ward, 1993
 Career: (Min. 300 atts.) - 62.3 (473-759), Charlie Ward, 1989-93

Highest Passing Efficiency Rating

Season: (Min. 10 atts./game) - 163.09, Chris Weinke, 2000
 Career: (Min. 15 cmp./game) - 151.15, Chris Weinke, 1997-2000

Longest Pass

Game: 98, Chris Weinke to Marvin Minnis, Nov. 4, 2000
 98, Christian Ponder to Rod Owens, Oct. 22, 2009

Most 200-Yard Games

Season: 11, Chris Weinke, 2000
 Career: 34, Chris Weinke, 1997-2000

Consecutive 200-Yard Games

Career: 20, Chris Weinke, 1997-2000

Most 300-Yard Games

Season: 7, Danny Kanell, 1995, Chris Weinke, 2000
 Career: 13, Chris Weinke, 1997-00

Consecutive 300-Yard Games

Season: 3, by several players
 Career: 3, Kim Hammond, 1967; Peter Tom Willis, 1989; Danny Kanell, 1995; Chris Weinke, 2000; Chris Rix, 2001

Consecutive Passes Without An Interception

Season: (Min. 100 atts.) - 270, Drew Weatherford, 2007
 Career: (Min. 100 atts.) - 270, Drew Weatherford, 2007

Lowest Interception Percentage

Season: (Min. 100 atts.) - .0094 (3-318), Drew Weatherford, 2007
 Career: (Min. 300 atts.) - .0289 (32-1107), Chris Weinke, 1997-2000

Most Interceptions Thrown

Game: 6, Chris Weinke vs. NC State, Sept. 12, 1998
 Season: 23, Gary Huff, 1972
 Career: 42, Gary Huff, 1970-72

Longest Runs

TD Run: 55, D'Vontery Richardson vs. Chattanooga, Sept. 13, 2008
 Non-TD Run: 52, D'Vontery Richardson vs. Western Carolina, Sept. 6, 2008

Longest TD Passes

- 98 yards, Chris Weinke to Snoop Minnis vs. Clemson, 2000
- 98 yards, Christian Ponder to Rod Owens vs. North Carolina, 2009
- 96 yards, Jimmy Jordan to Kurt Unglaub vs. Virginia Tech, 1976
- 95 yards, Jimmy Black to Rudy Thomas vs. Southern Miss, 1976
- 93 yards, Chip Ferguson to Lawrence Dawsey vs. Southern Miss, 1988
- 91 yards, Jimmy Black to Kurt Unglaub vs. N. Texas State, 1976
- 88 yards, Casey Weldon to Amp Lee vs. Tulane, 1989
- 88 yards, Gary Huff to Barry Smith vs. Kansas, 1971
- 86 yards, Charlie Ward to Tamarick Vanover vs. Virginia, 1993
- 86 yards, Gary Pajcic to Ron Sellers vs. Wake Forest, 1966
- 84 yards, Chris Weinke to Ron Dugans vs. Duke, 1999
- 83 yards, Blair Williams to Dennis McKinnon vs. S. Carolina, 1982
- 82 yards, Gary Pajcic to Ron Sellers vs. Maryland, 1968

Single-Game Yards

1.	Chris Weinke	Duke	2000	536
2.	Chris Weinke	Clemson	2000	521
3.	Bill Cappelman	Memphis State	1969	508
4.	Chris Weinke	Miami	2000	496
5.	Peter Tom Willis	Memphis State	1989	482
6.	Thad Busby	NC State	1997	463
7.	Danny Kanell	Virginia	1995	454
8.	Charlie Ward	Florida	1993	446
9.	Chris Weinke	Georgia Tech	2000	443
10.	Bill Cappelman	South Carolina	1968	437
11.	Danny Kanell	Maryland	1994	427
12.	Peter Tom Willis	Nebraska (Fiesta Bowl)	1990	422
13.	Gary Huff	Houston	1972	409
14.	Thad Busby	Georgia Tech	1997	399
15.	Charlie Ward	Maryland	1992	395
16.	Christian Ponder	North Carolina	2009	395
17.	Chris Rix	Colorado	2003	394
18.	Thad Busby	Wake Forest	1997	390
19.	Drew Weatherford	Virginia	2005	377
20.	Danny McManus	Nebraska (Fiesta Bowl)	1988	375
21.	Gary Huff	Virginia Tech	1971	374

Season Yards

1.	Chris Weinke	2000	4167
2.	Thad Busby	1997	3317
3.	Drew Weatherford	2005	3208
4.	Peter Tom Willis	1989	3124
5.	Chris Rix	2003	3107
6.	Chris Weinke	1999	3103
7.	Charlie Ward	1993	3032
8.	Danny Kanell	1995	2957
9.	Gary Huff	1972	2893
10.	Danny Kanell	1994	2781
11.	Gary Huff	1971	2736
12.	Chris Rix	2001	2734
13.	Christian Ponder	2009	2717
14.	Charlie Ward	1992	2647
15.	Casey Weldon	1991	2527
16.	Chris Weinke	1998	2487
17.	Bill Cappelman	1969	2467
18.	Bill Cappelman	1968	2410
19.	Drew Weatherford	2006	2154
20.	Drew Weatherford	2007	2049
21.	Christian Ponder	2008	2006

Career Yards

1.	Chris Weinke	(97-00)	9839
2.	Chris Rix	(01-04)	8390
3.	Drew Weatherford	(05-08)	7567
4.	Gary Huff	(70-72)	6378
5.	Danny Kanell	(92-95)	6372
6.	Thad Busby	(94-97)	5916

7.	Charlie Ward	(89-93)	5747
8.	Bill Cappelman	(67-69)	4904
9.	Christian Ponder	(07-09)	4828
10.	Casey Weldon	(88-91)	4628
11.	Peter Tom Willis	(86-89)	4291
12.	Jimmy Jordan	(76-79)	4144
13.	Chip Ferguson	(85-88)	3846
14.	Wally Woodham	(75, 77-79)	3550
15.	Kelly Lowrey	(80-83)	3469
16.	Steve Tensi	(62-64)	3394

Single-Game Completions

1.	Danny Kanell	Georgia Tech	1995	41
2.	Danny Kanell	Florida	1994	40
3.	Charlie Ward	Florida	1993	38
4.	Chris Weinke	Duke	2000	37
5.	Kim Hammond	Penn State (Gator Bowl)	1967	37
6.	Drew Weatherford	Virginia	2005	35
7.	Drew Weatherford	Duke	2007	35
8.	Christian Ponder	North Carolina	2009	33
9.	Drew Weatherford	Boston College	2006	32
10.	Chris Weinke	BYU	2000	32
11.	Danny Kanell	Virginia	1995	32
12.	Charlie Ward	Notre Dame	1993	31
13.	Bill Cappelman	Memphis State	1969	31
14.	Drew Weatherford	Troy	2006	30
15.	Thad Busby	Georgia Tech	1997	30
16.	Chris Rix	Colorado	2003	30
17.	Chris Weinke	Miami	2000	29
18.	Drew Weatherford	Boston College	2007	29
19.	Christian Ponder	Boston College	2009	29
20.	Adrian McPherson	Wake Forest	2002	28
21.	Danny Kanell	NC State	1995	28
22.	Danny Kanell	Wake Forest	1995	28
23.	Danny McManus	Nebraska (Fiesta Bowl)	1988	28
24.	Kelly Lowrey	East Carolina	1983	28
25.	Gary Pajcic	Virginia Tech	1966	28

Season Completions

1.	Drew Weatherford	2005	469	276
2.	Chris Weinke	2000	431	266
3.	Charlie Ward	1993	380	264
4.	Danny Kanell	1995	402	257
5.	Thad Busby	1997	390	235
6.	Chris Weinke	1999	377	232
7.	Danny Kanell	1994	380	227
8.	Christian Ponder	2009	330	227
9.	Chris Rix	2003	382	216
10.	Peter Tom Willis	1989	346	211
11.	Gary Huff	1972	385	206
12.	Charlie Ward	1992	365	204
13.	Casey Weldon	1991	313	169
14.	Gary Huff	1971	327	184
15.	Bill Cappelman	1969	344	183
16.	Drew Weatherford	2007	318	181
17.	Drew Weatherford	2006	318	177
18.	Christian Ponder	2008	318	177
19.	Chris Rix	2001	286	165
20.	Chris Weinke	1998	286	145
21.	Wyatt Sexton	2004	252	139

Career Completions

1.	Chris Weinke	(97-00)	1107	650
2.	Drew Weatherford	(05-08)	1128	644
3.	Chris Rix	(01-04)	1042	575
4.	Danny Kanell	(92-95)	851	529
5.	Charlie Ward	(89-93)	759	473
6.	Gary Huff	(70-72)	796	436
7.	Thad Busby	(94-97)	715	421
8.	Christian Ponder	(07-09)	666	412
9.	Bill Cappelman	(67-69)	636	349
10.	Casey Weldon	(88-91)	545	323
11.	Peter Tom Willis	(86-89)	500	304
12.	Jimmy Jordan	(76-79)	595	298
13.	Chip Ferguson	(85-88)	496	281
14.	Wally Woodham	(75, 77-79)	476	273
15.	Kelly Lowrey	(80-83)	464	252
16.	Steve Tensi	(62-64)	472	252
17.	Rick Stockstill	(77-81)	447	250
18.	Danny McManus	(83-87)	455	248
19.	Kim Hammond	(64-67)	351	196
20.	Gary Pajcic	(66-66)	384	195
21.	Christian Ponder	(07-06)	336	185

Season TD Passes

1. Chris Weinke.....	2000	33
2. Danny Kanell.....	1995	32
3. Charlie Ward.....	1993	27
4. Chris Weinke.....	1999	25
Thad Busby.....	1997	25
Gary Huff.....	1972	25
Bill Cappelman.....	1968	25
8. Chris Rix.....	2001	24
9. Gary Huff.....	1971	23
10. Chris Rix.....	2003	23
11. Charlie Ward.....	1992	22
Casey Weldon.....	1991	22
13. Peter Tom Willis.....	1989	20
14. Chris Weinke.....	1998	19
15. Drew Weatherford.....	2005	18
16. Danny Kanell.....	1994	17
17. Thad Busby.....	1996	16
Chip Ferguson.....	1988	16
19. Rick Stockstill.....	1980	15
Kim Hammond.....	1967	15

Career TD Passes

1. Chris Weinke.....	(97-00)	79
2. Chris Rix.....	(01-04)	63
3. Danny Kanell.....	(92-95)	57
4. Gary Huff.....	(70-72)	52
5. Charlie Ward.....	(89-93)	49
6. Thad Busby.....	(94-97)	46
7. Casey Weldon.....	(88-91)	41
8. Jimmy Jordan.....	(76-79)	39
Bill Cappelman.....	(67-69)	39
10. Drew Weatherford.....	(04-07)	37
11. Chip Ferguson.....	(85-88)	34
12. Peter Tom Willis.....	(86-89)	33
13. Christian Ponder.....	(07-09)	29
14. Steve Tensi.....	(62-64)	28
15. Rick Stockstill.....	(77, 79-81)	26
16. Danny McManus.....	(84-87)	25
17. Kelly Lowrey.....	(79-83)	24
18. Wally Woodham.....	(75-79)	22
19. Xavier Lee.....	(04-07)	20
20. Kim Hammond.....	(64-67)	19
21. Nelson Italiano.....	(50-52)	16
Blair Williams.....	(79-82)	16
Eric Thomas.....	(81-85)	16

Attempts in a game

1. Danny Kanell.....	Virginia	1995	67
2. Drew Weatherford.....	Virginia	2005	59
3. Chris Weinke.....	Miami	2000	58
Gary Huff.....	Florida	1972	58
5. Danny Kanell.....	Florida	1994	53
Charlie Ward.....	Florida	1993	53
Kim Hammond.....	Penn State (Gator Bowl)	1967	53
Gary Pajcic.....	Virginia Tech	1966	53
9. Chris Weinke.....	Oklahoma (Orange Bowl)	2001	51
Danny Kanell.....	Georgia Tech	1995	51
Casey Weldon.....	Florida	1991	51
Danny McManus.....	Nebraska (Fiesta Bowl)	1988	51
Gary Huff.....	Houston	1972	51
14. Chris Weinke.....	BYU	2000	50
Charlie Ward.....	Notre Dame	1993	50
Bill Cappelman.....	Memphis State	1969	50
17. Chris Weinke.....	Clemson	1999	49
18. Drew Weatherford.....	Kentucky (Music City)	2007	48
Drew Weatherford.....	Boston College	2006	48
Danny Kanell.....	Virginia	1994	48

Consecutive 300-Yard Games

Christian Ponder.....	2009	3
Chris Rix.....	2001	3
Chris Weinke.....	2000	3
Danny Kanell.....	1995	3
Peter Tom Willis.....	1989	3
Kim Hammond.....	1967	3
Chris Weinke.....	1999	2
Thad Busby.....	1997	2
Danny Kanell.....	1994	2
Charlie Ward.....	1993	2
Peter Tom Willis.....	1989	2
Gary Huff.....	1971	2
Bill Cappelman.....	1968	2
Chris Weinke.....	1998	2
Chris Rix.....	2003	2
Drew Weatherford.....	2005	2
Drew Weatherford.....	2007	2

Career 300-Yard Games

Chris Weinke.....	1997-00	13
Danny Kanell.....	1992-95	10
Chris Rix.....	2001-04	9
Drew Weatherford.....	2005-07	9
Thad Busby.....	1993-97	8
Gary Huff.....	1970-72	7
Charlie Ward.....	1989-93	6
Peter Tom Willis.....	1986-89	6

Bill Cappelman.....	1967-69	5
Kim Hammond.....	1966-67	4
Christian Ponder.....	2007-09	4
Casey Weldon.....	1988-93	2

Rushing Yards in A Season

1. Charlie Ward (1992).....	504	6
2. Ken McLean (1948).....	463	7
3. Nelson Italiano (1950).....	424	5
4. Christian Ponder (2008).....	423	4
5. Bobby Renn (1957).....	417	4

Year-By-Year Passing Leaders

YEAR	NAME	ATT	COMP	INT	YDS	TD
1955	Len Swantic	73	37	5	576	2
1956	Lee Corso	59	32	5	369	5
1957	Bobby Renn	54	23	4	263	2
1958	Vic Prinz	71	40	5	480	7
1959	Joe Majors	168	90	7	1063	7
1960	Ed Trancygier	97	38	10	552	6
1961	Eddie Feely	83	48	3	471	4
1962	Steve Tensi	121	60	2	796	6
1963	Steve Tensi	147	71	9	915	9
1964	Steve Tensi	204	121	10	1681	14
1965	Ed Pritchett	247	110	14	1225	5
1966	Gary Pajcic	232	125	9	1590	8
1967	Kim Hammond	241	140	10	1991	15
1968	Bill Cappelman	287	162	11	2410	25
1969	Bill Cappelman	344	183	18	2467	14
1970	Tommy Warren	190	97	10	1594	11
1971	Gary Huff	327	184	16	2736	23
1972	Gary Huff	385	206	23	2893	25
1973	Billy Sexton	128	51	12	754	4
1974	Ron Coppers	145	78	7	817	2
1975	Clyde Walker	203	117	8	1619	10
1976	Jimmy Black	179	104	9	1535	9
1977	Wally Woodham	154	94	9	1270	8
1978	Jimmy Jordan	199	108	9	1427	14
1979	Jimmy Jordan	180	87	14	1173	13
1980	Rick Stockstill	201	121	8	1377	15
1981	Rick Stockstill	238	122	14	1356	11
1982	Kelly Lowrey	217	113	8	1671	11
1983	Kelly Lowrey	233	131	12	1720	12
1984	Eric Thomas	161	78	4	1218	14
1985	Chip Ferguson	130	70	8	990	11
1986	Danny McManus	112	65	2	872	7
1987	Danny McManus	264	138	9	1964	14
1988	Chip Ferguson	194	122	11	1714	16
1989	Peter Tom Willis	346	211	9	3124	20
1990	Casey Weldon	182	112	4	1600	12
1991	Casey Weldon	313	189	8	2527	22
1992	Charlie Ward	365	204	17	2647	22
1993	Charlie Ward	380	264	4	3032	27
1994	Danny Kanell	380	227	13	2781	17
1995	Danny Kanell	402	257	13	2957	32
1996	Thad Busby	243	134	12	1866	16
1997	Thad Busby	390	235	10	3317	25
1998	Chris Weinke	286	145	10	2487	19
1999	Chris Weinke	377	232	14	3103	25
2000	Chris Weinke	431	266	11	4167	33
2001	Chris Rix	286	165	13	2734	24
2002	Chris Rix	225	118	7	1684	13
2003	Chris Rix	382	216	13	3107	23
2004	Wyatt Sexton	252	139	8	1661	8
2005	Drew Weatherford	469	276	18	3208	18
2006	Drew Weatherford	318	177	11	2154	12
2007	Drew Weatherford	318	181	3	2049	9
2008	Christian Ponder	318	177	13	2006	14
2009	Christian Ponder	330	227	7	2717	14

All-Time 300-Yard Passing Games

536	Chris Weinke.....	Duke	2000
521	Chris Weinke.....	Clemson	2000
508	Bill Cappelman.....	Memphis State	1969
496	Chris Weinke.....	Miami	2000
482	Peter Tom Willis.....	Memphis State	1989
463	Thad Busby.....	NC State	1997
454	Danny Kanell.....	Virginia	1995
446	Charlie Ward.....	Florida	1993
443	Chris Weinke.....	Georgia Tech	2000
437	Bill Cappelman.....	South Carolina	1968
427	Danny Kanell.....	Maryland	1994
422	Peter Tom Willis.....	Nebraska	1990
421	Danny Kanell.....	Florida	1994
409	Gary Huff.....	Houston	1972
399	Thad Busby.....	Georgia Tech	1997
395	Christian Ponder.....	North Carolina	2009
395	Charlie Ward.....	Maryland	1992
394	Chris Rix.....	Colorado	2003
394	Danny Kanell.....	Duke	1994
390	Thad Busby.....	Wake Forest	1997
377	Drew Weatherford.....	Virginia	2005
375	Danny McManus.....	Nebraska	1988
374	Gary Huff.....	Virginia Tech	1971
372	Bill Cappelman.....	Tulsa	1969
369	Chris Rix.....	Clemson	2001
369	Kim Hammond.....	Mississippi State	1967

366	Gary Huff.....	South Carolina	1971
365	Bill Cappelman.....	Wake Forest	1968
362	Peter Tom Willis.....	South Carolina	1989
362	Kim Hammond.....	Penn State	1967
359	Christian Ponder.....	Georgia Tech	2009
357	Eric Thomas.....	Auburn	1984
354	Chris Weinke.....	Wake Forest	1999
354	Drew Weatherford.....	Boston College	2007
353	Chris Weinke.....	Florida	2000
351	Drew Weatherford.....	Wake Forest	2005
351	Jimmy Black.....	Southern Miss.	1976
351	Bill Cappelman.....	Houston	1968
350	Chris Rix.....	Maryland	2001
347	Casey Weldon.....	Syracuse	1991
347	Gary Huff.....	Arizona State	1971
346	Danny Kanell.....	Maryland	1995
345	Chris Rix.....	Wake Forest	2001
342	Drew Weatherford.....	The Citadel	2005
342	Danny Kanell.....	Wake Forest	1995
341	Danny Kanell.....	Maryland	1993
340	Christian Ponder.....	Boston College	2009
339	Chris Rix.....	Wake Forest	2003
339	Drew Weatherford.....	Duke	2007
338	Chris Weinke.....	North Carolina	1998
338	Peter Tom Willis.....	Virginia Tech	1989
338	Chip Ferguson.....	Oklahoma State	1985
336	Drew Weatherford.....	Troy	2006
334	Thad Busby.....	Ohio State	1998
332	Chris Weinke.....	Miami	1999
332	Thad Busby.....	Clemson	1997
332	Drew Weatherford.....	Duke	2007
331	Charlie Ward.....	Florida	1992
330	Danny Kanell.....	Virginia	1994
329	Chris Weinke.....	Virginia Tech	2000
329	Gary Huff.....	Miami	1972
327	Chris Rix.....	Notre Dame	2003
326	Drew Weatherford.....	Boston College	2006
326	Chris Rix.....	Virginia Tech	2001
325	Drew Weatherford.....	UCLA	2006
325	Casey Weldon.....	Florida	1990
325	Gary Huff.....	Florida	1972
324	Christian Ponder.....	Jacksonville State	2009
324	Chris Weinke.....	Wake Forest	2000
324	Peter Tom Willis.....	Tulane	1989
322	Charlie Ward.....	Virginia	1993
322	Kelly Lowrey.....	East Carolina	1983
319	Peter Tom Willis.....	Florida	1989
318	Chris Weinke.....	BYU	2000
317	Charlie Ward.....	Clemson	1993
316	Chris Weinke.....	Miami	1998
316	Thad Busby.....	Virginia	1996
314	Kim Hammond.....	Virginia Tech	1967
313	Joe Majors.....	Tampa	1959
312	Jimmy Jordan.....	LSU	1979
312	Gary Pajcic.....	Virginia Tech	1966
310	Danny Kanell.....	NC State	1995
308	Thad Busby.....	Maryland	1997
305	Casey Weldon.....	Florida	1991
304	Chris Weinke.....	Maryland	1999
304	Thad Busby.....	Clemson	1996
303	Charlie Ward.....	North Carolina	1993
303	Steve Tensi.....	Oklahoma	1965
302	Chris Rix.....	NC State	2001
302	Chris Weinke.....	Clemson	1998
302	Thad Busby.....	Southern Mississippi	1996
302	Danny Kanell.....	Georgia Tech	1995
302	Kim Hammond.....	Memphis State	1967
301	Peter Tom Willis.....	LSU	1989
300	Gary Huff.....	Kansas	1971

Team Records

Single-Game

Most Passes Attempted.....	69	vs. Virginia 11/2/95
Most Passes Attempted Both Teams.....	109	vs. Maryland 11/18/95
Most Passes Completed.....	40	vs. Florida, 11/26/94
Most Passes Completed Both Teams.....	81	vs. Maryland 11/18/95
Highest Percentage Completed.....	82.5 (33-40)	vs. North Carolina (Min. 20 atts.) 10/22/09
Most Interceptions Thrown.....	7	vs. S Carolina 11/10/84
Most Yards Gained.....	536	vs. Duke 10/14/00
Most Yards Gained Both Teams.....	876	vs. Maryland 11/18/95
Touchdown Passes.....	7	vs. NC State 9/16/95

Single-Season

Most Passes Attempted.....	526	2005
Most Passes Completed.....	327	1993
Highest Average Per Attempt.....	8.91	1989 (3,448-387)
Highest Average Per Completion.....	16.3	1984 (1,938-119)
Most Yards.....	4,608	2000
Most Yards Per Game.....	384.0	2000 (4,608-12)
Highest Completion Percentage.....	82.5	2009 (33-40)
Most TD Passes.....	37	1993
Highest Passing Efficiency.....	163.73	2000

300-Yard Passing by Player

Chris Weinke (14):

536 Yds.Duke, 2000
521 Yds.Clemson, 2000
496 Yds.Miami, 2000
443 Yds.Georgia Tech, 2000
354 Yds.Wake Forest, 1999
353 Yds.Florida, 2000
338 Yds.North Carolina, 1996
332 Yds.Miami, 1999
329 Yds.Virginia Tech, 2000
324 Yds.Wake Forest, 2000
318 Yds.BYU, 2000
316 Yds.Miami, 1998
304 Yds.Maryland, 1999
302 Yds.Clemson, 1998

Danny Kanell (10):

454 Yds.Virginia, 1995
427 Yds.Maryland, 1994
421 Yds.Florida, 1994
394 Yds.Duke, 1994
346 Yds.Maryland, 1995
342 Yds.Wake Forest, 1995
341 Yds.Maryland, 1993
330 Yds.Virginia, 1994
310 Yds.NC State, 1995
302 Yds.Georgia Tech, 1995

Thad Busby (9):

463 Yds.NC State, 1997
399 Yds.Georgia Tech, 1997
390 Yds.Wake Forest, 1997
334 Yds.Ohio State, 1998
332 Yds.Clemson, 1997
316 Yds.Virginia, 1996
308 Yds.Maryland, 1997
304 Yds.Clemson, 1996
302 Yds.Southern Miss, 1996

Chris Rix (9):

394 Yds.Colorado, 2003
369 Yds.Clemson, 2001
350 Yds.Maryland, 2001
345 Yds.Wake Forest, 2001
339 Yds.Wake Forest, 2003
327 Yds.Notre Dame, 2003
326 Yds.Virginia Tech, 2001
305 Yds.NC State, 2001
302 Yds.NC State, 2001

Drew Weatherford (9):

377 Yds.Virginia, 2005
354 Yds.Boston College, 2007
351 Yds.Wake Forest, 2005
342 Yds.The Citadel, 2005
339 Yds.Duke, 2007
336 Yds.Troy, 2006

332 Yds.UAB, 2007
326 Yds.Boston College, 2006
325 Yds.UCLA, 2006

Gary Huff (7):

409 Yds.Houston, 1972
374 Yds.Virginia Tech, 1971
366 Yds.South Carolina, 1971
347 Yds.Arizona State, 1971
329 Yds.Miami, 1972
325 Yds.Florida, 1972
300 Yds.Kansas, 1971

Peter Tom Willis (7):

482 Yds.Memphis St., 1989
422 Yds.Nebraska, 1990
362 Yds.South Carolina, 1989
338 Yds.Virginia Tech, 1989
324 Yds.Tulane, 1989
319 Yds.Florida, 1989
301 Yds.LSU, 1989

Charlie Ward (6):

446 Yds.Florida, 1993
395 Yds.Maryland, 1992
331 Yds.Florida, 1992
322 Yds.Virginia, 1993
317 Yds.Clemson, 1993
303 Yds.North Carolina, 1993

Bill Cappleman (5):

508 Yds.Memphis State, 1969
437 Yds.South Carolina, 1968
372 Yds.Tulsa, 1969
365 Yds.Wake Forest, 1968
351 Yds.Houston, 1968

Kim Hammond (4):

369 Yds.Mississippi State, 1967
362 Yds.Penn State, 1967
314 Yds.Virginia Tech, 1967
302 Yds.Memphis State, 1967

Christian Ponder (4):


395 Yds.North Carolina, 2009
359 Yds.Georgia Tech, 2009
340 Yds.Boston College, 2009
324 Yds.Jacksonville State, 2009

Casey Weldon (3):

347 Yds.Syracuse, 1991
325 Yds.Florida, 1990
305 Yds.Florida, 1991

Eric Thomas (1):

357 Yds.Auburn, 1984
----------	-------------------



STARTING QB RECORDS (since 1980)

By Wins				
Chris Weinke	(97-00)	32-3	.914	
Chris Rix	(01-04)	28-11	.718	
Charlie Ward	(89-93)	22-2	.917	
Thad Busby	(96-97)	21-2	.913	
Danny Kanell	(92-95)	21-3-1	.860	
Drew Weatherford	(05-07)	20-13	.606	
Danny McManus	(83-87)	19-3	.864	
Casey Weldon	(88-91)	16-2	.889	
Rick Stockstill	(77, 79-81)	15-5	.750	
Christian Ponder	(08-09)	13-9	.591	
Kelly Lowery	(79-83)	12-6	.667	
Peter Tom Willis	(86-89)	11-2	.846	
Eric Thomas	(81-85)	10-1-1	.875	

By Percentage				
Charlie Ward	(89-93)	22-2	.917	
Chris Weinke	(97-00)	32-3	.914	
Thad Busby	(96-97)	21-2	.913	
Casey Weldon	(88-91)	16-2	.889	
Danny Kanell	(92-95)	21-3	.875	
Eric Thomas	(81-85)	10-1-1	.875	
Danny McManus	(83-87)	19-3	.864	
Peter Tom Willis	(86-89)	11-2	.846	
Rick Stockstill	(77, 79-81)	15-5	.750	
Chris Rix	(01-04)	28-11	.718	
Kelly Lowery	(79-83)	12-6	.667	
Drew Weatherford	(05-07)	20-13	.606	
Christian Ponder	(08-09)	13-9	.591	

(minimum 10 wins)

SEASON RECORDS

Most Attempts

1.526 in 2005
2.469 in 1993
3.465 in 1995
4.441 in 1994
5.440 in 1997
6.439 in 2006
7.438 in 2003
8.437 in 2009
9.423 in 1999
10.419 in 2002
11.402 in 2004

Most Completions

1.327 in 1993
2.303 in 2005
3.297 in 1995
4.296 in 2009
5.290 in 2000
6.264 in 1994
7.262 in 1997
8.250 in 1999
9.249 in 2003
10.239 in 2006
11.234 in 1991

Highest Completion Percentage

1.69.7 in 1993
2.67.7 in 2009
3.63.9 in 1995
4.63.8 in 1990
5.61.8 in 2000
6.60.0 in 1991
7.59.9 in 1994
8.59.5 in 1997
9.59.5 in 1999
10.58.4 in 1989
11.58.2 in 2005

Most Times Intercepted


1.23 in 1972
2.21 in 1973
21 in 1967
21 in 1954
5.19 in 2005
6.18 in 1998
18 in 1994
18 in 1988
18 in 1981
10.17 in 1992
17 in 1999

Most Yards

1.4608 in 2000
2.3909 in 1993
3.3740 in 1997
4.3674 in 2005
5.3616 in 1995
6.3534 in 2009
7.3505 in 2003
8.3448 in 1989
9.3332 in 1999
10.3234 in 1994
11.3114 in 1991

Most Yards Per Game

1.384.0 in 2000
2.340.0 in 1997
3.328.7 in 1995
4.325.8 in 1993
5.313.5 in 1989
6.294.0 in 1994
7.284.4 in 1968
8.282.6 in 2005
9.282.1 in 1999
10.271.8 in 2009



RUSHING

Longest TD Runs

1.	97 yards, Larry Key vs. Virginia Tech.....	1976
2.	95 yards, Sammie Smith vs. Furman.....	1987
3.	88 yards, Sean Jackson vs. Wake Forest.....	1992
4.	87 yards, Travis Minor vs. Virginia.....	1997
5.	85 yards, Rock Preston vs. Duke.....	1995
6.	83 yards, Sammie Smith vs. East Carolina.....	1987
7.	82 yards, Davy Ford vs. Clemson.....	2000
8.	81 yards, Greg Allen vs. Arizona State.....	1984
10.	80 yards, Antone Smith vs. Duke.....	2006
80 yards, Warrick Dunn vs. Miami.....	1996	
80 yards, Phil Spooner vs. Houston.....	1965	
13.	78 yards, Buck Metts vs. Stetson.....	1964
14.	77 yards, Jessie Hester vs. Miami.....	1984
15.	74 yards, Bobby McKinnon vs. Memphis State.....	1973

Longest Non-TD Runs

1.	84 yards, Clyde Allen vs. Maryland.....	1992
2.	78 yards, LeRoy Butler vs. Clemson.....	1988
3.	76 yards, Roy Thompson vs. Stetson.....	1951
4.	74 yards, Dexter Carter vs. Memphis State.....	1987
5.	66 yards, Greg Allen vs. Louisiana State.....	1981
6.	65 yards, Dennis McKinnon vs. West Virginia.....	1982
6.	Wayne Giardino vs. Oklahoma (Gator Bowl).....	1965
8.	64 yards, Greg Jones vs. Clemson.....	2002
64 yards, Sammie Smith vs. Miami.....	1987	
Nelson Italiano vs. Troy State.....	1951	
11.	63 yards, Lawrence Dawsey vs. Memphis State.....	1990

Single-Game Yards

1.	Greg Allen.....	Western Carolina.....	1981	322
2.	Sammie Smith.....	East Carolina.....	1987	244
3.	Greg Allen.....	Arizona State.....	1984	223
4.	Sammie Smith.....	Tulane.....	1988	212
4.	Victor Floyd.....	South Carolina.....	1985	212
6.	Sammie Smith.....	Indiana (All-American Bowl).....	1986	205
7.	Greg Allen.....	Louisiana State.....	1981	202
8.	Greg Allen.....	Louisiana State.....	1983	201
8.	Tony Smith.....	Oklahoma State.....	1982	201
10.	Leon Washington.....	West Virginia.....	2004	195
11.	Greg Jones.....	Miami.....	2002	189
11.	Sammie Smith.....	Miami.....	1987	189
13.	Sam Platt.....	Memphis State.....	1980	188
14.	Jermaine Thomas.....	NC State.....	2009	186
14.	Warrick Dunn.....	Florida.....	1996	185
16.	Warrick Dunn.....	Miami.....	1995	184
17.	Warrick Dunn.....	Clemson.....	1995	180
18.	Warrick Dunn.....	Georgia Tech.....	1994	174
19.	Greg Jones.....	Virginia.....	2002	173
19.	Greg Allen.....	Louisville.....	1982	173
21.	Larry Key.....	Auburn.....	1977	170

Season Yards

1.	Warrick Dunn, 1995.....	166	1242
2.	Sammie Smith, 1987.....	172	1230
3.	Warrick Dunn, 1996.....	189	1180
4.	Greg Allen, 1983.....	200	1134
5.	Warrick Dunn, 1994.....	152	1026
6.	Larry Key, 1977.....	239	1117
7.	Mark Lyles, 1979.....	225	1011
8.	Leon Washington, 2004.....	132	988
9.	Sam Platt, 1980.....	224	983
10.	Amp Lee, 1991.....	186	977
11.	Greg Allen, 1984.....	133	971
12.	Lorenzo Booker, 2004.....	173	948
13.	Hodges Mitchell, 1972.....	192	944
14.	Greg Jones, 2002.....	161	938

Career Yards

1.	Warrick Dunn (93-96).....	575	3959
2.	Greg Allen (81-84).....	624	3769
3.	Travis Minor (97-00).....	664	3218
4.	Larry Key (74-77).....	625	2953
5.	Sammie Smith (85-88).....	411	2539
6.	Greg Jones (00-03).....	480	2535
7.	Lorenzo Booker (03-06).....	477	2389
8.	Antone Smith (05-08).....	493	2255
9.	Mark Lyles (76-79).....	515	2218
10.	Sean Jackson (90-93).....	347	2133
11.	Amp Lee (89-91).....	405	2092
12.	Leon Washington (01-05).....	369	2078
13.	Dexter Carter (86-89).....	327	1788
14.	Lorenzo Booker (02-06).....	354	1773
15.	Tom Bailey (68-70).....	381	1714

Season Rushing Touchdowns

1.	Greg Allen, 1982.....	20
2.	Amp Lee, 1990.....	16
3.	Dayne Williams, 1987.....	15
3.	Antone Smith, 1008.....	15
5.	Warrick Dunn, 1995.....	13
5.	Greg Allen, 1983.....	13
7.	Warrick Dunn, 1996.....	12
7.	Pooh Bear Williams, 1995.....	12
9.	Zack Crockett, 1994.....	11
9.	Amp Lee, 1991.....	11
11.	William Floyd, 1992.....	9
11.	Rock Preston, 1994.....	9
11.	Travis Minor, 1997.....	9
15.	Jermaine Thomas, 2009.....	9
15.	Greg Jones, 2002.....	8
15.	Dexter Carter, 1989.....	8
15.	Greg Allen, 1984.....	8
15.	Greg Allen, 1983.....	8
15.	Kelly Lowrey, 1983.....	8
15.	Mark Lyles, 1979.....	8
15.	Jim Mankins, 1966.....	8

Career Rushing Touchdowns

1.	Greg Allen (81-84).....	44
2.	Warrick Dunn (93-96).....	37
3.	Amp Lee (89-91).....	30
4.	Travis Minor (97-00).....	28
5.	Antone Smith (05-08).....	26
6.	Dayne Williams (86-88).....	24
7.	Greg Jones (00-03).....	23
8.	Mark Lyles (76-79).....	20
9.	Rock Preston (94-96).....	17
9.	Pooh Bear Williams (93, 95-96).....	17
9.	Dexter Carter (86-89).....	17
12.	William McCray (97-01).....	16
12.	William Floyd (91-93).....	16
14.	Lorenzo Booker (03-06).....	15
14.	Sammie Smith (86-88).....	15
16.	Bill Moremen (65-67).....	14

True Freshman Rushing Leaders - Single Season

1.	Greg Allen (1981).....	888
2.	Roosevelt Snipes (1983).....	629
3.	Travis Minor (1997).....	623
4.	Larry Key (1974).....	602
5.	Warrick Dunn (1993).....	511

Year-By-Year Rushing Leaders

Year	Name	No	Yds	Avg	TD
1955	Lee Corso	111	431	3.9	3
1956	Bobby Renn	105	596	5.7	2
1957	Fred Pickard	86	463	5.4	2
1958	Fred Pickard	122	615	5.0	4
1959	Fred Pickard	131	481	3.7	4
1960	Bud Whitehead	81	293	3.6	2
1961	Keith Kindermann	81	385	4.8	1
1962	Gene Roberts	75	299	4.0	0
1963	Dave Snyder	107	500	4.7	3
1964	Phil Spooner	136	515	3.8	5
1965	Jim Mankins	85	325	3.8	1
1966	Bill Moremen	123	480	3.9	7
1967	Bill Moremen	94	439	4.7	5
1968	Tom Bailey	116	570	4.9	2
1969	Tom Bailey	144	630	4.4	2
1970	Tom Bailey	121	514	4.2	2
1971	Paul Magalski	106	516	4.9	3
1972	Hodges Mitchell	192	944	4.9	3
1973	Hodges Mitchell	171	669	3.9	2
1974	Larry Key	123	602	4.9	3
1975	Leon Bright	162	675	4.2	3
1976	Larry Key	144	712	4.9	4
1977	Larry Key	239	1117	4.7	3
1978	Homes Johnson	183	817	4.5	4
1979	Mark Lyles	225	1011	4.5	8
1980	Sam Platt	224	983	4.4	6
1981	Greg Allen	139	888	6.4	3
1982	Ricky Williams	134	857	6.4	3
1983	Greg Allen	200	1134	5.7	13
1984	Greg Allen	133	971	7.3	8
1985	Tony Smith	111	678	6.1	4
1986	Victor Floyd	129	654	5.1	6
1987	Sammie Smith	172	1230	7.1	7
1988	Sammie Smith	108	577	5.3	4
1989	Dexter Carter	131	684	5.2	8
1990	Amp Lee	158	825	5.2	16
1991	Amp Lee	186	1177	5.3	11

1992	Tiger McMillon	116	579	5.0	3
1993	Sean Jackson	134	825	6.2	5
1994	Warrick Dunn	152	1026	6.8	8
1995	Warrick Dunn	166	1242	7.5	13
1996	Warrick Dunn	189	1180	6.2	12
1997	Travis Minor	112	623	5.6	9
1998	Travis Minor	191	857	4.5	7
1999	Travis Minor	180	815	4.5	7
2000	Travis Minor	181	923	5.1	5
2001	Greg Jones	134	713	5.3	6
2002	Greg Jones	161	938	5.8	8
2003	Greg Jones	144	618	4.3	7
2004	Leon Washington	138	951	6.9	7
2005	Lorenzo Booker	119	552	4.6	4
2006	Lorenzo Booker	143	616	4.3	4
2007	Antone Smith	192	819	4.3	3
2008	Antone Smith	177	792	4.5	15
2009	Jermaine Thomas	163	892	5.1	9

All-Time 100-Yard Rushing Games

322	Greg Allen	W Carolina	1981
244	Sammie Smith	East Carolina	1987
223	Greg Allen	Arizona State	1984
212	Sammie Smith	Tulane	1988
212	Victor Floyd	South Carolina	1985
205	Sammie Smith	Indiana	1986
202	Greg Allen	LSU	1981
201	Tony Smith	Oklahoma State	1985
201	Greg Allen	LSU	1983
195	Leon Washington	West Virginia	2004
189	Greg Jones	Miami	2002
189	Sammie Smith	Miami	1987
188	Sam Platt	Memphis State	1980
186	Jermaine Thomas	NC State	2009
185	Warrick Dunn	Florida	1996
184	Warrick Dunn	Miami	1995
180	Warrick Dunn	Clemson	1995
176	Sammie Smith	Furman	1987
174	Warrick Dunn	Georgia Tech	1994
173	Greg Jones	Virginia	2002
173	Greg Allen	Louisville	1982
170	Larry Key	Auburn	1977
165	Greg Jones	Clemson	2002
165	Rock Preston	Notre Dame	1994
164	Leon Washington	Syracuse	2004
163	Warrick Dunn	Miami	1996
163	Warrick Dunn	Notre Dame	1994
163	Keith Ross	South Carolina	1985
162	Warrick Dunn	Wake Forest	1994
161	Buddy Strauss	Mississippi College	1949
160	Greg Jones	Clemson	2001
158	Chris Parker	East Carolina	1988
156	Antone Smith	Kentucky	2007
157	Travis Minor	Virginia	1997
155	Mike Davison	Tulsa	1972
154	Antone Smith	Colorado	2008
154	Greg Allen	East Carolina	1983
154	Larry Key	Virginia Tech	1976
153	Leon Washington	North Carolina	2004
152	Homes Johnson	Virginia Tech	1978
152	Mike Sellers	Sal Ross State	1951
151	Roosevelt Snipes	South Carolina	1984
151	Roosevelt Snipes	UT-Chattanooga	1984
151	Mark Lyles	Florida	1979
150	Bobby Renn	Abilene Christian	1957
149	Jermaine Thomas	Wake Forest	2009
149	Art Munroe	Southern Miss	1971
147	Amp Lee	Florida	1990
147	Tony Smith	Tulsa	1985
146	Antone Smith	Duke	2007
146	Travis Minor	Miami	1999
146	Travis Minor	Texas A&M	1998
146	Ken MacLean	Cumberland	1948
145	Greg Allen	Louisville	1983
144	Christian Ponder	Miami	2008
143	Warrick Dunn	North Carolina	1995
143	Greg Allen	Memphis State	1984
143	Larry Key	Florida	1977
142	Travis Minor	Florida	1997
142	Dexter Carter	Miami	1989
142	Sammie Smith	Southern Miss	1987
142	Victor Floyd	Louisville	1987
142	Mark Lyles	Cincinnati	1979
142	Phil Spooner	Houston	1965
142	Keith Kinderman	Richmond	1961
141	Bobby Fivash	Tampa	1953
140	Ricky Williams	Louisville	1982

138	Tiger McMillon	Virginia	1992
138	Leon Bright	Utah State	1975
138	Hodges Mitchell	Virginia Tech	1972
137	Antone Smith	Rice	2006
135	Dexter Carter	Memphis State	1987
135	Greg Allen	Temple	1984
135	Ricky Williams	Notre Dame	1981
135	Homes Johnson	Syracuse	1978
134	Leon Washington	Florida	2002
133	Preston Parker	Maryland	2007
133	Jeff Chaney	Maryland	1998
133	Warrick Dunn	Clemson	1994
133	Greg Allen	Kansas	1984
133	Fred Pickard	Tennessee	1958
133	Roy Thompson	Wofford	1951
132	Tony Smith	Kansas	1985
132	Mark Lyles	South Carolina	1979
132	Buddy Strauss	Wofford	1950
131	Warrick Dunn	Virginia	1996
131	Hodges Mitchell	Mississippi State	1972
131	Tom Bailey	Mississippi State	1969
130	Jermaine Thomas	Georgia Tech	2008
130	Lorenzo Booker	Duke	2004
130	Travis Minor	Virginia	1998
130	Sam Platt	East Carolina	1980
130	Hodges Mitchell	Kansas	1972
130	Bobby Renn	Furman	1958
130	Mike Sellers	Howard	1950
129	Travis Minor	NC State	2000
128	Travis Minor	North Carolina	1997
127	Travis Minor	Florida	1998
127	Chris Parker	Louisiana Tech	1988
127	Larry Key	Oklahoma State	1977
126	Rock Preston	Duke	1995
126	Larry Green	Memphis State	1967
125	Greg Allen	Cincinnati	1983
125	Phil Spooner	Oklahoma	1965
124	Warrick Dunn	Duke	1995
124	Larry Key	Memphis State	1974
124	Bobby Renn	Villanova	1956
123	Lorenzo Booker	Virginia	2004
123	Zack Crockett	Maryland	1994
123	Sam Platt	Pittsburgh	1980
123	Michael Whiting	Florida	1979
123	Larry Key	Alabama	1974
122	Nick Maddox	Georgia Tech	2002
122	Nick Maddox	Wake Forest	2002
122	Travis Minor	Georgia Tech	1999
122	Warrick Dunn	NC State	1994
122	Amp Lee	Michigan	1991
122	Wyatt Parrish	Troy State	1949
121	Jermaine Thomas	West Virginia	2009
121	Leon Washington	NC State	2003
121	Warrick Dunn	Georgia Tech	1996
121	Warrick Dunn	Florida	1995
121	Warrick Dunn	North Carolina	1994
121	Roosevelt Snipes	Cincinnati	1983
120	Greg Jones	Virginia Tech	2001
120	Travis Minor	Louisville	2000
120	Larry Key	Kansas State	1977
119	Jermaine Thomas	Clemson	2009
119	Sean Jackson	South Carolina	1990
119	Sean Jackson	Texas A&M	1990
119	Dexter Carter	Virginia Tech	1988
119	Sammie Smith	Louisville	1987
119	Bobby Renn	Furman	1956
118	Dexter Carter	So Mississippi	1989
118	Mark Lyles	Louisville	1979
117	Hodges Mitchell	South Carolina	1972
117	Larry Brinkley	Virginia Tech	1963
116	Sean Jackson	Wake Forest	1993
116	Sammie Smith	Florida	1987
116	Sammie Smith	Florida	1986
115	Lorenzo Booker	Rice	2006
115	Sammie Smith	Auburn	1989
115	Victor Floyd	South Carolina	1986
115	Greg Allen	Tulane	1983
114	Antone Smith	Miami	2007
114	Tony Smith	Western Carolina	1985
114	Cletis Jones	Kansas	1984
114	Tom Bailey	Miami	1970
113	Greg Jones	Iowa State	2002
113	Greg Allen	East Carolina	1984
113	Sam Platt	Tulsa	1980
113	Paul Magalski	Tulsa	1971
113	Tom Bailey	South Carolina	1969
113	Tom Bailey	Virginia Tech	1969
113	Bill Gunter	South Carolina	1967
112	Lorenzo Booker	Clemson	2005

112	Travis Minor	North Carolina	2000
112	Warrick Dunn	Wake Forest	1995
112	Amp Lee	Tulane	1991
112	Amp Lee	LSU	1991
112	Sean Jackson	Georgia Southern	1990
111	Charlie Ward	Maryland	1992
111	Dexter Carter	Florida	1987
111	Sammie Smith	Tulane	1987
111	Greg Allen	Tulane	1984
111	Cletis Jones	UT-Chattanooga	1984
111	Paul Magalski	South Carolina	1969
111	Jim Mankins	Texas Tech	1966
111	Buck Metts	VMI	1953
111	Wyatt Parrish	Cumberland	1948
110	Amp Lee	Auburn	1989
110	Victor Floyd	Louisville	1986
110	Ricky Williams	Florida	1982
110	Larry Key	Memphis State	1977
110	Mike Sellers	Randolph-Macon	1950
110	Nelson Italiano	Newberry College	1950
109	Warrick Dunn	Maryland	1996
109	Sammie Smith	Florida	1988
109	Roosevelt Snipes	Louisville	1983
109	Greg Allen	Miami	1981
109	Ricky Williams	Boston College	1980
109	Stan Dobosz	Furman	1952
108	Warrick Dunn	NC State	1996
108	Roosevelt Snipes	Florida	1984
108	Sam Platt	Virginia Tech	1980
108	Jeff Leggett	Auburn	1976
108	Lee Corso	NC State	1956
108	Mike Sellers	Tampa	1950
107	Greg Jones	Virginia	2001
107	Sean Jackson	Duke	1993
107	Amp Lee	Virginia Tech	1991
107	Sam Platt	Louisville	1980
107	Lee Corso	Villanova	1955
106	Greg Jones	Maryland	2002
106	Amp Lee	Syracuse	1991
106	Roosevelt Snipes	South Carolina	1983
106	Michael Whiting	Western Carolina	1981
105	Larry Key	Clemson	1975
105	Leon Bright	Miami	1974
105	Tom Bailey	Wake Forest	1968
105	Fred Pickard	Virginia Tech	1957
104	Leon Washington	UAB	2004
104	Warrick Dunn	Maryland	1994
104	Greg Allen	Ohio State	1982
104	Larry Key	Houston	1975
104	Paul Magalski	Pittsburgh	1971
104	Paul Magalski	Tulsa	1971
104	Lee Corso	Ohio University	1956
104	Bobby Renn	Auburn	1956
103	Clyde Allen	Maryland	1992
103	Keith Ross	Western Carolina	1985
103	Roosevelt Snipes	Auburn	1984
103	Art Munroe	Mississippi State	1969
103	Jim Mankins	Texas Tech	1966
103	Billy Odom	The Citadel	1955
102	Travis Minor	Clemson	2000
102	Travis Minor	Wake Forest	1998
102	Amp Lee	East Carolina	1990
102	Jessie Hester	Miami	1984
102	Leon Bright	Texas Tech	1975
102	Hodges Mitchell	Colorado State	1972
101	Lorenzo Booker	West Virginia	2004
101	Greg Jones	Georgia Tech	2001
101	Khalid Abdullah	Wake Forest	1995

101	Warrick Dunn	NC State	1995
101	Sean Jackson	Nebraska	1993
101	Sean Jackson	NC State	1992
101	Hodges Mitchell	San Diego State	1973
101	Dave Snyder	Furman	1963
101	Keith Kinderman	Georgia	1961
101	Wyatt Parrish	Tampa	1949
100	Travis Minor	Clemson	1999
100	Warrick Dunn	Central Florida	1995
100	Roosevelt Snipes	Auburn	1983
100	Mark Lyles	Pittsburgh	1978
100	Mark Lyles	Florida	1978
100	Mike Davison	Mississippi State	1972
100	Fred Pickard	Tampa	1957
100	Fred Pickard	Georgia	1959
100	Bobby Fiveash	Abilene Christian	1953

Individual Records

Most Rushes

Game: 34, Travis Minor vs. Texas A&M, Aug. 28, 1998
 Season: 239, Larry Key, 1977
 Career: 664, Travis Minor, 1997-2000

Most Yards Gained (Season)

By a Freshman: 888, Greg Allen, 1981
 By a Sophomore: 1,230, Sammie Smith, 1987
 By a Junior: 1,242, Warrick Dunn, 1995
 By a Senior: 1,180, Warrick Dunn, 1996

Consecutive 100-Yard Games

Career: 6, Warrick Dunn, 1995

Most Games Gaining 200 Yards

Season: 2, Greg Allen, 1981
 Career: 4, Greg Allen, 1981-84

Most Games Gaining 300 Yards

Season: 1, Greg Allen, 1981
 Career: 1, Greg Allen, 1981

Highest Average Per Rush

Game: (Min. 10 atts.) - 15.0 (12-180), Warrick Dunn vs. Clemson, Sept. 9, 1995;
 (Min. 20 atts.) - 10.1 (22-223), Greg Allen vs. Arizona State, Nov. 4, 1984
 Season: (Min. 100 atts.) - 7.5 (166-1,242), Warrick Dunn, 1995
 Career: (Min. 200 atts.) - 6.9 (575-3,959), Warrick Dunn, 1993-96

Most Touchdowns Rushing

Game: 4, Antone Smith vs. Miami, Oct. 4, 2008
 4, Greg Allen vs. South Carolina, Nov. 6, 1982 and vs. Louisville, Nov. 13, 1982
 Season: 20, Greg Allen, 1982
 Career: 44, Greg Allen, 1981-84

Longest Rush

Game: 97, Larry Key vs. Virginia Tech, Nov. 11, 1976

Most All-Purpose Yardage

Game: 417, Greg Allen vs. Western Carolina, Oct. 31, 1981
 Season: 1,605, Greg Allen, 1982
 Career: 5,321, Warrick Dunn, 1993-96

Team Records

(Offense)

Single-Game

Most Rushes	81	vs. East Carolina	9/20/80
Most Rushes, Both Teams	120	vs. Oklahoma	9/25/76
Most Yards	479	vs. W Carolina	10/31/81
Most Yards, Both Teams	706	vs. Louisville	11/13/82
Most Touchdowns	7	vs. East Carolina	9/20/80
		vs. Cincinnati	11/10/90

Single-Season

Most Yards	3,021	1984
Most Yards Per Game	274.6	1984 (3,021-11)
Highest Average Per Play	5.8	1995 (2,696-420)
Most Touchdowns	35	1995

100-yards Rushing Games By Player

Warrick Dunn (21):

185 Yds.	Florida, 1996
184 Yds.	Miami, 1995
180 Yds.	Clemson, 1995
174 Yds.	Georgia Tech, 1994
163 Yds.	Miami, 1996
163 Yds.	Notre Dame, 1994
162 Yds.	Wake Forest, 1994
143 Yds.	North Carolina, 1995
133 Yds.	Clemson, 1994
131 Yds.	Virginia, 1996
124 Yds.	Duke, 1995
122 Yds.	NC State, 1994
121 Yds.	Georgia Tech, 1996
121 Yds.	Florida, 1995
121 Yds.	North Carolina, 1994
112 Yds.	Wake Forest, 1995
109 Yds.	Maryland, 1996
108 Yds.	NC State, 1996
104 Yds.	Maryland, 1994
101 Yds.	NC State, 1995
100 Yds.	Central Florida, 1995

Greg Allen (16):

322 Yds.	Western Carolina, 1981
223 Yds.	Arizona State, 1984
202 Yds.	LSU, 1981
201 Yds.	LSU, 1983
173 Yds.	Louisville, 1982
154 Yds.	East Carolina, 1983
145 Yds.	Louisville, 1983
143 Yds.	Memphis State, 1984
135 Yds.	Temple, 1984
133 Yds.	Kansas, 1984
125 Yds.	Cincinnati, 1983
115 Yds.	Tulane, 1983
113 Yds.	East Carolina, 1984
111 Yds.	Tulane, 1984
109 Yds.	Miami, 1981
104 Yds.	Ohio State, 1982

Travis Minor (14):

157 Yds.	Virginia, 1997
146 Yds.	Miami, 1999
146 Yds.	Texas A&M, 1998
142 Yds.	Florida, 1997
130 Yds.	Virginia, 1998
129 Yds.	NC State, 2000
128 Yds.	North Carolina, 1997
127 Yds.	Florida, 1998
122 Yds.	Georgia Tech, 1999
120 Yds.	Louisville, 2000
112 Yds.	North Carolina, 2000
102 Yds.	Clemson, 2000
102 Yds.	Wake Forest, 1998
100 Yds.	Clemson, 1999

Sammie Smith (12):

244 Yds.	East Carolina, 1987
212 Yds.	Tulane, 1988
205 Yds.	Indiana, 1986
189 Yds.	Miami, 1987
176 Yds.	Furman, 1987
142 Yds.	Southern Miss, 1987
119 Yds.	Louisville, 1987
116 Yds.	Florida, 1987
116 Yds.	Florida, 1986
115 Yds.	Auburn, 1989
111 Yds.	Tulane, 1987
109 Yds.	Florida, 1988

Larry Key (10):

170 Yds.	Auburn, 1977
154 Yds.	Virginia Tech, 1976
143 Yds.	Florida, 1977
127 Yds.	Oklahoma State, 1977
124 Yds.	Memphis State, 1974
123 Yds.	Alabama, 1974
120 Yds.	Kansas State, 1977
110 Yds.	Memphis State, 1977
105 Yds.	Clemson, 1975
104 Yds.	Houston, 1975

Greg Jones (9):

189 Yds.	Miami, 2002
173 Yds.	Virginia, 2002
165 Yds.	Clemson, 2002
160 Yds.	Clemson, 2001
120 Yds.	Virginia Tech, 2000
113 Yds.	Iowa State, 2002
107 Yds.	Virginia, 2001
106 Yds.	Maryland, 2002
101 Yds.	Georgia Tech, 2001

Roosevelt Snipes (8):

151 Yds.	South Carolina, 1984
151 Yds.	UT-Chattanooga, 1984
121 Yds.	Cincinnati, 1983
109 Yds.	Louisville, 1983
108 Yds.	Florida, 1984
106 Yds.	South Carolina, 1983
103 Yds.	Auburn, 1984
100 Yds.	Auburn, 1983

Amp Lee (8):

147 Yds.	Florida, 1990
122 Yds.	Michigan, 1991
112 Yds.	Tulane, 1991
112 Yds.	LSU, 1991
110 Yds.	Auburn, 1989
107 Yds.	Georgia Tech, 1991
106 Yds.	Syracuse, 1991
102 Yds.	East Carolina, 1990

Sam Platt (6):

188 Yds.	Memphis State, 1980
130 Yds.	East Carolina, 1980
123 Yds.	Pittsburgh, 1980
113 Yds.	Tulsa, 1980
108 Yds.	Virginia Tech, 1980
107 Yds.	Louisville, 1980

Leon Washington (6):

195 Yds.	West Virginia, 2004
164 Yds.	Syracuse, 2004
153 Yds.	North Carolina, 2004
134 Yds.	Florida, 2002
121 Yds.	NC State, 2003
104 Yds.	UAB, 2004

Mark Lyles (6):

151 Yds.	Florida, 1979
142 Yds.	Cincinnati, 1979
132 Yds.	South Carolina, 1979
118 Yds.	Louisville, 1979
100 Yds.	Pittsburgh, 1978
100 Yds.	Florida, 1978

Lorenzo Booker (5):

130 Yds.	Duke, 2004
123 Yds.	Virginia, 2004
115 Yds.	Rice, 2006
112 Yds.	Clemson, 2005
101 Yds.	West Virginia, 2004

Bobby Renn (5):

150 Yds.	Abilene Christian, 1957
130 Yds.	Furman, 1958
124 Yds.	Villanova, 1956
119 Yds.	Furman, 1956
104 Yds.	Auburn, 1956

Antone Smith (5):


156 Yds.	Kentucky, 2007
154 Yds.	Colorado, 2008
146 Yds.	Duke, 2007
137 Yds.	Rice, 2006
114 Yds.	Miami, 2007

Jermaine Thomas (5):

186 Yds.	NC State, 2009
149 Yds.	Wake Forest, 2009
130 Yds.	Georgia Tech, 2008
121 Yds.	West Virginia, 2009
119 Yds.	Clemson, 2009



Warrick Dunn



Greg Allen

Season Records

First Downs Rushing

1.	152 in 1987
2.	149 in 1993
3.	146 in 1984
4.	143 in 2002
5.	140 in 1983
6.	137 in 1980
7.	135 in 1991
8.	122 in 1992
9.	118 in 1985
	118 in 2009
11.	117 in 1981

Most Rushing Plays

1.	603 in 1980
2.	571 in 1984
3.	562 in 2002
4.	530 in 1987
5.	519 in 1975
6.	518 in 1983
7.	515 in 1998
	515 in 1953
9.	507 in 1991
	507 in 1979

Rushing Yards Per Play

1.	5.80 in 1995
2.	5.69 in 1985
3.	5.67 in 1993
4.	5.65 in 1987
5.	5.29 in 1984

6.	5.06 in 1990
7.	5.00 in 1994
	5.00 in 1988
9.	4.95 in 1949
10.	4.90 in 1982

Most Yards Rushing

1.	3021 in 1984
2.	2995 in 1987
3.	2667 in 1993
4.	2618 in 2002
5.	2552 in 1983
6.	2451 in 1995
7.	2393 in 1994
8.	2369 in 1985
9.	2339 in 1982
10.	2328 in 2008

Most Yards Rushing Per Game

1.	274.6 in 1984
2.	272.3 in 1987
3.	259.5 in 1991
4.	229.3 in 1983
5.	225.9 in 1950
6.	222.8 in 1995
7.	222.3 in 1993
8.	219.4 in 1949
9.	215.4 in 1985
10.	214.2 in 1953

RECEIVING

Single-Game Receptions

1.	Ron Sellers	South Carolina	1968	16
2.	Ron Sellers	Wake Forest	1968	14
	Ron Sellers	1968	14	
	Ron Sellers	Penn State	1967	14
		(Gator Bowl)		
5.	Lawrence Dawsey	Miami	1990	13
	Kent Gaydos	Houston	1969	13
	Ron Sellers	Memphis State	1968	13
	Ron Sellers	Alabama	1967	13
	Ron Sellers	Virginia Tech	1966	13
	Fred Biletnikoff	Oklahoma	1965	13
		(Gator Bowl)		

Season Receptions

1.	Ron Sellers, 1968	86
2.	Kez McCorvey, 1993	74
3.	Peter Warrick, 1999	71
	Andre Cooper, 1995	71
5.	Ron Sellers, 1967	70
6.	Barry Smith, 1972	69
7.	Anquan Boldin, 2002	65
	Lawrence Dawsey, 1990	65
9.	Snoop Minnis, 2000	63
10.	Preston Parker, 2007	62
	Rhett Dawson, 1971	62
12.	Peter Warrick, 1998	61
	Rod Owens, 2009	61
14.	E.G. Green, 1995	60
	Bert Reed, 2009	60
16.	Kez McCorvey, 1994	59
17.	Fred Biletnikoff, 1964	57
18.	Ron Sellers, 1966	56
19.	De'Cody Fagg, 2007	54
	E.G. Green, 1997	54
	Rhett Dawson, 1970	54
22.	Chauncey Stovall, 2004	53
	Peter Warrick, 1997	53

Career Receptions

1.	Ron Sellers (66-68)	212
2.	Peter Warrick (96-99)	207
3.	Kez McCorvey (91-94)	189
4.	E.G. Green (94-97)	166
5.	Greg Carr (05-08)	148
6.	Chris Davis (03-06)	137
7.	Mike Shumann (73-75, 77)	134
8.	De'Cody Fagg (04-07)	132
	Andre Cooper (93-96)	132
	Warrick Dunn (93-96)	132
11.	Lawrence Dawsey (87-90)	128
	Rhett Dawson (69-71)	128
13.	Craphonso Thorpe (01-04)	123
14.	Barry Smith (70-72)	119
15.	Anquan Boldin (99-02)	118
16.	Snoop Minnis (97-00)	115
17.	Lorenzo Booker (02-06)	114
18.	Jessie Hester (81-84)	107
19.	Travis Minor (97-00)	106
20.	Ron Dugans (96-99)	105

Single Game Receiving Yards

1.	Ron Sellers	Wake Forest	1968	260
2.	Ron Sellers	South Carolina	1968	259
3.	Peter Warrick	Clemson	1997	249
4.	Ron Sellers	Virginia Tech	1967	229
5.	Ron Sellers	Memphis State	1968	218
6.	Craphonso Thorpe	Notre Dame	2003	217
7.	Ron Sellers	1968	214	
8.	Kez McCorvey	Duke	1994	207
9.	Craphonso Thorpe	Colorado	2003	205
10.	Rod Owens	North Carolina	2009	199
11.	Javon Walker	Virginia Tech	2001	195
12.	Fred Biletnikoff	Oklahoma	1965	192
		(Gator Bowl)		
13.	Peter Warrick	Miami	1998	190
14.	Snoop Minnis	Florida	2000	187
15.	E.G. Green	NC State	1997	184
16.	Andre Cooper	Maryland	1995	182
	Fred Biletnikoff	Virginia Tech	1964	182
18.	Chauncey Stovall	Florida	2004	181
19.	Anquan Boldin	Notre Dame	2002	175
20.	Jackie Flowers	Louisiana State	1979	174
21.	Lawrence Dawsey	Florida	1990	172

Season - Catches Per Game

	Games	Catches	PG
1.	Ron Sellers, 1968	10	86
2.	Peter Warrick, 1999	9	71
3.	Ron Sellers, 1967	10	70
4.	Andre Cooper, 1995	11	71
5.	Barry Smith, 1972	11	69
6.	Kez McCorvey, 1993	12	74
7.	Lawrence Dawsey, 1990	11	65
8.	Kez McCorvey, 1994	10	59
9.	Fred Biletnikoff, 1964	10	57
10.	Rhett Dawson, 1971	11	62
11.	Ron Sellers, 1966	10	56
12.	E.G. Green, 1995	11	60
13.	Snoop Minnis, 2000	12	63
14.	Peter Warrick, 1998	12	61
15.	E.G. Green, 1997	11	54
	Rhett Dawson, 1970	11	54

Career - Catches Per Game

	Games	Catches	PG
1.	Ron Sellers (66-68)	30	212
2.	Peter Warrick (96-99)	43	207
3.	Kez McCorvey (91-94)	45	189
4.	Rhett Dawson (69-71)	32	128
5.	Tamarick Vanover (92-93)	22	87
6.	E.G. Green (94-97)	44	166
7.	Barry Smith (70-72)	33	122
8.	Andre Cooper (93-96)	39	132
9.	De'Cody Fagg (04-07)	40	132
10.	Anquan Boldin (00-02)	37	118
11.	Preston Parker (06-08)	33	104
12.	Mike Shumann (73-75, 77)	44	134
13.	Hassan Jones (82-85)	33	98
14.	Greg Carr (05-08)	50	148
15.	Warrick Dunn (93-96)	45	132
16.	Lawrence Dawsey (87-90)	44	128
17.	Chris Davis (03-06)	51	137
18.	Craphonso Thorpe (01-04)	48	123
19.	Jesse Hester (81-84)	42	107
20.	Jackie Flowers (76-79)	43	101

Season Receiving Yards

1.	Ron Sellers, 1968	1496
2.	Snoop Minnis, 2000	1340
3.	Barry Smith, 1972	1243
4.	Peter Warrick, 1998	1232
5.	Ron Sellers, 1967	1228
6.	E.G. Green, 1997	1059
7.	Anquan Boldin, 2002	1011
8.	E.G. Green, 1995	1007
9.	Andre Cooper, 1995	1002
10.	Lawrence Dawsey, 1990	999
11.	Craphonso Thorpe, 2003	994
12.	Fred Biletnikoff, 1964	987
13.	Kez McCorvey, 1993	966
14.	Rhett Dawson, 1970	946
15.	Javon Walker, 2001	944
16.	Peter Warrick, 1999	934
17.	Peter Warrick, 1997	884
18.	Ron Sellers, 1966	874
19.	Kez McCorvey, 1994	870

Career Receiving Yards

1.	Ron Sellers (66-68)	3598
2.	Peter Warrick (96-99)	3517
3.	E.G. Green (94-97)	2920
4.	Kez McCorvey (91-94)	2660
5.	Greg Carr (05-08)	2574
6.	Barry Smith (70-72)	2392
7.	Mike Shumann (73-75, 77)	2306
8.	Craphonso Thorpe (01-04)	2153
9.	Lawrence Dawsey (87-90)	2129
10.	Jessie Hester (81-84)	2100
11.	Snoop Minnis (97-00)	2098
12.	Rhett Dawson (69-71)	1915
13.	Chris Davis (03-06)	1842
14.	Andre Cooper (93-96)	1810
15.	Anquan Boldin (99-02)	1790
16.	Hassan Jones (82-85)	1764
17.	Jackie Flowers (76-79)	1697
18.	De'Cody Fagg (04-07)	1651
19.	Talman Gardner (98-02)	1595
20.	Ronald Lewis (86-88)	1582

Season TD Catches

1.	Andre Cooper, 1995	15
2.	Anquan Boldin, 2002	13
	Barry Smith, 1972	13
4.	Greg Carr, 2006	12
	Peter Warrick, 1998	12
	Ron Sellers, 1968	12
7.	Craphonso Thorpe, 2003	11
	Talman Gardner, 2001	11
	Snoop Minnis, 2000	11
	E.G. Green, 1997	11
	Fred Biletnikoff, 1964	11
12.	Atreus Bell, 2000	10
	E.G. Green, 1995	10
14.	Greg Carr, 2005	9
	Lawrence Dawsey, 1988	9
	Jessie Hester, 1984	9
17.	Talman Gardner, 2002	8
	Peter Warrick, 1999	8
	Peter Warrick, 1997	8
	Terry Anthony, 1989	8
	Terry Anthony, 1988	8
	Ron Sellers, 1967	8

Career TD Catches

1.	Peter Warrick (96-99)	31
2.	E.G. Green (94-97)	29
	Greg Carr (05-08)	29
4.	Barry Smith (70-72)	25
5.	Andre Cooper (93-96)	24
6.	Ron Sellers (66-68)	23
7.	Anquan Boldin (99-02)	21
	Jessie Hester (81-84)	21
9.	Lawrence Dawsey (87-90)	20
10.	Talman Gardner (99-02)	19
11.	Craphonso Thorpe (01-04)	18
12.	Snoop Minnis (99-00)	17
	Terry Anthony (86-89)	17
	Hassan Jones (82-85)	17
15.	Kez McCorvey (91-94)	16
	Mike Shumann (73-75, 77)	16
	Fred Biletnikoff (62-64)	16
18.	Atreus Bell (98-01)	15
	Jackie Flowers (76-79)	15
20.	Chris Davis (02-06)	12
	Warrick Dunn (93-96)	12
	Ronald Lewis (86-88)	12
	Hardis Johnson (79-81)	12
	Rhett Dawson (68-71)	12
	Kent Gaydos (68-71)	12

Consecutive Games Catching a Pass

Career: 38, E.G. Green, 1994-97

Highest Average Per Reception

Game: (Min. 5 rec.) - 34.6 (173-5), Ron Sellers vs. Maryland, Sept. 21, 1968

Season: (Min. 30 rec.) - 21.7 (738-34), Hassan Jones, 1985

Career: (Min. 70 rec.) - 20.1 (2,392-119), Barry Smith, 1970-72

Most TD Passes Caught

Game: 5, Ron Sellers vs. Wake Forest, Nov. 23, 1968

Season: 15, Andre Cooper, 1995

Career: 31, Peter Warrick, 1996-99

Most Yards Gained Per Game

Season: 149.6, Ron Sellers, 1968

Career: 119.9, Ron Sellers, 1966-68

Most 100-Yard Receiving Games

Season: 8, Barry Smith, 1972

Career: 18, Ron Sellers, 1966-68

Most 200-Yard Receiving Games

Season: 4, Ron Sellers, 1968

Career: 5, Ron Sellers, 1966-68

Longest Touchdown Receptions

- 98 yards, Chris Weinke to Snoop Minnis vs. Clemson, 2000
- 98 yards, Christian Ponder to Rod Owens vs. North Carolina, 2009
- 96 yards, Kurt Unglaub to Jimmy Jordan vs. Virginia

- Tech, 1976
3. 95 yards, Rudy Thomas to Jimmy Black vs. Southern Mississippi, 1976
 4. 93 yards, Chip Ferguson to Lawrence Dawsey vs. Southern Mississippi, 1988
 5. 91 yards, Jimmy Black to Kurt Unglaub vs. N Texas State, 1976
 6. 88 yards, Gary Huff to Barry Smith vs. Kansas, 1971
 8. 88 yards, Casey Weldon to Amp Lee vs. Tulane, 1989
 8. 86 yards, Gary Pajcic to Ron Sellers vs. Wake Forest, 1966
 - 86 yards, Charlie Ward to Tamarick Vanover vs. Virginia, 1993
 10. 84 yards, Chris Weinke to Ron Dugans vs. Duke, 1999
 11. 83 yards, Blair Williams to Dennis McKinnon vs. South Carolina, 1982
 12. 82 yards, Gary Pajcic to Ron Sellers vs. Maryland, 1968

Year-By-Year Receiving Leaders

Year	Name	No	Yards	TD
1955	Tom Feanster	18	258	1
1956	Joe Holt	16	140	3
	Ron Schomburger	16	140	0
1957	Bob Nellums	21	217	2
1958	Jack Espenship	18	200	1
1959	Bud Whitehead	31	320	2
1960	Bud Whitehead	23	212	1
1961	Tom Daniel	10	113	0
	Jim Hillabrand	10	66	0
1962	Keith Kindermann	21	275	2
1963	Fred Biletnikoff	24	358	4
1964	Fred Biletnikoff	57	987	11
1965	Max Wettstein	24	365	3
1966	Ron Sellers	56	874	3
1967	Ron Sellers	70	1228	8
1968	Ron Sellers	86	1496	12
1969	Jim Tyson	49	720	4
1970	Rhett Dawson	54	946	5
1971	Rhett Dawson	62	817	7
1972	Barry Smith	69	1243	13
1973	Mike Shumann	21	280	2
1974	Mike Shumann	43	515	3
1975	Mike Shumann	38	730	5
1976	Ed Beckman	37	521	3
1977	Roger Overby	38	626	5
1978	Jackie Flowers	43	757	7
1979	Jackie Flowers	37	622	7
1980	Michael Whiting	25	203	0
1981	Michael Whiting	29	211	2
1982	Tony Johnson	30	500	2
1983	Jessie Hester	31	576	6
	Weegie Thompson	31	502	3
1984	Jessie Hester	42	832	9
1985	Hassan Jones	34	738	5
1986	Herb Gainer	27	441	5
1987	Herb Gainer	30	478	6
1988	Terry Anthony	32	550	8
1989	Lawrence Dawsey	38	683	4
1990	Lawrence Dawsey	65	999	7
1991	Shannon Baker	30	451	4
1992	Tamarick Vanover	42	581	4
1993	Kez McCorvey	74	966	6
1994	Kez McCorvey	59	870	4
1995	Andre Cooper	71	1002	15
1996	E.G. Green	34	662	7
1997	E.G. Green	54	1059	11
1998	Peter Warrick	61	1232	12
1999	Peter Warrick	71	934	8
2000	Snoop Minnis	63	1340	11
2001	Javon Walker	45	944	7
2002	Anquan Boldin	65	1011	13
2003	Craphonso Thorpe	51	994	11
2004	Chauncey Stovall	53	780	6
2005	Chris Davis	51	666	5
2006	Chris Davis	49	684	4
2007	Preston Parker	62	791	3
2008	Preston Parker	40	372	2
2009	Rod Owens	61	729	3

All-Time 100-Yard Receiving Games

260	Ron Sellers	Wake Forest	1968
259	Ron Sellers	South Carolina	1968
249	Peter Warrick	Clemson	1997
229	Ron Sellers	Virginia Tech	1967
218	Ron Sellers	Memphis State	1968
217	Craphonso Thorpe	Notre Dame	2003
214	Ron Sellers	Houston	1968
207	Kez McCorvey	Duke	1994
205	Craphonso Thorpe	Colorado	2003
199	Rod Owens	North Carolina	2009
195	Javon Walker	Virginia Tech	2001

192	Fred Biletnikoff	Oklahoma	1965
190	Peter Warrick	Miami	1998
187	Snoop Minnis	Florida	2000
184	E.G. Green	NC State	1997
182	Andre Cooper	Maryland	1995
182	Fred Biletnikoff	Virginia Tech	1964
181	Chauncey Stovall	Florida	2004
176	E.G. Green	Ohio State	1998
175	Anquan Boldin	Notre Dame	2002
174	Jackie Flowers	LSU	1979
173	Ron Sellers	Maryland	1968
172	Lawrence Dawsey	Florida	1990
170	Fred Biletnikoff	Southern Miss	1964
169	E.G. Green	Virginia	1995
167	Jim Tyson	Mississippi State	1969
166	E.G. Green	Georgia Tech	1997
166	E.G. Green	Maryland	1995
166	Tony Johnson	Southern Miss	1982
165	Jackie Flowers	Houston	1978
165	Barry Smith	Mississippi State	1972
165	Ron Sellers	Alabama	1967
165	Fred Biletnikoff	Miami	1964
163	Peter Warrick	Virginia Tech	2000
163	Snoop Minnis	Clemson	2000
162	Javon Walker	Clemson	2001
161	Rhett Dawson	Virginia Tech	1971
160	Lawrence Dawsey	Miami	1990
160	Ron Sellers	Wyoming	1966
158	Barry Smith	Florida	1972
158	Ron Sellers	Mississippi State	1967
156	E.G. Green	Clemson	1996
156	Jessie Hester	South Carolina	1984
155	Andre Cooper	Duke	1995
154	Lonnie Johnson	Tulane	1981
154	Jessie Hester	South Carolina	1984
153	Barry Smith	vs. Kansas	1972
153	Ron Sellers	Florida	1967
152	Barry Smith	Kansas	1971
151	E.G. Green	Virginia	1997
151	Rhett Dawson	Clemson	1970
149	Ron Sellers	Mississippi State	1968
148	Herb Gainer	Oklahoma State	1985
147	Ron Sellers	Texas Tech	1967
146	Atreus Bell	Miami	2000
146	Barry Smith	Virginia Tech	1972
146	Ron Sellers	Texas A&M	1967
145	Snoop Minnis	Miami	2000
145	E.G. Green	Florida	1997
145	Sam Platt	Navy	1978
145	Ron Sellers	Penn State	1967
143	Jessie Hester	Auburn	1984
143	Barry Smith	Arizona State	1971
142	Peter Warrick	Georgia Tech	1999
141	Ron Dugans	Duke	1999
141	Lawrence Dawsey	Cincinnati	1990
140	Greg Carr	NC State	2007
140	Talman Gardner	Maryland	2001
140	Warrick Dunn	Florida	1993
140	Ronald Lewis	Georgia Southern	1988
140	Rhett Dawson	Virginia Tech	1971
139	Shannon Baker	Syracuse	1991
138	Chauncey Stovall	Duke	2004
138	Kez McCorvey	Notre Dame	1993
138	Jessie Hester	East Carolina	1982
138	Ron Sellers	Virginia Tech	1966
137	Atreus Bell	Oklahoma	2001
137	Snoop Minnis	BYU	2000
137	Warrick Dunn	Southern Mississippi	1996
137	Lawrence Dawsey	Virginia Tech	1990
136	Roger Overby	Cincinnati	1977
136	Ron Sellers	Wake Forest	1966
135	Ron Dugans	Tennessee	1998
134	DeCody Fagg	Duke	2007
134	Peter Warrick	Maryland	1999
134	Peter Warrick	Duke	1997
134	Jackie Flowers	Cincinnati	1978
133	Lawrence Dawsey	Memphis State	1990
132	Chris Davis	Maryland	2006
132	Snoop Minnis	North Carolina	2000
132	Kevin Knox	Virginia Tech	1991
131	Chauncey Stovall	Clemson	2003
131	Snoop Minnis	Virginia	2000
131	Rhett Dawson	Virginia Tech	1970
130	Talman Gardner	Louisville	2002
130	Peter Warrick	NC State	1998
130	Mike Shumann	Iowa State	1975
129	Greg Carr	Wake Forest	2005
129	Tamarick Vanover	Virginia	1993
129	Mike Shumann	Virginia Tech	1975
129	Gary Parris	Houston	1972
128	Herb Gainer	Texas Tech	1987
128	Kurt Unglaub	North Texas	1976
127	Kez McCorvey	Florida	1994

127	Barry Smith	Houston	1972
127	Jim Tyson	Tulsa	1969
126	E.G. Green	Wake Forest	1996
126	Matt Frier	Florida	1993
126	Terry Anthony	Florida	1989
126	Jessie Hester	Tulane	1983
126	Kent Gaydos	Houston	1969
125	Chris Davis	The Citadel	2005
125	Peter Warrick	North Carolina	1998
125	Barry Smith	Tulsa	1971
125	Harry Bringer	Mississippi College	1950
124	Javon Walker	Virginia	2001
124	Roger Overby	Florida	1977
123	Peter Warrick	Virginia	1998
123	Kevin Knox	Florida	1992
123	Harry Bringer	Mississippi College	1950
122	Snoop Minnis	Wake Forest	2000
122	E.G. Green	NC State	1995
122	O'Mar Ellison	Duke	1994
122	Wayne Messam	Maryland	1994
122	Kez McCorvey	Maryland	1993
121	Javon Walker	NC State	2001
121	Peter Warrick	Clemson	1999
121	Peter Warrick	Louisiana Tech	1999
120	Laveranus Coles	North Carolina	1998
120	E.G. Green	Wake Forest	1997
120	Hassan Jones	Florida	1985
119	P.K. Sam	Colorado	2003
119	Peter Warrick	Florida	1998
119	Don Pederson	Memphis State	1969
118	E.G. Green	Maryland	1997
118	Bill Cox	Maryland	1966
117	Lorenzo Booker	UCLA	2006
117	Jessie Hester	Tenn-Chattanooga	1984
117	Jackie Flowers	Memphis State	1979
117	Ron Sellers	Florida	1966
116	Andre Cooper	Virginia	1995
116	Ronald Lewis	South Carolina	1989
116	Jessie Hester	Miami	1984
116	Jackie Flowers	Mississippi State	1978
115	Talman Gardner	Clemson	2001
115	Ron Sellers	Houston	1966
114	Bert Reed	USF	2009
114	Melvin Pearsall	Wake Forest	1997
114	Andre Cooper	NC State	1995
114	Bruce LaSane	South Carolina	1988
114	Mike Barnes	Virginia Tech	1976
114	Fred Biletnikoff	Georgia	1964
113	Preston Parker	Wake Forest	2007
113	DeCody Fagg	The Citadel	2005
113	P.K. Sam	Maryland	2003
113	Phillip Bryant	Kansas	1985
113	Dennis McKinnon	Louisville	1980
113	Ed Beckman	Florida	1976
112	Peter Warrick	USC	1998
112	Kurt Unglaub	Virginia Tech	1976
112	Jim Tyson	Virginia Tech	1968
111	DeCody Fagg	Boston College	2007
111	Javon Walker	Wake Forest	2001
111	Atreus Bell	Clemson	2000
111	Bruce LaSane	Memphis State	1989
111	Mike Shumann	Florida	1977
111	Kent Gaydos	Memphis State	1969
110	Anquan Boldin	Duke	2002
109	Talman Gardner	Maryland	2002
109	Javon Walker	Clemson	2000
109	Lawrence Dawsey	Southern Miss	1988
108	Greg Carr	Wake Forest	2007
108	Anquan Boldin	Miami	2000
108	Mike Shumann	Kansas State	1977
108	Barry Smith	Pittsburgh	1972
108	Barry Smith	Miami	1972
108	Rhett Dawson	Arizona State	1971
108	Don Floyd	Houston	1964
108	Ron Schomburger	VMI	1954
107	Greg Carr	Alabama	2007
107	Greg Carr	Rice	2006
107	Kez McCorvey	Virginia	1994
107	Kez McCorvey	Kansas	1993
107	Tamarick Vanover	Maryland	1992
107	Lawrence Dawsey	Penn State	1990
107	Lawrence Dawsey	Tulane	1989
107	Ronald Lewis	Memphis State	1987
107	Hassan Jones	Kansas	1985
107	Dennis McKinnon	Ohio State	1981
107	Hardis Johnson	Florida	1980
106	Bert Reed	Boston College	2009
106	Peter Warrick	Texas A&M	1998
106	Ronald Lewis	Nebraska	1990
106	Lawrence Dawsey	Clemson	1989
106	Terry Anthony	Louisiana Tech	1988
106	Bill Moremen	Penn State	1967
105	Richard Goodman	Boston College	2009

105	Preston Parker.....	Kentucky.....	2007
105	Lorenzo Booker.....	NC State.....	2006
105	Andre Cooper.....	Wake Forest.....	1994
105	Tamarick Vanover.....	NC State.....	1992
105	Rhett Dawson.....	Memphis State.....	1970
104	Taiwan Easterling.....	Georgia Tech.....	2009
104	Greg Carr.....	The Citadel.....	2005
104	Craphonso Thorpe.....	Virginia.....	2003
104	Anquan Boldin.....	North Carolina.....	2002
104	Atrews Bell.....	Clemson.....	2001
104	Javon Walker.....	UAB.....	2001
104	Jessie Hester.....	Arizona State.....	1984
104	Barry Smith.....	South Carolina.....	1972
104	Gary Parris.....	Houston.....	1971
104	Fred Biletnikoff.....	Kentucky.....	1964

104	Tom Feamster.....	Louisville.....	1954
103	Robert Morgan.....	Maryland.....	2000
103	Peter Warrick.....	North Carolina.....	1999
103	E.G. Green.....	Duke.....	1995
103	Andre Cooper.....	Georgia Tech.....	1995
103	Hassan Jones.....	Western Carolina.....	1985
103	Jessie Hester.....	Auburn.....	1984
103	Jim Thompson.....	East Carolina.....	1983
103	Rhett Dawson.....	Pittsburgh.....	1971
103	Gary Parris.....	Florida.....	1970
103	Tony Romeo.....	Georgia.....	1958
102	Dominic Robinson.....	Florida.....	2003
102	Andre Cooper.....	Virginia.....	1996
102	Herb Gainer.....	Wichita State.....	1986
101	Anquan Boldin.....	Florida.....	2002

101	Terry Anthony.....	LSU.....	1989
101	Hassan Jones.....	Auburn.....	1984
101	Jessie Hester.....	South Carolina.....	1982
101	Barry Smith.....	Pittsburgh.....	1972
101	Kent Gaydos.....	Arizona State.....	1971
101	Ron Sellers.....	South Carolina.....	1967
100	Greg Carr.....	Virginia Tech.....	2008
100	Greg Carr.....	Duke.....	2006
100	Chris Davis.....	Boston College.....	2006
100	Willie Reid.....	Virginia.....	2005
100	Anquan Boldin.....	Georgia Tech.....	2000
100	Shannon Baker.....	Middle Tenn State.....	1991
100	Jackie Flowers.....	Virginia Tech.....	1979
100	Bill Cox.....	Syracuse.....	1966
100	Fred Biletnikoff.....	NC State.....	1964

100-yard receiving games by player

Ron Sellers (19):

260 Yds.....	Wake Forest, 1968
259 Yds.....	South Carolina, 1968
229 Yds.....	Virginia Tech, 1967
218 Yds.....	Memphis State, 1968
214 Yds.....	Houston, 1968
173 Yds.....	Maryland, 1968
165 Yds.....	Alabama, 1967
160 Yds.....	Wyoming, 1966
158 Yds.....	Mississippi State, 1967
153 Yds.....	Florida, 1967
149 Yds.....	Mississippi State, 1968
147 Yds.....	Texas Tech, 1967
146 Yds.....	Texas A&M, 1967
145 Yds.....	Penn State, 1967
138 Yds.....	Virginia Tech, 1966
136 Yds.....	Wake Forest, 1966
117 Yds.....	Florida, 1966
115 Yds.....	Houston, 1966
101 Yds.....	South Carolina, 1967

Peter Warrick (15):

249 Yds.....	Clemson, 1997
190 Yds.....	Miami, 1998
164 Yds.....	Virginia Tech, 2000
142 Yds.....	Georgia Tech, 1999
134 Yds.....	Maryland, 1999
134 Yds.....	Duke, 1997
130 Yds.....	NC State, 1998
125 Yds.....	North Carolina, 1998
123 Yds.....	Virginia, 1998
121 Yds.....	Clemson, 1999
121 Yds.....	Louisiana Tech, 1999
119 Yds.....	Florida, 1998
112 Yds.....	USC, 1998
106 Yds.....	Texas A&M, 1998
103 Yds.....	North Carolina, 1999

E.G. Green (13):

184 Yds.....	NC State, 1997
176 Yds.....	Ohio State, 1998
169 Yds.....	Virginia, 1995
166 Yds.....	Georgia Tech, 1997
166 Yds.....	Maryland, 1995
156 Yds.....	Clemson, 1996
151 Yds.....	Virginia, 1997
145 Yds.....	Florida, 1997
126 Yds.....	Wake Forest, 1996
122 Yds.....	NC State, 1995
120 Yds.....	Wake Forest, 1997
118 Yds.....	Maryland, 1997
103 Yds.....	Duke, 1995

Barry Smith (11):

165 Yds.....	Miss. St., 1972
158 Yds.....	Florida, 1972
153 Yds.....	Kansas, 1972
146 Yds.....	Virginia Tech, 1972
143 Yds.....	Arizona St., 1971
127 Yds.....	Houston, 1972
125 Yds.....	Tulsa, 1971
108 Yds.....	Pittsburgh, 1972

108 Yds.....	Miami, 1972
104 Yds.....	South Carolina, 1972
101 Yds.....	Pittsburgh, 1972

Lawrence Dawsey (9):

172 Yds.....	Florida, 1990
160 Yds.....	Miami, 1990
141 Yds.....	Cincinnati, 1990
137 Yds.....	Virginia Tech, 1990
133 Yds.....	Memphis State, 1990
109 Yds.....	Southern Miss, 1988
107 Yds.....	Penn State, 1990
107 Yds.....	Tulane, 1989
106 Yds.....	Clemson, 1989

Jessie Hester (9):

156 Yds.....	South Carolina, 1984
154 Yds.....	South Carolina, 1984
143 Yds.....	Auburn, 1984
138 Yds.....	East Carolina, 1982
126 Yds.....	Tulane, 1983
117 Yds.....	UT-Chattanooga, 1984
116 Yds.....	Miami, 1984
103 Yds.....	Auburn, 1984
101 Yds.....	South Carolina, 1982

Greg Carr (8):

140 Yds.....	NC State, 2007
129 Yds.....	Wake Forest, 2005
108 Yds.....	Wake Forest, 2007
107 Yds.....	Alabama, 2007
107 Yds.....	Rice, 2006
104 Yds.....	Citadel, 2005
100 yds.....	Virginia Tech, 2008
100 Yds.....	Duke, 2006

Fred Biletnikoff (7):

192 Yds.....	Oklahoma, 1965
182 Yds.....	Virginia Tech, 1964
170 Yds.....	Southern Miss, 1964
165 Yds.....	Miami, 1964
114 Yds.....	Georgie, 1964
104 Yds.....	Kentucky, 1964
100 Yds.....	NC State, 1964

Andre Cooper (7):

182 Yds.....	Maryland, 1995
155 Yds.....	Duke, 1995
116 Yds.....	Virginia, 1995
114 Yds.....	NC State, 1995
105 Yds.....	Wake Forest, 1994
103 Yds.....	Georgia Tech, 1995
102 Yds.....	Virginia, 1996

Snoop Minnis (7):

187 Yds.....	Florida, 2000
163 Yds.....	Clemson, 2000
145 Yds.....	Miami, 2000
137 Yds.....	BYU, 2000
132 Yds.....	North Carolina, 2000
131 Yds.....	Virginia, 2000
122 Yds.....	Wake Forest, 2000

Anquan Boldin (6):



175 Yds.....	Notre Dame, 2002
110 Yds.....	Duke, 2002
108 Yds.....	Miami, 2001
104 Yds.....	North Carolina, 2002
101 Yds.....	Florida, 2002
100 Yds.....	Georgia Tech, 2001

Jackie Flowers (6):

174 Yds.....	LSU, 1979
165 Yds.....	Houston, 1978
134 Yds.....	Cincinnati, 1978
117 Yds.....	Memphis St., 1979
116 Yds.....	Mississippi State, 1978
100 Yds.....	Virginia Tech, 1979

Kez McCorvey (6):

207 Yds.....	Duke, 1994
138 Yds.....	Notre Dame, 1993
127 Yds.....	Florida, 1994
122 Yds.....	Maryland, 1993
107 Yds.....	Virginia, 1994
107 Yds.....	Kansas, 1993



TOTAL OFFENSE

Individual Records

Single-Game Total Offense

1.	Chris Weinke	Duke	2000	527
2.	Chris Weinke	Clemson	2000	509
3.	Charlie Ward	Maryland	1992	506
4.	Chris Weinke	Miami	2000	496
5.	Bill Cappleman	Memphis State	1969	490
6.	Charlie Ward	Florida	1993	475
7.	Peter Tom Willis	Memphis State	1989	452
8.	Danny Kanell	Virginia	1995	444
9.	Chris Weinke	Florida	2000	443
10.	Chris Weinke	Georgia Tech	2000	441
11.	Thad Busby	NC State	1997	433
12.	Bill Cappleman	South Carolina	1968	431
13.	Danny Kanell	Florida	1994	427
14.	Danny Kanell	Maryland	1994	427
15.	Chris Rix	Clemson	2001	416
16.	Peter Tom Willis	Nebraska (Fiesta Bowl)	1990	414
17.	Chris Rix	Colorado	2003	411
18.	Christian Ponder	North Carolina	2009	409
19.	Danny McManus	Nebraska (Fiesta Bowl)	1988	401
	Charlie Ward	Florida	1992	401

Season Total Offense

1.	Chris Weinke, 2000	461	4070
2.	Charlie Ward, 1993	445	3371
3.	Thad Busby, 1997	447	3301
4.	Chris Rix, 2003	466	3237
5.	Drew Weatherford, 2005	536	3180
6.	Charlie Ward, 1992	465	3151
7.	Chris Rix, 2001	385	3123
8.	Peter Tom Willis, 1989	377	3004
9.	Chris Weinke, 1999	408	2994
10.	Danny Kanell, 1995	421	2916
11.	Christian Ponder, 2009	402	2896
12.	Gary Huff, 1972	429	2770
13.	Danny Kanell, 1994	407	2654
14.	Gary Huff, 1971	386	2653
15.	Casey Weldon, 1991	351	2497
16.	Christian Ponder, 2008	296	2429
17.	Bill Cappleman, 1968	349	2342
18.	Chris Weinke, 1998	333	2319
19.	Drew Weatherford, 2007	380	2161
20.	Drew Weatherford, 2006	375	2140
21.	Bill Cappleman, 1969	417	2135
22.	Kim Hammond, 1967	297	2074

Career Total Offense

1.	Chris Weinke (97-00)	1217	9473
2.	Chris Rix (01-04)	1348	9213
3.	Drew Weatherford (05-08)	1319	7604
4.	Charlie Ward (89-93)	931	6636
5.	Danny Kanell (92-95)	906	6176
6.	Gary Huff (70-72)	921	6086
7.	Thad Busby (94-97)	824	5883
8.	Christian Ponder (07-present)	721	5481
9.	Casey Weldon (88-91)	617	4643
10.	Bill Cappleman (67-69)	777	4499
11.	Peter Tom Willis (86-89)	546	4107
12.	Warrick Dunn (93-96)	680	4057
13.	Jimmy Jordan (76-79)	678	3793
14.	Greg Allen (81-84)	624	3769
15.	Chip Ferguson (85-88)	578	3746
16.	Wally Woodham (75, 77-79)	573	3531
17.	Kelly Lowrey (80-83)	450	3429
18.	Danny McManus (83-87)	493	3387
19.	Steve Tensi (62-64)	525	3296
20.	Travis Minor (97-00)	665	3218
21.	Larry Key (74-77)	627	2953

Year-By-Year Total Offense

Year	Name	Plays	Yards	TD
1955	Len Swantic	116	595	6
1956	Lee Corso	147	725	8
1957	Bobby Renn	148	580	6
1958	Fred Pickard	122	602	4
1959	Joe Majors	227	1141	10
1960	Ed Trancygier	152	695	9
1961	Eddie Feely	181	722	7
1962	Eddie Feely	165	982	7
1963	Steve Tensi	169	852	9
1964	Steve Tensi	215	1635	15
1965	Ed Pritchett	325	1455	7
1966	Gary Pajic	290	1735	9
1967	Kim Hammond	297	2074	17
1968	Bill Cappleman	349	2342	26

1969	Bill Cappleman	417	2135	14
1970	Tommy Warren	259	1713	12
1971	Gary Huff	386	2653	24
1972	Gary Huff	429	2770	26
1973	Billy Sexton	168	765	4
1974	Ron Coppess	215	909	3
1975	Clyde Walker	241	1424	11
1976	Jimmy Black	308	1836	11
1977	Wally Woodham	195	1263	13
1978	Jimmy Jordan	224	1330	15
1979	Jimmy Jordan	202	1107	13
1980	Rick Stockstill	272	1282	17
1981	Rick Stockstill	292	1247	11
1982	Kelly Lowrey	253	1670	15
1983	Kelly Lowrey	279	1686	20
1984	Eric Thomas	239	1277	14
1985	Chip Ferguson	161	976	13
1986	Danny McManus	126	903	9
1987	Danny McManus	276	1950	15
1988	Chip Ferguson	212	1706	16
1989	Peter Tom Willis	377	3004	22
1990	Casey Weldon	211	1621	12
1991	Casey Weldon	351	2497	22
1992	Charlie Ward	465	3151	28
1993	Charlie Ward	445	3371	31
1994	Danny Kanell	407	2654	18
1995	Danny Kanell	421	2916	32
1996	Thad Busby	296	1830	17
1997	Thad Busby	447	3301	27
1998	Chris Weinke	333	2319	19
1999	Chris Weinke	408	2994	25
2000	Chris Weinke	461	4070	34
2001	Chris Rix	385	3123	27
2002	Chris Rix	311	1973	16
2003	Chris Rix	466	3224	28
2004	Wyatt Sexton	243	1567	8
2005	Drew Weatherford	536	3180	21
2006	Drew Weatherford	375	2140	13
2007	Drew Weatherford	380	2049	12
2008	Christian Ponder	296	2429	18
2009	Christian Ponder	402	2896	16

Longest TD Plays

- 100 yards, Keith Ross/Dexter Carter vs. Miami, 1986 (lateral on KO return)
- 100 yards, Deion Sanders vs. Tulsa, 1985 (INT return)
- 100 yards, Leon Bright vs. Virginia Tech, 1974 (KO return)
- 100 yards, Bill Moremen/T.K. Wetherell vs. Kentucky, 1965 (lateral on KO return)
- 99 yards, Fred Biletnikoff vs. Miami, 1963 (INT return)
- 99 yards, Ted Hewitt vs. Stetson, 1948 (INT return)
- 98 yards, Chris Weinke to Snoop Minnis vs. Clemson, 2000
- 98 yards, Christian Ponder to Rod Owens vs. North Carolina, 2009
- 97 yards, Leon Washington vs. Clemson, 2002 (KO return)
- 97 yards, Billy Allen vs. Louisiana State, 1981 (KO return)
- 97-yard run, Larry Key vs. Virginia Tech, 1976
- 96 yards, Tamarick Vanover vs. Wake Forest, 1992 (KO return)
- 96-yard pass, Jimmy Jordan to Kurt Unglaub vs. Virginia Tech, 1976
- 96 yards, David Snell vs. Virginia Tech, 1970 (KO return)
- 95-yard run, Sammie Smith vs. Furman, 1987
- 95 yards, Billy Allen vs. West Virginia (Gator Bowl), 1982 (KO return)

Season Records

Most Points

1.	532 in 1995
2.	518 in 1993
3.	509 in 2000
4.	450 in 1987
5.	442 in 1988
	439 in 1991
7.	437 in 1997
8.	435 in 1990
	434 in 2008
10.	428 in 2002

Total Plays

1.	981 in 2002
2.	939 in 1993
3.	924 in 2000

4.	907 in 2003
5.	902 in 2005
6.	897 in 1991
7.	885 in 1987
8.	872 in 1998
9.	870 in 2008
10.	859 in 2009
11.	855 in 1979

Total Offense

1.	6588 in 2000
2.	6576 in 1993
3.	6067 in 1995
4.	5573 in 2002
5.	5478 in 2009
6.	5401 in 1991

7.	5361 in 1987
8.	5314 in 1994
9.	5238 in 2003
10.	5124 in 1982
11.	5080 in 1992

Total Offense Per Game

1.	548.0 in 1993
2.	551.5 in 1995
3.	549.0 in 2000
4.	487.4 in 1987
5.	465.8 in 1982
6.	483.1 in 1994
7.	461.8 in 1992
8.	452.1 in 1997

- 95 yards, Greg Allen vs. Western Carolina, 1981 (KO return)
- 95-yard pass, Jimmy Black to Rudy Thomas vs. Southern Mississippi, 1976
- 94 yards, Tamarick Vanover vs. Miami, 1992 (KO return)
- 94 yards, Leon Fowler vs. Duke, 1992 (INT return)
- 94 yards, Bill Moremen/T.K. Wetherell vs. Miami, 1966 (lateral on KO return)
- 93-yard pass, Chip Ferguson to Lawrence Dawsey vs. Southern Miss, 1988
- 93 yards, Larry Key vs. Texas Tech (Tangerine Bowl), 1977 (KO return)
- 93 yards, Eddie McMillan vs. Memphis State, 1970 (KO return)

Most Plays

Game: 67, Danny Kanell vs. Virginia, Nov. 2, 1995
 Season: 536, Drew Weatherford, 2005
 Career: 1348, Chris Rix, 2001-04

Most Yards Gained

Game: 527, Chris Weinke vs. Duke, Oct. 14, 2000
 Season: 4,070, Chris Weinke, 2000
 Career: 9,473, Chris Weinke, 1997-00

Most TDs Responsible For

Game: 6, Gary Huff vs. South Carolina, Oct. 23, 1971;
 Peter Tom Willis vs. Memphis State, Nov. 18,
 1989; Chris Weinke vs. Maryland, Nov. 13, 1999
 Season: 34, Chris Weinke, 2000
 Career: 80, Chris Weinke, 1997-00

Team Records

Single-Game

Most Plays	100	vs. E Carolina	9/20/80
Most Plays, Both Teams	173	vs. San Diego State	10/27/73
Most Yards Gained	858	vs. Maryland	11/7/92
Most Yards Gained, Both Teams	1,294	vs. Maryland	11/7/92
Most Touchdowns	11	vs. NC State	9/16/95

Single-Season

Most Yards Per Game	551.5 (6,067-11)	1995
Highest Average Per Play	7.1	2000
Most Yards	6,588	2000
Most Touchdowns	72	1995

First Downs

Most First Downs	40	vs. Maryland	11/7/92
Most First Downs, Both Teams	67	vs. Maryland	11/7/92
Most Rushing First Downs	24	vs. East Carolina	9/20/80
Most Rushing First Downs, Both Teams	32	vs. Auburn	10/23/76
Most Passing First Downs	23	vs. Wake Forest	11/15/97
Most Passing First Downs, Both Teams	39	vs. Maryland	11/18/89
Most Penalty First Downs	5	vs. Miami	10/28/89
Most Penalty First Downs, Both Teams	13	vs. Miami	10/28/89

9.	451.4 in 1989
10.	451.0 in 1984

Most First Downs

1.	350 in 1993
2.	310 in 2000
3.	299 in 2002
4.	290 in 1995
5.	283 in 1991
6.	282 in 2009
7.	278 in 2003
8.	275 in 1994
9.	269 in 1983
10.	268 in 1987
11.	267 in 1989

First Downs Passing

1.	184 in 1993
2.	180 in 2000
3.	164 in 1995
4.	157 in 1989
5.	156 in 2005
6.	151 in 1997
7.	147 in 1999
8.	146 in 2009
9.	143 in 1994
10.	138 in 1991

First Downs Penalty

1.	30 in 2000
	30 in 1997
3.	29 in 2003

DEFENSE

Individual Records

Tackles

Most Tackles

Game: 29, Dale McCullers vs. Texas A&M, Oct. 5, 1968
 Season: 181, Aaron Carter, 1977
 Career: 512, Aaron Carter, 1974-77

Season Tackles

Name, Year	TKLS	ASTS	TOTAL
1. Aaron Carter, 1977	82	99	181
2. Dale McCullers, 1967	108	72	180
3. Reggie Herring, 1980	92	78	170
4. Dale McCullers, 1968	102	61	163
5. Henry Taylor, 1984	80	79	159
6. Jimmy Heggins, 1977	67	90	157
7. Paul McGowan, 1987	97	53	150

Career Tackles

1. Aaron Carter (74-77)	512
2. Ron Simmons (77-80)	483
3. Reggie Herring (77-80)	452
4. Paul McGowan (84-87)	446
5. Kirk Carruthers (88-91)	435
6. Michael Boulware (00-03)	377
7. Ken Roe (80-83)	373
8. Marvin Jones (90-92)	369
9. Daryl Bush (94-97)	362
10. Kendyll Pope (00-03)	352
11. Henry Taylor (81-84)	344
12. Bradley Jennings (98-01)	341
13. Sam Cowart (93-97)	338

Most Quarterback Sacks (Since 1977)

Game: 5, Willie Jones vs. Florida, 1978; Ron Simmons vs. North Texas State, Oct. 29, 1977
 Season: 19, Peter Boulware, 1996
 Career: 35.5, Reinard Wilson, 1993-96

Season Quarterback Sacks

1. Peter Boulware, 1996	19
2. Andre Wadsworth, 1997	16
3. Reinard Wilson, 1996	13.5
Everette Brown, 2008	13.5
5. Alonzo Jackson, 2002	13
6. Jamal Reynolds, 2000	12
Ron Simmons, 1977	12
8. Reinard Wilson, 1994	11
Carl Simpson, 1991	11
10. Anthony Moss, 1990	10.5
11. Greg Spiers, 1997	10
Peter Boulware, 1995	10
Willie Jones, 1978	10
14. Brodrick Bunkley, 2005	9
Reinard Wilson, 1995	9
Carl Simpson, 1992	9
17. Shelton Thompson, 1989	8.5
18. Reggie Freeman, 1992	8
Odell Haggins, 1987	8
Gerald Nichols, 1984	8
Alphonso Carreker, 1982	8

Career Quarterback Sacks


1. Reinard Wilson (93-96)	35.5
2. Peter Boulware (94-96)	34
3. Ron Simmons (77-80)	25
4. Jamal Reynolds (97-00)	23.5
5. Alonzo Jackson (99-02)	23
Andre Wadsworth (94-97)	23
Everette Brown (06-08)	23
8. Carl Simpson (90-92)	21.5
Anthony Moss (87-90)	21.5
10. Alphonso Carreker (80-83)	20
Willie Jones (75-78)	20

Most Tackles For Loss

Game: 5, Dale McCullers vs. Memphis State, 1967
 Season: 25, Brodrick Bunkley, 2005
 Career: 65, Darnell Dockett, 2000-03

Season Tackles For Loss

1. Brodrick Bunkley, 2005	25
---------------------------	----



Peter Boulware

2. Darnell Dockett, 2001	22
3. Alonzo Jackson, 2002	18.5
4. Lawrence Timmons, 2006	18
Travis Johnson, 2004	18
6. Geno Hayes	17.5
7. Darnell Dockett, 2003	17
Corey Simon, 1999	17
Ron Simmons, 1979	17
10. Kevin Emanuel, 2002	15
11. Travis Johnson, 2002	13.5
12. Dekoda Watson, 2009	13
Marvin Jones, 1991	13
Ron Simmons, 1977	13
15. Eric Moore, 2003	12
Kendyll Pope, 2002	12
Darnell Dockett, 2000	12
Roland Seymour, 1998	12
Paul McGowan, 1985	12
Alphonso Carreker, 1983	12
Scott Warren, 1977	12

Career Tackles For Loss

1. Darnell Dockett (00-03)	65
2. Everette Brown (06-07)	45.5
3. Ron Simmons (77-80)	44
Corey Simon (96-99)	44
5. Travis Johnson (01-04)	42.5
6. Kevin Emanuel (00-03)	41
7. Brodrick Bunkley (2002-05)	37
8. Dekoda Watson (2006-09)	32.5
Alonzo Jackson (99-02)	32.5
10. Jeff Womble (00-03)	32
Jerry Johnson (98-99)	32
Paul McGowan (84-87)	32
13. Eric Moore (01-04)	30.5
14. Geno Hayes (05-07)	29.5
15. Marvin Jones (90-92)	27
16. Buster Davis (03-06)	26.5
17. Neefy Moffett (05-08)	24.5
18. Kamerion Wimbley (2003-05)	23
Corey Simon (96-99)	23
20. Lawrence Timmons (04-06)	22.5
21. Scott Warren (76-79)	22

Fumbles

Caused Fumbles

Game: 2, Several Players, latest Roger Williams vs. Virginia Tech, 2005
 Season: 13, Ron Simmons, 1977
 Career: 17, Ron Simmons, 1977-80

Fumble Recoveries

Game: 3, Ron Wallace vs. Wichita State, Sept. 20, 1969
 Season: 6, Ron Wallace, 1969
 Career: 8, Ron Wallace, 1968-70; Willie Jones, 1975-78; Ron Simmons, 1977-80

Single Game Total Defense

Fewest Plays	38
Memphis State	11/4/67
Fewest Yards	23
The Citadel	9/15/62
Most Yards	651
Arizona State	11/3/84

Turnovers

Most Turnovers

(2 int-10 fumbles) 12.....Wichita St.....9/20/69

Fumbles

Most Fumbles Caused 17.....vs. Wichita St.....9/20/69
 Most Fumbles Recovered 10.....vs. Wichita St.....9/20/69

Rushing

Fewest Rushes 14.....Miami.....10/4/08
 Fewest Yards (-33).....Miami.....10/4/97
 Florida.....11/27/93
 Most Yards 472.....Nebraska.....9/19/81

Passing

Fewest Passes
 Attempted 4.....Memphis State.....11/4/67
 Georgia Tech.....10/4/75
 Virginia Tech.....10/11/75
 Georgia Tech.....11/1/08

Fewest Passes Completed 0.....William & Mary.....10/22/60
 Lowest Percentage Completed 15.4 (2-13) (Min. 10 atts.)
 The Citadel.....9/15/62
 Kansas State.....10/2/76

Fewest Yards

Passing 0.....William & Mary.....10/22/60
 Most Yards Passing 532.....Arizona State.....11/3/84
 Most Passes Intercepted 6.....vs. Louisville.....11/27/91
 Most Yards on Interceptions 134.....vs. Tulsa.....10/19/85
 Most TDs on Interceptions 2.....vs. Tulsa.....10/19/85
 vs. La Tech.....10/22/88
 vs. Michigan.....10/28/91

First Downs

Fewest First Downs 2.....The Citadel.....9/15/62
 Fewest Rushing 0.....Louisville.....9/13/80
 First Downs Florida.....11/27/93

Fewest Passing

First Downs 0.....seven times.....
 last E Carolina.....9/20/80

Single-Season Total Defense

Fewest Yards	1,811	1964
Fewest Yards Per Game	181.1	1964 (1,811-10)
Lowest Average Per Play	3.3	1964 (3,410-658)
Fewest Touchdowns	8	1980

Scoring Defense

Fewest Points	66	1964
Fewest Points Per Game	6.6	1964 (66-10)

First Downs

Fewest First Downs	90	1962
Fewest Rushing First Downs	38	1997
Fewest Passing First Downs	28	1958
Fewest Penalty First Downs	2	1957

Blocked Kicks

Most Blocked Kicks	9	1982 and 1984
Most Blocked Punts	8	1984
Most Blocked Field Goals	4	1970 and 2002
Most TDs off Blocked Kicks	6	1984
Most TDs off Blocked Punts	5	1984
Most TDs off Blocked Field Goals	1	Many Years (latest 2006)

Fumbles

Most Fumbles Caused	45	1979
Most Fumbles Recovered	26	1957

Rushing

Fewest Yards	571	1997
Fewest Yards Per Game	51.9	1997 (571-11)
Lowest Average Per Play	1.5	1997 (571-379)
Fewest Touchdowns	2	1980

Passing

Fewest Yards	675	1958
Fewest Yards Per Game	63.5	1975 (698-11)
Fewest Yards Per Attempt	4.7	1962 (693-148)
Fewest Yards Per Completion	10.3	1962 (693-67)
Lowest Completion %	34.1	1979 (91-267)
Fewest Touchdowns	2	1956, 1958, 1963 and 1964
Most Interceptions	25	1968 and 1991
Most Yards on Interceptions	335	1991
Most TDs on Interceptions	6	1988

First Downs

Most First Downs	350	1993
Most Rushing First Downs	152	1987

Most Passing First Downs	184	1993
Most Penalty First Downs	30	1997, 2000

Team Records Single-Game

First Downs

Most First Downs	40	vs. Maryland	11/7/92
Most First Downs Both Teams	67	vs. Maryland	11/7/92
Most Rushing First Downs	24	vs. East Carolina	9/20/80
Most Rushing First Downs Both Teams	32	vs. Auburn	10/23/76
Most Passing First Downs	23	vs. Wake Forest	11/15/97
		vs. Memphis St.	11/18/89

Most Passing First Downs

Both Teams	39	vs. Maryland	11/18/95
Most Penalty First Downs	5	vs. Miami	10/28/89
		vs. Florida	12/2/89

Most Penalty First Downs

Both Teams	13	vs. Miami	10/28/89
------------	----	-----------	----------

INTERCEPTIONS

Individual Records

Most Passes Intercepted

Game:	4, Mario Edwards vs. Wake Forest, Nov. 14, 1998
Consecutive Games:	Patrick Robinson (5), 2007 Terrell Buckley (5), 1991
Season:	12, Terrell Buckley, 1991
Career:	21, Terrell Buckley, 1989-91

Most Yards On Interceptions

Game:	109, LeRoy Butler vs. Syracuse, Oct. 7, 1989
Season:	238, Terrell Buckley, 1991
Career:	501, Terrell Buckley, 1989-91

Most TDs On Interceptions

Game:	1, Several Players
Season:	2, Deion Sanders, 1988; Terrell Buckley, 1990 and 1991; Derrick Brooks, 1993
Career:	4, Deion Sanders, 1985-88; Terrell Buckley, 1989-91

Longest Interception Return

Game:	100, Deion Sanders vs. Tulsa, Oct. 19, 1985
-------	---

Season Interceptions

1.	Terrell Buckley, 1991	12
2.	Monk Bonasorte, 1979	8
	Curt Campbell, 1951	8
4.	Samari Rolle, 1997	7
	Corey Sawyer, 1992	7
	LeRoy Butler, 1989	7
7.	Patrick Robinson, 2007	6
	Tay Cody, 2000	6
	Mario Edwards, 1998	6
	Corey Sawyer, 1993	6
	Terrell Buckley, 1990	6
	Larry Harris, 1982	6
	Bobby Butler, 1979	6
	J.T. Thomas, 1970	6
	Winfred Bailey, 1964	6
	Bud Whitehead, 1959	6
	Lee Corso, 1954	6
	Tom Feamster, 1954	6
	Tommy Brown, 1952	6
	Ted Hewitt, 1949	6

Career Interceptions

1.	Terrell Buckley (89-91)	21
2.	Monk Bonasorte (77-80)	15
3.	Deion Sanders (85-88)	14
	Lee Corso (53-56)	14
5.	Corey Sawyer (91-93)	13
6.	Tay Cody, (97-00)	12
	Samari Rolle (94-97)	12
	Brian McCrary (81-84)	12
	Keith Jones (78-80)	12
	Curt Campbell (50-52)	12
11.	Eric Williams (84-87)	11
	Bobby Butler (77-80)	11
	Walt Sumner (66-68)	11
	Ted Hewitt (48-50)	11
15.	Pat Watkins (02-05)	10
	Dedrick Dodge (85-89)	10
	Bobby Jackson (74-77)	10
	J.T. Thomas (70-72)	10
19.	Tony Carter (05-08)	9
	Chris Hope (98-01)	9
	Leon Fowler (88-92)	9
	LeRoy Butler (86-89)	9
	Stan Shiver (84-88)	9
	Larry Harris (80-83)	9
	Harvey Clayton (79-82)	9
	John Crowe (66-68)	9
	Bud Whitehead (58-60)	9
	Tommy Brown (50-52)	9
	Ralph Chaudron (47-49)	9

Longest Interception Returns


1.	100 yards, Deion Sanders vs. Tulsa, 1985 (TD)
2.	99 yards, Fred Biletznikoff vs. Miami, 1963 (TD)
	99 yards, Ted Hewitt vs. Stetson, 1958 (TD)
4.	94 yards, Leon Fowler vs. Duke, 1992 (TD)
5.	90 yards, Leroy Smith vs. Notre Dame, 2003
6.	87 yards, LeRoy Butler vs. Syracuse, 1989 (TD)
7.	86 yards, Tony Carter vs. UCLA, 2006 (TD)
	86 yards, Tom Hillabrand vs. Auburn, 1960 (TD)
9.	85 yards, John Griner vs. Tampa, 1953 (TD)
10.	83 yards, Terrell Buckley vs. Cincinnati, 1990 (TD)
11.	82 yards, Stanford Samuels vs. Georgia Tech, 2002 (TD)
12.	81 yards, Bud Whitehead vs. Wake Forest, 1959 (TD)
13.	80 yards, Abdual Howard vs. Virginia, 2001
14.	74 yards, Dale McCullers vs. Houston, 1967

15. 71 yards, Antonio Cromartie vs. Duke, 2003
- 71 yards, Corey Sawyer vs. NC State, 1993
- 71 yards, Terrell Buckley vs. Virginia Tech, 1991 (TD)
18. 69 yards, Howard Ehler vs. Oklahoma, 1965
19. 66 yards, Bill Dawkins vs. Wofford, 1950
20. 63 yards, Charles McMillan vs. Stetson, 1947
- 63 yards, Greg Reid vs. BYU, 2009

Season Records

Most Interceptions

1.	25 in 1991
	25 in 1968
3.	24 in 1982
	24 in 1949
5.	23 in 1989
	23 in 1979
7.	22 in 1999
	22 in 1997
	22 in 1985
	22 in 1972



Patrick Robinson

SCORING

Individual Records

Season Scoring

Name, Year	TD	PAT	FG	PTS
1. Greg Allen, 1982	21	0-0	0-0	126
2. Sebastian Janikowski, 1998	0	42-43	27-32	123
3. Sebastian Janikowski, 1999	0	47-47	23-30	116
4. Derek Schmidt, 1987	0	47-50	23-31	116
5. Gary Cismesia, 2007	0	28-29	27-34	109
6. Graham Gano, 2008	0	33-34	24-26	105
7. Xavier Beitia, 2002	0	51-51	19-28	108
Amp Lee, 1990	18	0-0	0-0	108
9. Xavier Beitia, 2003	0	50-51	19-25	107
10. Bill Capece, 1980	0	38-38	22-30	104
11. Scott Bentley, 1996	0	52-53	16-18	100
12. Derek Schmidt, 1985	0	44-44	18-25	98
13. Dustin Hopkins, 2009	0	40-44	19-27	97
14. Antone Smith, 2008	16	0-0	0-0	96
Scott Bentley, 1995	0	67-69	9-16	96
16. Scott Bentley, 1993	0	56-64	13-20	95
17. Gary Cismesia, 2005	0	42-43	17-24	93
Derek Schmidt, 1984	0	42-42	17-24	93
19. Richie Andrews, 1990	0	52-54	13-18	91
20. Dayne Williams, 1987	15	0-0	0-0	90
21. Derek Schmidt, 1986	0	41-42	15-24	86
Barry Smith, 1972	14	0-0	0-0	86

Career Scoring

Name, Years	TD	PAT	CV	FG	PTS
1. Derek Schmidt (84-87)	0	174-179	0	73-103	393
2. Xavier Beitia (01-04)	0	174-179	0	67-92	375
3. Scott Bentley (93-96)	0	200-217	0	42-61	326
4. Sebastian Janikowski (97-99)	0	125-130	0	66-83	323
5. Gary Cismesia (04-07)	0	113-116	0	65-83	308
6. Warrick Dunn (93-96)	49	0	0	0	294
7. Greg Allen (81-84)	46	0	1	0	278
8. Dave Cappelletti (76-79)	0	110-119	0	43-71	239
9. Amp Lee (89-91)	38	0	0	0	228
Peter Warrick (96-99)	38	0	0	0	228
11. Richie Andrews (87-90)	0	143-147	0	26-44	221
12. Travis Minor (97-00)	31	0	0	0	186
13. E.G. Green (94-97)	30	0	1	0	182
14. Greg Carr (05-08)	29	0	1	0	176
15. Dan Mowrey (90-94)	0	99-114	0	24-37	171
16. Barry Smith (70-72)	27	0	1	0	164
17. Antone Smith (05-08)	26	0	0	0	162
18. Grant Guthrie (67-69)	0	72-76	0	28-53	156
19. Andre Cooper (93-96)	24	0	0	0	144
Dayne Williams (86-88)	24	0	0	0	144

Year-By-Year Scoring

Year	Name	TD	PAT	CV	FG	PTS
1955	Buck Metts	4	0-0	0	0-0	24
	Len Swantic	4	0-0	0	0-0	24
1956	Bob Nellums	5	1-2	0	0-0	31
1957	Bob Nellums	5	2-3	0	0-0	32
1958	Bobby Renn	7	0-0	1	0-0	44
1959	Fred Pickard	7	0-0	1	0-0	44
1960	Ed Trancygier	3	0-0	0	0-0	18
	Bill Whitehead	3	0-0	0	0-0	18
1961	Eddie Feely	3	0-0	0	0-0	18
1962	Keith Kindermann	5	0-0	0	0-0	30
1963	Larry Brinkley	5	0-0	1	0-0	32
1964	Fred Biletnickoff	11	0-0	1	0-0	68
1965	Gene Roberts	0	10-14	0	7-12	31
1966	Jim Mankins	10	0-0	0	0-0	60
1967	Grant Guthrie	0	26-27	0	9-14	53
1968	Ron Sellers	12	0-0	0	0-0	72
1969	Grant Guthrie	0	15-17	0	11-18	48
1970	Frank Fontes	0	22-24	0	14-27	64
1971	Frank Fontes	0	30-31	0	13-24	69
1972	Barry Smith	14	0-0	1	0-0	86
1973	Ahmet Askin	0	8-9	0	4-9	20
1974	Ahmet Askin	0	14-15	0	4-14	26
1975	Larry Key	6	0-0	0	0-0	36
	Rudy Thomas	6	0-0	0	0-0	36
1976	Dave Cappelletti	0	16-20	0	9-17	43
1977	Dave Cappelletti	0	27-29	0	13-20	60
1978	Dave Cappelletti	0	39-40	0	7-12	60

1979	Dave Cappelletti	0	29-30	0	14-22	71
1980	Bill Capece	0	38-38	0	22-30	104
1981	Mike Rendina	0	25-27	0	9-15	52
1982	Greg Allen	21	0-0	0	0-0	126
1983	Greg Allen	13	0-0	1	0-0	80
1984	Derek Schmidt	0	42-42	0	17-24	93
1985	Derek Schmidt	0	44-44	0	18-25	98
1986	Derek Schmidt	0	41-42	0	15-24	86
1987	Derek Schmidt	0	47-50	0	23-31	116
1988	Richie Andrews	0	57-58	0	5-13	72
1989	Richie Andrews	0	34-35	0	8-13	58
1990	Amp Lee	18	0-0	0	0-0	108
1991	Amp Lee	14	0-0	0	0-0	84
1992	Dan Mowrey	0	51-55	0	10-18	81
1993	Scott Bentley	0	56-64	0	13-20	95
1994	Zack Crockett	11	0-0	0	0-0	66
1995	Scott Bentley	0	67-69	0	9-16	94
1996	Scott Bentley	0	52-53	0	16-18	100
1997	Sebastian Janikowski	0	37-38	0	16-21	85
1998	Sebastian Janikowski	0	42-43	0	27-32	123
1999	Sebastian Janikowski	0	47-47	0	23-30	116
2000	Snoop Minnis	11	0-0	0	0-0	66
	Atreus Bell	11	0-0	0	0-0	66
2001	Xavier Beitia	0	44-48	0	13-14	83
2002	Xavier Beitia	0	51-51	0	19-28	108
2003	Xavier Beitia	0	50-51	0	19-25	107
2004	Xavier Beitia	0	29-29	0	16-15	77
2005	Gary Cismesia	0	42-43	0	17-24	93
2006	Gary Cismesia	0	39-40	0	14-20	81
2007	Gary Cismesia	0	28-29	0	27-34	109
2008	Graham Gano	0	33-34	0	26-24	105
2009	Dustin Hopkins	0	40-44	0	19-27	97

Longest Touchdown Plays

- 100 yards..... Keith Ross/Dexter Carter vs. Miami, 1986 (lateral on KO return)
Deion Sanders vs. Tulsa, 1985 (INT return)
Leon Bright vs. Virginia Tech, 1974 (KO return)
Bill Moremen/T.K. Wetherell vs. Kentucky, 1965 (lateral on KO return)
- 99 yards..... Fred Biletnickoff vs. Miami, 1963 (INT return)
Ted Hewitt vs. Stetson, 1948 (INT return)
- 98 yards..... Christian Ponder to Rod Owens vs. North Carolina, 2009
Chris Weinke to Snoop Minnis vs. Clemson, 2000 (pass)
- 97 yards..... Leon Washington vs. Clemson, 2002 (KO return)
Billy Allen vs. Louisiana State, 1981 (KO return)
Larry Key vs. Virginia Tech, 1976 (run)

- 96 yards..... Tamarick Vanover vs. Wake Forest, 1992 (KO return)
Jimmy Jordan to Kurt Unglaub vs. Virginia Tech, 1976 (pass)
David Snell vs. Virginia Tech, 1970 (KO return)
- 95 yards..... Sammie Smith vs. Furman, 1987 (run)
Billy Allen vs. West Virginia (Gator Bowl), 1982 (KO return)
Greg Allen vs. Western Carolina, 1981 (KO return)
Jimmy Black to Rudy Thomas vs. Southern Miss, 1976 (pass)
- 94 yards..... Tamarick Vanover vs. Miami, 1992 (KO return)
Leon Fowler vs. Duke, 1992 (INT return)
Bill Moremen/T.K. Wetherell vs. Miami, 1966 (lateral on KO return)
- 93 yards..... Chip Ferguson to Lawrence Dawsey vs. Southern Miss, 1988 (pass)
Larry Key vs. Texas Tech (Tangerine Bowl), 1977 (KO return)
Eddie McMillan vs. Memphis State, 1970 (KO return)

Most Points

Game: 30, Ron Sellers vs. Wake Forest, Nov. 23, 1968
Season: 126, Greg Allen, 1982
Career: 393, Derek Schmidt, 1984-87

Most Touchdowns

Game: 5, Ron Sellers vs. Wake Forest, Nov. 23, 1968
Season: 21, Greg Allen, 1982
Career: 49, Warrick Dunn, 1993-96

Team Records


Single-Game

Most Points 77 vs. NC State..... 9/16/95
Most Points, Both Teams 96 vs. Arizona State..... 11/3/84
Greatest Margin of Victory 74 vs. Whiting Field* 10/1/49
63 vs. Tulane 11/14/92
Greatest Margin of Defeat 49 vs. Florida 12/1/73
Most Touchdowns 11 vs. NC State 9/16/95
Most Touchdowns, Both Teams 13 vs. NC State 9/16/95
vs. East Carolina 9/3/83
vs. Maryland 11/7/92

*Service Team

Single-Season

Most Points 532 1995
Most Points Per Game 48.4 1995
Consecutive 50 Point Games 3 1986
Most Touchdowns 70 1993



Graham Gano

KICKING

Individual Records

Highest Percentage of PAT Made

Season: (Min. 25 att.) - 100.0 (29-29) Xavier Beitia, 2004 and (51-51), 2002; (47-47) Sebastian Janikowski, 1999; (38-38) Bill Capece, 1980; (42-42) Derek Schmidt, 1984 and (44-44), 1985
 Career: (Min. 100 att.) - 97.8 (174-178), Derek Schmidt, 1984-87

Most Points Kicking

Game: 18, Brett Cimorelli vs. Clemson, Nov. 4, 2000; Sebastian Janikowski vs. NC State, Sept. 18, 1999; Bill Capece vs. Pittsburgh, Oct. 11, 1980
 Season: 123, Sebastian Janikowski, 1998
 Career: 393, Derek Schmidt, 1984-87

Most Field Goals Attempted

Game: 8, Frank Fontes vs. Wake Forest, Sept. 26, 1970
 Season: 32, Sebastian Janikowski, 1998
 Career: 104, Derek Schmidt, 1984-87

Most Field Goals Made

Game: 5, Gary Cismesia vs. Miami, Oct. 20, 2007 and Duke, Nov. 6, 2004; Sebastian Janikowski vs. NC State, 1999 and Maryland, 1998; Bill Capece vs. Pittsburgh, Oct. 11, 1980
 Consecutive: 18, Graham Gano, 2008
 Season: 27, Gary Cismesia, 2007 & Sebastian Janikowski, 1998
 Career: 73, Derek Schmidt, 1984-87

Highest Percentage of FGs Made

Season: (Min. 15 atts.) - 92.3 (24-26), Graham Gano, 2008
 Career: (Min. 50 atts.) - 79.5 (66-83), Sebastian Janikowski, 1997-99

50- Yard Field Goals

Game: 2, Derek Schmidt (51, 51) vs. Memphis State, 1985
 Season: 5, Graham Gano, 2008
 Consecutive: 4, Graham Gano, 2008
 Career: 7, Derek Schmidt, 1984-87

PAT Leaders By Percentage

Player, Years	PAT-A	PCT
1. Derek Schmidt, 1984-87	174-178	.97752
2. Gary Cismesia, 2004-07	109-112	.97321
3. Richie Andrews, 1987-89	143-147	.97278
4. Xavier Beitia, 2001-04	174-179	.97206
5. Sebastian Janikowski, 1997-99	125-130	.96153

Field Goal Leaders By Percentage

Player, Years	FGM-A	PCT	LONG
1. Sebastian Janikowski, 1997-99	66-83	.79518	56

2. Gary Cismesia, 2004-07	65-83	.78313	60
3. Xavier Beitia, 2001-04	67-92	.72826	52
4. Derek Schmidt, 1984-87	73-104	.70192	54
5. Scott Bentley, 1993-96	42-61	.68852	49

Longest Field Goals

1. 60 yardsGary Cismesia vs. Florida, 2007
2. 56 yardsSebastian Janikowski vs. Wake Forest, 1997
3. 54 yardsGary Cismesia vs. Rice, 2006 Sebastian Janikowski vs. Florida, 1999 Derek Schmidt vs. Miami, 1984
6. 53 yardsGraham Gano vs. Miami, 2008 Graham Gano vs. NC State, 2008 Sebastian Janikowski vs. Clemson, 1998 Derek Schmidt vs. Florida, 1987 Derek Schmidt vs. Louisville, 1986 Grant Guthrie vs. Miami, 1969
12. 52 yardsDustin Hopkins vs. Miami, 2009 Graham Gano vs. Colorado, 2008 Graham Gano vs. Clemson, 2008 Xavier Beitia vs. Florida, 2004 Sebastian Janikowski vs. Wake Forest, 1999 Sebastian Janikowski vs. N. Carolina, 1999 Derek Schmidt vs. Arizona State, 1984 Mike Rendina vs. Ohio State, 1981
20. 51 yardsDerek Schmidt vs. Memphis State, 1985 (twice) Derek Schmidt vs. North Carolina, 1985 Grant Guthrie vs. Virginia Tech, 1969
23. 50 yardsGraham Gano, Virginia Tech, 2008 Gary Cismesia vs. Virginia Tech, 2007 Bill Capece vs. Pittsburgh, 1980 Dave Cappelena vs. South Carolina, 1979

Most PAT Attempted

Game: 11, Scott Bentley vs. NC State, Sept. 16, 1995
 Season: 69, Scott Bentley, 1995
 Career: 213, Scott Bentley, 1993-96

Most PAT Made

Game: 11, Scott Bentley vs. NC State, Sept. 16, 1995
 Season: 67, Scott Bentley, 1995
 Career: 200, Scott Bentley, 1993-96

Consecutive PAT Made

Career: 108, Derek Schmidt, 1984-86

Team Records

Single-Game

Most PAT Made11vs. NC State9/16/95
Most PAT Made,			
Both Teams13vs. NC State9/16/95
Most Field Goals Made5vs. Miami10/20/07
	vs. Duke11/6/04
	vs. NC State9/18/99
	vs. Maryland10/3/98
	vs. Pittsburgh10/11/80

Most Field Goals Made,
 Both Teams6vs. Miami.....10/20/07
vs. NC State.....9/18/99

vs. Maryland.....10/3/98
 vs. Florida.....12/3/83

Single-Season

Most PAT Made671995
 Most Field Goals Made271998, 1999, 2007

Season Records

XP Kicks Made

1.67	in 1995 (of 69)
2.59	in 2000 (of 66)
	59 in 1993 (of 68)
4.57	in 1988 (of 58)
5.52	in 1996 (of 53)
	52 in 1990 (of 54)
	52 in 1982 (of 53)
8.51	in 2002 (of 51)
	51 in 1992 (of 55)
10.50	in 2003 (of 51)

XP Kicks Attempted

1.69	in 1995
2.68	in 1993
3.66	in 2000
4.58	in 1988
5.55	in 1992
6.54	in 1990
7.53	in 1996
	53 in 1982
9.51	in 2003
	51 in 2002
	51 in 1997
	51 in 1994

Most Field Goals Made

1.27	in 2007
	27 in 1998
3.23	in 2004
	23 in 1999
	23 in 1987
6.22	in 1980
7.19	in 2009
	19 in 2003
	19 in 2002
10.18	in 1997
	18 in 1985

Most Field Goals Attempted

1.34	in 2007
	34 in 2004
3.32	in 1998
4.31	in 1987
5.30	in 2008
	30 in 1999
	30 in 1980
8.28	in 2002
9.27	in 2009
10.26	in 1989
11.25	in 2003
	25 in 1997
	25 in 1985
	25 in 1970

PUNTING

Individual Records

Most Punts

Game: 12, Joe Downey vs. Houston, Nov. 3, 1973; Bill Cheshire vs. Florida, Sept. 28, 1968
 Season: 81, Joe Downey, 1973
 Career: 244, Rohn Stark, 1978-81

Highest Average

Game: (Min. 5 punts) - 54.8 (329-6), Rohn Stark vs. Florida, Nov. 28, 1981
 Season: (Min. 30 punts) - 46.0 (2,941-64), Rohn Stark, 1981
 Career: (Min. 100 punts) - 42.7 (10,418-244), Rohn Stark, 1978-81

Most Yards on Punts

Game: 465, Joe Downey vs. Houston, Nov. 3, 1973

Season: 3,092, Joe Downey, 1973
 Career: 10,418, Rohn Stark, 1978-81

Longest Punt

Game: 84, Tommy Brown vs. Tampa, 1950

Team Records

Single-Game

Most Punts12vs. Florida9/28/68
	vs. Houston11/3/73

Highest Average (Min. 5)

54.8 (329-6)vs. Florida.....11/28/81

Single-Season

Most Punts811973
Fewest Punts351988 and 1993
Highest Average Per Punt17.02009 (390-23)

Season Records

Most Punts

1. 81	in 1973
2. 76	in 2007
3. 74	in 2005
4. 70	in 2004
5. 72	in 2002
6. 69	in 2006
7. 66	in 1979
8. 65	in 1981
9. 63	in 1998
	63 in 1970

Highest Punt Average

1. 45.2	in 1981
2. 45.1	in 1980
3. 43.8	in 1996
4. 43.1	in 1985
5. 42.7	in 1999

PUNT RETURNS

Individual Records

Most Punt Returns

Game: 10, David Snell vs. South Carolina, Oct. 24, 1970
 Season: 40, David Snell, 1970
 Career: 126, Deion Sanders, 1985-88

Most Yards on Punt Returns

Game: 159, Leon Washington vs. Wake Forest, Oct. 25, 2003
 Season: 541, Willie Reid, 2005
 Career: 1,429, Deion Sanders, 1985-88

Highest Average Per Punt Return

Game: (Min. 3) - 45.7 (137-3), Bobby Jackson vs. Virginia Tech, Nov. 16, 1974
 Season: (Min. 10) - 20.1 (241-12), Phil Abraira, 1969
 Career: (Min. 25) - 15.4 (1063-69), Willie Reid, 2002-05

Most TDs on Punt Returns

Game: 2, Joe Wessel vs. Arizona State, Nov. 3, 1984
 Season: 3, Joe Wessel, 1984; Willie Reid, 2005
 Career: 3, Joe Wessel, 1981-84; Deion Sanders, 1985-88; Terrell Buckley, 1989-91; Willie Reid, 2002-05

Longest Punt Returns

- 92 yards..... Phil Abraira vs. NC State, 1969 (TD)
- 90 yards..... Peter Warrick vs. Clemson, 1997 (TD)
- 87 yards..... Willie Reid vs. Penn State, 2005 (TD)
- 83 yards..... Willie Reid vs. Virginia Tech, 2005 (TD)

- 80 yards..... Robert Jackson vs. Virginia Tech, 1974 (TD)
Bill Odom vs. Stetson, 1954 (TD)
- 79 yards..... Dee Feaster vs. Clemson, 1996 (TD)
- 76 yards..... Deion Sanders vs. Clemson, 1988 (TD)
- 75 yards..... Peter Warrick vs. N. Carolina, 1999 (TD)
Walt Sumner vs. Alabama, 1967 (TD)
Ralph Chaudron vs. Whiting Field, 1949 (TD)*
- 74 yards..... Corey Sawyer vs. N. Carolina, 1992 (TD)
- 71 yards..... David Snell vs. Louisville, 1970 (TD)
- 70 yards..... Bill Campbell vs. Wake Forest, 1965 (TD)
- 69 yards..... Terrell Buckley vs. Syracuse, 1989 (TD)


Team Records

Single-Game

Most Punt Returns 10..... vs. S. Carolina..... 10/24/70
 Most Yards Gained 216 vs. Wake Forest..... 10/25/03
 Most Touchdowns 2 vs. Arizona State..... 11/3/84


Single-Season

Most Punt Returns 54 2005
 Fewest Punt Returns 14 1960
 Most Yards 801 2005
 Highest Average Per Punt Return 15.5 1988 (649-42)
 Most Touchdowns 4 1979, 84 and 05
 Lowest Average Per Punt Return 1.8 1989 (22-12)



Leon Washington

KICK RETURNS



Michael Ray Garvin

Individual Records

Most Kickoff Returns

Game: 6, Joe Goldsmith vs. Mississippi State, Oct. 13, 1973; Larry Key vs. Miami, Sept. 24, 1977 and vs. Miami, Sept. 18, 1976; Billy Allen vs. East Carolina, Sept. 3, 1983

Season: 35, Michael Ray Garvin, 2007
 Career: 73, Keith Ross, 1985-88 & Michael Ray Garvin, 2006-08

Most Yards on Kickoff Returns

Game: 184, Leon Bright vs. Virginia Tech, Nov. 16, 1974
 Season: 697, Michael Ray Garvin, 2007
 Career: 1,721, Michael Ray Garvin, 2006-08

Highest Average Per Kickoff Return

Game: (Min. 3) - 60.3 (181-3), Tamarick Vanover vs. Florida, Nov. 28, 1992
 Season: (Min. 10) - 30.1 (662-22), Michael Ray Garvin, 2006-08
 Career: (Min. 35) - 23.6 (1,721-73), Michael Ray Garvin, 2006-08

Most TDs on Kickoff Returns

Game: 1, 13 Times (latest Leon Washington vs. Clemson, 2002)
 Season: 2, Tamarick Vanover, 1992
 Career: 2, T.K. Wetherell, 1964-66; Eddie McMillan, 1970-72; Tamarick Vanover, 1992-93

Longest Kickoff Returns

- 100 yards...Keith Ross/Dexter Carter vs. Miami, 1986 (TD, lateral)
Leon Bright vs. Virginia Tech, 1974 (TD)
Bill Moremen/T.K. Wetherell vs. Kentucky, 1965 (TD, lateral)
- 97 yards..... Leon Washington vs. Clemson, 2002 (TD)
Laveranues Coles vs. Duke, 1998 (TD)
Billy Allen vs. Louisiana State, 1981 (TD)

- 96 yards..... Tamarick Vanover vs. Wake Forest, 1992 (TD)
David Snell vs. Virginia Tech, 1970 (TD)
- 95 yards..... Billy Allen vs. West Virginia (Gator Bowl), 1982 (TD)
Greg Allen vs. Western Carolina, 1981 (TD)
- 94 yards..... Michael Ray Garvin vs. Colorado, 2008 (TD)
Tamarick Vanover vs. Miami, 1992 (TD)
Bill Moremen/T.K. Wetherell vs. Miami, 1966 (TD, lateral)
- 93 yards..... Larry Key vs. Texas Tech (Tangerine Bowl), 1977
Eddie McMillan vs. Memphis State, 1970 (TD)
- 90 yards..... Shannon Baker vs. Tulane, 1992 (TD)
Eddie McMillan vs. Miami, 1971 (TD)
- 89 yards..... Bill Odom vs. Virginia Tech, 1955 (TD)

Team Records

Single-Game

Most Kickoff Returns 9 vs. Auburn 11/19/60
vs. Miami 9/18/76
 Most Yards Gained 215 vs. Florida 11/29/03
 Most Touchdowns 1 13 times
latest vs. Clemson 10/3/02

Single-Season

Most Kickoff Returns 67 2009
 Fewest Kickoff Returns 15 1962 and 1964
 Most Yards 1390 2009
 Highest Average 30.3 1992 (819-27)

Per Kickoff Return

Most Touchdowns 3 1992
 Lowest Average 15.7 1962 (502-32)
 Per Kickoff Return 15.7 1962 (502-32)

BLOCKED KICKS AND PUNTS

Individual Records

Most Blocked Kicks

Game: 2, J.T. Thomas vs. Louisville, Sept. 12, 1970;
Joe Wessel vs. Temple, Sept. 29, 1984
Season: 5, Joe Wessel, 1984
Career: 7, B.J. Ward, 2001-04

Most Blocked Punts

Game: 2, Dexter Jackson vs. N. Carolina, Sept. 28,
1996; Ron Hester vs. Boston College, Oct. 18,
1980; Kelvin Smith vs. Southern Miss, Oct.
1987; Jim Arnold vs. Troy State, 1950; B.J.
Ward vs. Duke, 2003
Season: 4, Joe Wessel, 1984
Career: 5, Bobby Butler, 1977-80

Most Blocked Field Goals

Game: 2, J.T. Thomas vs. Louisville, Sept. 12, 1970
Season: 4, B.J. Ward, 2003
Career: 7, B.J. Ward, 2001-04

Most TDs Scored Off Blocked Kicks

Game: 2, Joe Wessel vs. Arizona State, Nov. 3, 1984
Season: 3, Joe Wessel, 1984
Career: 4, Clifton Abraham, 1991-94

Most TDs Scored Off Blocked Punts

Game: 2, Joe Wessel vs. Arizona State, Nov. 3, 1984
Season: 3, Joe Wessel, 1984
Career: 4, Clifton Abraham, 1991-94

Most TDs Scored Off Blocked Field Goals

Game: 1, Several Players (latest Eric Riley vs. Temple,
Sept. 29, 1984)
Season: 1, Several Players (latest Eric Riley, 1984)
Career: 1, Several Players (latest Eric Riley, 1980-84)

Team Records

Blocked Kicks & Punts

Most Blocked Kicks 2 many times
last vs. La Tech 10/22/88

Most Blocked Punts 2 eight times
last vs. NC State 11/5/05

Most Blocked Field Goals 2 vs. Louisville 9/12/70

Most TDs off Blocked Kicks 2 vs. Tulane 10/20/84

vs. Arizona State 11/3/84

Most TDs off Blocked Punts 2 vs. Tulane 10/20/84

vs. Arizona State 11/3/84

Most TDs off

Blocked Field Goals 1 many times

last vs. Clemson 9/16/06

FSU's Blocked Kicks Since 1990

2009 9/12 Jacksonville State Blocked FG
11/28 Florida Blocked PAT

2008	9/13	Chataanooga	Blocked Punt*
	9/27	Colorado	Blocked Punt*
2007	9/3	Clemson	Blocked Punt
	10/11	Wake Forest	Blocked Punt
2006	9/9	Troy	Blocked FG
	9/16	Clemson	Blocked PAT*
		Clemson	Blocked FG *
	10/14	Duke	Blocked PAT*
	11/4	Virginia	Blocked Punt
	12/27	UCLA	Blocked Punt *
2005	9/5	Miami	Blocked Punt
	9/17	Boston College	Blocked Punt
	11/5	NC State	2 Blocked Punts
	11/12	Clemson	Blocked Punt
2004	9/18	UAB	Blocked Punt
	10/2	North Carolina	Blocked Punt
	10/16	Virginia	Blocked Punt
2003	9/20	Colorado	Blocked Punt
	9/27	Duke	2 Blocked FGs
	11/1	Notre Dame	Blocked FG
2002	8/24	Iowa State	Blocked FG
	8/31	Virginia	Blocked Punt
	9/14	Maryland	Blocked FG
	9/21	Duke	Blocked FG
	11/2	Wake Forest	Blocked FG
2001	1/3	Virginia Tech	Blocked Punt (Gator Bowl)
	9/1	Duke	Blocked Punt
	9/1	Duke	Blocked Punt
2000	10/28	NC State	Blocked Punt
1999	10/9	Miami	Blocked FG
	10/23	Clemson	Blocked FG
	10/30	Virginia	Blocked Punt
	11/13	Maryland	2 Blocked Punts
	11/20	Florida	Blocked Punt
	1/4	Virginia Tech	Blocked Punt

1998	10/3	Maryland	Blocked FG
	9/12	NC State	Blocked PAT
1997	11/8	North Carolina	Blocked Punt
	11/1	NC State	Blocked Punt
1996	11/30	Florida	Blocked Punt
	11/2	Georgia Tech	1 Blocked Punt*
	9/28	North Carolina	2 Blocked Punts
			Blocked FG
	9/19	NC State	Blocked Punt
1995	11/25	Florida	Blocked Punt *
	11/11	North Carolina	2 Blocked Punts
			1 Blocked XPoint
	9/23	Central Florida	Blocked FG
	9/9	Clemson	Blocked Punt
1994	9/10	Maryland	Blocked Punt
1992	9/5	Duke	Blocked Punt
1991	10/19	Mid Tenn State	Blocked Punt
1990	12/29	Penn State	Blocked FG
	10/27	LSU	Blocked Punt
	9/15	Georgia Southern	Blocked Punt

*Returned for points

Totals

1990-2009 (shown above)

41 Blocked Punts..... 22 Blocked Kicks.....63 Total


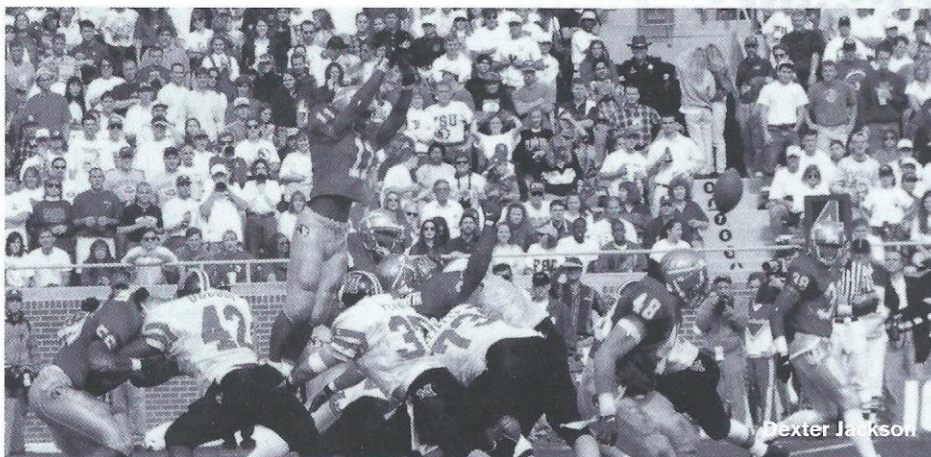
1976-1989

52 Blocked Punts..... 14 Blocked Kicks66 Total

Blocked Kicks Totals in Bowden Era

(417 games, 34 years)1976-2009

93 Blocked Punts.....36 Blocked Kicks.....129 Total



THE LAST TIME IT HAPPENED

THE LAST TIME FLORIDA STATE...

RUSHING

Had 400 or more yards:..... vs. Wake Forest, 1995 (401)
 Had 300-399 yards:..... at BYU, 2009 (313)
 Had 200-299 yards:..... vs. West Virginia, 2010 (226)
 Had 51-100 yards:..... at North Carolina, 2009 (43)
 Had 11-50 yards:..... vs. USF, 2009 (19)
 Had FEWER than 10 yards:..... at Miami, 2006 (1)
 Had 70 or more rush attempts:..... vs. Western Carolina, 1985 (72)
 Had 60-69 rush attempts:..... vs. Virginia, 2002 (60)
 Had 50-59 rush attempts:..... at Miami, 2008 (54)
 Had six rush TDs:..... vs. Maryland, 1992
 Had five rush TDs:..... vs. NC State, 2009
 Had four rush TDs:..... vs. Maryland, 2009
 Had two or more players with 100 rush yards in a game:..... vs. Rice, 2006
 Lorenzo Booker (13-115); Antone Smith (12-137)
 Had two players with 150 or more rush yards in a game:..... vs. Notre Dame 1995; Rock Preston (165),
 Warrick Dunn (163)

PASSING

Had 500 or more yards passing:..... vs. Clemson, 2000 (521)
 Had 400-499 yards passing:..... vs. Citadel, 2005 (485)
 Had 300-399 yards passing:..... at North Carolina, 2009 (395)
 Had 200-299 yards passing:..... vs. Marylandt, 2009 (206)
 Had 76-125 yards passing:..... vs. Colorado (JAX), 2008 (119)
 Had LESS than 75 yards passing:..... vs. Miami, 2005 (74)
 Had 40 or more pass attempts:..... vs. NC State, 2009 (40)
 Had 30-39 attempts:..... at Florida, 2009 (32)
 Attempted 20 or fewer passes:..... vs. Virginia Tech, 2008 (19)
 Had 30 or more pass completions:..... at North Carolina, 2009 (33)
 Had 20-29 pass completions:..... at Clemson, 2009 (21)
 Had FEWER than 10 pass completions:..... at Colorado, 2007 (8)
 Had five passing TDs:..... vs. Georgia Tech, 2009
 Had four passing TDs:..... vs. UTC, 2008
 Had three passing TDs:..... at North Carolina, 2009
 Had zero passing TDs:..... vs. West Virginia, 2010
 Had seven passes intercepted:..... at South Carolina, 1984
 Had six passes intercepted:..... vs. NC State, 1998
 Had five passes intercepted:..... vs. Wake Forest, 2008
 Had four passes intercepted:..... at Clemson, 2009
 Had three passes intercepted:..... vs. Maryland, 2009
 Did not throw an interception:..... vs. West Virginia, 2010

RECEIVING

Had one player with 100 yards receiving:..... at North Carolina, 2009
 (Dwens, 9-199)
 Had two players with 100 yards receiving:..... at Boston College, 2009
 (Goodman 105, Reed 106)
 Had three players with 100 yards receiving:..... vs. The Citadel, 2005
 (Davis 125, Fagg, 113, Carr 104)

COMBINATION OFFENSE

Had one 300-yard passer and one 100-yard rusher in a game:..... vs. Duke, 2007
 Drew Weatherford (339 pass), Antone Smith (146 rush)
 Had (1) 100-yd receiver and (1) 100-yd rusher in a game:..... vs. Kentucky, 2007
 Antone Smith (156 rush), Preston Parker (105 receive)

TOTAL OFFENSE

Had 550 or more yards total offense:..... vs. NC State, 2009 (555)
 Had 500-549 yards total offense:..... vs. Georgia Tech, 2009 (539)

Had 450-499 yards total offense:..... at Miami, 2008 (469)
 Had 400-449 yards total offense:..... vs. West Virginia, 2010 (415)
 Had 151-200 yards total offense:..... vs. Wake Forest, 2006 (139)
 Had LESS than 150 yards total offense:..... vs. Wake Forest, 2006 (139)
 Had 85 or more plays:..... at Miami, 2008 (86)
 Had 75-84 plays:..... at BYU, 2009 (77)
 Had FEWER than 55 plays:..... vs. Maryland, 2009 (51)

SCORING

Scored 60 or more points:..... vs. Western Carolina, 2008 (69)
 Scored 50-59 points:..... at BYU, 2009 (54)
 Scored 40-49 points:..... at Wake Forest, 2009 (41)
 Scored 30-39 points:..... vs. West Virginia, 2010 (33)
 Allowed 60 or more points:..... Never
 Allowed 50-59 points:..... vs. Florida (Sugar Bowl), 1996 (52)
 Allowed 40-49 points:..... at Clemson, 2009 (40)
 Allowed 30-39 points:..... at Florida, 2009 (37)
 FSU lost by 45 or more points:..... at Miami, 1976, (47)
 FSU lost by 35-44 points:..... at Virginia Tech, 1974 (35)
 Scored On First Drive Of Game:..... at Wake Forest (2009)
 FSU lost by 30 or more points:..... vs. Florida, 2008 (30)
 FSU lost by 20 or more points:..... at Florida, 2009 (27)
 Was held scoreless:..... vs. Wake Forest, 2006 (30-0)
 Was held scoreless in Doak Campbell:..... vs. Wake Forest, 2006 (30-0)
 Was held scoreless on the road:..... vs. Miami, 1988 (31-0)
 Held opponent scoreless:..... vs. Western Carolina, 2008 (69-0)
 Held opponent scoreless at Doak Campbell:..... vs. Western Carolina, 2008 (69-0)
 Held opponent scoreless on the road:..... at Notre Dame, 2003 (37-0)
 Held opp. scoreless at neutral site:..... Kansas, (Meadowlands) 1993, (42-0)
 Held opponent without a touchdown:..... at Maryland, 2008
 Held two opponents scoreless in one season:..... 2003
 Held three opponents scoreless in one season:..... 1993
 Held four opponents scoreless in one season:..... 1993
 Held five opponents scoreless in one season:..... Never
 Held an ACC opponent scoreless:..... vs. UTC, 2008 vs. Virginia, 2006 (33-0)
 Held two ACC opponents scoreless:..... 1993
 Held three ACC opponents scoreless:..... 1993
 Held four ACC opponents scoreless:..... Never
 Scored a two-point conversion:..... vs. Maryland, 2009 (Manuel to Easterling)

TURNOVERS

Committed nine turnovers:..... at South Carolina, 1984 (7 Int., 2 Fum.)
 Committed eight turnovers:..... Never
 Committed seven turnovers:..... vs. Wake Forest, 2008 (5 Int., 2 Fum.)
 Committed six turnovers:..... at NC State, 1998 (6 Int.)
 Committed five turnovers:..... at Clemson, 2009 (4 Int. 1 Fumble)
 Committed four turnovers:..... vs. USF, 2009 (4 Fumbles)
 Lost five or more fumbles:..... Never
 Lost four or more fumbles:..... vs. USF, 2009 (4)
 Lost three or more fumbles:..... vs. Jacksonville State, 2009 (3)
 Did not commit a turnover:..... vs. West Virginia, 2010
 Did not commit a turnover in consec. games:..... NC St and Va Tech (2008)
 Lost a game in which they didn't commit a turnover:..... at Florida (2007)
 Recorded five or more takeaways:..... at BYU, 2009 (3 INT, 2 Fumbles)
 Returned two or more interceptions for TDs:..... vs. Michigan, 1991
 Returned an interception for a TD:..... at Clemson, 2009
 (Jamie Robinson, 52 yards)
 Returned a fumble for a TD:..... vs. Jacksonville State, 2009
 (Kevin McNeil, 33 yards)
 Two Players Returned a Fumble for a TD in a game:..... vs. Wisconsin, 2008
 (Derek Nicholson and Dekoda Watson)

DEFENSE

Held opponent to 0 or fewer rushing yards:.....at Colorado, 2007 (-27)
 Held opponent to 1-10 rushing yards:.....vs. Duke, 2007 (9)
 Held opponent to 11-50 rushing yards:.....vs. UTC, 2008 (29)
 Held opponent to 51-100 passing yards:.....at North Carolina, 2009 (95)
 Held opponent to 50 or fewer passing yards:.....vs. USC, 1999 (23)
 Held opponent to 201-300 yds total offense:.....at Maryland, 2008 (252)
 Held opponent to 151-200 yds total offense:.....vs. UTC, 2008 (164)
 Held opponent to 101-150 yds total offense:.....at Miami, 2006 (134)
 Held opponent to 100 or fewer yds total offense:.....vs. The Citadel, 2005 (91)
 Intercepted five or more passes:.....vs. Wake Forest, 1997 (5)
 Intercepted four or more passes:.....vs. Maryland, 1999 (4)
 Intercepted three or more passes:.....at BYU, 2009 (3)
 Scored a safety:.....vs. Colorado (JAX), 2008
 Scored two or more safeties:.....vs. Central Florida, 1995
 Scored on a blocked FG.....vs. Clemson, 2006 (Tony Carter 69 yards)
 Recorded 10 or more sacks:.....vs. Wake Forest, 1997 (11)
 Recorded nine or more sacks:.....vs. Miami, 2005 (9)
 Recorded eight or more sacks:.....vs. Miami, 2005 (9)
 Recorded seven or more sacks:.....vs. Jacksonville State, 2009 (7)
 Recorded six or more sacks:.....at Maryland, 2008 (6)
 Held opponent to 10 or fewer first downs:.....vs. Chattanooga, 2008 (7)
 Broke up 10 more passes:.....at Miami, 2008 (13)

SPECIAL TEAMS

Returned a punt for a TD:.....at Wake Forest, 2009 (Greg Reid, 68 yards)
 Returned at least two punts for TDs in a season:.....Willie Reid, 2005 (3)
vs. Va Tech, Maryland, Penn State
 Returned a blocked punt for a TD:.....vs. UCLA, 2006 (Lawrence Timmons, 25 yds)
 Blocked A Punt For A Safety:.....vs. Colorado (JAX), 2008
 Returned a kickoff for a TD:.....vs. Colorado, 2008 (Michael Ray Garvin-94)
 Blocked one punt:.....vs. Colorado, 2008 (Dekoda Watson)
 Blocked two punts:.....vs. NC State, 2005 (Houllis, Church)
 Blocked three punts:.....Never
 Punted 10 or more times:.....at NC State, 2004 (11)
 Punted Once:.....vs. Georgia Tech, 2009
 Blocked a field goal:.....vs. Clemson, 2006 (Patrick Robinson)
 Blocked two field goals:.....at Duke, 2003 (B.J. Ward)
 Blocked a FG and returned for a TD:.....vs. Clemson, 2006 (T. Carter 69 yds)
 Had a field goal blocked:.....Gary Cismesia at Maryland, 2006
 Had a field goal blocked and returned for a TD:.....Gary Cismesia at Florida, 2005
 Blocked a PAT kick:.....at Florida, 2009 (Kevin McNeil)
 Scored on a blocked PAT attempt:.....at Duke, 2006 (Patrick Robinson)
 Missed a kicking PAT:.....at BYU, 2009 (1)
 Had a kicking PAT blocked:.....vs. Florida, 2008 (Graham Gano)
 Had a punt blocked.....vs. NC State, 2009 (Shawn Powell)
 Recovered an on-side kick:.....at Wake Forest, 2009
 Did not record a punt:.....vs. Maryland, 1992


MISCELLANEOUS

Had 30 or more first downs:.....vs. Duke, 2007 (30)
 Had 20-29 first downs:.....vs. West Virginia, 2010 (24)
 Had FEWER than 10 first downs:.....at Clemson, 2007 (8)
 Had 20 or more penalties:.....vs. Duke, 1997 (20)
 Had 15-19 penalties:.....at North Carolina, 2009 (16)
 Had 10-14 penalties:.....at Miami, 2008 (12)
 Had 150 or more yards in penalties:.....vs. West Virginia, 2005 (174)
 Had 100-149 yards in penalties:.....at North Carolina, 2009 (121)
 Had less than 25 yards in penalties:.....at BYU, 2009 (24)
 Had ZERO penalties:.....vs. Maryland, 2009
 Had 35 minutes or more possession time:.....vs. West Virginia, 2010 (37:07)
 Was involved in a tie game.....vs. Florida, 1994 (31-31)
 Was involved in an overtime game:.....vs. Penn State, 2006
 Scoring Drive of 20 or more plays:.....vs. Notre Dame, 2002 (20)
 Scoring Drive of 15 or more plays:.....at Clemson, 2009 (16)

THE LAST TIME A FLORIDA STATE PLAYER...

RUSHING

Rushed 35 or more times:.....Never
 Rushed 30-34 times:.....Greg Jones at Miami, 2002 (31)
 Rushed 25-29 times:.....Jermaine Thomas vs. West Virginia, 2010 (25)
 Rushed 20-24 times:.....Jermaine Thomas vs. NC State, 2009 (20)
 Rushed for 300 or more yards:.....Greg Allen vs. Western Carolina, 1981 (322)
 Rushed for 200-299 yards:.....Sammie Smith vs. Tulane, 1988 (212)
 Rushed for 175-199 yards:.....Jermaine Thomas vs. NC State, 2009 (186)
 Rushed for 150-174 yards:.....Antone Smith vs. Colorado (JAX), 2008 (25-154)
 Rushed for 125-149 yards:.....Jermaine Thomas at Wake Forest, 2009 (25-149)
 Rushed for 100-124 yards:.....Jermaine Thomas vs. West Virginia, 2010 (25-121)
 QB rushed for 100 or more yards:.....Christian Ponder at UM, 2008 (144)
 QB rushed for 60-99 yards:.....EJ Manuel vs. West Virginia, 2010 (70)
 QB rushed for a TD of 50+ yards:.....D'Vontrey Richardson (55), vs. UTC, 2008
 Four Rushing TDs:.....Antone Smith at Miami, 2008
 Three Rushing TDs:.....Antone Smith vs. Colorado, 2008
 Two Rushing TDs:.....Jermaine Thomas vs. West Virginia, 2010 (2)
 Two Players Rush For Two TDs:.....J. Thomas & C. Thompson vs. NC State, 2009(2)
 Had a run of 80 yards or more:.....Antone Smith at Duke, 2006 (80)
 Had a run of 60-79 yards:.....Jermaine Thomas at GT, 2008 (62)
 Had a run of 50-59 yards:.....Jermaine Thomas vs. NC State, 2009 (54)



Jermaine Thomas

PASSING

Passed for 400 or more yards:.....Chris Weinke vs. Clemson, 2000 (521)
 Passed for 300-399 yards:.....Christian Ponder at North Carolina, 2009 (395)
 Passed for 200-299 yards:.....EJ Manuel vs. Maryland, 2009 (206)
 Attempted 45 or more passes:.....Drew Weatherford vs. Kentucky, 2007 (48)
 Attempted 35-44 passes:.....Christian Ponder vs. NC State, 2009 (40)
 Completed 40 or more passes:.....Drew Weatherford vs. Penn St., 2006 (43)
 Completed 30-39 passes:.....Christian Ponder at North Carolina, 2009 (33)
 Threw five TD passes:.....Christian Ponder vs. Georgia Tech, 2009
 Threw four TD passes:.....Drew Weatherford at Duke, 2006
 Threw six interceptions:.....Chris Wienke at NC State, 1998
 Threw four interceptions:.....Chris Rix vs. Miami, 2001
 Threw three interceptions:.....EJ Manuel vs. Maryland, 2009
 Completed a pass of 80 yards or more:.....Ponder to R. Owens at UNC, 2009 (98)
 Completed a pass of 70-79 yards:.....X. Lee to D. Fagg vs. Alabama (JAX), 2007 (70)
 Completed a pass of 50-69 yards:.....C. Ponder to C. Piurowski vs. Jax State, 2009 (53)
 Passed for 4 TDs in a half:.....Christian Ponder vs. Georgia Tech, 1st half, 2009
 Passed For 3 TDs In A Half:.....Christian Ponder at North Carolina, 2nd half, 2009
 Completed A Pass To 9 Different Receivers:.....Christian Ponder at BYU, 2009

RECEIVING

Caught 15 or more passes:.....Ron Sellers vs. South Carolina, 1968 (16)
 Caught 10-14 passes:.....Richard Goodman vs. Duke, 2007 (11)
 9 Different Receivers caught a pass:.....at BYU, 2009
 Had 200 or more receiving yards:.....Craphonso Thorpe at Notre Dame, 2003 (217)
 Had 175-199 yards receiving:.....Rod Owens at North Carolina, 2009 (199)
 Had 150-174 yards receiving:.....Chauncey Stovall vs. Florida, 2004 (181)
 Had 100-149 yards receiving:.....Taiwan Easterling vs. Georgia Tech, 2009 (104)
 Caught three TDs:.....Greg Carr at Duke, 2006
 Caught two TDs:.....C. Surrency vs. UTC, 2008
 Caught a 2 pt. conversion:.....Taiwan Easterling (from EJ Manuel) vs. Maryland, 2009

TOTAL OFFENSE

Had 500 or more yards:.....Chris Weinke vs. Clemson, 2000 (509)
 Had 400-499 yards:.....Christian Ponder at North Carolina, 2009 (409)
 QB had 100 yards both passing and rushing:.....Christian Ponder vs. Miami, 2008
 (144 rushing, 159 passing)

SCORING

Accounted for five TDs:.....Christian Ponder vs. Georgia Tech, 2009 (5 passing)
 Accounted for four TDs:.....Antone Smith at Miami, 2008 (4 rush)
 Accounted for three TDs:.....Christian Ponder at North Carolina, 2009 (3 pass)
 Scored four or more TDs:.....Antone Smith at Miami, 2008 (4 rush)
 Scored three TDs:.....Antone Smith vs. Colorado, 2008 (3 rush)
 Scored two TDs:.....Jermaine Thomas vs. West Virginia, 2010 (2 rush)

DEFENSE

Intercepted three or more passes:.....Mario Edwards at Wake Forest, 1998 (4)
 Intercepted two passes:.....Ochuko Jenije vs. USF, 2009
 Five consecutive games with an interception:.....Terrell Buckley (11/2/91-1/1/92)
 Patrick Robinson (10/6/07-11/3/07)
 Recovered three or more fumbles:.....Ron Wallace vs. Wichita St., 1969 (3)
 Recorded five or more sacks:.....Daryl Bush vs. N. Carolina, 1997 (5)
 Recorded four sacks:.....Alonzo Jackson at Louisville, 2002
 Recorded three sacks:.....Dekoda Watson vs. Jacksonville State (3.5), 2009
 Recorded three sacks in three games in a season:.....Everette Brown vs. Virginia Tech,
 vs. Clemson, and at Maryland, 2008
 Recorded two sacks:.....Dekoda Watson vs. West Virginia, 2010
 Recorded 15 or more tackles:.....A.J. Nicholson at BC, 2005 (19)
 Recorded 10-14 tackles:.....Nigel Bradham at Florida, 2009 (12)
 Returned a fumble for a TD:.....Kevin McNeil vs. Jacksonville State, 2009 (33 yards)
 Two Players Returned a fumble for a TD in a game:.....Derek Nicholson and
 Dekoda Watson vs. Wisconsin, 2008

Returned a INT for a TD:.....Jamie Robinson at Clemson, 2009 (52 yds)
 DT Returned a INT for a TD:.....Markus White vs. Miami, 2009 (31 yds)
 Recorded 4 TFL in a game:.....Everette Brown at Maryland, 2008 (4.5)
 Recorded 3 TFL in a game:.....Dekoda Watson vs. West Virginia, 2010

SPECIAL TEAMS

Scored 13 or more points kicking:.....Dustin Hopkins vs. West Virginia, 2010 (15)
 Kicked five FGs:.....Gary Cismesia vs. Miami, 2007
 Kicked four FGs:.....Dustin Hopkins vs. West Virginia, 2010
 Kicked three FGs:.....Dustin Hopkins at North Carolina, 2009
 Kicked two FGs of 50 or more yds:.....Derek Schmidt vs. Memphis, 1985 (51, 51)
 Kicked one FG of 50-59 yards:.....Dustin Hopkins vs. Miami, 2009 (52)
 Kicked a 60 yard field goal:.....Gary Cismesia at Florida, 2007 (60)
 Had a 50+ yard FG in five straight games:.....Graham Gano, 2008
 Kicked 15 consecutive FG:.....Graham Gano, 2008 (18)
 Had a punt of 70 or more yards:.....Sean Liss at Miami, 1996 (76)
 Had a punt of 60-69 yards:.....Shawn Powell vs. Jacksonville State, 2009 (64)
 Had three punts over 50 yards:.....Shawn Powell vs. Wake Forest, 2008
 Punted nine or more times:.....Graham Gano at Clemson, 2007 (9)
 Had 3 punts downed inside the opponent's five:.....Graham Gano vs. Wisconsin, 2008
 Returned a fumble for a TD:.....Dekoda Watson vs. Wisconsin, 2008 (3)
 Totalled 175 or more kick return yards:.....Leon Bright vs. Va. Tech, 1974 (184)
 Totalled 100-174 kick return yards:.....Greg Reid vs. Miami, 2009 (100)
 Totalled 100 or more punt return yards:.....Willie Reid at NC State, 2004 (108 on 6)
 Blocked a punt:.....Dekoda Watson, vs. Colorado (JAX), 2008
 Blocked two punts:.....Dexter Jackson vs. UNC, 1996; Ron Hester vs. B.C., 1980;
 Kelvin Smith vs. So. Miss, 1987; Jim Arnold vs. Troy St., 1950
 Blocked three punts:.....Never
 Blocked a field goal:.....Kevin McNeil vs. Jacksonville State, 2009
 Blocked a field goal and ret. for TD:.....Tony Carter vs. Clemson, 2006 (69 yards)
 Blocked a PAT kick:.....Kevin McNeil at Florida, 2009
 Returned a blocked PAT for 2 points:.....Patrick Robinson at Duke, 2006
 Returned a kickoff for TD:.....Michael Ray Garvin vs. Colorado, 2008 (94)
 Returned a punt for a TD:.....Greg Reid at Wake Forest, 2009 (68 yards)
 Returned two punts for a TD in a season:.....Willie Reid, 2005 (2)
 Returned a punt for first score of game:.....Tony Carter vs. WCU, 2008
 Returned a punt for first score of season:.....Tony Carter vs. WCU, 2008
 Blocked a punt for a safety:.....Dekoda Watson vs. Colorado, 2008

THE LAST TIME AN OPPOSING PLAYER...

RUSHING

Rushed 40 or more times:.....not since 1985
 Rushed 30-39 times:.....Tiki Barber, Virginia, 1995 (31)
 Rushed 25-29 times:.....Josh Nesbitt (QB), Georgia Tech, 2009 (27)
 Rushed for 300 yards or more:.....Sam DeJarnette, So. Miss., 1982 (304)
 Rushed for 200-299 yards:.....Sam DeJarnette, So. Miss., 1982 (304)
 Rushed for 150-199 yards:.....Noel Devine, West Virginia, 2010 (168)
 Rushed for 100-149 yards:.....Jeff Demps, Florida, 2009 (106)
 Rushed for three TDs:.....Josh Nesbitt, Georgia Tech, 2009
 Rushed for two TDs:.....Tim Tebow, Florida, 2009
 Had a run of 80 or more yards:.....Josh Adams, Wake Forest, 2007 (83)
 Had a run of 70-79 yards:.....Noel Devine, West Virginia, 2010 (78)
 Had a run of 60-69 yards:.....Jeff Demps, Florida, 2009 (62)
 Had a run of 50-59 yards:.....Andre Brown, NC State, 2006 (65)

PASSING

Passed for 500 or more yards:.....Jeff Van Raaphorst, Ariz. St., 1984 (532)
 Passed for 400-499 yards:.....Matt Ryan, Boston College, 2007 (415)
 Passed for 300-399 yards:.....Russell Wilson, NC State, 2009 (349)
 Passed for 200-299 yards:.....Tim Tebow, Florida, 2009 (221)
 Attempted 60 or more passes:.....Scott Milanovich, Maryland, 1995 (62)

Attempted 50-59 passes:	Andre' Woodson, Kentucky, 2007 (50)
Attempted 40-49 passes:	Riley Skinner, Wake Forest, 2009 (40)
Completed 30-39 passes:	Cody Hawkins, Colorado, 2007 (34)
Completed 20-29 passes:	Jamarr Robinson, Maryland, 2009 (20)
Threw five TD passes:	Russell Wilson, NC State, 2009
Threw four TD passes:	Kyle Parker, Clemson, 2009
Threw three TD passes:	Tim Tebow, Florida, 2009
Completed a pass of 75 or more yards:	R. Wilson to O. Spencer, NC State, 2009 (80)
Completed a pass of 50 or more yards:	Parker to Spiller, Clemson, 2009 (58)

RECEIVING

Caught 15 or more passes:	Alvin Pearman, Virginia, 2003 (16)
Caught 10-14 passes:	Jerricho Cotchery (10) and T. Hall (10), NC State, 2003
Caught 7-9 passes:	Torrey Smith, Maryland, 2009 (7)
Had 200 or more yards receiving:	Gary Williams, Ohio St., 1981 (220)
Had 150-199 yards receiving:	Owen Spencer, NC State, 2009 (165)
Had 100-149 yards receiving:	McKay Jacobson, BYU, 2009 (111)
Caught five TD passes:	Torry Holt, NC State, 1997
Caught three TD passes:	Jarvis Williams, NC State, 2009
Caught two TD passes:	Aaron Hernandez, Florida, 2009

SCORING

Scored five TDs:	Torry Holt, NC State, 1997 (5 rec.)
Scored three TDs:	Jarvis Williams, NC State, 2009 (3 rec.)
Scored two TDs:	Tim Tebow and Aaron Hernandez, Florida, 2009 (2 rush; 2 rec.)

DEFENSE

Intercepted three passes:	Brian Wilkins, Georgia Tech, 1996
Intercepted two passes:	Kevin Patterson, Wake Forest, 2008
Recorded three sacks:	M. Williams, NC State, 2004
Recorded two sacks:	Brandon Hicks, Florida, 2009

SPECIAL TEAMS

Scored 10 or more points kicking:	Matt Boshier, Miami, 2008 (13)
Kicked four field goals:	Sam Swank, Wake Forest, 2008
Kicked a 50-yard field goal:	Chris Davis, Western Michigan, 2006 (50)
Kicked a 60-yard punt:	Adam Podlesh, Maryland, 2006 (62)
Kickoff Return of 50 yards or more:	Mark Rodgers, West Virginia, 2010 (51)
Missed three field goals:	Sam Swank, Wake Forest, 2008

THE LAST TIME AN OPPOSING TEAM...

RUSHING

Had 400 or more yards rushing:	Georgia Tech, 2009 (401)
Had 300-399 yards rushing:	Florida, 2009 (311)
Had 200-299 yards rushing:	West Virginia, 2010 (221)
Had 26-100 yards rushing:	Clemson, 2008 (79)
Had 11-25 yards rushing:	Troy, 2006 (24)
Had 1-10 yards rushing:	Duke, 2007 (9)
Had FEWER than 0 yards rushing:	Colorado, 2007 (-27)
Had 50 or more rushing attempts:	Georgia Tech, 2009 (57)
Had six rushing TDs:	Georgia Tech, 2009
Had five rushing TDs:	Auburn, 1985
Had four rushing TDs:	Georgia Tech, 2008
Had a player with 100 yards rushing in a game:	West Virginia, 2010
Had two players with 100 yards rushing in a game:	Georgia Tech, 2009

PASSING

Had 400 or more yards passing:	Boston College, 2007 (415)
Had 300-399 yards passing:	NC State, 2009 (349)
Had 200-299 yards passing:	Florida, 2009 (234)
Had FEWER than 100 yards passing:	North Carolina, 2009 (95)
Had 60 or more pass attempts:	Maryland, 1995 (62)
Had 50-59 pass attempts:	Kentucky, 2007 (50)
Completed 30 or more passes:	Colorado, 2007 (34)
Had five passing TDs:	NC State, 2009
Had four passing TDs:	Clemson, 2009
Had three passing TDs:	Florida, 2009

RECEIVING

Had one player with 100 yds receiving in a game:	NC State, 2009 (165)
Had 10 players catch a pass:	Wake Forest, 2008
Had nine players catch a pass:	Florida, 2009

TOTAL OFFENSE

Had 600 or more yards total offense:	Arizona State, 1984 (651)
Had 500-599 yards total offense:	Florida, 2009 (545)
Had 400-499 yards total offense:	Maryland, 2009 (410)
Had 300-399 yards total offense:	North Carolina, 2009 (333)
Had 201-300 yards total offense:	at Maryland, 2008 (252)
Had 125-200 total offense:	UTC, 2008 (164)
Had FEWER than 125 yards total offense:	Citadel, 2005 (91)
Had 80 or more plays:	Kentucky, 2007 (86)
Had 70-79 plays:	Maryland, 2009 (73)

SCORING

Scored 60 or more points:	Never
Scored 50-59 points:	Florida (Sugar Bowl), 1996 (52)
Scored 40-49 points:	Clemson, 2009 (40)
Scored 30-39 points:	Florida, 2009 (37)
Scored a two-point conversion:	Clemson, 2009 (run)

TURNOVERS

Had five fumbles:	Kentucky, 2007 (5)
Had three fumbles LOST:	Georgia Tech, 2009
Did not commit a turnover:	Virginia Tech, 2008
Intercepted seven passes:	South Carolina, 1984
Intercepted six passes:	NC State, 1998
Intercepted five passes:	Wake Forest, 2008
Intercepted four passes:	Clemson, 2009
Intercepted three passes:	Maryland, 2009
Returned an INT for a TD:	BC, 2008 (Marcellus Bowman, 87 yards)
Returned a fumble for a TD:	Miami, 2007 (Colin McCarthy, 27 yards)

DEFENSE

Held FSU to 10 or fewer first downs:	Clemson, 2007 (9)
Scored a safety:	Miami, 2008
Held FSU to 26-50 yards rushing:	North Carolina, 2009 (43)
Held FSU to 25 or fewer yards rushing:	USF, 2009 (19)
Held FSU to 201-300 yards passing:	Wake Forest, 2009 (220)
Held FSU to 101-200 yards passing:	West Virginia, 2010 (189)
Held FSU to 100 or fewer yards passing:	Miami, 2005 (74)
Held FSU to 300 or fewer yards total offense:	Florida, 2009 (281)
Had five or more sacks:	Georgia Tech, 2008 (5)

SPECIAL TEAMS

Returned a punt for a TD:	Ronnie Hamilton, Duke, 2001 (63 yds)
Returned a blocked punt for a TD:	Markese Fitzgerald, Miami, 2001 (5 yds)
Returned a kickoff for a TD:	Justin Miller, Clemson, 2004 (86 yds)
Punted 10 or more times:	Alabama, 2007 (10)
Punted Once:	Florida, 2009
Did not punt:	Georgia Tech, 2009
Missed a kicking PAT:	Clemson, 2009 (3)
Recovered an on-sides kick:	Clemson, 2009
Blocked a PAT:	North Carolina, 2003
Blocked a Field Goal:	Florida, 2005
Returned a blocked FG for a TD:	Reggie Lewis, Florida, 2005 (52 yards)
Blocked a Punt:	NC State, 2009

MISCELLANEOUS

Had 30 or more first downs:	Florida, 1990 (31)
Had 20-29 first downs:	Florida, 2009 (22)
Had fewer than 10 first downs:	UTC, 2008 (7)
Had 10 or more penalties:	Florida, 2009 (12)
Had 100 or more yards in penalties:	Boston College, 2007 (121)
Had 35 minutes or more of possession time:	Maryland, 2009 (37:05)
Had one 100-yard rusher and one 100-yard receiver:	NC State, 2009
Had fewer than 20 yards in the first quarter:	Alabama (19), 2007
Had fewer than 20 yards in a quarter:	Georgia Tech (2), 4th, 2008
Had no first downs in the first quarter:	Alabama, 2007
Had no first downs in a quarter:	Georgia Tech, 4th, 2008

ALL-TIME JERSEY NUMBERS

- 1**
 Frank Fontes (70, 71)
 Ahmet Askin (72, 73, 74)
 Keith Singletary (75)
 Dave Cappelen (76, 77, 78, 79)
 Rick Taylor (80)
 Eric Thomas (81, 82, 83, 84, 85)
 Scott DiMare (86, 87, 88)
 Shannon Baker (89, 90, 91, 92)
 Andre Cooper (93, 94, 95, 96)
 Reggie Durden (96, 98, 99)
 Sam Cowart (97)
 Jeff Chaney (00)
 Jesse Stein (01)
 Craphonso Thorpe (01, 02, 03, 04)
 Fred Rouse (05)
 Brandon Warren (06)
 Xavier Lee (07)
 Corey Surrency (08)

- 2**
 Reggie Webb (80)
 Steve Nicklaus (81, 82, 83, 84)
 Ronnie Andrews (85)
 Patrick White (85)
 Deion Sanders (86, 87, 88)
 Eric Tural (89)
 Clifton Abraham (90, 91, 92, 93, 94)
 Samari Rolle (84, 95, 96, 97)
 RETIRED (85)

- 3**
 Duane Carrell (69, 70, 71)
 Joe Downey (72, 73, 74)
 Bill Duley (75, 76, 77)
 Rohn Stark (78, 79, 80, 81)
 Hassan Jones (82)
 Herb Gainer (83, 84, 85, 86, 87)
 Rick Tuten (86)
 Richie Andrews (87)
 Leon Fowler (88, 89, 90, 91, 92)
 Scott Bentley (93, 94, 95, 96)
 Tres Walton (96, 97, 98)
 Malcolm Tatum (98, 99, 00, 01, 02)
 Leon Washington (03, 04, 05)
 Myron Rolle (06, 07, 08)
 E.J. Manuel (08, 09)

- 4**
 Chris Gerbasi (80)
 Jessie Hester (81, 82, 83, 84)
 Peter Tom Willis (85, 86, 87, 88, 89)
 Chris Weinke (90)
 Marquette Smith (91)
 Corey Fuller (92, 93, 94)
 Robert Hammond (94)
 Troy Sanders (95, 96, 97, 98)
 Chris Hope (98)
 Anquan Boldin (00, 01, 02)
 P.K. Sam (03)
 Kenny O'Neal (05)
 Mikhail Kornegay (06)
 Tony Carter (07, 08)
 Terrance Parks (09)

- 5**
 Weegie Thompson (79)
 Joe Wessel (82, 83, 84)
 Chip Ferguson (85, 86, 87, 88)
 Kenny Felder (89, 90, 91)
 Jason Powers (92)
 Jon Stark (93, 94)
 Theon Rackley (95, 96, 97, 98, 99)
 Travis Chambers (96)
 Cornelius Collier (99, 01, 02)
 Adrian McPherson (02)
 Chris Davis (03, 04, 05, 06)
 Preston Parker (07, 08)
 Greg Reid (09)

- 6**
 Dennis McKinnon (80, 81, 82)
 Louis Berry (83, 84, 85, 86)
 Bill Mason (88)
 LeRoy Butler (87, 88, 89)
 Grady Ross (90)
 Steve Gilmer (90, 91, 92, 93, 94)
 Harold Wright (93)
 Troy Sanders (94)
 Robert Hammond (95, 96, 97)
 Derrick Gibson (98, 99, 00)
 Anquan Boldin (99)
 Greg Jones (01, 02, 03)
 Anthony Bredwood (01)
 Willie Jones (04, 05)
 Antone Smith (06, 07, 08)

- 7**
 Mike Smith (79, 80)
 Mike Rendina (81, 82)
 Barry Barco (83, 84, 85)
 Ronald Lewis (86, 87, 88, 89)
 Eric Tural (90, 91)
 Aaron Dely (92, 93, 94, 95)
 Billy Brown (95)
 Germaine Stringer (96)
 Laveranues Coles (97, 98, 99)
 Rufus Brown (99, 00, 01, 02, 03)
 Buster Davis (04, 05, 06)
 Marcus Ball (07)
 Christian Ponder (08, 09)

- 8**
 Eric Riley (80, 81, 82, 83, 84)
 Anthony Johnson (85)
 Terry Anthony (86, 87, 88, 89)
 Scott Edwards (89)
 Corey Sawyer (90, 91, 92, 93)
 Magic Benton (94)
 Damian Harrell (95, 96, 97)
 Clevon Thomas (97, 98, 99, 00)
 Bryant McFadden (01, 02, 03, 04)
 Roger Williams (05, 06, 07)
 Taiwan Easterling (09)
 Chad Colley (09)

- 9**
 Greg Thompson (80)
 Warren Hanna (81, 82)
 Steve Bloodworth (83)
 John Ricciardi (84)
 Bill Richardson (84)
 Phillip Bryant (85, 86)
 Ed Smith (87)
 Richie Andrews (88, 89)
 Dan Mowrey (90, 91, 92)
 Peter Warrick (95, 96, 97, 98, 99)
 Kendrick Pope (00, 01, 02, 03)
 Xavier Lee (04, 05, 06)
 Richard Goodman (07, 08, 09)

- 10**
 Billy Odom (54)
 Vic Prinzl (56, 58)
 Bob Stephens (59)
 Ed Trancygier (60, 61)
 Bob Davis (80, 81, 82, 83, 84)
 Ben Thompson (85, 86)
 Felton Cook (86)
 Corian Freeman (87, 88, 89, 90)
 Derrick Brooks (91, 92, 93, 94)
 Dan Kendra (95, 96, 97, 98, 99)
 Rich Maher (99)
 Stanford Samuels (00, 01, 02, 03)
 Lorne Sam (04)
 Geno Hayes (05, 06, 07)
 D'Yontrey Richardson (08)
 Nick Moody (09)

- 11**
 Lee Corso (54)
 Ted Rodrigue (56, 57)
 Bob Conrad (58)
 Billy Hampton (58)
 John Massey (61)
 Charlie Calhoun (62, 63)
 H.T. Waller (64)
 Kim Hammond (65, 66, 67)
 Rick Anderson (68)
 Duane Carrell (69)
 Frank Boldin (69)
 Fred Geisler (70, 71)
 Jim Everett (72, 73, 74, 75)
 Ryale Lee (76)
 Steve Dykes (77)
 Rick Stockstill (78, 79, 80, 81)
 Kirk Coker (83, 84, 85)
 Wes Hardin (86)
 Alan Stewart (86, 87)
 Casey Weldon (87, 88, 89, 90, 91)
 Devin Bush (92, 93, 94)
 Dexter Jackson (95, 96, 97, 98)
 Jared Jones (99, 00)
 Gerald Ross (01, 02, 03, 04)
 Drew Weatherford (05, 06, 07, 08)

- 11**
 Lee Corso (54)
 Ted Rodrigue (56, 57)
 Bob Conrad (58)
 Billy Hampton (58)
 John Massey (61)
 Charlie Calhoun (62, 63)
 H.T. Waller (64)
 Kim Hammond (65, 66, 67)
 Rick Anderson (68)
 Duane Carrell (69)
 Frank Boldin (69)
 Fred Geisler (70, 71)
 Jim Everett (72, 73, 74, 75)
 Ryale Lee (76)
 Steve Dykes (77)
 Rick Stockstill (78, 79, 80, 81)
 Kirk Coker (83, 84, 85)
 Wes Hardin (86)
 Alan Stewart (86, 87)
 Casey Weldon (87, 88, 89, 90, 91)
 Devin Bush (92, 93, 94)
 Dexter Jackson (95, 96, 97, 98)
 Jared Jones (99, 00)
 Gerald Ross (01, 02, 03, 04)
 Drew Weatherford (05, 06, 07, 08)

- 12**
 Don McCormick (54)
 Len Swantic (56)
 Gene McCormick (57, 58, 59)
 Charlie Alexander (60)
 Charlie Calhoun (61)
 John Harlee (62)
 Tony Gero (63, 64, 65)
 Bill Burkhardt (66)
 Phil Hiatt (67)
 Frank Whigham (69, 70, 71)
 Bobby Baker (72)
 Steve Mathieson (73, 74, 75)
 Wally Woodham (77, 78, 79)
 Kelly Lowrey (80, 81, 82, 83)
 J.P. Connolly (84, 85, 86)
 Rick Tuten (87)
 Alan Stewart (88)
 Matt Frier (89, 90, 91, 92, 93)
 Thad Busby (93, 94, 95, 96)
 Abdul Howard (97, 98, 99, 00, 01)
 Dominick Robinson (02)
 Fabian Walker (02, 03)
 Gary Cismesia (05, 06, 07)
 Damon McDaniel (06)
 Nigel Carr (08, 09)

- 13**
 Pat Versprille (55)
 Joe Majors (57, 58, 59)
 Happy Fick (60, 61)
 Jim Parham (61)
 Steve Tensi (62, 63, 64)
 Kim Mack (80, 81, 82, 83, 84)
 Chris Lundahl (85)
 Dexter Carter (87, 88, 89)
 Mack Knight (90, 91)
 Mike Barre' (91)
 Danny Kanell (92, 93, 94, 95)
 Marvin Minnis (96, 97, 98, 99, 00)
 Adrian McPherson (01)
 Jared Hetzel (02)
 Antonio Cromartie (03, 04)
 Preston Parker (06)
 Brandon Paul (07)
 Nigel Bradham (08, 09)

- 14**
 Gerald Henderson (56)
 FrankSpringer (58)
 Eddie Feely (60, 61, 62)
 Jim Massey (63, 64, 65)
 Bill Cappelman (66, 67, 68, 69)
 Dan Forey (69)
 Frank Deming (71)
 Billy Prescott (72, 73)
 Ryals Lee (77)
 Blair Williams (80, 81, 82)
 Greg Handsel (83)
 Danny McManus (84, 85, 86, 87)
 Brad Johnson (87, 88, 89, 90, 91)
 Jeff McCrone (91, 92, 93)
 William McBride (93)
 Charles Tomeo (94, 95)
 Marc Donaldson (94)
 Richard Brown (95)
 Marlin Green (95)
 Marcus Outzen (96, 97, 98, 99, 00)
 Matt Henshaw (01, 02, 03, 04, 05)
 Christian Ponder (07)
 Avis McCormack (08, 09)

- 15**
 Bobby Renn (56, 57)
 Roy Bickford (59, 60, 61)
 Jim Seaward (62)
 Jim Massey (62)
 Russ Fischer (63)
 Pat Conway (64, 65, 66)
 Tommy Warren (67, 68, 69)
 Jimmy Jordan (76, 77, 78, 79)
 Anthony Smiley (80, 83, 84)
 Billy Turner (81)
 Lee Paige (82)
 Terry Robinson (85)
 Gary Snells (86)
 Bill Ragans (86, 87, 88, 89, 90)
 Bill Mason (87)
 Devin Bush (91)
 Phillip Riley (93, 94, 95)
 Mario Edwards (96, 97, 99)
 Jean Jeune (98)
 Fabian Walker (00)
 William McCray (01)
 Chris Davis (02)
 Chauncey Stovall (03, 04)
 Tony Carter (05, 06)
 Tommy Keane (06)
 Ouchuko Jenije (07, 08, 09)

- 16**
 Billy Weaver (54)
 Ron Williams (57)
 Ed Pritchett (63, 64, 65)
 Gary Pajcic (66, 67, 68)
 David Barnes (69)
 Randy Shively (69)
 Billy Sexton (72)
 Jimmy Black (73, 74, 75, 76)
 Jeff Ledbetter (80)
 Dominick Sneed (80)
 Rick Taylor (81, 82, 83)
 Tracy Sanders (84, 85, 86, 87, 88)
 Richard Coes (89, 90, 91, 92, 93)
 Marlin Green (94)
 Sean Key (95, 96)
 Chris Weinke (97, 98, 99, 00)
 Chris Rix (00, 01, 02, 03, 04)
 Mikhail Kornegay (05)
 Mister Alexander (08, 09)
 Will Second (09)

- 17**
 Dick Whittington (54)
 Marty Kolbus (65, 66)
 Mike Page (68)
 Jackie Speer (69)
 Gary Loucks (72)
 Ron Coppess (73)
 Wally Woodham (75)
 Bill Capece (78, 79, 80)
 Bruce Shoemaker (81, 82)
 J.P. Connolly (83)
 Eric Williams (83, 84, 85, 86, 87)
 Eric Mangham (83)
 Ben Thompson (84)
 Tim Corlew (88)
 Charlie Ward (89, 90, 91, 92, 93)
 John Pell (88, 89)
 Joe Goldsmith (70, 71, 72, 73, 74)
 Lloyd Kelly (75, 76)
 Bobby Butler (78, 79, 80)
 John Piurowski (82, 83)
 Wayne Denson (84, 85)
 John Hadley (86, 87, 88)
 Errol McCorvey (89)
 Maurice Pinckney (90)
 Clint Burton (86, 87, 88)
 Kent Gaydos (69, 70, 71)
 Mark Orlando (72)
 Clyde Walker (75, 76, 77)
 Dennis McKinnon (79)
 Weegie Thompson (80, 81, 82, 83)
 Derek Schmidt (84, 85, 86, 87)
 John Davis (89, 90, 91, 92)
 Sean Hamlet (93, 94, 95, 96)
 Sean Key (97, 98, 99)
 Yohance Buchanan (00, 01, 02)
 Greg Tony (01)
 Lorne Sam (03)
 J.R. Bryant (04, 05, 06, 07)
 Greg Carr (08)
 Dustin Hopkins (09)

- 18**
 Buck Metts (54)
 Jerry Henderson (57)
 Clint Burton (86, 87, 88)
 Kent Gaydos (69, 70, 71)
 Mark Orlando (72)
 Clyde Walker (75, 76, 77)
 Dennis McKinnon (79)
 Weegie Thompson (80, 81, 82, 83)
 Derek Schmidt (84, 85, 86, 87)
 John Davis (89, 90, 91, 92)
 Sean Hamlet (93, 94, 95, 96)
 Sean Key (97, 98, 99)
 Yohance Buchanan (00, 01, 02)
 Greg Tony (01)
 Lorne Sam (03)
 J.R. Bryant (04, 05, 06, 07)
 Greg Carr (08)
 Dustin Hopkins (09)

- 19**
 Robert Green (54)
 Pete Roberts (66)
 Phil Abraira (67, 68, 69)
 Gary Huff (69, 70, 71)
 Jack Maynard (73)
 Kurt Unglaub (76, 77, 78, 79, 80)
 Pat Milligan (81, 82, 83)
 Greg Jacobs (84)
 Sam Zigelboim (84)
 John Parks (85, 86, 87)
 John Wimberly (89, 90, 91, 92)
 Jerry Thomas (91)
 Mack Knight (93)
 Danny Marsee (93)
 E.G. Green (94, 95, 96, 97)
 Greg Moore (98, 99, 00)
 Edgar Bennett (87, 88, 90, 91)
 Marquette Smith (92, 93)
 Pooh Bear Williams (94, 95, 96)
 Davy Ford (97, 98, 99, 00, 01)
 Jared Hetzel (01)
 Ryan Reynolds (02)
 Anthony Bredwood (02)
 Pat Watkins (02, 04, 05)
 Marlan Napier (03)
 Corey Mangum (06, 07, 08, 09)
 Taiwan Easterling (07)

- 20**
 Ernie Reddick (48)
 Tommy Brown (50, 51, 52)
 Lee Corso (55, 56)
 Buddy Reynolds (57)
 Bobby Renn (58)
 Willie Whitehead (59, 60, 61)
 Dave Snyder (62, 63)
 Larry Green (64, 66, 67)
 Danny Thomas (68, 69)
 David Snell (69, 70, 71)
 Mike Shumann (72, 73, 74, 75, 77)
 Ken Burnett (80, 81, 82)
 Roosevelt Snipes (83, 84, 85)
 Keith Ross (86, 87, 88)
 Clyde Allen (89, 90, 91, 92, 93)
 James Colzie (93, 94, 95, 96)
 Vanez Giardino (97)
 Raymont Skaggs (98, 99)
 Nick Maddox (99, 00, 01, 02)
 Torrance Washington (03)
 Anthony Houllis (04)
 Jamie Robinson (06, 07, 08, 09)

- 21**
 Ralph Chaudron (48, 49)
 John Griner (54)
 Billy Odom (55, 56)
 Lenny Levy (57)
 Bobby Carnes (58)

- 22**
 George Morgan (48)
 John Quinn (49)
 Carl Grenn (54)
 Buck Metts (55, 56)
 Bobby Carnes (57)
 Lenny Levy (58)
 Jim Redfern (59)
 Ken Russom (60, 61, 62)
 Larry Brinkley (61)
 Maury Bibent (63, 64, 65)
 Chuck Eason (66, 67, 68)
 Doug Mitchell (69)
 Barry Smith (69, 70, 71)
 Bobby McKinnon (72, 73, 74, 75)
 Mike Barnes (76, 77)
 Homes Johnson (78)
 Hardis Johnson (79, 80)
 Phil Hill (82, 83, 84)
 Keith Ross (85)
 Curtis Thomas (85, 86, 87)
 Corian Freeman (86)
 Edgar Bennett (87, 88, 90, 91)
 Marquette Smith (92, 93)
 Pooh Bear Williams (94, 95, 96)
 Davy Ford (97, 98, 99, 00, 01)
 Jared Hetzel (01)
 Ryan Reynolds (02)
 Anthony Bredwood (02)
 Pat Watkins (02, 04, 05)
 Marlan Napier (03)
 Corey Mangum (06, 07, 08, 09)
 Taiwan Easterling (07)

- 23**
 Leonard Melton (48, 49)
 Ham Bisbee (54)
 Jerry Henderson (55)
 Harold Cummings (56)
 Pappy Rozman (57)
 John Sheppard (57, 58)
 Fred Grimes (59)
 Ralph Parkman (60)
 Jack Forehand (61)
 Jim Loftin (62, 63)
 Wayne Giardino (64, 65, 66)
 Bobby Lent (67)
 Don Pederson (68, 69)
 David Eddy (70, 71)
 Chris Griffin (72, 73, 74, 75)
 Jackie Flowers (76, 77, 78, 79)
 Homes Johnson (80)
 Tracy Ashley (81, 82, 83)
 Jerome McCoy (84)
 Deion Sanders (85)
 Pat White (86, 87)
 Ray Gibson (88)
 Bryce Abbott (88, 89, 90, 91)

- 24**
 Don Grant (48)
 Billy Pat Atkins (56)
 Ken Cone (58, 59, 60)
 Buddy Yarbrough (61)
 John Lanahan (69, 70, 71)
 Andy Stockton (72, 73, 74, 75)
 Mike Kincaid (76, 77)
 Harvey Clayton (79, 80, 81, 82)
 Darrin Hollaman (83, 84, 85, 86)
 Paul Moore (87)
 Sam Lopez (88)
 Felix Harris (89, 90, 91, 92)
 Rock Preston (93, 94, 95, 96)
 Jeff Chaney (98, 99)
 B. J. Werd (00, 01, 02, 03, 04)
 Darius McClure (06, 07, 08)
 Lonnie Pryor (09)

- 25**
 Ted Hewitt (48, 49)
 Joe Holt (54)
 Pat Versprille (56)
 Gerald Philp (57)
 Fred Pickard (57)
 Carl Meyer (58, 60)
 Charlie Thomas (61)
 Maury Bibent (62)
 Fred Bilatnikoff (63, 64)
 RETIRED (85)
 Jack Turner (48)
 Dan Mady (49)
 Charlie Jacobs (54)
 Billy Weaver (55, 56, 57)
 Bud Whitehead (58, 59, 60)
 Dick Thompson (61)
 Ronnie Reed (61)
 Keith Kinderman (62)
 Bill Hammond (63)
 Bill Campbell (64, 65, 66)
 Hal Hodges (67)
 James Thomas (69, 70, 71)
 Mike Harder (72)
 Donnie Holley (73)
 Hector Gray (75)
 Joe Joyner (76)
 Jessie Forbes (77)
 Wade Wallace (78, 79)
 Carl Armstrong (80)
 Greg Allen (81, 82, 83, 84)
 Anthony Williams (85)
 Alphons Williams (86, 87, 88)
 Efferin Macon (89)
 Errol McCorvey (90, 91)
 Harold Battles (92, 93, 94, 95, 96)
 Jeff Chaney (97)
 Atreus Bell (98, 99, 00, 01)
 Willie Reid (02, 03, 04, 05)
 Anthony Leon (07)
 A.J. Alexander (09)

- 26**
 Jack Turner (48)
 Dan Mady (49)
 Charlie Jacobs (54)
 Billy Weaver (55, 56, 57)
 Bud Whitehead (58, 59, 60)
 Dick Thompson (61)
 Ronnie Reed (61)
 Keith Kinderman (62)
 Bill Hammond (63)
 Bill Campbell (64, 65, 66)
 Hal Hodges (67)
 James Thomas (69, 70, 71)
 Mike Harder (72)
 Donnie Holley (73)
 Hector Gray (75)
 Joe Joyner (76)
 Jessie Forbes (77)
 Wade Wallace (78, 79)
 Carl Armstrong (80)
 Greg Allen (81, 82, 83, 84)
 Anthony Williams (85)
 Alphons Williams (86, 87, 88)
 Efferin Macon (89)
 Errol McCorvey (90, 91)
 Harold Battles (92, 93, 94, 95, 96)
 Jeff Chaney (97)
 Atreus Bell (98, 99, 00, 01)
 Willie Reid (02, 03, 04, 05)
 Anthony Leon (07)
 A.J. Alexander (09)

- 27**
 Curt Vogtritter (48)

Louis Sutton (49)
 Billy Graham (54)
 Gene Cox (55)
 Stan Doboz (56, 57)
 Jack Espenship (58, 59)
 Jack Forehand (60)
 Tom Haney (61)
 Phil Spooner (62, 63, 65)
 Bill Cox (66, 67, 68)
 Arthur Munroe (69, 70, 71)
 Ken Johnson (72)
 Mike Harder (73, 74)
 Vic Fowler (76, 77)
 Michael Whiting (79, 80, 81)
 Lenx Jackson (82)
 Randy White (83)
 Victor Floyd (84, 85, 86, 87, 88)
 Terrell Buckley (89, 90, 91)
 Brian Xanders (92)
 Rodney Wells (93, 94, 95)
 Coronta Cody (96, 97)
 Tay Cody (98, 99, 00)
 Claudius Osei (01, 02, 03, 04)
 Pat Davis (05)
 Russell Ball (07)
 Terrance Parks (08)
 Xavier Rhodes (09)

28

John Filchuck (48)
 Bobby Fiveash (51, 52, 53)
 William Swilley (54)
 Stephen Dean (55)
 Larry Weber (56)
 Wes Minton (57)
 Jim Hooks (58)
 Al Beccaccio (60)
 Ralph Norman (61)
 Winfred Bailey (62, 63, 64)
 T.K. Wetherell (65, 66, 67)
 Robert Ashmore (69, 70, 71)
 Mike Davison (72, 73, 74)
 Jerome Davis (76)
 Keith Jones (78, 79, 80)
 Rocky Kinsey (81, 82, 83, 84)
 Dedrick Dodge (85, 86, 87, 88, 89)
 Corey Fuller (90, 91)
 Sean Hamill (92)
 Warrick Dunn (93, 94, 95, 96)
 Chris Hope (99, 00, 01)
 B.J. Ward (99)
 Ryan Reynolds (01)
 Robin Charles (02)
 Lorenzo Booker (02, 03, 04, 05, 06)
 Diante Allen (08, 09)

29

Ted Martin (48)
 Gene Cox (54)
 Carmen Battaglia (55, 56, 57)
 Ron Hinson (59)
 Tom Hillbrand (60, 61, 62)
 Joe Petko (63, 64, 65)
 John Hurst (66)
 Benny Rust (69)
 Dano Fiore (70, 71)
 Fred Miller (73, 74, 75)
 Ernie Washington (77)
 Sam Platt (78, 79, 80)
 Michael Whigham (81)
 Brian Harlow (83)
 Stan Shiver (84)
 Barry Ward (84)
 Bill Richardson (85)
 Lawrence Dawsey (86, 87, 88, 89, 90)
 Phillip Riley (91)
 Sean Liss (92, 93, 94, 95)
 Farrell Spenser (93)
 Shevin Smith (94)
 Bill Gramatica (96)
 Tommy Polley (97, 98, 99, 00)
 Willie Jones (01, 02, 03)
 P.J. Selvidio (02)
 Micheal Ray Garvin (05, 06, 07, 08)
 Kendall Smith (09)

30

Dick Kendall (48)
 Vic Szczepanik (49)
 Hobo Ackerman (54)
 Bill Moremen (65, 66, 67)

Tom Bailey (66, 69)
 Brent Norris (70)
 John Kilmurray (72)
 Jeff Leggett (73, 74, 75, 76)
 Keith Kennedy (77, 78, 79)
 Larry Harris (80, 81, 82)
 Terry Grigley (84, 85)
 Dexter Carter (86)
 Tanner Holloman (86)
 Stanley Hall (87)
 Tommy Henry (88, 89)
 Omar Ellison (90, 91, 92, 93, 94)
 Jeremi Rudolph (95)
 Shevin Smith (96, 97)
 Damon Carroll (97)
 Stanford Samuels (98, 99)
 Brandon Myers (00)
 Patrick Newton (01, 02)
 Lamar Lewis (04, 05)
 Derek Nicholson (07, 08)
 Jajuan Harley (09)

31

Dick Peterson (48, 49)
 Jimmy Lee Taylor (51, 52, 53, 54)
 Bill Cox (65)
 Bill Gunter (66, 67, 68)
 Paul Magalski (69, 70, 71)
 Randy Kaiser (72)
 Rudy Falana (73, 74)
 Gator Cherry (75, 76, 77, 78, 79)
 Bill Allen (81, 82, 83, 84)
 Michael Tanks (85)
 Stanley Hall (86)
 Marlon Butts (87, 88)
 Lavon Brown (89, 90, 91, 92)
 Clarence Williams (93)
 James Graganella (93)
 Bryant McFadden (00)
 Dominic Robinson (01)
 Robert Ashmore (69, 70, 71)
 Roger Williams (03)
 Toddrick Verdell (06, 07, 08)

32

Wyatt Parrish (48, 49)
 Ted Rodrigue (54)
 Bill Richardson (65, 66)
 Ed Cherschkoff (67)
 Eddie Davis (69, 70, 71, 72)
 Mike Barnes (73, 75)
 Greg Ramsey (77, 78, 79)
 Darish Davis (80, 81)
 Martin Mayhew (83, 84, 85, 86, 87)
 Paul Moore (88, 89, 90, 91)
 Zach Crockett (92, 93, 94)
 Khalid Abdullah (95, 96, 97)
 Clay Terrill (98)
 Jean Jeune (99, 00)
 Leroy Smith (01, 02, 03, 04)
 Joe Surratt (05, 06, 07)

33

Bo Manuel (48, 49)
 Butch Riser (65, 66)
 Craig Guthrie (67, 68, 69)
 Clint Parker (69)
 Steve Hardin (70, 71)
 Rudolph Thomas (72, 73, 74, 75, 76)
 James Harris (78, 79, 80, 81)
 Pat Cicalese (82, 83, 84)
 Brian Davis (84)
 Sammie Smith (85, 86, 87, 88)
 David Dees (89)
 Dominique Ross (89)
 Sam "Tiger" McMillon (90, 91, 92, 93, 94)
 Dee Feaster (95, 96, 97, 98)
 Lemar Shiver (00, 01)
 Willie Reed (01)
 Leon Washington (02)
 Kasey Anderson (03)
 Jamaal Edwards (04, 06, 07)
 Carlton Jones (08)
 Ty Jones (09)

34

Bob Case (48)
 George Spurling (49)
 Ron Schomburger (54)
 Frank Loner (65, 66)
 Ron Sellers (66, 67, 68)

RETIRED (85)
 Ernie Sims (03, 04, 05)

35

Bill Quigley (48)
 Dan McClure (49)
 Tommy Bouchlas (54)
 John Hosaak (65, 66)
 John Gray (68, 69)
 Randy Shively (70, 71)
 Brooks Burroughs (72)
 Leon Bright (73, 74, 75)
 Ernie Sims (78, 80, 81)
 Ellis Singletary (79)
 Horace Wilmot (82, 83)
 John Hadley (84, 85)
 Lenny Sutton (86)
 Chris Parker (87, 88, 89, 90)
 Sean Jackson (91, 92, 93)
 Dante Snodgrass (93)
 Rendell Long (94)
 Todd Frier (95, 96, 97, 98, 99)
 Claudius Osei (00)
 Brandon Myers (01)
 Eric Shelton (01)
 B.J. Dean (02, 03, 04, 05)
 Marcus Sims (06, 07, 08)

36

Joe Crona (48)
 Bob Walf (49)
 Bill Brown (54)
 Rick Oream (69, 70, 71)
 Doug Giosson (72)
 Jim Heggins (73, 75)
 Chip Sanders (76, 77)
 Cliff Holiday (79, 80, 81, 82)
 James Graganella (83)
 Cleveland McNabb (84)
 Eric Stiehl (85, 86)
 Kelvin Smith (87, 88, 89, 90)
 Ken Alexander (91, 92, 93)
 James D'Amico (94)
 Dennis Andrews (95)
 Vanez Gooch (96)
 William McCray (97, 98, 99, 00)
 James Buchanan (01, 02)
 James Coleman (03, 04, 05)
 Dekoda Watson (06, 07, 08, 09)

37

Marvin Urquhart (48, 49)
 Harry Massey (54)
 Oscar Roberts (70, 71)
 Jesse Forbes (72)
 Danny Greene (73)
 Greg Ramsey (75)
 Mike Smith (77, 78)
 Clay Terrill (98)
 Greg Cary (90)
 John Feagin (81, 82)
 Cleveland McNabb (83)
 Eric Stiehl (84)
 Stan Shiver (85, 86, 87, 88)
 Kevin Miller (89)
 Sean Jackson (90)
 Chris Keen (91)
 Jeremy Morris (93)
 Kendrick Scott (93, 94)
 Marcus Bullock (95, 96)
 Forrest Green (97)
 Shawn McCorkel (98)
 Pete Henderson (99)
 Chance Gwaltney (01, 02)
 Brett Cimorelli (03)
 Chase Goggans (03)
 Rodney Gallon (05, 06, 07)

38

Jack Tully (48, 49)
 Buzzy Lewis (70, 71, 72)
 Aaron Carter (73)
 Mike Kincaid (75)
 Larry Ellison (77)
 Kelly Burney (80)
 Ken Roe (81, 82, 83)
 Paul McGowan (84, 85, 86, 87)
 Jason Crain (88)
 David Bassett (89, 90)
 Scott Holmes (91, 92, 93)
 Dan LaRose (93)
 Mike Miranda (94)

Mario Edwards (95)
 Laveranues Coles (96)
 Sebastian Janikowski (97, 98, 99)
 Greg Jones (00)
 Paul Irons (01, 02, 03, 04)
 Sean Compton (06)
 Jermaine Thomas (08, 09)

39

William Dawkins (48, 49, 50, 51)
 Steve Vickers (72)
 Jeff Ridings (73, 74, 75, 76)
 Reggie Herring (77, 78, 79, 80)
 Manny Carballo (82)
 Ron Moore (84)
 Brian Davis (85, 86, 87, 88)
 Ed Clark (89, 90, 91, 92)
 Melvin Pearsall (93)
 Hank Grant (94, 95, 96, 97)
 Ryan Sprague (98)
 Chad Maedder (99, 00, 01)
 Marcello Church (02, 03, 04, 05)
 Tavares Pressley (09)

40

Joe Marcus (48, 49)
 Vince Gibson (54)
 Joe Holt (55)
 Larry Cummings (56)
 Terrell Teague (57, 58)
 Paul Pasquale (58)
 Doug Williams (60)
 Buck Carlton (61)
 John Harlee (61)
 Doug Messer (62, 63)
 Lee Narramore (64)
 Mike Blatt (65, 66, 67)
 Brent Gilman (68, 69)
 Eddie McMillan (69, 70, 71)
 Ben Graham (72)
 Bobby Jackson (73, 74, 75, 76, 77)
 Gary Henry (78, 79, 80, 82)
 Manny Carballo (81)
 Greg Newell (83, 84, 85, 86, 87)
 Terry Nettles (84)
 David Bassett (88)
 David Stallworth (89, 90, 91)
 Alonzo Horner (92, 93)
 Lamont Green (94, 95, 96)
 Tony Bryant (97, 98)
 Eric Moore (00)
 Allen Augustin (01, 02, 03)
 Matt Dunham (07, 09)
 Rod Roberts (08)

41

Bob Browning (48)
 Dwight Osha (49)
 Pat Versprille (54)
 Joe Holt (56)
 Dink Lawrence (58)
 Denny Schou (59)
 Stan Shiver (60)
 Gene Roberts (61, 62, 63)
 Bob Menendez (64, 65)
 John Crowe (66, 67, 68)
 Phil Cahoon (72, 73, 74)
 Gary Woolford (75, 76)
 Joe Demarest (77)
 Tommy Young (79, 80)
 Cedric Jones (81, 82, 83, 84)
 Ed Clark (85, 86, 87)
 Chris Hall (88, 89)
 Tommy Henry (90, 91, 92)
 Phillip Simpson (93)
 Jason Poppell (94, 95)
 Brian Allen (96)
 Lee Weaver (00, 01)
 Kyler Hall (01, 02, 03, 05)
 Sedrick Holloway (06)
 Kendall Smith (07, 08)

42

Walter Foy (48, 49)
 Nelson Italiano (50, 51, 52)
 John Griner (55)
 Frank Scheible (56)
 Pappy Rozman (58)
 Paul Andrews (59, 60, 61)
 Ralph Norman (62)
 Les Murdock (63, 64)

Alan LaMarche (65)
 Bill Cheshire (67, 68)
 Ron Ratliff (69, 70, 71)
 Joe Camps (72, 73, 74, 75, 76)
 Monk Bonasorte (77, 78, 79, 80)
 Quinton Reed (81)
 Cletis Jones (82, 83, 84, 85)
 Reno Fells (86)
 Felton Cook (87)
 John Mierna (88)
 Amp Lee (89, 90, 91)
 Mike Gibson (92)
 Jermaine Green (93, 94, 95)
 Kwaesi Palmer (96, 97)
 Jeral Hudson (98, 99, 00, 01, 02)
 Ben Waldrop (98)
 Anthony Bredwood (03)
 Kenny Ingram (05)
 Sedrick Holloway (07, 08)

43

Kenneth MacLean (48, 49)
 Bob Barber (54)
 Emil Abood (55, 56)
 Lou Manning (57)
 Ron Hinson (58)
 Fred Pickard (58, 59)
 John McConaughay (60, 61)
 Wade Botts (61)
 George D'Allesandro (62)
 Howard Ehler (63, 64, 65)
 Howell Montgomery (66, 67, 68)
 John Montgomery (69, 70, 71)
 Earl Humes (72, 73)
 Paul Piorowski (75)
 Hector Gray (78, 79)
 Homer Thomas (80)
 Brian McCrary (81, 82, 83, 84)
 Reno Fells (85)
 Leroy Butler (86)
 Ray Gibson (87)
 Bill Mason (88, 89, 90)
 Eric Smith (91, 92, 93, 94)
 Ronney Daniels (95)
 Jason Poppell (96)
 David Bassett (97)
 Billy Rhodes (98)
 Randy Golightly (99, 00, 01)
 Bryce Cox (01)
 Torrence Washington (02)
 Gordy Reid (03)
 Graham Gano (06, 07, 08)
 Vincent Zann (09)

44

Buddy Strauss (48, 49)
 Bud Leonard (54, 55)
 Eddie Johnson (56, 57)
 Jim Calhoun (58, 59)
 Ed Parker (60)
 Marion Rnherts (61, 62, 63)
 Jim Mankins (65, 66)
 John Pittman (68)
 Buddy Gridley (69, 70, 71)
 Hodges Mitchell (72)
 Larry Key (73, 74, 75, 76, 77)
 Ricky Williams (79, 80, 81, 82)
 Chuck Wells (83, 84, 85, 86)
 Pete Bazos (85)
 John Wycho (87, 88, 90)
 William Floyd (91, 92, 93)
 Daryl Bush (94, 95, 96, 97)
 Bradley Jennings (98, 99, 00, 01)
 Sam McGrew (02, 03, 04, 05)
 Marcus Ball (06)
 Maurice Harris (08, 09)

45

Charles Farror (48)
 Curtis Campbell (49)
 Bob Morris (54)
 Roger Brownlee (80, 81)
 Isaac Williams (82, 83, 84, 85)
 Reggie Johnson (86, 87)
 Kirk Carruthers (88, 89, 90, 91)
 Henri Crockett (92, 93, 94, 95, 96)
 Lamont Green (97, 98)
 Darrell Dockett (99, 00, 01, 02, 03)
 Charlie Graham (06, 07)
 Shawn Powell (08, 09)

46

Johnny Thombleson (48)
 Frank Marcus (49)
 Buddy Reynolds (54)
 Arthur Munroe (68)
 Brian Bengtson (69, 71)
 Detroit Reynolds (72)
 Lee Nelson (73, 74, 75)
 Ivory Joe Hunter (76, 77, 78, 79)
 Mark Rodrigue (80, 81)
 Stuart Wyatt (82, 83, 84)
 Felton Hayes (85, 86, 87, 88)
 Ray Bell (89)
 Phillip King (90)
 Derrick Clark (91)
 Travis Sherman (92, 93, 94, 95)
 Tommy Polley (96)
 Michael Hamilton (98, 99)
 Gennaro Jackson (01)
 Nate Hardage (02, 03)
 Anthony Houllis (05, 06, 07)
 Vince Williams (08)
 Vincent Zann (09)

47

Monte May (48, 49)
 Joe Beason (66, 68)
 George Davis (69)
 Chip Harris (69)
 David McNish (70, 71)
 David McGinn (72)
 Nat Terry (73, 74, 75, 76, 77)
 Tim Koehnemann (78)
 Brian Williams (80, 81, 82, 83, 84)
 Stuart Wyatt (85)
 Kevin Grant (86, 87, 89)
 William Floyd (90)
 James Roberson (91, 92, 93, 94)
 Vernon Crawford (95, 96)
 Keith Cottrell (97, 98, 99, 00, 01)
 Xavior Beitia (01, 02, 03, 04)
 Mister Alexander (06, 07)

48

Lyman Bond (48)
 Bob Johnson (49)
 Len Swantic (54)
 James Jarrett (68, 69, 70, 71)
 Rocky Graziano (72)
 Greg Pittman (73)
 Mark Lyles (76, 77, 78, 79)
 Prince Matt (80, 81, 82, 83, 84)
 Felton Hayes (84)
 David Palmer (85, 86, 87)
 Frank Romeo (87, 88)
 Willie Pauldo (89, 90, 91)
 Todd Rebel (92, 93, 94, 95)
 Bryne Malone (96, 97, 98)
 Alonzo Jackson (00, 01, 02)
 Chris Hall (03, 04, 05)
 Recardo Wright (06, 07, 08, 09)
 Daniel Gard (09)

49

Dan McClure (48)
 Harry Bringger (49)
 Leon Bryant (54)
 Terry Eagerton (67, 68)
 Guy Glisson (69, 70, 71)
 Bruce Bell (72)
 Brooks Burroughs (73, 74)
 Ernie Washington (76)
 David Hanks (77)
 Ken Burnett (79)
 Herbert Butler (80)
 Tony Smith (81, 82)
 David Palmer (84)
 Tony Smith (85)
 Dayne Almar (86)
 Dayne Williams (87, 88)
 Jason Peirce (89, 90, 91, 92)
 Eric Black (93)
 David Walker (93)
 John McCorvey (94)
 James D'Amico (95)
 Bobby Rhodes (96, 97, 98, 99)
 Brett Cimorelli (00, 01, 02)
 Brandon Myers (02)
 Chad Canfield (03)
 Joe Surratt (04)

Benjamin Lampkin (06, 07, 08)
 Anthony Kelly (07)
 Brandon Jenkins (09)

50

W.A. "Dub" Kendrick (48, 49)
 Lee Boswell (54)
 Bob Crenshaw (55)
 Bo Davis (56)
 Paul Slaton (57)
 Ken Kestner (58)
 Bruce Darsey (60)
 Charlie Keneipp (61)
 Billy Joe James (66)
 Dave McCullers (67, 68)
 Dan Whitehurst (69, 70, 71)
 Tom Cooper (72)
 Bill Sawyer (73, 74, 75, 76)
 Ron Simmons (77, 78, 79, 80)
 J.D. Dowell (81)
 Ron Moore (82)
 Don Desenso (84, 85)
 John Sellers (85)
 John Brown (86, 87, 89)
 RETIRED (88)

51

Norman Eubanks (48, 49)
 Dan Powell (54)
 Hobo Ackerman (55)
 Melvin Pops (56)
 Raman Rogers (57)
 Bo Davis (58)
 Jim Worthington (59)
 Larry Wood (60, 61)
 Y.C. McLease (62)
 Joe Avezzano (63, 64, 65)
 John Richardson (66)
 Billy Hughes (68, 69)
 Bobby Wood (69, 70)
 Mitch Skinner (72)
 Rick Blythe (73)
 Aaron Carter (74, 75, 76, 77)
 James Gilbert (78, 79, 80, 81)
 Richard Cullifer (82, 83, 84)
 Marty Riggs (85, 86, 87)
 Mike Goodman (87)
 David Whittington (88)
 Robbie Baker (89, 90, 91, 92)
 Kevin Long (93, 94, 95, 96, 97)
 Ronald Boldin (98, 99, 00, 01)
 Buster Davis (02, 03)
 Chris Turner (02)
 Lee Weaver (02)
 Jay Thaxton (04, 05)
 Aaron Gresham (09)

52

Chris Banakas (48, 49)
 Troy Barnes (55, 56, 57)
 John Bell (58)
 Don Sellers (59, 60)
 Chuck Robinson (61, 62, 63)
 Ken Frazier (64)
 Wayne McDuffie (65, 67)
 Harvey Zion (66)
 Mike Sammons (68)
 Craig Sowers (69)
 Reese Rainey (70, 71)
 Rocky Saldana (72)
 Gino Bennie (73, 74)
 Alan Risk (76)
 Fred Igaz (77)
 Bryan Cobb (78)
 Willie Andrusko (79)
 Sam Restivo (80, 81, 82, 83)
 John Eaford (84, 85, 86, 87)
 Robert Stevenson (88, 89, 90, 91, 92)
 Daryl Bush (93)
 Demetra Stephens (94, 95, 97, 98)
 Antoine Mirambeau (99, 00, 01, 02)
 Brian Ross (01)
 Broderick Bumley (03, 04, 05)
 Jeremy Franklin (06)

53

Ed Fox (48)
 Jerry Morrical (49)
 Bill Cullom (54)
 Phillion (55)
 Stuart Keith (56, 57)

2010 SEMINOLES

Ron Clark (57)
Ramon Rogers (58, 59)
Lamar Elton (60)
Orin Cope (61)
Bill Daly (62, 63)
David Pitts (64, 65)
Randy Cassidy (68)
Jay Stokes (69, 70, 71)
Danny Greene (72)
Brian Schmidt (73, 74, 75, 76)
Paul Pirowski (78, 79, 80)
Gerald Riopelle (81, 82, 83, 84)
Odell Haggins (85, 86, 87, 88, 89)
Dulac Guerrier (90)
Clay Shiver (91, 92, 93, 94, 95)
Corey Simon (96, 97, 98, 99)
Devaughn Darling (00)
A.J. Nicholson (02)

54

Hugh Adams (48, 49)
Al Pacifico (54)
Little (55)
George Boyer (56)
Jack Hardy (58, 59, 60)
Joe Rodgers (61)
Bill Tuten (61)
Joe Avezzano (62)
Jay MacMatthews (63)
John Stephens (64, 65, 66)
Ron Montford (67)
Bobby Burt (68, 69)
Mike Glass (69)
Jim Dundala (70, 71)
John Thomas (72)
Garis Shaw (73, 76)
Arthur Scott (78, 79, 80)
Tommy Young (81, 82)
Orlando Miles (83, 84)
Mike Hittinger (84)
Shelton Thompson (85)
Jason Simmons (86)
Bryan Law (86)
Wes Harris (87)
Phil Ferrell (89)
Scott Player (90, 91)
Kevin Adams (91, 92)
Greg Spires (93, 94)
Rick Anteau (93)
Jarad Moon (96, 97, 98, 99, 00)
Olayemi Ikegobola (97)
Milford Brown (01, 02)
A.J. Nicholson (04, 05)
Paul Griffin (07, 08)

55

Jug Coleman (48)
Loren "Duke" Maltby (49)
Melvin Pope (57)
Jim Worthington (58)
Jack Edwards (62, 63, 64)
Bob Ulrich (65)
Ted Mosley (66, 67, 68)
Allen Dees (69, 70, 71)
Phil Jones (72)
Milton Wilkerson (73, 74)
Mike Stenshaw (76)
Gil Wesley (77, 78, 79)
John Houston (80, 81, 82)
Fred Jones (83, 84, 85, 86)
Phillip Ferrel (87)
Chris Nicolas (88)
Sterling Palmer (89, 90)
Marvin Jones (91, 92)
Reinard Wilson (93, 94, 95, 96)
Brian Allen (97, 98, 99, 00)
Eric Moore (01, 02, 03, 04)
Derek Nicholson (05, 06)
Jamar Jackson (07, 08, 09)

56

Chris Kalfas (48)
Bob Duckworth (49)
Tom Feamster (54)
Joe Kinnan (66)
Bill Lohse (68, 69)
John Murphy (70, 72, 73, 74)

Jimmy Heggins (76, 77)
Dmitri Rigas (79)
Jerry Coleman (80, 81)
Jim Thompson (80)
Joe Kostka (82, 83)
David Schrenker (84, 85, 86)
Ronnie Byrom (87)
Paul Collison (87)
John Nance (89)
Matt Ferguson (90)
Sterling Palmer (91, 92)
Sam Cowart (93, 94, 95, 96)
Roland Seymour (97, 98, 99, 00)
Ray Piquion (01, 02, 03, 04)
Jeremy Franklin (05)
Kendrick Stewart (06, 07, 08, 09)

57

Jack Jones (48)
Glenn Allen (49)
Ronnie King (54)
Joe Kinnan (67)
Ron Lowe (69)
Robert Carden (69)
Steve Bratton (70, 71, 72)
Blaise Boscaccy (73)
David Hanks (75)
Cedric Wyatt (77)
Keith Baker (78, 79)
Tim Mitchell (80, 81)
Doug Hill (82, 83, 84)
Davis Schrenker (83)
Jesse Solomon (85)
Ronnie Byrom (86)
Jimmie Holton (86)
Corey Senior (87, 88)
David Whittington (89)
John Nance (90, 91, 92, 93)
Eric Thomas (95, 96, 97, 98, 99)
Antoine Mirambeau (98)
Yusuf Shakir (98)
Matt Heinz (01, 02, 03)
Robert May (02)
Brandon Harris (08, 09)

58

Jim Costello (48)
Rin Grossman (49)
Steve Gilda (66, 69)
Andy Schmidt (70, 71)
Greg Pounds (72, 73, 74)
Waldo Williams (75)
Abe Smith (76)
John Madden (77, 78, 79, 80)
Henry Taylor (81, 82, 83, 84)
Thomas Harp (85, 86, 87)
Chris Nicolas (86, 87)
Nick Ekonomou (88, 89)
Dan Foelman (90, 91, 92)
Peter Bouliware (93, 94, 95, 96)
Jamal Reynolds (97, 98, 99, 00)
Michael Bouliware (01, 02, 03)
Dumaka Atkins (05, 06)

59

Bob Schmeltz (48, 49)
Bob Crenshaw (52, 53, 54)
Frank Lonor (66, 67, 68)
Larry Strickland (69, 70, 71)
Scott Meseroll (72, 73, 74)
Fred Miller (77)
Arthur Scott (77)
Robert Harris (79)
Ricky Render (80)
Scott Merson (81, 82)
Tim Flasher (83, 84)
Keith Carter (85, 86, 87, 88, 89)
Ken Alexander (90)
Brian Xanders (91)
Andy Crowe (92, 93, 94, 95)
Ed Mitchell (98)
Charles Howard (00, 01, 02, 03, 04)
Neefy Maffett (05, 06, 07, 08)
Henry Orelus (09)

60

Leo Baggett (54, 55, 56, 58)

Jim Olsen (54)
Joe McGee (57)
Frank DeFrancesco (59)
Ferrell Henry (60, 61, 62, 63)
Larry Williamson (64, 65, 66)
Barry Rice (67, 68, 69)
Clint Parker (70, 71)
Bill Johnson (72)
Mike Kissner (73, 74, 75, 76)
Jimmy Mindlin (77)
Scott McLean (78, 79, 80, 81)
Stan Gavin (82)
John Bamber (83, 84, 85)
Grady Martin (83)
Ken Carr (86)
Mike Morris (87, 88, 89, 90, 91)
Marvin Ferrell (92, 93)
Anthony Phillips (94, 95)
Tarlus Thomas (96, 97, 98, 99, 00)
Andrew Henry-Kennon (01, 02, 03)
Ryan McMahon (07, 08, 09)

61

Tommy Thompson (54)
Jerry Jacobs (55)
Jim Rogers (57)
Joe McGee (58)
Bill Tyre (59)
Dave Stanley (60)
Jeff Klores (61, 62)
Jack Shinholser (63, 64, 65)
Chuck Elliott (66, 67, 68)
John Essex (69)
Phil Arnold (70, 71, 72)
Wade Johnson (73, 74, 76, 77)
Brent Brock (78, 79, 80)
Daniel Morris (81, 82, 83, 84)
Jim Hendley (85, 86)
Mark Barron (85)
Jim Bekas (87, 88, 89)
Eric Gibbs (90, 91, 92)
Montrae Holland (98, 99, 00, 01, 02)
Garrison Sanborn (05)
Blake Snider (09)

65

Mark Trafton (56)
Jerry Graham (57)
Lou Barona (58)
Bob Morrow (59)
Mike Rucker (59)
John Levings (60, 61, 62)
Jerry Wooten (63)
David Hall (65)
Dale McCullers (66)
Bill Shaw (69)
J. W. McKinnie (69, 70, 71)
Tom Prestwood (72)
Billy McPhillips (73, 74)
Robert Thompson (76)
Bob Creel (61)
Dmitri Rigas (77)
Gil Wesley (76)
Darryl Gray (81, 82, 84, 85)
Hayward Haynes (86, 87, 88, 89, 90)
Billy Glenn (91, 92)
Chad Bates (93, 94, 95, 96)
Eric Broe (01, 02, 03)
Garrison Sanborn (06, 07)
Zach Aronson (09)

66

Al Pacifico (55, 56)
Eric Russo (57)
Denny Schou (58)
Ken Kestner (59, 60)
Frank De Francesco (61)
Dick Hermann (62, 63, 64)
Carlisle McNeil (65)
Ken Hart (66, 67, 68)
Joe Strickler (69, 70, 71)
Tom Chandler (72)
Curtis Harris (73, 74)
Charlie Barnes (75)
Gil Wesley (76)
Mike Stewart (77)
Redus Coggin (79, 80, 81)
Parish Barwick (82, 83, 84, 85, 86)
Robert Stevenson (87)
Scott Schilbrack (88, 89, 90)
Lewis Tyre (91, 92, 94, 95)
Marcello Church (01)
Cornelius Lewis (05)
Jacob Stanley (07, 09)

63

Jimmy Trado (54)
Patsy Monaco (57)
Terry Moran (58, 59)
Gene McDowell (60, 61, 62)
Lamar Elton (61)
Bill McDowell (63, 64, 65)
Richard McLean (66, 67)
George Montgomery (69)
Steve Macaulay (70)
Riv Rivas (72)
Jon Thames (73, 74, 75, 76)

Tom Coll (77)
Lee Adams (78, 79, 80)
Ricky Render (81, 82)
Jason Kulpurs (84)
Mark Salva (85, 86, 87)
Reggie Dixon (87)
Jason Dillaberry (88, 89, 90, 91)
Matthew Siner (93)
Dennis Green (96)
David Castillo (01, 02, 03, 04, 05)
A.J. Ganguzza (07, 08, 09)

64

Ray Staab (54)
Bob Thomas (55)
Bud Leonard (56)
Bob Fountain (57)
Ray Lamb (58, 59, 60)
Bruce Darsey (61, 62)
David Pitts (63)
David Braggins (64, 65, 66)
Stan Walker (67, 68, 69)
Charley Musser (69, 70)
Jeff Gardner (72, 73, 74, 75)
Keith Tuten (76)
Jarvis Coursey (79, 80, 81)
Jamie Dukes (82, 83, 84, 85)
Magdi El Shahawy (86, 87, 88)
Robert Williams (89, 90)
Jeff Deremer (91)
Kendrick Scott (91)
Ed Galloway (92)
Tim Johnson (94, 95)
Justin Amman (96, 97, 98, 99, 00)
Matt Meinrod (01, 02, 03)

68

Sid Ingram (56)
Stu Keith (58)
Abner Bigbie (57, 59, 60)
Don Green (61)
Bill Daly (61)
Chester Womack (62)
Joe Parrish (63, 64, 65)
Larry Pendleton (66, 67, 68)
Dan Roetche (69)
Steve Beville (69)
GarisShaw (72)
Alan Risk (73, 74)
Abe Smith (77)
Jeff Field (78, 79, 80)
Michael Tanks (86, 87, 88, 89)
John Flath (90, 91, 92)
Gideon Brown (93, 94)
Jason Whitaker (95, 96, 97, 98, 99)
Blake Williams (01, 02)
Jacky Claude (05, 06, 07)

69

Ted Rodrigue (55)
George Canning (58)
Jessie Lane (59)
Jim Wade (61, 62)
Steve Watson (63)
Ed Pope (64, 65, 66)
Tom White (68, 69)
Bobby Anderson (70, 71)
Rudolph Maloy (72)
Bruce Harrison (73, 74, 75)
Mike Good (77, 78, 79)
Darryl Kershaw (80)
Tom McCormick (81, 82, 83)
Joe Ionata (84, 85, 86, 87, 88)
Marty Riggs (84)
Tyrone Barber (89)
Patrick McNeil (90, 91, 92, 93, 94)
Gideon Brown (95)
W.D. Rodeffer (99)
Mike Shaw (01, 02)

70

Bob Thomas (56)
Joe Wallis (57)
Jim Worthington (58)
Rob Morrow (59)
Tom Slicker (60, 61, 62)
Max Andrews (61)
Larry Strobel (63)
Del Williams (64, 65, 66)
Roger Minor (69)
Bill Henson (69, 70, 71)
James Malkiewicz (72)
Vic Rivas (73, 74, 75, 76)
Greg Futch (77, 78, 80)
Pat Woolfork (81)
Roger Agne (82, 83, 84, 85)
Todd Stroud (82)
Tony Yeomans (86, 87, 88, 89)
Corey James (81)
John Donaldson (92, 93)

Tony Fekany (57)
Jim Rogers (58)
Bob Smith (60)
Jerry Bruner (61, 62, 63)
Mike Bugar (65, 66, 67, 68)
Mike Sammons (69)
Collis Dennison (72)
Gary Rose (73, 74, 75, 76)
Ernest Sims (77)
Mark Macek (78, 79, 80)
Mike Hutto (81, 82)
Ulysses Roberson (83, 84, 85)
Phil Carolla (86)
Mark Barron (86)
Kevin Mancini (88, 89, 90, 91)
Juan Laureano (92, 93, 94, 95)
Ross Brannon (96)
Chris Krab (97)
Josh Bragg (98, 99, 00, 01)
John Frady (03, 04, 06)
Andrew Datko (08, 09)

71

Charles Kicklighter (55)
John McClelland (56)
Bob Douglas (57)
Dan Strickland (57)
Bob Swoszowski (58, 59, 60)
Jim Sims (61, 62)
Jim Covington (61)
Darryll Willlet (63, 64)
Ken Johnson (65)
Keith Albritton (66)
Harvey Zion (67, 68)
Wayne Spence (69)
Herman Brown (73, 74)
Tom Rushing (75, 76, 77)
Bob Merson (79, 80, 81, 82)
Todd Stroud (83, 84, 85)
Steve Sellers (86)
Jack Allen (86, 87)
Todd McIntosh (89)
Robert Williams (91)
Todd Fordham (93, 94, 95, 96)
Jerry Chamichael (96, 97, 98, 99, 00)
Brian Ross (02, 03, 04)
Evan Bellamy (07)

72

Paul Smith (57)
Randy Logan (57, 58, 69)
Shane Gibbs (69, 70, 71)
Smokey Ragins (72, 73, 74, 75)
David Jones (76)
Ken Lanier (77, 78, 79, 80)
Jim Thompson (81)
Mike Blue (82)
J.D. Dowell (82, 83, 84)
John Brown (85)
Brian Law (85)
Pat Tomberlin (86, 87, 88)
Steve Allen (89, 90, 91)
Larry Flemming (93, 94)
Jeremy Bratt (95)
Ronald Boldin (97)
Brett Williams (98, 99, 00, 01, 02)
Ron Lunford (01, 02, 03, 04, 05)
Budd Thacker (06, 07, 08, 09)

73

Bill Musselman (56, 57)
Bill Brown (58)
Steve Kleisus (59, 60, 61)
George Strouse (61)
Avery Sumner (62, 63, 64)
Larry Kissam (65, 66)
Duke Johnston (67, 68, 69)
Dan Daniels (70, 71)
Paul Oglesby (72)
Dan Corcoran (73)
Randy Coffield (74, 75)
Mike Good (76)
Barry Voltapetti (80, 81)
Jim Thompson (82, 83, 84)
Anthony Williams (85, 86)
Anthony Johnson (87)
Reggie Dixon (88, 89, 90, 91)
Greg Frey (91, 92, 93, 94, 95)
Clay Ingram (97, 98, 99)
Bobby Meeks (00, 01, 02, 03, 04)
Shannon Boatman (06, 07)
Rhone Sanderson (09)

74

William Gardner (56, 57)
Clare "Bud" Bagnell (58, 59)
Bill Tyre (60, 61, 62)
Ken Logan (61)
Jay MacMatthews (64, 65, 66)
Chris Palmer (67)
Robert McEachern (68, 69)
Don Sparkman (70, 71, 72)
Jim Keyton (73, 75)

Mark Jackson (93)
Tra Thomas (94, 95, 96, 97)
Corey Whitaker (98, 99)
Alex Barron (00, 01, 02, 03, 04)
Antwane Greenlee (08)

75

Charles Kicklighter (55)
John McClelland (56)
Bob Douglas (57)
Dan Strickland (57)
Bob Swoszowski (58, 59, 60)
Jim Sims (61, 62)
Jim Covington (61)
Darryll Willlet (63, 64)
Ken Johnson (65)
Keith Albritton (66)
Harvey Zion (67, 68)
Wayne Spence (69)
Herman Brown (73, 74)
Tom Rushing (75, 76, 77)
Bob Merson (79, 80, 81, 82)
Todd Stroud (83, 84, 85)
Steve Sellers (86)
Jack Allen (86, 87)
Todd McIntosh (89)
Robert Williams (91)
Todd Fordham (93, 94, 95, 96)
Jerry Chamichael (96, 97, 98, 99, 00)
Brian Ross (02, 03, 04)
Evan Bellamy (07)

76

Paul Smith (57)
Randy Logan (57, 58, 69)
Shane Gibbs (69, 70, 71)
Smokey Ragins (72, 73, 74, 75)
David Jones (76)
Ken Lanier (77, 78, 79, 80)
Jim Thompson (81)
Mike Blue (82)
J.D. Dowell (82, 83, 84)
John Brown (85)
Brian Law (85)
Pat Tomberlin (86, 87, 88)
Steve Allen (89, 90, 91)
Larry Flemming (93, 94)
Jeremy Bratt (95)
Ronald Boldin (97)
Brett Williams (98, 99, 00, 01, 02)
Ron Lunford (01, 02, 03, 04, 05)
Budd Thacker (06, 07, 08, 09)

77

William Lee Proctor (55)
Bobby Woodruff (56)
George Boyer (57)
John Spivey (58, 59)
Jessy Odum (60)
Ken Thompson (61)
Bob Mangan (62, 63, 64, 65)
Jeff Curchin (66, 67, 68, 69)
Roger Minor (69, 70, 71)
David Harper (72)
Harry Slagle (73)
Mark Meseroll (75, 77)
Jeremy Mindlin (78, 79)
Chris Nickrenz (80, 81)
John Ionata (82, 83, 84, 85)
David Roberts (82)
Eric Luellen (86, 87, 88, 89, 90)
Sean Beavor (91)
Juan Laureano (91)
Jesus Hernandez (92, 93, 94, 95)
Jeremy Brett (96, 97, 98)
Ray Willis (00, 01, 02, 03, 04)
Zebrie Sanders (08, 09)

78

John Craig (55, 56, 58)
Lou Wallace (57)

Joe Verbinski (59, 60, 61)
 Max Andrews (63)
 Charles Pennie (64, 65, 66)
 Wayne Johnson (67, 68, 69)
 Greg Johnson (72, 73, 74, 75)
 Nat Henderson (76, 77, 78)
 Mike Coleman (80)
 Terry Widner (81, 82, 83)
 Brent Reedy (84)
 Kenneth Carr (85)
 Willie Tilton (85)
 Eric Hayes (86, 87, 88, 89)
 Johnny Clower (90, 91)
 Marcus Long (93, 94, 95, 96)
 Donald Heaven (96, 97, 98, 99, 00)
 Ron Lunford (01, 02)
 Matt Hardrick (06)

79

Jerry Graham (56, 58, 59)
 Steve Holton (57)
 Mike Blazovich (60, 61, 62)
 Frank Pennie (63, 64, 65)
 Frank Vohun (66, 67, 68, 69)
 Howard Jacobi (70, 71)
 Bobby Elam (72)
 Tony Falvo (73, 74, 75)
 Louie Richardson (76, 77)
 Garry Futch (79, 80, 81)
 Gerald Nichols (82, 83, 84, 85, 86)
 Gene Houpe (87, 88, 90)
 Eric Gibbs (89)
 Forrest Conoly (91, 92, 93, 94, 95)
 Larry Smith (97)
 Todd Williams (98, 99, 00, 01, 02)
 Dave Overmeyer (05, 06, 07)
 David Spurlock (08, 09)

80
 Ron Schomburger (55, 56, 57)
 Tony Romeo (58, 59, 60)
 John Wachtel (61)
 Rod Luce (62)
 John Wachtel (63, 64)
 Stan Croley (65)
 Doug Gurr (66, 67, 68)
 Steve Beville (69)
 Charlie Hunt (69, 70, 71)
 Pat Booth (72)
 Joe Thomas (73, 74)
 Billy McPhillips (75)
 Scott Warren (76, 77, 78, 79)
 Keith Lester (80)
 Orson Mobley (81)
 Terry Warren (83, 84, 85, 86, 87)
 Reggie Johnson (88, 89, 90)
 Lonnie Johnson (90)
 David White (91)
 Jesse Moore (91)
 Tamarick Vanover (92, 93)
 Scott Scharinger (94)
 Ron Dugans (95, 96, 97, 98, 99)
 Javon Walker (00, 01)
 Lorne Sam (02)
 Joslin Shaw (05, 06, 07)
 Jermon Fortson (08, 09)

81

Ham Bisbee (55, 56, 57)
 Bob Kavanaugh (58)
 Bill Tyre (59)
 Cecil Dupree (60)
 Bill Tinsley (61)
 Bob Speir (61)
 Don Floyd (62, 63, 64)

H.T. Waller (65, 66)
 Jim Tyson (67, 68, 69)
 Ed Beckman (72, 73, 74, 75, 76)
 Jarvis Coursey (78)
 Zeke Mowatt (79, 80, 81, 82)
 Jim Hendley (83)
 David Etheridge (84)
 Justin Owen (84, 85)
 Scott DiMare (85)
 Hoffman Brown (86)
 Phil Carollo (87, 88)
 Kevin Knox (89, 90, 91, 92, 93)
 Toredo Wall (93)
 Melvin Pearsall (94, 95, 96, 97)
 Nick Franklin (98, 99, 00)
 P.K. Sam (01, 02)
 De' Cody Fagg (04, 05, 06, 07)
 Caz Piurowski (08, 09)

82

Bob Nellums (56)
 Bill Jacobs (57)
 John Slaton (58, 59)
 George Tillman (60, 61)
 Jim Causey (62, 63)
 Wayne McDuffie (64)
 Jack Fenwick (65)
 Lane Fenner (66, 67)
 Rhett Dawson (68, 69, 70, 71)
 Mike Allen (72, 73, 74)
 Keith Tuten (75)
 Keith Singletary (76)
 Tony Johnson (80, 81, 82, 83)
 Randy White (84, 85, 86, 87)
 Brad Lundstrom (88, 89, 90, 91)
 Terry Davis (93, 94)
 Jason Floyd (96, 97)

83

Bob Fountain (56, 58)
 Jim Elk (57)
 Gene Schlickman (57)
 Don Sellers (59)
 Dan Eubanks (60)
 Mark Riggs (61)
 Bill Dawson (61, 62, 63, 64)
 Thurston Taylor (65, 66, 67)
 Ron Wallace (68, 69)
 Bert Cooper (70, 71)
 Ricky Blythe (72)
 Detroit Reynolds (73, 74, 75, 76)
 William Keck (77)
 Ron Hester (78, 79, 80, 81)
 Stanley Scott (83, 84, 85)
 Dave Roberts (86, 87, 88, 89, 90)
 John Donaldson (90, 91)
 Kamari Charlton (92, 93, 94, 96)
 Stacy Davis (97, 98)
 Devard Darling (00, 01)
 Chris Hall (02)
 Robert Halback (03)
 Joslin Shaw (03)
 Lawrence Timmons (04, 05, 06)
 Bert Reed (08, 09)

84

Clare "Bud" Bagnell (56, 57)
 Bill Kimber (56, 57, 58)
 George Ehlers (59, 60)
 Hank Sysma (61, 62)
 George D'Allessandro (63, 64, 65)
 Chip Glass (66, 67, 68)
 Mike Glass (69)
 Gary Parris (69, 70, 71)
 Randy Coffield (72, 73)
 Rudolph Thomas (75)
 Greg Lazzaro (76, 77)
 Sam Childers (78, 80, 81)
 Garth Jax (82, 83, 84, 85)
 Bruce LaSane (86)
 Johnny Clower (87)
 Bruce Gooch (88)
 Warren Hart (89, 90, 91)
 Ernie Green (93)
 Robert Morris (93)
 Myron Jackson (94, 95, 96, 97, 98)
 Gennaro Jackson (99, 00)
 Justin Tomberlin (01)
 Travis Smith (02)
 Robert Halback (04, 05, 06)
 Chase Walker (07)
 Rodney Smith (09)

85

Tom Feamster (55)
 Bob Nellums (57)
 Herman Brown (58)
 Fred Grimes (59, 60, 61)
 Fred Biletnikoff (62)
 Dale Twitchell (63)
 John Hosack (64)
 Pete Roberts (65)
 Floyd Ratliff (67, 68)
 Bill Shaw (69, 70, 71)
 Karl Passwaters (72)
 Dave Porter (73, 74, 75, 76)
 Grady King (77, 78, 79)
 David Ponder (80, 81, 82, 83)
 Phillip Bryant (84)
 Pat Carter (85, 86, 87)
 Johnny Clower (88, 89)
 Eric Smith (90)
 Lonnie Johnson (91, 92, 93)
 Andre Wadsworth (94, 95, 96, 97)
 Talman Gardner (98)
 Ryan Sprague (99, 00)
 Jesse Stein (02, 03)
 Chauncey Stovell (02)
 Richard Goodman (05, 06)

Josh Dobbie (07)
 Ja'Baris Little (08, 09)

86

Jim Arnold (56, 57)
 Jim Hooks (57)
 Tom Daniel (58, 59, 60)
 Cliff Gunter (61)
 Wallace West (62)
 Buddy Blankenship (63, 64, 65)
 Jeff Chapman (66)
 Randy Hall (69)
 Mike Glass (70, 71)
 Joe Thomas (72)
 Tom McDougal (73)
 Roger Overy (76, 77)
 Bill Keck (78, 79)
 Mike Katz (80)
 John McLean (80, 81, 82, 83)
 Carlton Scott (84, 85)
 Darryl Newnam (89)
 Eric Shaw (89)
 Marvin Ferrell (90, 91)
 Tyrant Marion (92, 93, 94, 95)
 Germaine Stringer (97, 98, 99)
 Michael Boulware (00)
 Joey Kaleikini (02, 03)
 Rod Owens (05, 06, 07, 08, 09)

87

William Swilley (55)
 Roy Jones (57)
 Ron Hinson (58)
 Abner Bigbie (59)
 Buddy Yarbrough (60)
 Y.C. McNeese (61)
 Bill Logay (61)
 Terry Garvin (63, 64, 65)
 Wayne McDuffie (66)
 Phil Yeldell (67)
 Bill Rimby (68)
 Ted Zaffran (69)
 Russel Castleberry (71)
 John Palermo (72)
 Rudy Maloy (73, 74, 75, 76)
 Ken McCranie (77)
 Phillip Williams (78, 79, 80, 81)
 Orlando Reyes (82)
 Jesse Solomon (83)
 Gaylon White (83, 84, 85, 86, 87)
 Tommy Fagan (89, 90)
 Jeff Beckles (91)
 Aaron Dely (91)
 Jimm Patterson (92)
 Matt Root (04, 05)
 Caz Piurowski (07)
 Cameron Wade (08, 09)

88

Henry Wetherington (56)
 Pete Fleming (57)
 Bob Stewart (58)
 Jim Hooks (58, 59)
 Bill Lee (60)
 Don Watson (61)
 Mike Sheley (61)
 Cliff Gunter (62, 64)
 John Roberts (63)
 Jerry Jones (65, 66, 67)
 Beryl Rice (68, 69)
 Larry Jones (72)
 Danny Witcher (73, 74)
 Willie Jones (75, 76, 77, 78)
 Jeff Bowden (79, 80, 81, 82)
 Hassan Jones (83, 84, 85)
 Anthony Moss (86)
 Bruce LaSane (87, 88, 89)
 Kez McCorvey (90, 91, 92, 93, 94)
 Carver Donaldson (97, 98, 99, 00, 01)
 Derrick Lewis (97)
 Lonnie Davis (02)
 Donnie Carter (03, 05)
 Beau Reliford (08, 09)

89

Gerald Philp (56)
 John Spivey (57)

Pete Fleming (58)
 Jim Alvarez (59)
 Kim Marchman (61)
 John McConaughay (62)
 Max Wettstein (63, 64, 65)
 Ron Sellers (66)
 Bob Menendez (66, 67)
 J.W. McKinnie (69)
 Kent Corral (70, 71)
 Tom McDougal (72)
 Collis Dennison (73)
 Mark Marshall (75)
 Milton Rayor (78)
 Chris Nickrenz (79)
 Tom Wheeler (80, 81, 82, 83)
 Pat Carter (84)
 Pat Tomberlin (85)
 Scott Schilbrack (86)
 Howard Dinkins (87, 88, 89, 90, 91)
 Tyrant Marion (91)
 Wayne Messam (92, 93, 94, 95, 96)
 Robert Morgan (97)
 Jason Floyd (98)
 Alonzo Jackson (99)
 Brian Sawyer (01, 02, 03)
 Greg Carr (05, 06, 07)
 Louis Givens (09)

90

Bob Stewart (58)
 Billy McPhillips (72)
 Bert Cooper (73, 74)
 Louis Richardson (75)
 Enderbur Richardson (77, 78, 79)
 Allen Dale Campbell (80, 81, 82)
 Grady Martin (84, 85)
 Lamar Williams (86, 87)
 Eric McGill (88, 89)
 Billy Glenn (90)
 Scottie McLaren (90, 91)
 Derrick Alexander (91, 92, 93, 94)
 Greg Spires (95, 96, 97)
 Kevin Emanuel (99, 00, 01, 02, 03)
 Aaron Jones (05)
 Moses McCray (08, 09)

91

John Martin (58)
 Ricky Satterfield (70)
 Nat Henderson (73, 75)
 Carlton Jones (78)
 John Diamantas (79, 80)
 Brent Reedy (82, 83)
 Willie Tilton (83)
 Jesse Solomon (84)
 Anthony Johnson (85, 86)
 Deondri Clark (89, 90, 91, 92)
 Tra Thomas (93)
 Kevin Emanuel (98)
 Jeff Womble (99, 00, 01, 02, 03)
 Emmanuel Dunbar (06, 07, 08)
 Craig Yarbrough (09)

92

David Roberts (81)
 Mark Lantrip (82, 83)
 Tom O'Malley (84, 85, 86, 87, 88)
 Marvin Ferrell (89)
 James Roberson (90)
 Eric Romano (91)
 Matt Platta (91)
 Michael Hendricks (92)
 Gerald Owens (93)
 Orpheus Roye (94)
 Jerry Johnson (95, 96, 97, 98, 99)
 Travis Johnson (00)
 Chris Bradwell (02)
 Darrell Burston (02, 03, 04, 05, 06)

93

David Ellis (79)
 Rick Houston (80)
 Jim Hendley (82, 84)
 Eric Hayes (85)
 Shelton Thompson (86, 87, 88, 89)
 Chris Cowart (90, 91, 92, 93, 94)
 Chris Codling (93)
 Chris Walker (95, 96, 97, 98, 99)
 Eric Powell (00, 01, 02)

Letroy Guion (05, 06, 07)
 Everett Dawkins (08, 09)

94

Mark Sims (79, 80, 81)
 John Bamber (82)
 Shawn Thomas (83, 84)
 Eric Krohn (85, 86, 87)
 John Flath (89)
 Toddrick McIntosh (90, 91, 92, 93)
 Sean Mitchell (94, 95, 96, 97)
 Bradley Jennings (97)
 O.J. Jackson (98, 99, 00, 01, 02)
 Chauncey Davis (03, 04)
 Justin Mincey (06, 07, 08, 09)

95

Terry Widner (79, 80)
 Kevin Griffis (82, 83)
 Tim Hebron (82, 83, 84)
 Pat Cicalese (85)
 Greg Rinehart (86)
 Scott Schilbrack (87)
 Carl Simpson (89, 90, 91, 92)
 Julian Pittman (93, 94, 95, 96, 97)
 Rian Canon (98, 99, 00, 01)
 Chauncey Davis (01)
 Kameron Wimbley (03, 04, 05)
 Kevin McNeil (06, 08, 09)

96

Jerry Ripelle (80)
 Pete Panton (81, 82, 83, 84, 85)
 Joe Jordan (86)
 Greg Rinehart (87)
 James Chaney (88, 89, 90, 91)
 Mike Spencer (91)
 Connell Spain (92, 93, 94, 95, 96)
 Char-ron Dorsey (97)
 Larry Smith (98)
 Randy Wilkins (99, 00)
 Donnie Carter (01, 02)
 Andre Fluellen (03, 04, 05, 06, 07)
 Toshmon Stevens (08, 09)

97


Herbert Harp (79, 80)
 Tim Flasher (81, 82)
 Lenx Jackson (83)
 Mark Salva (84)
 Chris Miller (85)
 Mike Goodman (86)
 Reggie Freeman (88, 89, 90, 91, 92)
 Rhodney Williams (93, 94)
 Roland Seymour (96)
 Randy Wilkins (98)
 Tony Benford (98, 99, 00, 01, 02)
 Clifton Dickson (03, 04)
 Eli Charles (06, 07)

98

Brad Fojtik (80, 81, 82, 83)
 Willie Tilton (84)
 Keith Southwood (85)
 Tony Yeomans (85)
 Bart Schuets (86, 87)
 Oliver Strickland (88, 89, 90)
 Kelly Rush (91)
 Ben Mayer (93)
 Melvin Holland (94)
 Orpheus Roye (95)
 David Tulloch (96, 97)
 Chris Woods (98, 99, 00, 01)
 Broderick Bunkley (02)
 Alex Boston (04, 05, 06, 07)
 Markus White (08, 09)

99


Ricky Render (79)
 Ron Moore (81)
 Brian Slack (82)
 Tommy Wilkins (82)
 Bruce Heggie (83, 84, 85, 86)
 Anthony Moss (87, 88, 89, 90)
 Dulac Guerrier (91, 92, 93, 94)
 Larry Smith (95, 96)
 David Warren (97, 98, 99, 00)
 Travis Johnson (01, 02, 03, 04)
 Everett Brown (06, 07, 08)
 Jacobbi McDaniel (09)




Moses McCray

FLORIDA STATE VS. ALL OPPONENTS

TEAM	FIRST		LAST	SITE	SCORE	W	L	T
	MTG	MTG						
Ablene Christian.....	1953.....	1957.....	H.....	34-7.....	1.....	2.....	0.....	0.....
Alabama.....	1965.....	2007.....	N.....	21-14.....	1.....	2.....	1.....	0.....
Alabama-Birmingham.....	2001.....	2007.....	H.....	34-24.....	3.....	0.....	0.....	0.....
Alabama State.....	1947.....	1947.....	H.....	0-7.....	0.....	1.....	1.....	0.....
Arizona State*.....	1971.....	1984.....	A.....	52-44.....	3.....	1.....	0.....	0.....
Auburn*.....	1954.....	1990.....	A.....	17-20.....	4.....	13.....	1.....	0.....
Baylor.....	1965.....	1974.....	H.....	17-21.....	1.....	1.....	2.....	0.....
BOSTON COLLEGE.....	1957.....	2009.....	A.....	21-28.....	4.....	4.....	0.....	0.....
BRIGHAM YOUNG.....	1991.....	2009.....	A.....	54-28.....	3.....	0.....	0.....	0.....
Central Florida.....	1995.....	1995.....	H.....	46-14.....	1.....	1.....	0.....	0.....
Cincinnati.....	1977.....	1990.....	H.....	70-21.....	6.....	0.....	0.....	0.....
Citadel, The.....	1955.....	2005.....	H.....	62-10.....	5.....	0.....	1.....	0.....
CLEMSON.....	1970.....	2009.....	A.....	24-40.....	16.....	7.....	0.....	0.....
Colorado.....	2003.....	2008.....	N.....	39-21.....	3.....	0.....	0.....	0.....
Colorado State.....	1972.....	1974.....	H.....	7-14.....	1.....	1.....	0.....	0.....
Cumberland.....	1947.....	1948.....	H.....	30-0.....	1.....	1.....	1.....	0.....
Delta State.....	1951.....	1951.....	H.....	34-0.....	1.....	0.....	0.....	0.....
Duke.....	1992.....	2007.....	H.....	25-6.....	16.....	0.....	0.....	0.....
East Carolina.....	1980.....	1990.....	H.....	45-24.....	7.....	0.....	0.....	0.....
Erskine.....	1948.....	1949.....	H.....	26-7.....	1.....	1.....	1.....	0.....
FLORIDA*.....	1958.....	2009.....	A.....	10-37.....	19.....	33.....	2.....	0.....
Furman.....	1952.....	1987.....	H.....	41-10.....	8.....	2.....	0.....	0.....
George Washington.....	1961.....	1961.....	H.....	15-7.....	1.....	0.....	0.....	0.....
Georgia*.....	1954.....	2002.....	N.....	13-26.....	4.....	6.....	1.....	0.....
Georgia Southern.....	1988.....	1990.....	H.....	48-6.....	2.....	0.....	0.....	0.....
Georgia Tech.....	1952.....	2009.....	H.....	44-49.....	12.....	9.....	1.....	0.....
Houston.....	1960.....	1978.....	H.....	21-27.....	2.....	12.....	2.....	0.....
Howard.....	1950.....	1950.....	H.....	20-6.....	1.....	0.....	0.....	0.....
Indiana*.....	1986.....	1986.....	N.....	27-13.....	1.....	0.....	0.....	0.....
Iowa State.....	1975.....	2002.....	N.....	38-31.....	1.....	1.....	0.....	0.....
Jax. Navy.....	1951.....	1951.....	A.....	39-0.....	1.....	0.....	0.....	0.....
Jacksonville State.....	1947.....	2009.....	H.....	19-9.....	1.....	1.....	0.....	0.....
Kansas.....	1971.....	1993.....	N.....	42-0.....	5.....	2.....	0.....	0.....
Kansas State.....	1970.....	1977.....	A.....	18-10.....	3.....	0.....	0.....	0.....
Kentucky.....	1960.....	2007.....	N.....	28-35.....	1.....	4.....	1.....	0.....
Livingston State.....	1948.....	1949.....	A.....	6-13.....	1.....	1.....	0.....	0.....
Louisiana State*.....	1968.....	1991.....	A.....	27-16.....	7.....	2.....	0.....	0.....
Louisiana Tech.....	1952.....	1999.....	H.....	41-7.....	2.....	2.....	0.....	0.....
Louisville.....	1952.....	2002.....	A.....	20-26.....	12.....	2.....	0.....	0.....
MARYLAND.....	1966.....	2009.....	H.....	29-26.....	18.....	2.....	0.....	0.....
Memphis State.....	1959.....	1990.....	N.....	35-3.....	10.....	7.....	1.....	0.....
MIAMI.....	1951.....	2009.....	H.....	34-38.....	23.....	31.....	0.....	0.....
Michigan.....	1986.....	1991.....	A.....	51-31.....	1.....	1.....	0.....	0.....
Michigan State.....	1987.....	1988.....	H.....	30-7.....	2.....	0.....	0.....	0.....
Middle Tennessee State.....	1991.....	1991.....	H.....	39-10.....	1.....	0.....	0.....	0.....
Millsaps.....	1948.....	1949.....	H.....	40-0.....	2.....	0.....	0.....	0.....
Mississippi.....	1961.....	1961.....	A.....	0-33.....	0.....	1.....	0.....	0.....
Mississippi College.....	1948.....	1950.....	H.....	33-0.....	3.....	0.....	0.....	0.....
Mississippi State.....	1966.....	1979.....	H.....	17-6.....	7.....	2.....	0.....	0.....
Navy.....	1978.....	1978.....	H.....	38-6.....	1.....	0.....	0.....	0.....
Nebraska*.....	1980.....	1993.....	N.....	18-16.....	6.....	2.....	0.....	0.....
Newberry.....	1950.....	1950.....	A.....	24-0.....	1.....	0.....	0.....	0.....
New Mexico State.....	1964.....	1964.....	H.....	36-0.....	1.....	0.....	0.....	0.....
NORTH CAROLINA*.....	1983.....	2009.....	A.....	30-27.....	15.....	1.....	1.....	0.....
NC STATE.....	1952.....	2009.....	H.....	45-42.....	21.....	9.....	0.....	0.....
North Texas State.....	1976.....	1977.....	H.....	35-14.....	2.....	0.....	0.....	0.....
Notre Dame.....	1981.....	2003.....	A.....	37-0.....	4.....	2.....	0.....	0.....
Ohio.....	1956.....	1956.....	H.....	47-7.....	1.....	0.....	0.....	0.....
Ohio State*.....	1981.....	1997.....	N.....	31-14.....	3.....	0.....	0.....	0.....
OKLAHOMA.....	1965.....	2000.....	N.....	2-13.....	1.....	4.....	0.....	0.....
Oklahoma State*.....	1958.....	1985.....	N.....	34-23.....	3.....	1.....	0.....	0.....
Penn State*.....	1968.....	2006.....	N.....	23-26.....	1.....	1.....	1.....	0.....
Pittsburgh.....	1971.....	1983.....	A.....	16-17.....	3.....	5.....	0.....	0.....
Randolph Macon.....	1950.....	1950.....	H.....	40-7.....	1.....	0.....	0.....	0.....
Rice.....	2006.....	2006.....	H.....	55-7.....	1.....	0.....	0.....	0.....
Richmond.....	1959.....	1961.....	H.....	13-7.....	3.....	0.....	0.....	0.....
San Diego State.....	1973.....	1977.....	A.....	16-41.....	0.....	2.....	0.....	0.....
Sewanee.....	1949.....	1950.....	H.....	14-8.....	2.....	0.....	0.....	0.....
Southern Cal.....	1997.....	1998.....	H.....	30-10.....	2.....	0.....	0.....	0.....
South Carolina.....	1966.....	1991.....	H.....	38-10.....	15.....	3.....	0.....	0.....
South Florida.....	2009.....	2009.....	H.....	7-17.....	0.....	1.....	0.....	0.....
Southern Illinois.....	1982.....	1982.....	H.....	59-8.....	13.....	0.....	0.....	0.....
Southern Miss.....	1952.....	1996.....	H.....	54-14.....	13.....	8.....	1.....	0.....
Stetson.....	1947.....	1954.....	A.....	47-6.....	6.....	1.....	1.....	0.....
Sul Ross State.....	1951.....	1951.....	H.....	35-12.....	1.....	0.....	0.....	0.....



Taiwan Easterling



Dionte Allen

Syracuse.....	1966.....	2005.....	H.....	38-14.....	5.....	1.....	0.....	0.....
Tampa.....	1948.....	1959.....	A.....	33-0.....	9.....	2.....	0.....	0.....
Temple.....	1984.....	1984.....	H.....	44-27.....	1.....	0.....	0.....	0.....
Tennessee.....	1958.....	1998.....	N.....	16-23.....	1.....	1.....	0.....	0.....
Tenn-Chattanooga.....	1984.....	2008.....	H.....	46-7.....	2.....	0.....	0.....	0.....
Tennessee Tech.....	1947.....	1958.....	H.....	22-7.....	1.....	1.....	0.....	0.....
Texas A&M*.....	1967.....	1998.....	N.....	23-14.....	4.....	0.....	0.....	0.....
TCU.....	1963.....	1965.....	A.....	3-7.....	1.....	2.....	0.....	0.....
Texas Tech*.....	1966.....	1987.....	H.....	40-16.....	4.....	1.....	0.....	0.....
Texas Western*.....	1954.....	1954.....	N.....	20-47.....	0.....	1.....	0.....	0.....
Toledo.....	1986.....	1986.....	H.....	24-0.....	1.....	0.....	0.....	0.....
Troy.....	1947.....	2006.....	H.....	24-17.....	5.....	1.....	0.....	0.....
Tulane**.....	1983.....	1992.....	H.....	70-7.....	10.....	0.....	0.....	0.....
Tulsa.....	1969.....	1985.....	H.....	76-14.....	5.....	0.....	0.....	0.....
UCLA*.....	2006.....	2006.....	N.....	44-27.....	1.....	0.....	0.....	0.....
Utah State.....	1975.....	1975.....	H.....	17-8.....	1.....	0.....	0.....	0.....
Villanova.....	1954.....	1957.....	A.....	7-21.....	3.....	1.....	0.....	0.....
VIRGINIA.....	1992.....	2006.....	H.....	33-0.....	13.....	2.....	0.....	0.....
Virginia Military.....	1952.....	1954.....	A.....	33-19.....	2.....	1.....	0.....	0.....
Virginia Tech.....	1955.....	2008.....	H.....	30-20.....	22.....	11.....	1.....	0.....
WAKE FOREST.....	1956.....	2009.....	A.....	41-28.....	22.....	5.....	1.....	0.....
West Virginia*.....	1982.....	2009.....	N.....	33-21.....	3.....	0.....	0.....	0.....
Western Carolina.....	1981.....	2008.....	H.....	69-0.....	3.....	0.....	0.....	0.....
Western Michigan.....	1991.....	2006.....	H.....	28-20.....	2.....	0.....	0.....	0.....
Whiting Field.....	1949.....	1949.....	H.....	74-0.....	1.....	0.....	0.....	0.....
Wichita State.....	1969.....	1986.....	H.....	59-3.....	2.....	0.....	0.....	0.....
William & Mary.....	1959.....	1960.....	H.....	22-0.....	1.....	1.....	0.....	0.....
Wisconsin*.....	2008.....	2008.....	N.....	42-13.....	1.....	0.....	0.....	0.....
Wofford*.....	1949.....	1952.....	A.....	27-13.....	3.....	0.....	0.....	0.....
Wyoming*.....	1966.....	1966.....	N.....	20-28.....	0.....	1.....	0.....	0.....

*Bowl Games Included **Forfeit Included
 Bold Caps indicates 2010 opponent

HOMECOMING RESULTS

Year	Opponent	FSU Opp
1948	Tampa.....	33... 12
1949	Millsaps.....	40... 0
1950	Sewanee.....	14... 8
1951	Stetson.....	13... 10
1952	Furman.....	0... 9
1953	Stetson.....	13... 6
1954	Furman.....	33... 14
1955	The Citadel.....	39... 0
1956	Wake Forest.....	14... 14
1957	Virginia Tech.....	20... 7
1958	Tampa.....	43... 0
1959	William & Mary.....	0... 9
1960	Kentucky.....	0... 23
1961	Southern Mississippi.....	0... 12
1962	Houston.....	0... 7
1963	North Carolina State.....	14... 0
1964	Kentucky.....	48... 6
1965	Wake Forest.....	35... 0
1966	Wake Forest.....	28... 0
1967	Texas Tech.....	28... 12
1968	Wake Forest.....	42... 24
1969	South Carolina.....	34... 9
1970	Virginia Tech.....	34... 8
1971	Mississippi State.....	27... 9
1972	Colorado State.....	33... 0
1973	Memphis State.....	10... 13
1974	Virginia Tech.....	21... 56
1975	Miami (Fla.).....	22... 24
1976	Southern Mississippi.....	30... 27
1977	North Texas State.....	35... 14
1978	Navy.....	38... 6
1979	South Carolina.....	27... 7
1980	Boston College.....	41... 7
1981	Western Carolina.....	56... 31
1982	Southern Illinois.....	59... 8
1983	Cincinnati.....	43... 17
1984	Tennessee-Chattanooga.....	37... 0
1985	Western Carolina.....	50... 10
1986	Southern Mississippi.....	49... 13
1987	Tulane.....	73... 14



1988	Georgia Southern.....	28... 10
1989	South Carolina.....	35... 10
1990	Cincinnati.....	70... 21
1991	Middle Tennessee State.....	39... 10
1992	Maryland.....	69... 21
1993	Wake Forest.....	54... 0
1994	Clemson.....	17... 0
1995	Georgia Tech.....	42... 10
1996	Virginia.....	31... 24
1997	NC State.....	48... 35
1998	Clemson.....	48... 0

1999	Wake Forest.....	33... 10
2000	Duke.....	63... 14
2001	NC State.....	28... 34
2002	North Carolina.....	40... 14
2003	NC State (OT).....	50... 44
2004	Duke.....	29... 7
2005	Maryland.....	35... 27
2006	Western Michigan.....	28... 20
2007	Duke.....	25... 6
2008	Boston College.....	17... 27
2009	NC State.....	45... 42

Best Performances By Opponents

INDIVIDUAL

Most Yards Rushing	304	Sam Dejarnette.....	Southern Miss.....	1982
Most Rushing Attempts	43	Sam Dejarnette.....	Southern Miss.....	1982
Most Yards Passing	532	Jeff VanRaaphorst.....	Arizona State.....	1984
Most Passes Attempted	62	Scott Milanovich.....	Maryland.....	1995
Most Passes Completed	46	Scott Milanovich.....	Maryland.....	1995
Most Passes Caught	16	Alvin Pearman.....	Virginia.....	2003
	16	Geroy Simon.....	Maryland.....	1995
Most Yards Receiving	229	Gary Williams.....	Ohio State.....	1981
Longest TD Run				
From Scrimmage	94	Roger Craig.....	Nebraska.....	1981
Longest Punt Return	87	Darrell Blackman.....	NC State (TD).....	2004
Most TDs on Returns	2	Henry Williams.....	East Carolina.....	1983
	2	Justin Miller.....	Clemson.....	2004 (2 kickoffs)
Most Interceptions	4	Bryant Gilliard.....	South Carolina.....	1984
Longest Interception Return	99	Trey Songy.....	Tulane.....	1983
Longest Kickoff Return	100	Anthony Collins.....	East Carolina.....	1980
Longest Pass Play	95	Ronnie Fletcher.....	Oklahoma (Gator Bowl)....	1965 to Ben Hart (TD)
Longest Punt	77	Jim Walton.....	Boston College.....	1976
		Rob Rajsich.....	Miami.....	1978

Longest Field Goal	61	Wayne Latimer.....	Virginia Tech.....	1975
Most Field Goals	6	Bobby Raymond.....	Florida.....	1983
	6	Richard Jackson.....	Clemson.....	2009
Most Fumbles Recovered	3	John Hohesiel.....	Wichita State.....	1969

TEAM

Points	59	Auburn.....	1985
Yards Rushing	472	Nebraska.....	1981
Rushing Attempts	80	Houston.....	1974
Yards Passing	532	Arizona State.....	1984
Passes Attempted	62	Maryland.....	1995
Passes Completed	46	Maryland.....	1995
Total Offense	651	Arizona State.....	1984
Most Fumbles	17	Wichita State.....	1969
Most Fumbles Lost	10 (of 17)	Wichita State.....	1969
Most Interceptions Made	7	S Carolina.....	1984
Most Interceptions Returned for TDs	2	Auburn.....	1985
Penalties	18	S Carolina.....	1985

AP WEEKLY RANKINGS

YEAR	WEEK OF.....	RANKED..	RECORD
1962	Sept. 24.....	Other.....	1-0-1
1963	Sept. 23.....	Other.....	1-0-0
1964	Sept. 28.....	Other.....	2-0-0
	Oct. 5.....	Other.....	3-0-0
	Oct. 12.....	10.....	4-0-0
	Oct. 19.....	10.....	5-0-0
	Oct. 26.....	Other.....	5-1-0
	Nov. 2.....	Other.....	6-1-0
	Nov. 9.....	Other.....	6-1-0
	Nov. 16.....	Other.....	7-1-1
	Nov. 23.....	10.....	8-1-1
	Nov. 30.....	Other.....	8-1-1
1965	Preseason.....	Other.....	
	Oct. 18.....	Other.....	2-2-0
1966	Preseason.....	Other.....	
1967	Sept. 25.....	Other.....	0-1-1
	Oct. 23.....	Other.....	3-2-1
	Oct. 30.....	Other.....	4-2-1
	Nov. 6.....	Other.....	5-2-1
	Nov. 20.....	Other.....	6-2-1
	Nov. 27.....	Other.....	7-2-1
1968	Oct. 7.....	19.....	2-1-0
	Oct. 21.....	20.....	3-1-0
	Dec. 2.....	19.....	8-2-0
1971	Oct. 11.....	19.....	5-0-0
	Oct. 25.....	19.....	6-1-0
1972	Preseason.....	19.....	
	Sept. 11.....	20.....	1-0-0
	Sept. 18.....	17.....	2-0-0
	Sept. 25.....	16.....	3-0-0
	Oct. 2.....	13.....	4-0-0
1977	Oct. 24.....	20.....	5-1-0
	Oct. 31.....	15.....	6-1-0
	Nov. 7.....	16.....	7-1-0
	Nov. 14.....	13.....	8-1-0
	Nov. 28.....	19.....	8-2-0
Final '77 Poll	Jan. 1978.....	14.....	10-2-0
1978	Preseason.....	17.....	
	Sept. 11.....	16.....	1-0-0
	Sept. 18.....	13.....	2-0-0
	Sept. 25.....	10.....	3-0-0
	Oct. 2.....	18.....	3-1-0
	Oct. 9.....	15.....	4-1-0
1979	Preseason.....	19.....	
	Sept. 10.....	18.....	2-0-0
	Sept. 17.....	14.....	2-0-0
	Sept. 24.....	12.....	3-0-0
	Oct. 1.....	9.....	4-0-0
	Oct. 8.....	9.....	5-0-0
	Oct. 15.....	7.....	6-0-0
	Oct. 22.....	8.....	6-0-0
	Oct. 29.....	6.....	7-0-0
	Nov. 5.....	7.....	8-0-0
	Nov. 12.....	5.....	9-0-0
	Nov. 19.....	5.....	10-0-0
	Nov. 26.....	4.....	11-0-0
	Dec. 3.....	4.....	11-0-0
Final '79 Poll	Jan. 1980.....	6.....	11-1-0
1980	Preseason.....	13.....	
	Sept. 8.....	10.....	1-0-0
	Sept. 15.....	9.....	2-0-0
	Sept. 22.....	9.....	3-0-0
	Sept. 29.....	16.....	3-1-0
	Oct. 6.....	11.....	4-1-0
	Oct. 13.....	7.....	5-1-0
	Oct. 20.....	6.....	6-1-0
	Oct. 27.....	5.....	7-1-0
	Nov. 3.....	3.....	8-1-0

	Nov. 10.....	3.....	9-1-0
	Nov. 17.....	3.....	9-1-0
	Nov. 24.....	3.....	9-1-0
	Dec. 1.....	3.....	9-1-0
	Dec. 8.....	2.....	10-1-0
Final '80 Poll	Jan. 1981.....	5.....	10-2-0
1981	Preseason.....	19.....	
	Sept. 7.....	18.....	1-0-0
	Sept. 14.....	19.....	2-0-0
	Oct. 5.....	20.....	3-1-0
	Oct. 12.....	11.....	4-1-0
	Oct. 19.....	20.....	4-2-0
	Oct. 26.....	17.....	5-2-0
	Nov. 2.....	14.....	6-2-0
	Nov. 9.....	20.....	6-3-0
1982	Oct. 11.....	19.....	4-1-0
	Oct. 18.....	17.....	5-1-0
	Oct. 25.....	14.....	5-1-0
	Nov. 1.....	12.....	6-1-0
	Nov. 8.....	9.....	7-1-0
	Nov. 15.....	7.....	8-1-0
	Nov. 22.....	15.....	8-2-0
	Nov. 29.....	15.....	8-2-0
Final '82 Poll	Jan. 1983.....	13.....	9-3-0
1983	Preseason.....	7.....	
	Sept. 5.....	12.....	1-0-0
	Sept. 12.....	9.....	2-0-0
	Sept. 19.....	20.....	2-1-0
	Sept. 26.....	17.....	2-1-0
1984	Preseason.....	20.....	
	Sept. 3.....	20.....	1-0-0
	Sept. 10.....	18.....	1-0-0
	Sept. 17.....	15.....	2-0-0
	Sept. 24.....	9.....	3-0-0
	Oct. 1.....	6.....	4-0-0
	Oct. 8.....	9.....	4-0-1
	Oct. 15.....	15.....	4-1-1
	Oct. 22.....	15.....	5-1-1
	Oct. 29.....	15.....	5-1-1
	Nov. 5.....	14.....	6-1-1
	Nov. 12.....	17.....	6-2-1
	Nov. 19.....	15.....	7-2-1
	Nov. 26.....	12.....	7-2-1
Final '84 Poll	Jan. 1985.....	17.....	7-2-2
1985	Preseason.....	19.....	
	Sept. 2.....	17.....	1-0
	Sept. 9.....	7.....	2-0
	Sept. 16.....	6.....	2-0
	Sept. 23.....	4.....	3-0
	Sept. 30.....	4.....	4-0
	Oct. 7.....	4.....	4-0
	Oct. 14.....	13.....	4-1
	Oct. 21.....	11.....	5-1
	Oct. 28.....	10.....	6-1
	Nov. 5.....	16.....	6-2
	Nov. 12.....	15.....	7-2
	Nov. 19.....	14.....	8-2
	Nov. 26.....	12.....	8-3
	Dec. 3.....	18.....	8-3
Final '85 Poll	Jan. 1986.....	15.....	9-3
1986	Preseason.....	11.....	
	Sept. 1.....	11.....	1-0
	Sept. 8.....	15.....	1-1
	Sept. 15.....	15.....	1-1
	Sept. 22.....	20.....	1-1-1
	Oct. 28.....	20.....	4-1-2
Final '86 Poll	Jan. 1987.....	Other.....	7-4-1
1987	Preseason.....	8.....	
	Sept. 8.....	8.....	1-0
	Sept. 15.....	7.....	2-0
	Sept. 22.....	6.....	3-0

	Sept. 29.....	4.....	4-0
	Oct. 6.....	6.....	4-1
	Oct. 13.....	4.....	5-1
	Oct. 20.....	4.....	6-1
	Oct. 27.....	4.....	6-1
	Nov. 3.....	4.....	7-1
	Nov. 10.....	4.....	8-1
	Nov. 17.....	4.....	9-1
	Nov. 24.....	3.....	9-1
	Dec. 2.....	3.....	10-1
Final '87 Poll	Jan. 1988.....	2.....	11-1
1988	Preseason.....	1.....	
	Sept. 6.....	10.....	0-1
	Sept. 13.....	10.....	1-1
	Sept. 20.....	9.....	2-1
	Sept. 27.....	6.....	3-1
	Oct. 4.....	6.....	4-1
	Oct. 11.....	5.....	5-1
	Oct. 18.....	7.....	6-1
	Oct. 25.....	6.....	7-1
	Nov. 2.....	5.....	8-1
	Nov. 9.....	5.....	8-1
	Nov. 16.....	5.....	9-1
	Nov. 23.....	5.....	9-1
	Dec. 1.....	4.....	10-1
Final '88 Poll	Jan. 1989.....	3.....	11-1
1989	Preseason.....	6.....	
	Sept. 5.....	6.....	0-1
	Sept. 12.....	Other.....	0-2
	Sept. 19.....	Other.....	1-2
	Sept. 26.....	25.....	2-2
	Oct. 3.....	22.....	2-2
	Oct. 10.....	19.....	3-2
	Oct. 17.....	14.....	4-2
	Oct. 24.....	9.....	5-2
	Oct. 31.....	6.....	6-2
	Nov. 7.....	5.....	7-2
	Nov. 14.....	5.....	7-2
	Nov. 21.....	5.....	8-2
	Nov. 28.....	6.....	8-2
	Dec. 5.....	5.....	9-2
Final '89 Poll	Jan. 1990.....	3.....	10-2
1990	Preseason.....	4.....	
	Sept. 3.....	3.....	0-0
	Sept. 10.....	3.....	1-0
	Sept. 17.....	2.....	2-0
	Sept. 24.....	2.....	3-0
	Oct. 1.....	2.....	4-0
	Oct. 8.....	10.....	4-1
	Oct. 15.....	7.....	4-1
	Oct. 22.....	12.....	4-2
	Oct. 29.....	12.....	5-2
	Nov. 5.....	12.....	6-2
	Nov. 12.....	9.....	7-2
	Nov. 19.....	8.....	8-2
	Nov. 26.....	8.....	8-2
	Dec. 3.....	6.....	9-2
Final '90 Poll	Jan. 1991.....	4.....	10-2
1991	Preseason.....	1.....	
	Sept. 2.....	1.....	1-0
	Sept. 9.....	1.....	2-0
	Sept. 16.....	1.....	3-0
	Sept. 23.....	1.....	3-0
	Sept. 30.....	1.....	4-0
	Oct. 7.....	1.....	5-0
	Oct. 14.....	1.....	6-0
	Oct. 21.....	1.....	7-0
	Oct. 28.....	1.....	8-0
	Nov. 4.....	1.....	9-0
	Nov. 11.....	1.....	10-0
	Nov. 18.....	3.....	10-1
	Nov. 25.....	3.....	10-1
	Dec. 2.....	5.....	10-2
Final '91 Poll	Jan. 1992.....	4.....	11-2

1992	Preseason	5
	Aug. 31	4	0-0
	Sept. 7	5	1-0
	Sept. 14	3	2-0
	Sept. 21	3	3-0
	Sept. 28	3	4-0
	Oct. 5	8	4-1
	Oct. 12	6	5-1
	Oct. 19	6	6-1
	Oct. 26	6	6-1
	Nov. 2	6	7-1
	Nov. 9	5	8-1
	Nov. 16	3	9-1
	Nov. 23	3	9-1
	Nov. 30	3	10-1
	Dec. 7	3	10-1

Final '92 Poll
Jan. 1993 2 11-1

1993	Preseason	1
	Aug. 30	1	1-0
	Sept. 6	1	2-0
	Sept. 13	1	3-0
	Sept. 20	1	4-0
	Sept. 27	1	4-0
	Oct. 4	1	5-0
	Oct. 11	1	6-0
	Oct. 18	1	7-0
	Oct. 25	1	7-0
	Nov. 1	1	8-0
	Nov. 8	1	9-0
	Nov. 15	2	9-1
	Nov. 22	1	10-1
	Nov. 29	1	11-1
	Dec. 6	1	11-1

Final '93 Poll
Jan. 1994 1 12-1

1994	Preseason	3
	Aug. 30	4
	Sept. 4	4	1-0
	Sept. 11	3	2-0
	Sept. 18	3	3-0
	Sept. 25	3	4-0
	Oct. 2	3	4-0
	Oct. 9	11	4-1
	Oct. 16	10	4-1
	Oct. 23	9	5-1
	Oct. 30	8	6-1
	Nov. 6	8	7-1
	Nov. 13	8	8-1
	Nov. 20	7	9-1
	Nov. 27	6	9-1-1
	Dec. 5	7	9-1-1

Final '94 Poll
Jan. 1995 4 10-1-1

1995	Preseason	1
	Aug. 28	1
	Sept. 3	1	1-0
	Sept. 10	1	2-0
	Sept. 17	1	3-0
	Sept. 24	1	4-0
	Oct. 1	1	4-0
	Oct. 8	1	5-0
	Oct. 15	1	6-0
	Oct. 22	1	7-0
	Oct. 29	2	7-0
	Nov. 5	6	7-1
	Nov. 12	6	8-1
	Nov. 19	6	9-1
	Nov. 26	7	9-2

Final '95 Poll
Jan. 96 4 10-2

1996	Preseason	3
	Aug. 26	3
	Sept. 2	3
	Sept. 9	3	1-0
	Sept. 16	3	1-0
	Sept. 23	2	2-0
	Sept. 29	2	3-0
	Oct. 7	3	4-0
	Oct. 14	3	5-0
	Oct. 21	3	5-0
	Oct. 28	3	6-0
	Nov. 4	3	7-0
	Nov. 11	3	8-0
	Nov. 18	3	9-0
	Nov. 25	2	10-0
	Dec. 2	1	11-0
	Dec. 9	1	11-0

Final '96 Poll
Jan. 3 3 11-1

1997	Preseason	5
	Aug. 31	5
	Sept. 7	5	1-0
	Sept. 14	5	2-0
	Sept. 21	5	3-0
	Sept. 28	4	3-0
	Oct. 5	4	4-0
	Oct. 12	4	5-0
	Oct. 19	3	6-0
	Oct. 26	3	7-0
	Nov. 2	3	8-0
	Nov. 9	3	9-0
	Nov. 16	2	10-0
	Nov. 23	2	10-1
	Nov. 30	4	10-1
	Dec. 7	4	10-1

Final '97 Poll
Jan. 4 3 11-1

1998	Preseason	2
	Sept. 6	2	1-0
	Sept. 13	11	1-1
	Sept. 20	10	2-1
	Sept. 27	9	3-1
	Oct. 4	8	4-1
	Oct. 11	6	5-1
	Oct. 18	6	6-1
	Oct. 25	5	7-1
	Nov. 1	6	8-1
	Nov. 8	5	9-1
	Nov. 15	5	10-1
	Nov. 22	4	11-1
	Nov. 29	4	11-1
	Dec. 6	2	11-1

Final '98 Poll
Jan. 5 3 11-2

1999	Preseason	1
	Sept. 5	1	1-0
	Sept. 12	1	2-0
	Sept. 19	1	3-0
	Sept. 26	1	4-0
	Oct. 3	1	5-0
	Oct. 10	1	6-0
	Oct. 17	1	7-0
	Oct. 24	1	8-0
	Oct. 31	1	9-0
	Nov. 7	1	9-0
	Nov. 14	1	10-0
	Nov. 21	1	11-0
	Nov. 28	1	11-0
	Dec. 5	1	11-0

Final '99 Poll
Jan. 5 1 12-0

2000	Preseason	2
	Aug. 28	2	1-0
	Sept. 3	2	1-0
	Sept. 10	2	2-0
	Sept. 17	2	3-0
	Sept. 24	2	4-0
	Oct. 1	1	5-0
	Oct. 8	7	5-1
	Oct. 15	6	6-1
	Oct. 22	6	7-1
	Oct. 29	4	8-1
	Nov. 5	3	9-1
	Nov. 12	3	10-1
	Nov. 19	3	11-1
	Nov. 26	3	11-1
	Dec. 6	3	11-1

Final '00 Poll
Jan. 4 5 11-2

2001	Preseason	6	0-0
	Aug. 27	6	0-0
	Sept. 3	6	1-0
	Sept. 9	6	2-0
	Sept. 23	18	2-1
	Sept. 30	16	2-1
	Oct. 7	14	3-1
	Oct. 14	21	3-2
	Oct. 21	19	4-2
	Oct. 28	14	5-2
	Nov. 4	10	6-2
	Nov. 11	21	6-3
	Nov. 18	NR	6-4
	Nov. 25	NR	6-4
	Dec. 2	24	7-4
	Dec. 9	24	7-4

Final '01 Poll 15 8-4

2002	Preseason	5	0-0
	Sept. 1	5	2-0
	Sept. 7	5	2-0
	Sept. 14	5	3-0
	Sept. 21	4	4-0
	Sept. 28	11	4-1
	Oct. 5	9	5-1
	Oct. 12	12	5-2
	Oct. 19	11	5-2
	Oct. 26	18	5-3
	Nov. 2	17	6-3
	Nov. 10	15	7-3
	Nov. 16	14	8-3
	Nov. 23	23	8-4
	Nov. 30	16	9-4
	Dec. 7	16	9-4

Final '02 Poll 21 9-5

2003	Preseason	13	0-0
	Sept. 2	11	1-0
	Sept. 9	10	2-0
	Sept. 16	10	3-0
	Sept. 23	6	4-0
	Sept. 30	5	5-0
	Oct. 7	5	5-0
	Oct. 14	7	5-1
	Oct. 21	6	6-1
	Oct. 28	5	7-1
	Nov. 4	3	8-1
	Nov. 11	13	8-2
	Nov. 18	11	9-2
	Nov. 25	9	9-2
	Dec. 2	9	10-2
	Dec. 9	9	10-2

Final '03 Poll 11 10-3

2004	Preseason	5	0-0
	Sept. 7	4	0-0
	Sept. 14	8	0-1
	Sept. 21	8	1-1
	Sept. 28	9	2-1
	Oct. 5	8	3-1
	Oct. 12	7	4-1
	Oct. 19	5	5-1
	Oct. 26	5	6-1
	Nov. 2	13	6-2
	Nov. 9	11	7-2
	Nov. 16	10	8-2
	Nov. 23	19	8-3
	Nov. 30	16	8-3
	Dec. 7	17	8-3

Final '04 Poll 15 9-3

2005	Preseason	14	0-0
	Sept. 4	11	0-0
	Sept. 11	8	2-0
	Sept. 18	6	3-0
	Sept. 25	6	3-0
	Oct. 2	4	4-0
	Oct. 9	4	5-0
	Oct. 16	11	5-1
	Oct. 23	10	6-1
	Oct. 30	9	7-1
	Nov. 6	17	7-2
	Nov. 13	22	7-3
	Nov. 20	23	7-3
	Nov. 27	NR	7-4
	Dec. 4	22	8-4

Final '05 Poll 23 8-5

2006	Preseason	11	0-0
	Sept. 5	9	1-0
	Sept. 11	9	2-0
	Sept. 18	18	2-1
	Sept. 24	19	3-1
	Oct. 1	17	3-1

Final '06 Poll 21 9-4

2007	Preseason	19	0-0
	Oct. 7	21	4-1
2008	Sept. 14	24	2-0
	Oct. 19	24	5-1
	Oct. 26	16	6-1
	Nov. 2	24	6-2
	Nov. 9	20	7-2
	Nov. 23	23	8-3

Final '08 Poll 21 9-4

2009	Preseason	18	0-0
	Sept. 26	18	2-2

FSU VS. OPPONENTS RANKED BY THE AP

DATE	OPPONENT	SCORE	SITE	RANK
11/22/52	Georgia Tech.....L.....	0-30	A	2
10/22/55	Georgia Tech.....L.....	0-34	A	13
11/02/56	Miami.....L.....	7-20	A	9
10/12/57	NC State.....L.....	0-7	H	13
11/23/57	Auburn.....L.....	7-29	H	2
10/31/59	Georgia.....L.....	0-42	A	14
11/19/60	Auburn.....L.....	21-57	A	9
09/30/61	Florida.....T.....	3-3	A	17
10/07/61	Mississippi.....L.....	0-33	A	2
10/05/62	Miami.....L.....	6-7	A	9
11/23/63	Auburn.....L.....	15-21	A	9
10/10/64	Kentucky.....W.....	48-6	H	5
10/16/65	Georgia.....W.....	10-3	H	5
10/08/66	Florida.....L.....	19-22	H	10
09/23/67	Alabama.....T.....	37-37	A	2
12/30/67	Penn State.....T.....	17-17	N	10
09/28/68	Florida.....L.....	3-9	H	5
10/05/68	Texas A&M.....W.....	20-14	H	17
11/29/68	Houston.....W.....	40-20	N	10
10/04/69	Florida.....L.....	6-21	A	12
11/29/69	Houston.....L.....	13-41	A	18
12/27/71	Arizona State.....L.....	38-45	N	8
10/28/72	Auburn.....L.....	14-27	A	12
09/29/73	Miami.....L.....	10-14	H	18
11/03/73	Houston.....L.....	3-34	A	18
09/14/74	Pittsburgh.....L.....	6-9	H	13
10/12/74	Alabama.....L.....	7-8	A	3
10/19/74	Florida.....L.....	14-24	H	14
10/26/74	Auburn.....L.....	6-38	A	5
11/23/74	Houston.....L.....	8-23	H	15
10/18/75	Florida.....L.....	8-34	A	14
09/25/76	Oklahoma.....L.....	9-24	A	4
10/09/76	Boston College.....W.....	28-9	H	13
10/16/76	Florida.....L.....	26-33	H	12
10/21/78	Pittsburgh.....L.....	3-7	A	15
11/10/79	South Carolina.....W.....	27-7	H	19
01/01/80	Oklahoma.....L.....	7-24	N	5
10/04/80	Nebraska.....W.....	18-14	A	3
10/11/80	Pittsburgh.....W.....	36-22	H	4
11/22/80	Florida.....W.....	17-13	H	19
01/01/81	Oklahoma.....L.....	17-18	N	4
09/19/81	Nebraska.....L.....	14-34	A	17
10/03/81	Ohio State.....W.....	36-27	A	7
10/17/81	Pittsburgh.....L.....	14-42	A	3
11/07/81	Miami.....L.....	19-27	H	13
11/14/81	Southern Miss.....L.....	14-58	H	14
09/18/82	Pittsburgh.....L.....	17-37	H	2
10/30/82	Miami.....W.....	24-7	A	16
11/20/82	LSU.....L.....	21-55	A	12
12/30/82	West Virginia.....W.....	31-12	N	10
09/10/83	LSU.....W.....	40-35	A	13
10/01/83	Auburn.....L.....	24-27	A	10
11/12/83	Miami.....L.....	16-17	H	6
12/03/83	Florida.....L.....	14-53	A	12
09/22/84	Miami.....W.....	38-3	A	4
10/13/84	Auburn.....L.....	41-42	H	16
11/10/84	South Carolina.....L.....	26-38	A	5
12/01/84	Florida.....L.....	17-27	H	3
09/07/85	Nebraska.....W.....	17-13	A	10
10/12/85	Auburn.....L.....	27-59	A	12
11/02/85	Miami.....L.....	27-35	H	11
11/30/85	Florida.....L.....	14-38	A	6
12/30/85	Oklahoma St.....W.....	34-23	N	19
09/06/86	Nebraska.....L.....	17-34	A	8
09/27/86	Michigan.....L.....	18-20	A	5
11/01/86	Miami.....L.....	23-41	A	1
10/03/87	Miami.....L.....	25-26	H	3
11/07/87	Auburn.....W.....	34-6	A	6
01/01/88	Nebraska.....W.....	31-28	N	5

09/03/88	Miami.....L.....	0-31	A	8
09/17/88	Clemson.....W.....	24-21	A	3
11/05/88	South Carolina.....W.....	59-0	A	15
01/02/89	Auburn.....W.....	13-7	N	7
09/09/89	Clemson.....L.....	23-34	H	10
09/16/89	LSU.....W.....	31-21	A	21
10/07/89	Syracuse.....W.....	41-10	A	17
10/21/89	Auburn.....W.....	22-14	H	11
10/28/89	Miami.....W.....	24-10	H	2
01/01/90	Nebraska.....W.....	41-17	N	6
10/06/90	Miami.....L.....	22-31	A	9
10/20/90	Auburn.....L.....	17-20	A	5
12/01/90	Florida.....W.....	45-30	H	6
12/29/90	Penn State.....W.....	24-17	N	7
08/29/91	BYU.....W.....	44-28	N	19
09/28/91	Michigan.....W.....	51-31	A	3
10/05/91	Syracuse.....W.....	46-14	H	10
11/16/91	Miami.....L.....	16-17	H	2
11/30/91	Florida.....L.....	9-14	A	5
01/01/92	Texas A&M.....W.....	10-2	N	9
09/12/92	Clemson.....W.....	24-20	A	15
09/19/92	NC State.....W.....	34-13	A	16
10/03/92	Miami.....L.....	16-19	A	2
10/17/92	Georgia Tech.....W.....	29-24	A	16
10/31/92	Virginia.....W.....	13-3	A	23
11/28/92	Florida.....W.....	45-24	H	6
01/01/93	Nebraska.....W.....	27-14	N	11
09/11/93	Clemson.....W.....	57-0	H	17
09/18/93	North Carolina.....W.....	33-7	A	13
10/09/93	Miami.....W.....	28-10	H	3
10/16/93	Virginia.....W.....	40-14	H	15
11/13/93	Notre Dame.....L.....	24-31	A	2
11/27/93	Florida.....W.....	33-21	A	7
01/01/94	Nebraska.....W.....	18-16	N	2
09/24/94	North Carolina.....W.....	31-18	H	13
10/08/94	Miami.....L.....	20-34	A	13
10/29/94	Duke.....W.....	59-20	H	13
11/19/94	NC State.....W.....	34-3	A	22
11/26/94	Florida.....T.....	31-31	H	4
01/02/95	Florida.....W.....	23-17	N	5
11/02/95	Virginia.....L.....	28-33	A	24
11/25/95	Florida.....L.....	24-35	A	3
01/01/96	Notre Dame.....W.....	31-26	N	6
09/28/96	North Carolina.....W.....	13-0	H	11
10/26/96	Virginia.....W.....	31-24	H	14
10/12/96	Miami.....W.....	34-16	A	6
11/16/96	Southern Miss.....W.....	54-14	H	25
11/30/96	Florida.....W.....	24-21	H	1
01/02/97	Florida.....L.....	52-20	N	3
09/06/97	USC.....W.....	14-7	A	23
09/20/97	Clemson.....W.....	35-28	A	16
10/18/97	Georgia Tech.....W.....	38-0	H	21

11/08/97	North Carolina.....W.....	20-3	A	5
11/22/97	Florida.....L.....	29-32	A	10
01/01/98	Ohio State.....W.....	31-14	N	9
08/28/98	Texas A&M.....W.....	23-14	N	15
09/26/98	USC.....W.....	30-10	H	18
10/24/98	Georgia Tech.....W.....	34-7	A	20
11/07/98	Virginia.....W.....	45-14	H	12
11/21/98	Florida.....W.....	23-12	H	4
01/04/99	Tennessee.....L.....	23-16	N	1
09/11/99	Georgia Tech.....W.....	41-35	H	10
09/18/99	NC State.....W.....	42-11	H	20
10/09/99	Miami.....W.....	31-21	H	19
11/11/99	Florida.....W.....	30-23	A	3
01/04/00	Virginia Tech.....W.....	46-29	N	2
10/07/00	Miami.....L.....	24-27	A	7
10/28/00	NC State.....W.....	58-14	A	21
11/04/00	Clemson.....W.....	54-7	H	10
11/18/00	Florida.....W.....	30-7	H	4
01/03/01	Oklahoma.....L.....	2-13	N	1
10/13/01	Miami.....L.....	27-49	H	2
10/27/01	Maryland.....W.....	52-31	H	10
11/17/01	Florida.....L.....	13-37	A	3
01/01/02	Virginia Tech.....W.....	30-17	N	15
10/12/02	Miami.....L.....	27-28	A	1
10/26/02	Notre Dame.....L.....	24-34	H	6
11/30/02	Florida.....W.....	31-14	H	14
01/01/03	Georgia.....L.....	13-26	N	4
10/11/03	Miami.....L.....	22-14	H	2
11/29/03	Florida.....W.....	38-34	A	11
01/01/03	Miami.....L.....	16-14	N	10
09/10/04	Miami.....L.....	10-16	A	5
10/16/04	Virginia.....W.....	36-3	H	6
09/05/05	Miami.....W.....	10-7	H	9
09/17/05	Boston College.....W.....	28-17	A	17
11/26/05	Florida.....L.....	7-34	A	19
12/03/05	Virginia Tech.....W.....	27-22	N	5
01/03/06	Penn State.....L.....	23-26	N	3
09/04/06	Miami.....W.....	13-10	A	12
11/11/06	Wake Forest.....L.....	0-30	H	18
11/25/06	Florida.....L.....	14-21	H	4
09/29/07	Alabama.....W.....	21-14	N	22
11/03/07	Boston College.....W.....	27-17	A	2
11/10/07	Virginia Tech.....L.....	21-40	A	11
11/24/07	Florida.....L.....	12-45	A	12
09/20/08	Wake Forest.....L.....	3-12	H	18
11/22/08	Maryland.....W.....	37-3	A	22
11/29/08	Florida.....L.....	15-45	H	2
09/07/09	BYU.....W.....	54-28	A	7
10/10/09	Georgia Tech.....L.....	44-49	H	22
11/28/09	Florida.....L.....	10-37	A	1
01/01/10	West Virginia.....W.....	33-21	N	18

ALL-TIME VS. RANKED OPPONENTS

RANK	HOME	AWAY	NEUTRAL	TOTAL
1	1-0-0	0-3-0	0-2-0	1-5-0
2	1-6-0	1-4-1	2-0-0	4-10-1
3	1-2-0	4-4-0	0-2-0	5-8-0
4	3-1-1	1-1-0	0-2-0	4-4-1
5	2-1-0	1-6-0	3-1-0	6-8-0
6	3-2-0	2-1-0	2-0-0	7-3-0
7	0-0-0	3-1-0	2-0-0	5-1-0
8	0-0-0	0-2-0	0-1-0	0-3-0
9	1-0-0	0-5-0	2-0-0	3-5-0
10	4-2-0	1-2-0	2-1-1	7-5-1
11	2-1-0	1-1-0	1-0-0	4-2-0
12	0-1-0	1-6-0	0-0-0	1-7-0
13	3-3-0	2-2-0	0-0-0	5-5-0
14	2-2-0	0-2-0	0-0-0	2-4-0
15	1-1-0	2-1-0	2-0-0	5-2-0

16	0-1-0	4-0-0	0-0-0	4-1-0
17	2-0-0	2-1-1	0-0-0	4-1-1
18	1-3-0	0-2-0	1-0-0	2-5-0
19	3-0-0	0-1-0	2-0-0	5-1-0
20	1-0-0	1-0-0	0-0-0	2-0-0
21	1-0-0	2-0-0	0-0-0	3-0-0
22	0-1-0	2-0-0	1-0-0	3-1-0
23	0-0-0	2-0-0	0-0-0	2-0-0
24	0-0-0	0-1-0	0-0-0	0-1-0
25	1-0-0	0-0-0	0-0-0	1-0-0
Total	33-27-1	32-46-2	20-9-1	85-82-4

FSU vs. Top 25.....85-82-4
 FSU vs. Top 20.....76-79-4
 FSU vs. Top 10.....42-51-3
 FSU vs. Top 5.....20-35-2

MARGINS OF VICTORY

Top 10 Margins of Victory - All Games

1.	+74	74-0	Oct. 1, 1949	vs. Whiting Field
2.	+69	69-0	Sept. 6, 2008	vs. Western Carolina
3.	+63	66-3	Oct. 22, 1988	vs. Louisiana Tech
	+63	70-7	Nov. 14, 1992	vs. Tulane
5.	+62	76-14	Oct. 19, 1985	vs. Tulsa
6.	+60	77-17	Sept. 16, 1995	vs. NC State
7.	+59	59-0	Oct. 3, 1953	vs. Louisville
	+59	62-3	Nov. 20, 1993	vs. NC State
	+59	73-14	Oct. 31, 1987	vs. Tulane
	+59	72-13	Oct. 14, 1995	vs. Wake Forest
	+59	59-0	Nov., 5, 1988	at South Carolina

Top 10 Margin of Defeat - All Games

1.	-49	0-49	Dec. 1, 1973	at Florida
2.	-47	0-47	Sept. 18, 1976	at Miami
3.	-44	14-58	Nov. 14, 1981	vs. Southern Miss
4.	-42	0-42	Oct. 31, 1959	at Georgia
5.	-40	12-52	Nov. 17, 1973	vs. South Carolina
6.	-39	14-53	Dec. 3, 1983	at Florida
7.	-36	21-57	Nov. 19, 1960	at Auburn
8.	-35	21-56	Nov. 16, 1974	vs. Virginia Tech
9.	-34	0-34	Oct. 22, 1955	at Georgia Tech
	-34	21-55	Nov. 20, 1982	at Louisiana State
	-34	0-34	Sept. 30, 1955	at Miami

Top 10 Margins of Victory - Home Games

1.	+74	74-0	Oct. 1, 1949	vs. Whiting Field
2.	+69	69-0	Sept. 6, 2008	vs. Western Carolina
3.	+63	66-3	Oct. 22, 1988	vs. Louisiana Tech
	+63	70-7	Nov. 14, 1992	vs. Tulane
5.	+62	76-14	Oct. 19, 2002	vs. Tulsa
6.	+60	77-17	Sept. 16, 1995	vs. NC State
7.	+59	59-0	Oct. 3, 1953	vs. Louisville
	+59	62-3	Nov. 20, 1993	vs. NC State
	+59	73-14	Oct. 31, 1987	vs. Tulane
	+59	72-13	Oct. 14, 1995	vs. Wake Forest

Top 10 Margins of Defeat - Home Games

1.	-44	14-58	Nov. 14, 1981	vs. Southern Miss
2.	-40	12-52	Nov. 17, 1973	vs. South Carolina
3.	-35	21-56	Nov. 16, 1974	vs. Virginia Tech
4.	-33	14-47	Oct. 15, 1955	vs. Georgia
	-33	6-39	Dec. 6, 1952	vs. Tampa
6.	-30	0-30	Nov. 11, 2006	vs. Wake Forest
	-30	15-45	Nov. 29, 2008	vs. Florida
8.	-29	13-42	Oct. 7, 1972	vs. Florida
9.	-28	0-28	Sept. 22, 1973	vs. Kansas
10.	-27	14-41	Oct. 4, 1952	vs. Louisville
	-27	13-40	Nov. 8, 1957	vs. Miami

Top 10 Margins of Victory - Road Games

1.	+59	59-0	Nov., 5, 1988	at South Carolina
2.	+52	59-7	Sept. 28, 2000	at Maryland
3.	+51	61-10	Oct. 10, 1987	at Southern Miss
4.	+49	56-7	Sept. 27, 2003	at Duke
5.	+46	49-3	Nov. 2, 1996	at Georgia Tech
6.	+42	55-13	Sept. 1, 2001	at Duke
	+42	56-14	Sept. 17, 1994	at Wake Forest
8.	+41	44-3	Sept. 12, 1987	at East Carolina
	+41	47-6	Oct. 2, 1954	at Louisville
	+41	48-7	Nov. 16, 1968	at NC State
	+41	47-6	Nov. 20, 1954	at Stetson

Top 10 Margins of Defeat - Road Games

1.	-49	0-49	Dec. 1, 1973	at Florida
2.	-47	0-47	Sept. 18, 1976	at Miami
3.	-42	0-42	Oct. 31, 1959	at Georgia
4.	-39	14-53	Dec. 3, 1983	at Florida
5.	-36	21-57	Nov. 19, 1960	at Auburn
6.	-34	0-34	Oct. 22, 1955	at Georgia Tech
	-34	21-55	Nov. 20, 1982	at Louisiana State
	-34	0-34	Sept. 30, 1955	at Miami
9.	-33	0-33	Oct. 23, 1954	at Auburn
	-33	12-45	Oct. 24, 2007	at Florida

Top 10 Margins of Victory - ACC Games

1.	+59	Nov. 20, 1993	vs. NC State	62-3
	+59	Oct. 4, 1995	vs. Wake Forest	72-13
3.	+57	Sept. 11, 1993	vs. Clemson	57-0
4.	+54	Oct. 30, 1993	vs. Wake Forest	54-0
5.	+52	Sept. 28, 2000	at Maryland	59-7
6.	+51	Oct. 2, 1993	vs. Georgia Tech	51-0
	+51	Nov. 15, 1997	vs. Wake Forest	58-7
8.	+49	Sept. 27, 2003	at Duke	56-7
	+49	Sept. 16, 2000	vs. North Carolina	63-14
	+49	Oct. 14, 2000	vs. Duke	63-14
	+49	Sept. 19, 1998	vs. Duke	62-13

Top 10 Margins of Victory - ACC Home Games

1.	+59	Nov. 20, 1993	vs. NC State	62-3
	+59	Oct. 4, 1995	vs. Wake Forest	72-13
3.	+57	Sept. 11, 1993	vs. Clemson	57-0
4.	+54	Oct. 30, 1993	vs. Wake Forest	54-0
5.	+51	Oct. 2, 1993	vs. Georgia Tech	51-0
	+51	Nov. 15, 1997	vs. Wake Forest	58-7
7.	+49	Sept. 16, 2000	vs. North Carolina	63-14
	+49	Oct. 14, 2000	vs. Duke	63-14
	+49	Sept. 19, 1998	vs. Duke	62-13
10.	+39	Oct. 29, 1994	vs. Duke	59-20

Top 10 Margins of Victory - ACC Road Games

1.	+52	Sept. 28, 2000	at Maryland	59-7
2.	+49	Sept. 27, 2003	at Duke	56-7
3.	+46	Nov. 2, 1996	at Georgia Tech	49-3
4.	+44	Oct. 28, 2000	at NC State	58-14
5.	+42	Sept. 17, 1994	at Wake Forest	56-14
6.	+38	Sept. 4, 1993	at Duke	45-7
7.	+36	Oct. 20, 2001	at Virginia	43-7
8.	+34	Sept. 19, 1996	at NC State	51-17
	+34	Nov. 22, 2008	at Maryland	37-3
10.	+32	Sept. 25, 1999	at North Carolina	41-10
	+32	Sept. 10, 1994	at Maryland	52-20

Top Four Margins of Victory - ACC Neutral Site Games

1.	+44	Sept. 2, 1995	vs. Duke (at Orlando)	70-26
2.	+38	Nov. 23, 1996	vs. Maryland (Ft. Lauderdale)	48-10
3.	+37	Nov. 9, 1996	vs. Wake Forest (at Orlando)	44-7
4.	+28	Oct. 2, 1999	vs. Duke (at Jacksonville)	51-23

Top Five Margins of Defeat - ACC Games

1.	-32	Sept. 22, 2001	at North Carolina	9-41
2.	-30	Nov. 11, 2006	Wake Forest	0-30
3.	-21	Nov. 12, 2005	at Clemson	14-35
4.	-17	Sept. 12, 1998	at NC State	7-24
5.	-16	Nov. 8, 2003	at Clemson	10-26

Top 10 Margins of Victory - Bowl Games

1.	+29	42-13	Dec. 27, 2008	Champs Sports Bowl	vs. Wisconsin
2.	+25	28-3	Dec. 31, 1983	Peach Bowl	vs. North Carolina
3.	+24	41-17	Jan. 1, 1990	Fiesta Bowl	vs. Nebraska
4.	+23	40-17	Dec. 23, 1977	Tangerine Bowl	vs. Texas Tech
5.	+19	31-12	Dec. 30, 1982	Gator Bowl	vs. West Virginia
6.	+17	36-19	Jan. 2, 1965	Gator Bowl	vs. Oklahoma
	+17	31-14	Jan. 1, 1998	Sugar Bowl	vs. Ohio State
	+17	46-29	Jan. 4, 2000	Sugar Bowl	vs. Virginia Tech
	+17	44-27	Dec. 27, 2006	Emerald Bowl	vs. UCLA
10.	+14	27-13	Dec. 31, 1986	All-American Bowl	vs. Indiana

Top 10 Margins of Defeat - Bowl Games

1.	-32	20-52	Jan. 2, 1996	Sugar Bowl	vs. Florida
2.	-27	20-47	Jan. 1, 1955	Sun Bowl	vs. Texas Western
3.	-17	7-24	Jan. 1, 1980	Orange Bowl	vs. Oklahoma
4.	-13	13-26	Jan. 1, 2003	Sugar Bowl	vs. Georgia
5.	-9	6-15	Dec. 13, 1958	Bluegrass Bowl	vs. Oklahoma State
	-9	2-12	Jan. 3, 2001	Orange Bowl	vs. Oklahoma
7.	-8	20-28	Dec. 24, 1966	Sun Bowl	vs. Wyoming
8.	-7	38-45	Dec. 27, 1971	Fiesta Bowl	vs. Arizona State
	-7	16-23	Jan. 4, 1999	Fiesta Bowl	vs. Tennessee
	-7	28-35	Dec. 31, 2007	Music City Bowl	vs. Kentucky

YEAR-BY-YEAR TEAM STATISTICS

YEAR	POINTS		RUSHING ATT - YARDS - AVG	PASSING ATT - COMP - INT	PASS YARDS	PASS YDS PER GAME	TOTAL OFF PLAY - YARDS	YARDS PER GAME	PENALTIES	FUM-LOST
	PER GAME	TDS								
2009	30.1	48	422-2215-149.5	437-296-13	3534	271.8	859-5478	421.4	89	26-13
	30.0	53	194-2961-204.6	343-205-14	2990	230.0	837-5650	434.6	80	20-13
2008	33.4	51	483 - 2328 - 179.1	387 - 211 - 16	2506	192.8	870 - 4834	371.8	102	23-10
	20.2	29	450 - 1723 - 132.5	342 - 175 - 9	2111	162.4	792 - 3834	294.9	76	24-17
2007	23.3	32	447 - 1659 - 127.6	466 - 256 - 10	3143	241.8	913 - 4802	369.4	108	21-12
	22.9	38	454 - 1516 - 116.6	464 - 264 - 17	3190	245.4	918 - 4706	362.0	101	23-11
2006	26.5	42	363 - 1255 - 96.5	439 - 239 - 16	3039	233.8	802 - 4294	330.3	89	26-11
	19.8	31	421 - 1203 - 92.5	414 - 227 - 12	2578	198.3	835 - 3781	290.8	82	19-7
2005	28.9	46	376 - 1222 - 94.0	526 - 303 - 19	3674	282.6	902 - 4896	376.6	114	19- 8
	22.0	34	492 - 1409 - 108.4	404 - 239 - 12	2611	200.8	896 - 4020	309.2	93	25-11
2004	25.2	40	460 - 1944 - 162.0	402 - 215 - 15	2526	210.5	862 - 4470	372.5	116	16-7
	14.1	13	418 - 997 - 83.1	380 - 204 - 16	2409	200.8	798 - 3406	283.8	82	22-13
2003	32.2	52	469 - 1734 - 133.4	438 - 249 - 13	3505	269.6	907 - 5239	403.0	91	29-12
	16.7	23	472 - 1552 - 119.4	449 - 247 - 15	2768	212.9	921 - 4320	332.3	90	28-18
2002	30.6	53	562 - 2618 - 187.0	419 - 217 - 10	2955	211.1	981 - 5513	398.1	109	22-11
	21.5	35	497 - 1831 - 130.8	465 - 249 - 16	3293	235.2	962 - 5124	366.0	104	30-16
2001	33.9	48	434 - 1756 - 192.2	325 - 184 - 13	2931	266.5	759 - 4687	426.1	93	15- 8
	26.1	36	398 - 1386 - 154.5	373 - 206 - 15	2534	230.4	771 - 3920	356.4	93	20-10
2000	42.4	67	455 - 1980 - 165.0	469 - 290 - 14	4608	384.0	924 - 6588	549.0	123	10-7
	10.2	15	387 - 887 - 73.9	447 - 220 - 19	2437	203.1	834 - 3324	277.0	132	29-14
1999	34.3	49	397 - 1356 - 123.5	423 - 250 - 17	3332	302.9	820 - 4683	425.7	109	11- 4
	14.5	20	357 - 1057 - 98.8	305 - 217 - 22	2264	205.8	672 - 3351	304.6	96	18- 7
1998	32.1	43	515 - 1797 - 149.8	357 - 185 - 9	3019	251.6	872 - 4816	401.3	117	22-12
	11.5	16	412 - 958 - 79.8	335 - 138 - 18	1620	135.0	747 - 2578	214.8	78	27-14
1997	39.7	55	344 - 1233 - 112.1	440 - 262 - 11	3740	340.0	784 - 4973	452.1	113	18- 6
	15.2	22	379 - 571 - 51.9	338 - 164 - 22	2084	189.5	717 - 2655	241.4	82	20-10
1996	38.7	54	423 - 1958 - 178.2	335 - 181 - 14	2541	231.0	759 - 4499	409.0	94	18-9
	11.1	15	418 - 649 - 59.0	358 - 162 - 11	1875	170.5	775 - 2524	229.5	60	26-12
1995	48.4	72	420 - 2451 - 222.8	465 - 297 - 14	3616	328.7	885 - 6067	551.5	76	18- 6
	18.3	27	446 - 1452 - 132.0	376 - 194 - 16	2347	213.4	822 - 3799	345.4	76	32-19
1994	36.8	53	412 - 2080 - 189.1	264 - 441 - 18	3234	294.0	853 - 5314	483.1	85	18-13
	16.6	22	377 - 1077 - 97.9	180 - 376 - 15	1860	169.1	753 - 2937	267.0	73	21-13
1993	43.2	70	470 - 2667 - 222.3	327 - 469 - 6	3909	325.8	939 - 6576	548.0	102	18-12
	9.4	15	397 - 1182 - 98.5	181 - 376 - 15	2232	186.0	773 - 3414	284.5	68	15-9
1992	38.1	56	464 - 2252 - 204.7	214 - 387 - 17	2828	257.1	851 - 5080	461.8	89	27-14
	15.6	19	400 - 1103 - 100.3	182 - 386 - 18	2114	192.2	786 - 3217	292.5	62	24-13
1991	36.6	57	507 - 2287 - 190.6	234 - 390 - 11	3114	259.5	897 - 5401	450.1	89	15-6
	15.5	23	398 - 994 - 82.8	192 - 378 - 25	2381	198.4	776 - 3375	281.3	62	23-12
1990	39.5	57	422 - 2137 - 194.3	348 - 222 - 10	2785	253.2	770 - 4922	447.5	89	14-6
	17.2	22	465 - 1646 - 149.6	318 - 163 - 21	1830	166.4	783 - 3476	316.0	72	34-16
1989	34.8	48	393 - 1517 - 137.9	387 - 230 - 11	3448	313.5	780 - 4965	451.4	89	23-14
	16.5	20	456 - 1496 - 136.0	325 - 161 - 23	2063	187.5	781 - 3559	323.5	74	26-16
1988	40.2	58	443 - 2195 - 199.5	319 - 188 - 18	2676	243.3	762 - 4871	442.8	93	16-7
	15.0	21	481 - 1662 - 151.1	278 - 110 - 18	1443	131.2	759 - 3105	282.3	83	29-9
1987	40.9	55	530 - 2995 - 272.3	318 - 173 - 11	2366	215.1	848 - 5361	487.4	78	20-14
	12.3	15	422 - 1453 - 132.1	310 - 129 - 15	1563	142.1	732 - 3016	274.2	59	31-17
1986	33.2	45	464 - 2055 - 186.8	301 - 164 - 14	2142	194.7	775 - 4197	381.6	81	29-12
	18.6	26	466 - 1432 - 130.2	290 - 141 - 15	1845	167.7	756 - 3277	297.9	65	34-14
1985	33.5	45	503 - 2369 - 215.4	277 - 149 - 17	2078	188.9	781 - 4447	404.3	79	35-15
	21.4	30	457 - 1617 - 147.0	308 - 164 - 22	1924	174.9	765 - 3541	321.9	67	21-8
1984	35.3	48	571 - 3021 - 274.6	236 - 119 - 9	1938	176.2	807 - 4959	450.8	89	34-15
	21.3	29	452 - 1719 - 156.3	308 - 157 - 14	2390	217.3	760 - 4109	373.6	83	27-11
1983	32.1	49	518 - 2522 - 229.3	313 - 176 - 14	2367	215.2	830 - 4889	444.5	73	25-18
	28.1	37	476 - 1977 - 179.7	295 - 173 - 10	2202	200.2	772 - 4179	379.9	69	20-8
1982	35.3	53	477 - 2339 - 212.6	348 - 190 - 14	2785	253.2	825 - 5124	465.8	70	33-17
	22.0	31	529 - 2181 - 198.3	283 - 135 - 24	1912	173.8	812 - 4030	366.4	65	27-10
1981	21.8	31	492 - 1955 - 177.7	309 - 157 - 18	1888	171.6	801 - 3843	349.4	56	24-13
	26.0	36	481 - 1836 - 166.9	312 - 169 - 11	2367	215.2	793 - 4203	382.1	52	29-14
1980	32.0	41	603 - 2138 - 194.4	232 - 136 - 11	1597	145.2	835 - 3735	339.6	49	23-6
	7.7	10	408 - 984 - 89.5	241 - 106 - 18	1306	118.7	649 - 2290	208.2	57	27-19

HISTORY & RECORDS

1979	29.0	39	515 - 1861 - 169.2	340 - 174 - 17	2214	201.3	855 - 4075	370.5	63	17-8
	12.4	18	448 - 1304 - 118.6	267 - 91 - 23	1365	124.1	715 - 2669	242.6	48	45-15
1978	28.4	42	476 - 1773 - 161.2	369 - 206 - 16	2749	249.9	845 - 4522	411.1	53	19-9
	18.9	29	494 - 2000 - 181.8	228 - 117 - 17	1587	144.3	722 - 3587	326.1	49	32-18
1977	24.9	34	462 - 1637 - 148.8	323 - 176 - 16	2466	224.2	785 - 4103	373.0	58	22-14
	13.9	16	560 - 1773 - 161.2	215 - 91 - 14	1167	106.1	775 - 2940	267.3	48	33-14
1976	18.6	26	488 - 1826 - 166.0	247 - 137 - 14	2040	185.5	741 - 3866	351.5	40	33-19
	23.5	33	630 - 3069 - 279.9	135 - 68 - 5	949	86.3	770 - 3942	358.4	51	32-17
1975	17.0	25	519 - 1803 - 163.9	252 - 136 - 12	1885	171.4	771 - 3688	335.3	71	33-16
	19.4	26	594 - 2755 - 250.5	116 - 53 - 11	698	63.5	710 - 3453	313.9	53	41-23
1974	11.8	17	432 - 1703 - 154.8	293 - 153 - 20	1769	160.8	725 - 3472	315.6	85	33-19
	26.3	38	641 - 3069 - 279.0	161 - 81 - 8	1399	127.2	802 - 4468	406.2	46	42-24
1973	8.9	13	377 - 1166 - 106.0	325 - 138 - 21	1698	154.4	702 - 2864	260.3	63	39-22
	30.1	43	605 - 3041 - 276.5	252 - 130 - 15	1855	168.7	857 - 4896	445.1	75	36-15
1972	26.2	39	421 - 1500 - 136.4	389 - 209 - 23	2974	270.4	810 - 4474	406.7	74	28-16
	20.4	31	533 - 1919 - 174.5	268 - 125 - 22	1709	155.4	801 - 3628	329.2	51	30-14
1971	24.6	33	411 - 1305 - 118.6	338 - 186 - 20	2750	250.0	749 - 4055	368.6	61	32-20
	11.7	15	514 - 1472 - 133.8	259 - 122 - 17	1389	126.3	773 - 2861	260.1	50	33-16
1970	23.1	31	442 - 1379 - 125.4	345 - 175 - 16	2838	258.0	787 - 4217	383.4	71	31-22
	17.7	26	519 - 1861 - 169.2	296 - 133 - 17	1661	151.0	815 - 3532	320.2	52	32-15
1969	22.0	27	421 - 1049 - 104.9	356 - 191 - 19	2550	255.0	777 - 3599	359.9	62	42-27
	18.2	25	468 - 1560 - 156.0	225 - 103 - 20	1239	123.9	693 - 2799	279.9	51	36-20
1968	28.1	37	436 - 1484 - 148.4	356 - 195 - 13	2844	284.4	792 - 4328	432.8	55	13-9
	18.0	24	462 - 1811 - 181.1	226 - 115 - 25	1392	139.2	688 - 3203	320.3	44	27-12
1967	23.3	30	371 - 1202 - 120.2	352 - 190 - 21	2584	258.4	723 - 3786	378.6	57	21-13
	17.0	22	445 - 1509 - 150.9	194 - 86 - 17	1146	114.6	639 - 2655	265.5	54	30-12
1966	25.4	34	384 - 1277 - 127.7	350 - 187 - 14	2467	246.7	734 - 3744	374.4	53	10-5
	18.7	23	384 - 1453 - 145.3	229 - 112 - 18	1543	154.3	613 - 2996	199.6	46	22-14
1965	12.1	15	384 - 1396 - 139.6	256 - 114 - 15	1296	129.6	640 - 2692	269.2	53	13-5
	11.9	16	436 - 1835 - 183.5	181 - 89 - 5	1212	121.2	577 - 2517	251.7	50	21-14
1964	22.7	29	409 - 1386 - 138.6	249 - 147 - 10	2029	202.9	658 - 3415	341.5	58	17-9
	6.6	10	349 - 750 - 75.0	195 - 76 - 10	1061	106.1	545 - 1811	181.1	62	32-23
1963	16.7	23	380 - 1344 - 134.4	181 - 90 - 11	1156	115.6	561 - 2500	250.0	52	29-15
	9.3	12	446 - 1384 - 138.4	172 - 83 - 10	885	88.5	618 - 2269	226.9	28	24-10
1962	17.0	23	450 - 1541 - 154.1	223 - 118 - 9	1596	159.6	673 - 3137	313.7	60	19-11
	6.9	10	379 - 1301 - 130.1	148 - 67 - 14	693	69.3	527 - 1994	199.4	51	28-12
1961	9.3	12	454 - 1484 - 148.4	140 - 69 - 9	672	67.2	594 - 2156	215.6	49	19-10
	12.8	18	424 - 1526 - 152.6	178 - 89 - 12	1132	113.2	602 - 2658	265.8	66	29-14
1960	11.1	16	425 - 1289 - 128.9	200 - 96 - 14	1046	104.6	625 - 2335	233.5	49	18-12
	13.6	18	479 - 1840 - 184.0	153 - 80 - 10	993	99.3	632 - 2833	283.3	51	32-16
1959	14.9	22	435 - 1267 - 126.7	212 - 104 - 10	1222	122.2	647 - 2489	248.9	42	27-16
	13.2	10	474 - 1591 - 159.1	163 - 75 - 14	1090	109.0	637 - 2681	268.1	74	17-9
1958	21.2	29	441 - 1773 - 177.3	176 - 80 - 15	1043	104.3	617 - 2816	281.6	64	26-16
	10.9	15	482 - 1646 - 164.6	126 - 51 - 14	675	67.5	608 - 2321	232.1	53	31-20
1957	13.6	20	443 - 1642 - 164.2	164 - 71 - 17	786	78.6	607 - 2428	242.8	56	27-18
	16.5	24	512 - 2127 - 212.7	126 - 61 - 10	789	78.9	628 - 2916	291.6	52	36-26
1956	17.8	26	443 - 1727 - 172.7	151 - 82 - 7	960	96.0	594 - 2687	268.7	69	22-15
	11.6	19	476 - 1827 - 182.7	123 - 61 - 11	812	81.2	599 - 2639	263.9	58	29-17
1955	14.7	22	424 - 1517 - 151.7	147 - 75 - 12	990	99.0	571 - 2507	250.7	57	26-14
	18.6	27	500 - 1960 - 196.0	146 - 73 - 10	1089	108.9	646 - 3049	304.9	60	29-18
1954	23.4	39	432 - 1689 - 153.6	216 - 107 - 21	1745	158.6	648 - 3428	311.6	67	29-16
	13.0	22	469 - 1798 - 163.5	187 - 72 - 20	900	81.8	656 - 2698	245.3	52	44-25
1953	18.3	27	507 - 2142 - 214.2	165 - 63 - 20	936	93.6	672 - 3078	307.8	76	24-15
	14.6	22	438 - 1595 - 159.5	149 - 50 - 8	628	62.8	587 - 2223	222.3	48	34-22
1952	10.1	15	640 - 1600 - 160.0	174 - 64 - 20	821	82.1	814 - 2421	242.1	61	34-19
	26.1	38	626 - 2048 - 204.8	153 - 74 - 15	1162	116.2	779 - 3210	321.0	64	28-18
1951	24.3	29	n/a	n/a	n/a	n/a	n/a	n/a	n/a	n/a
	9.0	10	n/a	n/a	n/a	n/a	n/a	n/a	n/a	n/a
1950	27.4	33	420 - 1807 - 225.9	119 - 44 - 12	939	117.4	539 - 2746	343.3	n/a	n/a
	6.8	8	352 - 818 - 102.2	138 - 60 - 19	572	71.5	490 - 1390	173.8	n/a	n/a
1949	30.2	41	2187 - 243.0	107 - 35 - 13	716	79.6	84 - 2403	322.6	n/a	44-19
	5.9	8	741 - 82.3	175 - 61 - 24	671	74.6	118 - 1351	156.9	n/a	41-17
1948	19.0	24	1682 - 210.3	84 - 35 - 11	721	90.1	107 - 2903	300.4	n/a	18-7
	8.0	10	721 - 90.1	118 - 47 - 21	630	78.8	175 - 1412	168.9	n/a	15-9
1947	3.6	3	287 - 57.4	87 - 32 - 14	400	80.0	87 - 687	137.4	n/a	n/a
	18.0	14	n/a	n/a	n/a	n/a	n/a	n/a	n/a	n/a

YEAR-BY-YEAR RESULTS

Ed Williamson

(1947) 0-5-0



Ed Williamson was appointed Florida State's first coach just a few weeks before the inaugural football season. He had no stadium, no scholarships and no team name. With only 45 ex-high school players, his teams came close to winning three games that year, although it finished 0-5. Williamson was not paid for coaching the team.

1947 (0-5)

O 18	Stetson	H	-/-	L	6-14
N 14	Cumberland	A	-/-	L	0-6
N 22	Tennessee Tech	H	-/-	L	6-27
N 27	Troy State	H	-/-	L	6-36
D 6	Alabama State	H	-/-	L	0-7
					18-90

Don Veller

(1948-52) 31-12-1



Don Veller won 30 of his first 34 games as head coach at FSU before the Seminoles began playing a major college schedule. His overall record included an undefeated (8-0) season in 1950, the year the Tribe moved into Doak Campbell Stadium. Veller, who still resides in Tallahassee, owns the second highest winning percentage of FSU coaches (.716). He is credited with laying the early foundation for the FSU football program.

1948 (7-1)

O 9	Cumberland	H	-/-	W	30-0
O 16	Erskine	A	-/-	L	6-14
O 23	Millsaps	A	-/-	W	7-6
O 30	Stetson	A	-/-	W	18-7
N 13	Mississippi College	H	-/-	W	26-6
N 20	Livingston State	H	-/-	W	12-6
N 27	Troy State	N	-/-	W	20-13
D 4	Tampa**	H	-/-	W	33-12
					152-64

1949 (9-1)

O 1	Whiting Field	H	-/-	W	74-0
O 8	Mississippi College	A	-/-	W	33-12
O 15	Erskine	H	-/-	W	26-7
O 22	Sewanee	A	-/-	W	6-0
O 29	Stetson	N	-/-	W	33-14
N 5	Livingston State	N	-/-	L	6-13
N 12	Millsaps**	H	-/-	W	40-0
N 18	Tampa	A	-/-	W	34-7
N 26	Troy State	H	-/-	W	20-0
Cigar Bowl					
J 2	Wofford	N	-/-	W	19-6
					291-59

1950 (8-0)

S 30	Troy State	A	-/-	W	26-7
O 7	Randolph Macon	H	-/-	W	40-7
O 14	Howard	H	-/-	W	20-6
O 21	Newberry	A	-/-	W	24-0
O 28	Sewanee**	H	-/-	W	14-8
N 10	Stetson	A	-/-	W	27-7
N 18	Mississippi College	H	-/-	W	33-0
N 25	Tampa	H	-/-	W	35-19
					219-54

1951 (6-2)

S 29	Troy State	H	-/-	W	40-0
O 5	Miami	A	-/-	L	13-35
O 13	Delta State	H	-/-	W	34-0
O 20	Sal Ross State	H	-/-	W	35-13
O 27	Stetson**	H	-/-	W	13-10
N 3	Jacksonville Navy	A	-/-	W	39-0
N 10	Wofford	H	-/-	W	14-0
N 17	Tampa	H	-/-	L	6-14
					194-72

1952 (1-8-1)

S 27	Louisiana Tech	H	-/-	L	13-32
O 4	Louisville	H	-/-	L	14-41
O 10	VMI	H	-/-	L	7-28
O 25	NC State	A	-/-	L	7-13
N 1	Stetson	N	-/-	T	6-6
N 8	Mississippi So.	H	-/-	L	21-50
N 15	Furman**	H	-/-	L	0-9
N 22	Georgia Tech	A	-/2	L	0-30
N 29	Wofford	A	-/-	W	27-13
D 6	Tampa	H	-/-	L	6-39
					101-261

Tom Nugent

(1953-58) 34-28-1



Tom Nugent had a successful coaching stint at Florida State, as indicated by his 34-28-1 record in six years at the Seminole helm. Florida State participated in two bowl games during Nugent's tenure and his 1958 squad was the first FSU team to play Florida. Nugent also served as athletic director while head coach of the Seminoles.

1953 (5-5)

S 25	Miami	A	-/-	L	0-27
O 3	Louisville	H	-/-	W	59-0
O 10	Abilene Christian	H	-/-	L	7-20
O 17	Louisiana Tech	A	-/-	L	21-32
O 31	VMI	H	-/-	W	12-7
N 7	Mississippi So.	A	-/-	L	0-21
N 14	Furman	H	-/-	L	7-14
N 21	Stetson**	H	-/-	W	13-6
N 28	NC State	H	-/-	W	23-13
D 5	Tampa	A	-/-	W	41-6
					183-146

1954 (8-4)

S 18	Georgia	H	-/-	L	0-14
S 25	Abilene Christian	H	-/-	L	0-13
O 2	Louisville	A	-/-	W	47-6
O 9	Villanova	H	-/-	W	52-13
O 16	NC State	A	-/-	W	13-7
O 23	Auburn	A	-/-	L	0-33
O 30	VMI	N	-/-	W	33-19
N 13	Furman**	H	-/-	W	33-14
N 20	Stetson	A	-/-	W	47-6
N 27	Mississippi So.	H	-/-	W	19-18
D 4	Tampa	A	-/-	W	13-0
Sun Bowl					
J 1	Texas Western	A	-/-	L	20-47
					277-190

1955 (5-5)

S 17	NC State	H	-/-	W	7-0
S 30	Miami	A	-/-	L	0-34
O 8	Virginia Tech	H	-/-	L	20-24
O 15	Georgia	H	-/-	L	14-47
O 22	Georgia Tech	A	-/11	L	0-34

N 5	Villanova	H	-/-	W	16-13
N 11	Furman	A	-/-	W	19-6
N 19	The Citadel**	H	-/-	W	39-0
N 25	Mississippi So.	A	-/-	L	6-21
D 3	Tampa	A	-/-	W	26-7
					147-186

1956 (5-4-1)

S 22	Ohio	H	-/-	W	47-7
S 29	Georgia	A	-/-	L	0-3
O 6	Virginia Tech	H	-/-	L	7-20
O 13	NC State	A	-/-	W	14-0
O 20	Wake Forest**	H	-/-	T	14-14
O 27	Villanova	A	-/-	W	20-13
N 2	Miami	A	-/9	L	7-20
N 10	Furman	H	-/-	W	42-7
N 17	Mississippi So.	H	-/-	W	20-19
N 24	Auburn	A	-/-	L	7-13
					178-116

1957 (4-6)

S 21	Furman	H	-/-	W	27-7
S 28	Boston College	A	-/-	L	7-20
O 5	Villanova	A	-/-	L	7-21
O 12	NC State	H	-/13	L	0-7
O 19	Abilene Christian	H	-/-	W	34-7
O 26	Virginia Tech**	H	-/-	W	20-7
N 8	Miami	H	-/-	L	13-40
N 16	Mississippi So.	A	-/-	L	0-20
N 23	Auburn	H	-/2	L	7-29
N 30	Tampa	A	-/-	W	21-7
					136-165

1958 (7-4)

S 13	Tennessee Tech	H	-/-	W	22-7
S 20	Furman	H	-/-	W	42-6
S 26	Georgia Tech	A	-/-	L	3-17
O 4	Wake Forest	H	-/-	W	27-24
O 11	Georgia	N	-/-	L	13-28
O 18	Virginia Tech	H	-/-	W	28-0
O 25	Tennessee	A	-/-	W	10-0
N 1	Tampa**	H	-/-	W	43-0
N 7	Miami	A	-/-	W	17-6
N 22	Florida	A	-/-	L	7-21
Bluegrass Bowl					
D 13	Oklahoma State	N	-/-	L	6-15
					218-124

Perry Moss

(1959) 4-6-0



Moss was one of two FSU coaches who spent only a year at the school. Midway through the 1959 season, reports were published that Moss would leave to join the Montreal Alouettes of the Canadian Football League. True to the reports, he departed after a brief year in Tallahassee.

1959 (4-6)

S 19	Wake Forest	H	-/-	L	20-22
S 26	The Citadel	H	-/-	W	47-6
O 3	Miami	H	-/-	L	6-7
O 10	Virginia Tech	A	-/-	W	7-6
O 17	Memphis State	A	-/-	L	6-16
O 24	Richmond	H	-/-	W	22-6
O 31	Georgia	A	-/14	L	0-42
N 14	William & Mary**	H	-/-	L	0-9
N 21	Florida	A	-/-	L	8-18
N 28	Tampa	A	-/-	W	33-0
					149-132

Bill Peterson

(1960-70) 62-42-11

Bill Peterson took over a football program in deep trouble in 1960. When he left, 11 years and four bowl games later, he had become the most significant coach in the first 25 years of Florida State football. Under "Pete," the Seminoles went 62-42-11. The most memorable Peterson year was 1964,

when the "Seven Magnificents" led Florida State to a 9-1-1 record and FSU's first ever win over Florida.



1960 (3-6-1)

S 17	Richmond	H	-/-	W	28- 0
S 24	Florida	A	-/-	L	0- 3
O 1	Wake Forest	H	-/-	W	14- 6
O 8	The Citadel	A	-/-	T	0- 0
O 15	Mississippi So.	N	-/-	L	13-15
O 22	William & Mary	H	-/-	W	22- 0
O 29	Kentucky**	H	-/-	L	0-23
N 4	Miami	A	-/-	L	7-25
N 12	Houston	H	-/-	L	6- 7
N 19	Auburn	A	-/9	L	21-57
111-136					

1961 (4-5-1)

S 16	G. Washington	H	-/-	W	15- 7
S 30	Florida	A	-/17	T	3- 3
O 7	Mississippi	A	-/2	L	0-33
O 14	Georgia	H	-/-	W	3- 0
O 21	Richmond	H	-/-	W	13- 7
O 28	Virginia Tech	A	-/-	L	7-10
N 4	Kentucky	A	-/-	L	0-20
N 11	The Citadel	H	-/-	W	44- 8
N 18	Mississippi So.**	H	-/-	L	0-12
N 25	Houston	A	-/-	L	8-28
93-128					

1962 (4-3-3)

S 15	The Citadel	H	-/-	W	49- 0
S 22	Kentucky	A	-/-	T	0- 0
S 29	Furman	H	-/-	W	42- 0
O 5	Miami	A	-/9	L	6- 7
O 20	Georgia	A	-/-	W	18- 0
O 27	Virginia Tech	H	-/-	W	20- 7
N 3	Houston**	H	-/-	L	0- 7
N 10	Georgia Tech	A	-/-	T	14-14
N 17	Florida	A	-/-	L	7-20
N 24	Auburn	A	-/-	T	14-14
170-69					

1963 (4-5-1)

S 20	Miami	A	-/-	W	24- 0
S 28	Texas Christian	H	-/-	L	0-13
O 12	Wake Forest	H	-/-	W	35- 0
O 19	Southern Miss	A	-/-	T	0- 0
O 26	Virginia Tech	H	-/-	L	23-31
N 2	Furman	H	-/-	W	49- 6
N 9	Georgia Tech	A	-/-	L	7-15
N 16	NC State**	H	-/-	W	14- 0
N 23	Auburn	A	-/9	L	15-21
N 30	Florida	A	-/-	L	0- 7
167-93					

1964 (9-1-1)

S 19	Miami	A	-/-	W	14- 0
S 26	Texas Christian	A	-/-	W	10- 0
O 3	New Mexico State	H	-/-	W	36- 0
O 10	Kentucky**	H	-/5	W	48- 6
O 17	Georgia	A	10/-	W	17-14
O 24	Virginia Tech	A	10/-	L	11-20
O 31	Southern Miss	H	-/-	W	34- 0
N 7	Houston	A	-/-	T	13-13
N 14	NC State	H	-/-	W	28- 6
N 21	Florida	H	-/-	W	16- 7
Gator Bowl					
J 2	Oklahoma	N	-/-	W	36-19
263-85					

1965 (4-5-1)

S 25	Texas Christian	A	-/-	L	3- 7
O 2	Baylor	H	-/-	W	9- 7
O 9	Kentucky	A	-/-	L	24-26
O 16	Georgia	H	-/5	W	10- 3
O 23	Alabama	A	-/-	L	0-21
O 30	Virginia Tech	H	-/-	W	7- 6
N 6	Wake Forest**	H	-/-	W	35- 0
N 13	NC State	A	-/-	L	0- 3
N 20	Houston	H	-/-	T	16-16
N 27	Florida	A	-/-	L	17-30
121-119					

1966 (6-5)

S 17	Houston	H	-/-	L	13-21
S 24	Miami	A	-/-	W	23-20
O 8	Florida	H	-/10	L^	22-26
O 15	Texas Tech	A	-/-	W	42-33
O 22	Mississippi State	H	-/-	W	10- 0
O 29	Virginia Tech	A	-/-	L	21-23
N 5	South Carolina	A	-/-	W	32-10
N 12	Syracuse	A	-/-	L	21-37
N 19	Wake Forest**	H	-/-	W	28- 0
N 26	Maryland	H	-/-	W	45-21
Sun Bowl					
D 24	Wyoming	N	-/-	L	20-28
277-219					

^The disallowed catch by FSU's Lane Fenner made this an FSU "victory" in the school paper.

1967 (7-2-2)

S 15	Houston	A	-/-	L	13-33
S 23	Alabama	A	-/2	T	37-37
S 30	NC State	H	-/-	L	10-20
O 7	Texas A&M	A	-/-	W	19-18
O 14	South Carolina	H	-/-	W	17- 0
O 21	Texas Tech**	H	-/-	W	28-12
O 28	Mississippi State	H	-/-	W	24-12
N 4	Memphis State	A	-/-	W	26- 7
N 11	Virginia Tech	H	-/-	W	38-15
N 25	Florida	A	-/-	W	21-16
Gator Bowl					
D 30	Penn State	N	-/10	T	17-17
250-187					

1968 (8-3)

S 21	Maryland	A	-/-	W	24-14
S 28	Florida	H	-/5	L	3- 9
O 5	Texas A&M	H	-/17	W	20-14
O 19	Memphis State	H	19/-	W	20-10
O 26	South Carolina	A	20/-	W	35-28
N 2	Virginia Tech	H	-/-	L	22-40
N 9	Mississippi State	A	-/-	W	27-14
N 16	NC State	A	-/-	W	48- 7
N 23	Wake Forest**	H	-/-	W	42-24
N 29	Houston	N	-/18	W	40-20
Peach Bowl					
D 30	LSU	N	19/-	L	27-31
308-211					

1969 (6-3-1)

S 20	Wichita State	H	-/-	W	24- 0
S 26	Miami	A	-/-	W	16-14
O 4	Florida	A	-/12	L	6-21
O 18	Tulsa	A	-/-	W	38-20
O 25	Mississippi State	H	-/-	W	20-17
N 1	South Carolina**	H	-/-	W	34- 9
N 8	Virginia Tech	A	-/-	T	10-10
N 15	Memphis State	H	-/-	L	26-28
N 22	NC State	H	-/-	W	33-22
N 29	Houston	A	-/18	L	13-41
220-182					

1970 (7-4)

S 12	Louisville	H	-/-	W	9- 7
S 19	Georgia Tech	A	-/-	L	13-23
S 26	Wake Forest	H	-/-	W	19-14
O 10	Florida	H	-/-	L	27-38
O 17	Memphis State	A	-/-	L	12-16
O 24	South Carolina	A	-/-	W	21-13
O 30	Miami	A	-/-	W	27- 3
N 7	Clemson	H	-/-	W	38-13

N 14	Virginia Tech**	H	-/-	W	34- 8
N 21	Kansas State	H	-/-	W	33- 7
N 26	Houston	N	-/-	L	21-53
254-195					

Larry Jones

(1971-73) 15-19-0

Larry Jones compiled a 15-19 record in three years as the Seminole head coach. In his first two seasons, the popular coach led his teams to a 15-8 record; but he is probably remembered most for the 1973 campaign, when his team did not win a game.



1971 (8-4)

S 11	Southern Miss	N	-/-	W	24- 9
S 18	Miami	A	-/-	W	20-17
S 25	Kansas	H	-/-	W	30- 7
O 2	Virginia Tech	A	-/-	W	17- 3
O 9	Mississippi State**	H	-/-	W	27- 9
O 16	Florida	A	19/-	L	15-17
O 23	South Carolina	H	19/-	W	49-18
O 30	Houston	A	-/-	L	7-14
N 13	Georgia Tech	A	-/-	L	6-12
N 20	Tulsa	H	-/-	W	45-10
N 27	Pittsburgh	H	-/-	W	31-13
Fiesta Bowl					
D 27	Arizona State	A	-/8	L	38-45
309-174					

1972 (7-4)

S 9	Pittsburgh	A	19/-	W	19- 7
S 16	Miami	A	20/-	W	37-14
S 23	Virginia Tech	H	17/-	W	27-15
S 30	Kansas	A	16/-	W	44-22
O 7	Florida	H	13/-	L	13-42
O 14	Mississippi State	A	-/-	W	25-21
O 21	Colorado State**	H	-/-	W	37- 0
O 28	Auburn	A	-/12	L	14-27
N 4	Houston	H	-/-	L	27-31
N 11	Tulsa	H	-/-	W	23-21
N 18	South Carolina	A	-/-	L	21-24
287-224					

1973 (0-11)

S 15	Wake Forest	A	-/-	L	7- 9
S 22	Kansas	H	-/-	L	0-28
S 29	Miami	H	-/18	L	10-14
O 6	Baylor	A	-/-	L	14-21
O 13	Mississippi State	H	-/-	L	12-37
O 20	Memphis State**	H	-/-	L	10-13
O 27	San Diego State	A	-/-	L	17-38
N 3	Houston	A	-/18	L	3-34
N 10	Virginia Tech	A	-/-	L	13-36
N 17	South Carolina	H	-/-	L	12-52
D 1	Florida	A	-/-	L	0-49
98-331					

Darrell Mudra

(1974-75) 4-18-0

Darrell Mudra was a successful coach before arriving at Florida State, and he was successful after he left. At FSU, Mudra inherited an 0-11 team and wasn't able to bring the program back to the glory years it enjoyed under Bill Peterson. Mudra coached from the press box instead of the sidelines.



1974 (1-10)

S 14	Pittsburgh	H	-/13	L	6- 9
S 21	Colorado State	H	-/-	L	7-14
S 28	Kansas	A	-/-	L	9-40
O 5	Baylor	H	-/-	L	17-21
O 12	Alabama	A	-/3	L	7- 8
O 19	Florida	H	-/14	L	14-24

2010 SEMINOLES

O 26	Auburn	A	-/5	L	6-38
N 2	Memphis State	A	-/-	L	14-42
N 8	Miami	A	-/-	W	21-14
N 16	Virginia Tech**	H	-/-	L	21-56
N 23	Houston	H	-/15	L	8-23
130-289					

1975 (3-8)					
S 13	Texas Tech	A	-/-	L	20-31
S 20	Utah State	H	-/-	W	17- 8
S 27	Iowa State	H	-/-	L	6-10
O 4	Georgia Tech	A	-/-	L	0-30
O 11	Virginia Tech	A	-/-	L	10-13
O 18	Florida	A	-/14	L	8-34
O 25	Auburn	H	-/-	L	14-17
N 1	Clemson	A	-/-	W	43- 7
N 8	Memphis State	H	-/-	L	14-17
N 15	Miami**	H	-/-	L	22-24
N 22	Houston	A	-/-	W	33-22
187-213					

Bobby Bowden

(1976-2009) 316-97-4*

Bobby Bowden spent 34 years at the helm of the Seminole program that he resurrected beginning in 1976. By far the winningest coach in school history, Bowden accumulated more wins than the previous seven head coaches combined. He finished his career as major college football's all-time second-winningest coach.



Bowden took the Florida State program to the top of the college football world and won two national championships (1993, 1999). Bowden's Seminoles were one of the most dominant bowl teams ever posting a 22-10-1 record with NCAA records for consecutive bowl wins (10) and consecutive bowl appearances without a loss (14).

Bowden is the only coach in the history of college football to lead teams to 10 or more wins over 14 straight seasons. He is also the only coach ever to lead his team to 14 straight finishes among the Associated Press Top Five.

* Due to sanctions imposed on Florida State by the NCAA, the NCAA recognizes Bowden with 377 overall victories and 304 wins at FSU.

1976 (5-6)					
S 11	Memphis State	A	-/-	L	12-21
S 18	Miami	A	-/-	L	0-47
S 25	Oklahoma	A	-/4	L	9-24
O 2	Kansas State	H	-/-	W	20-10
O 9	Boston College	A	-/13	W	28- 9
O 16	Florida	H	-/12	L	26-33
O 23	Auburn	A	-/-	L	19-31
O 30	Clemson	H	-/-	L	12-15
N 6	Southern Miss**	H	-/-	W	30-27
N 13	N. Texas State	A	-/-	W	21-20
N 20	Virginia Tech	H	-/-	W	28-21
205-258					

1977 (10-2)					
RANKED 14th AP					
S 10	Southern Miss	A	-/-	W	35- 6
S 17	Kansas State	A	-/-	W	18-10
S 24	Miami	H	-/-	L	17-23
O 1	Oklahoma State	A	-/-	W	25-17
O 8	Cincinnati	H	-/-	W	14- 0
O 22	Auburn	H	-/-	W	24- 3
O 29	N. Texas State**	H	20/-	W	35-14
N 5	Virginia Tech	A	15/-	W	23-21
N 12	Memphis State	H	16/-	W	30- 9
N 19	San Diego State	A	13/-	L	16-41
D 3	Florida	A	19/-	W	37- 9

Tangerine Bowl					
D 23	Texas Tech	N	-/-	W	40-17
314-170					

1978 (8-3)					
S 9	Syracuse	A	17/-	W	28- 0
S 16	Oklahoma State	H	16/-	W	38-20
S 23	Miami	A	13/-	W	31-21
S 30	Houston	H	10/-	L	21-27
O 7	Cincinnati	H	18/-	W	26-21
O 14	Mississippi State	A	15/-	L	27-55
O 21	Pittsburgh	A	-/15	L	3- 7
O 28	Southern Miss	A	-/-	W	38-16
N 11	Virginia Tech	H	-/-	W	24-14
N 18	Navy**	H	-/-	W	38- 6
N 25	Florida	H	-/-	W	38-21
312-208					

1979 (11-1)					
RANKED 6th AP					
S 8	Southern Miss	H	19/-	W	17-14
S 15	Arizona State	N	18/-	W	31- 3
S 22	Miami	H	14/-	W	40-23
S 29	Virginia Tech	A	12/-	W	17-10
O 6	Louisville	A	9/-	W	27- 0
O 13	Mississippi State	H	9/-	W	17- 6
O 27	Louisiana State	A	8/-	W	24-19
N 3	Cincinnati	A	6/-	W	26-21
N 10	South Carolina**	H	7/19	W	27- 7
N 17	Memphis State	H	5/-	W	66-17
N 23	Florida	A	5/-	W	27-16
Orange Bowl					
J 1	Oklahoma	N	4/-	L	7-24
326-160					

1980 (10-2)					
RANKED 5th AP					
S 6	Louisiana State	A	13/-	W	16- 0
S 13	Louisville	H	10/-	W	52- 0
S 20	East Carolina	H	9/-	W	63- 7
S 27	Miami	A	9/-	L	9-10
O 4	Nebraska	A	16/3	W	18-14
O 11	Pittsburgh**	H	11/4	W	36-22
O 18	Boston College	H	7/-	W	41- 7
O 25	Memphis State	A	6/-	W	24- 3
N 1	Tulsa	H	5/-	W	45- 2
N 8	Virginia Tech	H	3/-	W	31- 7
D 6	Florida	H	3/19	W	17-13
Orange Bowl					
J 1	Oklahoma	N	2/4	L	17-18
369-103					

1981 (6-5)					
S 5	Louisville	H	19/-	W	17- 0
S 12	Memphis State	H	18/-	W	10- 5
S 19	Nebraska	A	19/17	L	14-34
O 3	Ohio State	A	20/7	W	36-27
O 10	Notre Dame	A	20/-	W	19-13
O 17	Pittsburgh	A	11/13	L	14-42
O 24	Louisiana State	A	20/-	W	38-14
O 31	Western Carolina**	H	17/-	W	56-31
N 7	Miami	H	14/13	L	19-27
N 14	Southern Miss	H	20/14	L	14-58
N 28	Florida	A	-/-	L	3-35
240-286					

1982 (9-3)					
RANKED 13th AP					
S 4	Cincinnati	H	-/-	W	38-31
S 18	Pittsburgh	H	-/2	L	17-37
S 25	Southern Miss	A	-/-	W	24-17
O 2	Ohio State	A	-/-	W	34-17
O 9	Southern Illinois**	H	-/-	W	59- 8
O 16	East Carolina	H	19/-	W	56-17
O 30	Miami	A	14/16	W	24- 7
N 6	South Carolina	A	12/-	W	56-26
N 13	Louisville	H	9/-	W	49-14
N 20	Louisiana State	H	7/12	L	21-55

D 4	Florida	H	15/-	L	10-13
Gator Bowl					
D 30	West Virginia	N	-/10	W	31-12
419-254					

1983 (8-4)					
S 3	East Carolina	H	7/-	W	47-46
S 10	Louisiana State	A	12/13	W	40-35
S 17	Tulane*	A	9/-	L	28-34
O 1	Auburn	A	17/10	L	24-27
O 8	Pittsburgh	A	-/-	L	16-17
O 15	Cincinnati**	H	-/-	W	43-17
O 20	Louisville	H	-/-	W	51- 7
O 29	Arizona State	A	-/-	W	29-26
N 5	South Carolina	H	-/-	W	45-30
N 12	Miami	H	-/6	L	16-17
D 3	Florida	A	-/12	L	14-53
Peach Bowl					
D 31	North Carolina	N	-/-	W	28- 3
381-312					

1984 (7-3-2)					
RANKED 17th AP					
S 1	East Carolina	H	20/-	W	48-17
S 15	Kansas	A	18/-	W	42-16
S 22	Miami	A	15/4	W	38- 3
S 29	Temple**	H	9/-	W	44-27
O 6	Memphis State	A	6/-	T	17-17
O 13	Auburn	H	9/16	L	41-42
O 20	Tulane	H	15/-	W	27- 6
N 3	Arizona State	A	15/-	W	52-44
N 10	South Carolina	A	14/5	L	26-38
N 17	Tennessee-Chatta.	H	17/-	W	37- 0
D 1	Florida	H	12/3	L	17-27
Citrus Bowl					
D 22	Georgia	N	-/-	T	17-17
406-254					

1985 (9-3)					
RANKED 15th AP					
A 31	Tulane	A	17/-	W	38-12
S 7	Nebraska	A	7/10	W	17-13
S 21	Memphis State	H	6/-	W	19-10
S 28	Kansas	H	4/-	W	24-20
O 12	Auburn	A	4/12	L	27-59
O 19	Tulsa	H	13/-	W	76-14
O 26	North Carolina	A	11/-	W	20-10
N 2	Miami	H	10/11	L	27-35
N 9	South Carolina	H	16/-	W	56-14
N 16	W. Carolina**	H	15/-	W	50-10
N 30	Florida	A	12/6	L	14-38
Gator Bowl					
D 30	Oklahoma State	N	18/19W	34-23	402-258

1986 (7-4-1)					
A 30	Toledo	H	11/-	W	24- 0
S 6	Nebraska	A	11/8	L	17-34
S 20	North Carolina	H	15/-	T	10-10
S 27	Michigan	A	20/5	L	18-20
O 11	Tulane	H	-/-	W	54-21
O 18	Wichita State	H	-/-	W	59- 3
O 25	Louisville	A	20/-	W	54-18
N 1	Miami	A	-/1	L	23-41
N 8	South Carolina	A	-/-	W	45-28
N 15	Southern Miss**	H	-/-	W	49-13
N 29	Florida	H	-/-	L	13-17
All-American Bowl					
D 31	Indiana	N	-/-	W	27-13
393-218					

1987 (11-1)					
RANKED 2ND AP					
S 5	Texas Tech	H	8/-	W	40-16
S 12	East Carolina	A	8/-	W	44- 3
S 19	Memphis State	H	7/-	W	41-24
S 26	Michigan State	A	6/-	W	31- 3
O 3	Miami	H	4/3	L	25-26
O 10	Southern Miss	A	6/-	W	61-10
O 17	Louisville	H	4/-	W	32- 9

HISTORY & RECORDS

O 31	Tulane**	H	4/-	W	73-14
N 7	Auburn	A	4/6	W	34-6
N 14	Furman	H	4/-	W	41-10
N 28	Florida	A	3/-	W	28-14
Fiesta Bowl					
J 1	Nebraska	N	3/5	W	31-28
481-163					

1988 (11-1)

RANKED 3rd AP

S 3	Miami	A	1/8	L	0-31
S 10	Southern Miss	H	10/-	W	49-13
S 17	Clemson	A	10/3	W	24-21
S 24	Michigan State	H	9/-	W	30-7
O 1	Tulane	A	6/-	W	48-28
O 8	Georgia Southern**	H	6/-	W	28-10
O 15	East Carolina	H	5/-	W	45-21
O 22	Louisiana Tech	H	7/-	W	66-3
N 5	South Carolina	A	5/15	W	59-0
N 12	Virginia Tech	H	5/-	W	41-14
N 26	Florida	H	5/-	W	52-17
Sugar Bowl					
J 2	Auburn	N	4/7	W	13-7
455-172					

1989 (10-2)

RANKED 3rd AP

S 2	Southern Miss	N	6/-	L	26-30
S 9	Clemson	H	-/10	L	23-34
S 16	Louisiana State	A	-/21	W	31-21
S 23	Tulane	H	-/7	W	59-9
O 7	Syracuse	A	25/17	W	41-10
O 14	Virginia Tech	A	19/-	W	41-7
O 21	Auburn	H	9/11	W	22-14
O 28	Miami	H	6/2	W	24-10
N 4	South Carolina**	H	5/-	W	35-10
N 18	Memphis State	H	5/-	W	57-20
D 2	Florida	A	6/-	W	24-17
Fiesta Bowl					
J 1	Nebraska	N	5/6	W	41-17
424-199					

1990 (10-2)

RANKED 4th AP

S 8	East Carolina	H	3/-	W	45-24
S 15	Georgia Southern	H	3/-	W	48-6
S 22	Tulane	A	2/-	W	31-13
S 29	Virginia Tech	H	2/-	W	39-28
O 6	Miami	A	2/9	L	22-31
O 20	Auburn	A	7/5	L	17-20
O 27	Louisiana State	H	12/-	W	42-3
N 3	South Carolina	A	12/-	W	41-10
N 10	Cincinnati**	H	9/-	W	70-21
N 17	Memphis State	N	9/-	W	35-3
D 1	Florida	H	8/6	W	45-30
Blockbuster Bowl					
D 29	Penn State	N	6/7	W	24-17
459-206					

1991 (11-2)

RANKED 4th AP

A 29	Brigham Young	N	1/19	W	44-28
S 7	Tulane	H	1/-	W	38-11
S 14	Western Michigan	H	1/-	W	58-0
S 28	Michigan	A	1/3	W	51-31
O 5	Syracuse	H	1/10	W	46-14
O 12	Virginia Tech	N	1/-	W	33-20
O 19	Mid Tenn State**	H	1/-	W	39-10
O 26	Louisiana State	A	1/-	W	27-16
N 2	Louisville	A	1/-	W	40-15
N 9	South Carolina	H	1/-	W	38-10
N 16	Miami	H	1/2	L	16-17
N 30	Florida	A	3/5	L	9-14
Cotton Bowl					
Jan1	Texas A&M	N	5/9	W	10-2
449-188					

1992 (11-1, 8-0)

RANKED 2nd AP

ACC Champions					
S 5	Duke	H	4/-	W	48-21
S 12	Clemson	A	5/15	W	24-20

S 19	NC State	A	3/16	W	34-13
S 26	Wake Forest	H	3/-	W	35-7
O 3	Miami	A	3/2	L	16-19
O 10	North Carolina	H	8/-	W	36-13
O 17	Georgia Tech	A	6/16	W	29-24
O 31	Virginia	A	6/23	W	13-3
N 7	Maryland**	H	6/-	W	69-21
N 14	Tulane	H	5/-	W	70-7
N 28	Florida	H	3/6	W	45-24
Orange Bowl					
J 1	Nebraska	N	3/11	W	27-14
446-186					

1993 (12-1, 8-0)

RANKED 1st AP

National Champions

ACC Champions

A 28	Kansas	N	1/-	W	42-0
S 4	Duke	A	1/-	W	45-7
S 11	Clemson	H	1/17	W	57-0
S 18	North Carolina	A	1/13	W	33-7
O 2	Georgia Tech	H	1/-	W	51-0
O 9	Miami	H	1/3	W	28-10
O 16	Virginia	H	1/15	W	40-14
O 30	Wake Forest**	H	1/-	W	54-0
N 6	Maryland	A	1/-	W	49-20
N 13	Notre Dame	A	1/2	L	24-31
N 20	NC State	H	2/-	W	62-3
N 27	Florida	A	1/7	W	33-21
Orange Bowl					
J 1	Nebraska	N	1/2	W	18-16
536-129					

1994 (10-1-1, 8-0)

RANKED 4th AP

ACC Champions

S 3	Virginia	H	4/-	W	41-17
S 10	Maryland	A	4/-	W	52-20
S 17	Wake Forest	A	3/-	W	56-14
S 24	North Carolina	H	3/13	W	31-18
O 8	Miami	A	3/13	L	20-34
O 22	Clemson**	H	10/-	W	17-0
O 29	Duke	H	9/13	W	59-20
N 5	Georgia Tech	A	8/-	W	41-10
N 12	Notre Dame	N	8/-	W	23-16
N 19	NC State	A	8/22	W	34-3
N 26	Florida	H	7/4	T	31-31
Sugar Bowl					
J 2	Florida	N	7/5	W	23-17
428-200					

1995 (10-2, 7-1)

RANKED 4th AP

ACC Champions

S 2	Duke	N	1/-	W	70-26
S 9	Clemson	A	1/-	W	45-26
S 16	NC State	H	1/-	W	77-17
S 23	Central Florida	H	1/-	W	46-14
O 7	Miami	H	1/-	W	41-17
O 14	Wake Forest**	H	1/-	W	72-13
O 21	Georgia Tech	H	1/-	W	42-10
N 2	Virginia	A	2/24	L	28-33
N 11	North Carolina	A	6/-	W	28-12
N 18	Maryland	H	6/-	W	59-17
N 25	Florida	A	6/3	L	24-35
Orange Bowl					
J 1	Notre Dame	N	7/6	W	31-26
563-246					

1996 (11-1, 8-0)

RANKED 3rd AP

ACC Champions

S 7	Duke	H	3/-	W	44-7
S 19	NC State	A	3/-	W	51-17
S 28	North Carolina	H	2/11	W	13-0
O 5	Clemson	H	2/-	W	34-3
O 12	Miami	A	3/6	W	34-16
O 26	Virginia**	H	3/14	W	31-24
N 2	Georgia Tech	A	3/-	W	49-3
N 9	Wake Forest	N	3/-	W	44-7
N 16	Southern Miss	H	3/25	W	54-14
N 23	Maryland	N	3/-	W	48-10

N 30	Florida	H	2/1	W	24-21
Sugar Bowl					
J 2	Florida	N	1/3	L	20-52
446-174					

1997 (11-1, 8-0)

RANKED 3rd AP

ACC Champions

S 6	Southern Cal	A	5/23	W	14-7
S 13	Maryland	H	5/-	W	50-7
S 20	Clemson	A	5/16	W	35-28
O 4	Miami	H	4/-	W	47-0
O 11	Duke	A	4/-	W	51-27
O 18	Georgia Tech	H	4/21	W	38-0
O 25	Virginia	A	3/-	W	47-21
N 1	NC State**	H	3/-	W	48-35
N 8	North Carolina	A	3/5	W	20-3
N 15	Wake Forest	H	3/-	W	58-7
N 22	Florida	A	2/10	L	29-32
Sugar Bowl					
J 1	Ohio State	N	4/9	W	31-14
468-181					

1998 (11-2, 7-1)

RANKED 3rd AP

ACC Champions

A 31	Texas A&M	N	2/15	W	23-14
S 12	NC State	A	2/-	L	7-24
S 19	Duke	H	11/-	W	62-13
S 26	Southern Cal	H	10/18	W	30-10
O 3	Maryland	A	9/-	W	24-10
O 10	Miami	A	8/-	W	26-14
O 17	Clemson**	H	6/-	W	48-0
O 24	Georgia Tech	A	6/20	W	34-7
O 31	North Carolina	H	5/-	W	39-13
N 7	Virginia	H	6/12	W	45-14
N 14	Wake Forest	A	5/-	W	24-7
N 21	Florida	H	5/4	W	23-12
Fiesta Bowl					
J 4	Tennessee	N	2/1	L	16-23
401-161					

1999 (12-0, 8-0)

RANKED 1st AP

National Champions

ACC Champions

A 28	Louisiana Tech	H	1/-	W	41-7
S 11	Georgia Tech	H	1/10	W	41-35
S 18	NC State	H	1/20	W	42-11
S 25	North Carolina	A	1/-	W	42-10
O 2	Duke	N	1/-	W	51-23
O 9	Miami	H	1/19	W	31-21
O 16	Wake Forest**	H	1/-	W	33-10
O 23	Clemson	A	1/-	W	17-14
O 30	Virginia	A	1/-	W	35-10
N 13	Maryland	H	1/-	W	49-10
N 20	Florida	A	1/3	W	30-23
Sugar Bowl					
J 4	Virginia Tech	N	1/2	W	46-29
458-203					

2000 (11-2, 8-0)

RANKED 5th AP

ACC Champions

A 26	BYU	N	2/-	W	29-3
S 9	Georgia Tech	A	2/-	W	26-21
S 16	North Carolina	H	2/-	W	63-14
S 23	Louisville	H	2/-	W	31-0
S 28	Maryland	A	2/-	W	59-7
O 7	Miami	A	1/7	L	24-27
O 14	Duke**	H	7/-	W	63-14
O 21	Virginia	H	6/-	W	37-3
O 28	NC State	A	6/21	W	58-14
N 4	Clemson	H	4/10	W	54-7
N 11	Wake Forest	A	3/-	W	35-6
N 18	Florida	H	3/4	W	30-7
Orange Bowl					
J 3	Oklahoma	N	3/1	L	2-13
514-136					

2010 SEMINOLES

2001 (8-4, 6-2)

RANKED 15th AP

S 1	Duke	A	6/-	W	55-13
S 8	UAB	H	6/-	W	29-7
S 22	North Carolina	A	6/-	L	9-41
S 29	Wake Forest	H	18/-	W	48-24
O 13	Miami	H	14/2	L	27-49
O 20	Virginia	A	21/-	W	43-7
O 27	Maryland	H	19/10	W	52-31
N 3	Clemson	A	14/-	W	41-27
N 10	NC State**	H	10/-	L	28-34
N 17	Florida	A	21/3	L	13-37
D 1	Georgia Tech	H	-/-	W	28-17
Gator Bowl					
J 1	Virginia Tech	N	24/15	W	30-17
403-304					

2002 (9-5, 7-1)

RANKED 21st AP

ACC Champions

A 24	Iowa State	N	5/-	W	38-31
A 31	Virginia	H	5/-	W	40-19
S 14	Maryland	A	5/-	W	37-10
S 21	Duke	H	5/-	W	48-17
S 26	Louisville (OT)	A	4/-	L	20-26
O 3	Clemson	H	11/-	W	48-31
O 12	Miami	A	9/1	L	27-28
O 26	Notre Dame	H	11/6	L	24-34
N 2	Wake Forest	A	18/-	W	34-21
N 9	Georgia Tech	A	17/-	W	21-13
N 16	North Carolina**	H	15/-	W	40-14
N 23	NC State	A	14/-	L	7-17
N 30	Florida	H	23/14	W	31-14
Sugar Bowl					
J 1	Georgia	N	16/4	L	13-26
428-301					

2003 (10-3, 7-1)

RANKED 11th AP

ACC Champions

A 30	North Carolina	A	13/-	W	37-0
S 6	Maryland	H	11/-	W	35-10
S 13	Georgia Tech	H	10/-	W	14-13
S 20	Colorado	H	10/-	W	47-7
S 27	Duke	A	6/-	W	56-7
O 11	Miami	H	5/2	L	14-22
O 18	Virginia	A	7/-	W	19-14
O 25	Wake Forest	H	6/-	W	48-24
N 1	Notre Dame	A	5/-	W	37-0
N 8	Clemson	A	3/-	L	10-26
N 15	NC State** (2 OT)	H	13/-	W	50-44
N 29	Florida	A	9/11	W	38-34
Orange Bowl					
J 4	Miami	N	9/10	L	14-16
419-217					

2004 (9-3, 6-2)

RANKED 15th AP

S 10	Miami (OT)	A	4/5	L	10-16
S 18	UAB	H	8/-	W	34-7
S 25	Clemson	H	8/-	W	41-22
O 2	North Carolina	H	9/-	W	38-16
O 9	Syracuse	A	8/-	W	17-13
O 16	Virginia	H	7/6	W	36-3
O 23	Wake Forest	A	5/-	W	20-17
O 30	Maryland	A	5/-	L	17-20
N 6	Duke**	H	13/-	W	29-7

N 11	NC State	A	11/-	W	17-10
N 20	Florida	H	10/-	L	13-20
Gator Bowl					
J 1	West Virginia	N	17/-	W	30-18
302-169					

2005 (8-5, 5-3)

RANKED 22nd AP

ACC Champions

S 5	Miami	H	14/9	W	10-7
S 10	The Citadel	H	11/-	W	62-10
S 17	Boston College	A	8/17	W	28-17
O 1	Syracuse	H	6/-	W	38-14
O 8	Wake Forest	H	4/-	W	41-24
O 15	Virginia	A	4/-	L	21-26
O 22	Duke	A	11/-	W	55-24
O 29	Maryland**	H	10/-	W	35-27
N 5	NC State	H	9/-	L	15-20
N 12	Clemson	A	17/-	L	14-35
N 26	Florida	A	23/19	L	7-34
ACC Championship					
D 3	Virginia Tech	N	-/5	W	27-22
Orange Bowl					
J 3	Penn State (3 OT)	N	22/3	L	23-26
376-286					

2006 (7-6, 3-5)

S 4	Miami	A	11/12	W	13-10
S 9	Troy	H	9/-	W	24-17
S 16	Clemson	H	9/-	L	20-27
S 23	Rice?	H	19/-	W	55-7
O 5	NC State	A	17/-	L	20-24
O 14	Duke?	A	-/-	W	51-24
O 21	Boston College	H	-/-	L	19-24
O 28	Maryland	A	-/-	L	24-27
N 4	Virginia?	H	-/-	W	33-0
N 11	Wake Forest	H	-/18	L	0-30
N 18	Western Michigan**?	H	-/-	W	28-20
N 25	Florida	H	-/4	L	14-21
Emerald Bowl					
D 27	UCLA?	N	-/-	W	44-27
345-258					

2007 (7-6, 4-4)

S 3	Clemson	A	21/-	L	18-24
S 8	UAB?	H	-/-	W	34-24
S 15	Colorado?	A	-/-	W	16-6
S 29	Alabama?	N	-/22	W	21-14
O 6	NC State?	H	-/-	W	27-10

O 11	Wake Forest	A	21/-	L	21-24
O 20	Miami	H	-/-	L	29-37
O 27	Duke**?	H	-/-	W	25-6
N 3	Boston College?	A	-/2	W	27-17
N 10	Virginia Tech	A	-/11	L	21-40
N 17	Maryland?	H	-/-	W	24-16
N 24	Florida	A	-/12	L	12-45
Music City Bowl					
D 31	Kentucky	N	-/-	L	28-35
303-298					

2008 (9-4, 5-3)

RANKED 21st AP

S 6	W. Carolina	H	-/-	W	69-0
S 13	Chattanooga	H	-/-	W	46-7
S 20	Wake Forest	H	24/18	L	3-12
S 27	Colorado	N	-/-	W	39-21
O 4	Miami	A	-/-	W	41-39
O 16	NC State	A	-/-	W	26-17
O 25	Virginia Tech	H	24/-	W	30-20
N 1	Georgia Tech	A	16/-	L	28-31
N 8	Clemson	H	24/-	W	41-27
N 15	Boston College**	H	20/-	L	17-27
N 22	Maryland	A	-/22	W	37-3
N 29	Florida	H	23/2	L	15-45
Champs Sports Bowl					
D 27	Wisconsin	N	-/-	W	42-13
434-262					

2009 (7-6, 4-4)

S 7	Miami	H	18/-	L	34-38
S 12	Jacksonville St.	H	-/-	W	19-9
S 19	Brigham Young	A	-/7	W	54-28
S 26	South Florida	H	18/-	L	7-17
O 3	Boston College	A	-/-	L	21-28
O 10	Georgia Tech	H	-/22	L	44-49
O 22	North Carolina	A	-/-	W	30-27
O 31	NC State**	H	-/-	W	45-42
N 7	Clemson	A	-/-	L	24-40
N 14	Wake Forest	A	-/-	W	41-28
N 21	Maryland	H	-/-	W	29-26
N 28	Florida	A	-/1	L	10-37
Gator Bowl					
J 1	West Virginia	N	-/18	W	33-21
390-391					

*Won by forfeit

**Homecoming

? Vacated victory due to sanctions imposed by NCAA

COACHES' CUMULATIVE RECORDS

Name	Tenure	Years	W - L - T	Pct	FSU Pts	OPP Pts
Ed Williamson	1947	1	0 - 5 - 0	.000	18	90
Don Veller	1948-52	5	31 - 12 - 1	.716	957	510
Tom Nugent	1953-58	6	34 - 28 - 1	.548	1,139	927
Perry Moss	1959	1	4 - 6 - 0	.400	149	132
Bill Peterson	1960-70	11	62 - 42 - 11	.587	2,231	1,620
Larry Jones	1971-73	3	15 - 19 - 0	.441	694	729
Darrell Mudra	1974-75	2	4 - 18 - 0	.182	317	502
Bobby Bowden*	1976-2009	34	316 - 97 - 4	.762	13,627	7,515
8 COACHES	1947-Present	63	466 - 227 - 17	.670	19,132	12,025

*Due to sanctions imposed on Florida State by the NCAA, the NCAA recognizes Coach Bowden with 377 overall victories and 304 wins at FSU.

BOWL GAMES IN REVIEW



1950

Cigar Bowl

Jan. 2, 1950 | Tampa, FL

Florida State	19
Wofford	6

SCORE BY QUARTERS

	1	2	3	4	F
FSU	0	13	0	7	19
WOF	0	0	0	0	6

SCORING SUMMARY

WOF - Quick recovered fumble for 1 yd. score (Barbere's kick failed)
 FSU - Parrish 4 yd. run (Morrical's kick failed)
 FSU - Strauss 3 yd. run (Morrical kick)
 FSU - Parrish 3 yd. run (Morrical's kick failed)

TEAM STATISTICS

	FSU	WOF
First Downs	22	6
Yards Gained Rushing	287	106
Forwards Attempted	11	7
Forwards Completed	8	3
Yards Forward Passing	92	33
Interceptions-Yards	1-55	1-14
Punting Average	28	40
Total Yds. all Kicks Ret.	59	57
Yards Lost Penalties	45	30
Opp. Fumbles Recovered	2	0



1955

Sun Bowl

Jan. 1, 1955 | El Paso, TX

Texas Western	47
Florida State	20

SCORE BY QUARTERS

	1	2	3	4	F
FSU	7	0	6	7	20
TEP	7	27	13	0	47

SCORING SUMMARY

FSU - Massey 1-yard run (Graham kick)
 TEP - Rutledge 56-yard pass from Whittenton (Whittenton kick)
 TEP - Whittenton 7-yard run (kick failed)
 TEP - Bob Forrest 45-yard run (Whittenton kick)
 TEP - Dick Forrest 19-yard pass from Whittenton (Whittenton kick)
 TEP - Rutledge 16-yard pass from Whittenton (Whittenton kick)
 TEP - Bob Forrest 11-yard run (Whittenton kick)
 FSU - Feamster 57-yard pass from Swantic (kick blocked)
 TEP - Whittenton 2-yard run (kick failed)
 FSU - Odom 16-yard pass from Feamster (Graham kick)
 FSU - Parrish 4 yd. run (Morrical's kick failed)
 FSU - Strauss 3 yd. run (Morrical kick)
 FSU - Parrish 3 yd. run (Morrical's kick failed)



1958

Bluegrass Bowl

Dec. 13, 1958 | Louisville, KY

Oklahoma State	15
Florida State	6

SCORE BY QUARTERS

	1	2	3	4	F
FSU	0	0	0	6	6
OSU	0	7	8	0	15

SCORING SUMMARY

OSU - D. Wood 17 yd. run (J. Wood kick), 14:31
 OSU - D. Wood 1 yd. run (D. Wood pass from Soergel), :07
 FSU - Meyer 39 yd. pass from Majors (Prinzi run failed), 13:52

TEAM STATISTICS

	FSU	OSU
First Downs	12	23
Rushes - Yards	28-100	76-298
Passing Yards	185	77
Comp.-Att.-Int.	9-22-4	6-12-1
Plays-Total Offense	58-285	97-375
Punt Return Yards	2	0
Punts - Average	2-30	5-30
Fumbles - Lost	2-2	1-1
Interceptions - Yards	1-4	4-38
Penalties - Yards	3-25	6-65
Third Down Conv.	10-15	11-20

INDIVIDUAL STATISTICS

RUSHING: FSU - Pickard 14-44, Prinzi 7-30, Renn 2-13, Majors 3-12, Whitehead 1-1, McCormack 1-0;
 OSU - Campbell 26-130, D. Wood 17-81, Wiggins 12-59,
 Banfield 7-34, Rundele 3-7, Sewell 4-3, Wagner 1-1, Cross 1-(-5), Soergel 1-(-12).
 PASSING: FSU - Majors 5-9-1-116, Prinzi 3-8-3-44, McCormack 1-4-0-25, Renn 0-1-0-0; OSU - Soergel 6-12-1-77.
 RECEIVING: FSU - Romeo 3-62, Espenship 2-22, Renn 2-48, Meyer 1-39, Pasqual 1-14; OSU - Wiggins 2-38, D. Wood 2-23, Harkey 1-7, J. Wood 1-9.



1965

Gator Bowl

Jan. 2, 1965 | Jacksonville, FL

Florida State	36
Oklahoma	19

SCORE BY QUARTERS

	1	2	3	4	F
FSU	6	18	6	6	36
OK	7	0	6	6	19

SCORING SUMMARY

FSU - Ehler 69 yd. int. return (Spooner kick failed), 11:40
 OK - Kennedy one yd. run (Metcalfe kick), 1:53
 FSU - Biletnikoff 15 yd. pass from Tensi (Tensi pass intercepted), 12:16
 FSU - Biletnikoff 14 yd. pass from Tensi (Tensi pass failed), 6:23
 FSU - Biletnikoff 9 yd. pass from Tensi (Tensi pass failed), :37
 OK - Pannell one yd. run (Brown pass failed), 4:26
 FSU - Floyd 15 yd. pass from Tensi (Tensi pass failed), :00
 OK - Hart 95 yd. pass from Fletcher (Pannell pass failed), 11:22
 FSU - Biletnikoff 6yd. pass from Tensi (Spooner kick), 4:40

TEAM STATISTICS

	FSU	OK
First Downs	29	13
Rushes - Yards	39-217	27-209
Passing Yards	303	209
Comp.-Att.-Int.	23-36-4	10-22-1
Plays-Total Offense	73-520	70-280
Punt Return Yards	4	1
Punts - Average	1-26	6-38
Fumbles - Lost	2-2	2-1
Interceptions - Yards	4-35	1-69
Penalties - Yards	7-52	3-35
Third Down Conv.	9-13	9-17

INDIVIDUAL STATISTICS

RUSHING: FSU - Green 2-10, Giardino 7-82, Spooner 27-125; OK - Kennedy 13-32, Ringer 7-41, Page 10-(-22), L. Brown 7-17, Pannell 3-2, Mayhue 1-3, Fletcher 1-1.
 PASSING: FSU - Tensi 23-36-303-4; OK - Page 7-15-92-1, Fletcher 3-7-117-0.
 RECEIVING: FSU - Biletnikoff 13-192, Floyd 5-52, Giardino 2-14, Blankenship 1-12, Spooner 1-17, Dawson 1-16; OK - Hart 6-165, Ringer 1-17, Brown 2-15, Pannell 1-12.

FSU's Bowl Record

Bowl	W	L	T
All-American	1	0	0
Blockbuster	1	0	0
Bluegrass	0	1	0
Cigar	1	0	0
Citrus*	1	0	1
Champs Sports*	1	0	0
Cotton	1	0	0
Emerald?	1	0	0
Fiesta	2	2	0
Gator	6	0	1
Music City	0	1	0
Orange	3	5	0
Peach	1	1	0
Sugar	4	2	0
Sun	0	2	0

TOTAL 23 14 2

*Formerly the Tangerine Bowl

?Vacated victory due to sanctions

imposed by NCAA.



1966

Sun Bowl

Dec. 24, 1966 | El Paso, TX

Wyoming	28
Florida State	20

SCORE BY QUARTERS

	1	2	3	4	F
FSU	0	14	0	6	20
WYO	7	0	14	7	28

SCORING SUMMARY

WYO - Kiick one yd. run (DePoyster kick), 4:43
 FSU - Sellers 49 yd. pass from Pajcic (Loner kick), 1:39
 WYO - Marion 39 yd. pass from Eglhoff (DePoyster kick), 12:48
 WYO - Kiick 43 yd. run (DePoyster kick), 10:46
 WYO - Eglhoff one yd. run (DePoyster kick), 2:42
 FSU - Sellers 23 yd. pass from Hammond (Hammond pass failed), 1:09

TEAM STATISTICS

	FSU	WYO
First Downs	13	14
Rushes - Yards	31-21	42-229
Passing Yards	293	135
Comp.-Att.-Int.	17-35-2	9-27-0
Plays-Total Offense	67-272	69-364
Punt Return Yards	23	42
Punts - Average	9-40	8-37.3
Fumbles - Lost	4-2	3-2
Interceptions - Yards	2-28	0-0
Penalties - Yards	10-102	4-50
Third Down Conv.	3-16	4-16

INDIVIDUAL STATISTICS

RUSHING: FSU - Pajcic 4-23, Moreman 13-11, Mankins 6-10, Green 4-4, Wetherell 1-19, Hammond 3-4; WYO - Eglhoff 5-42, Kiick 25-135, Grant 1-4, Klacking 5-32, Hamton 6-16.
 PASSING: FSU - Pajcic 8-19-78-1, Hammond 9-15-205-1, Moreman 1-0-0-0; WYO - Eglhoff 9-26-135-0, Tosacano 0-1-0-0.
 RECEIVING: FSU - Sellers 6-160, Fenner 1-11, Wetherell 2-66, Glass 1-7, Cox 2-6, Fenwick 1-9, Taylor 2-33, Moreman 1-1, Mankins 1-3; WYO - Kiick 4-42, Washington 1-21, Davenport 1-9, Marion 3-63.



1967

Gator Bowl

Dec. 30, 1967 | Jacksonville, FL
Florida State17
Penn State17

SCORE BY QUARTERS

	1	2	3	4	F
FSU	0	0	14	3	17
PSU	3	14	0	0	17

SCORING SUMMARY

PSU - Sherman 27 yd. field goal, 2:32
 PSU - Curry 9 yd. pass from Sherman (Sherman kick), 4:42
 PSU - Kwalick 12 yd. pass from Sherman (Sherman kick), :50
 FSU - Sellers 20 yd. pass from Hammond (Guthrie kick), 3:50
 FSU - Hammond one yd. run (Guthrie kick), 2:49
 FSU - Guthrie 26 yd. field goal, :15

TEAM STATISTICS

	FSU	PSU
First Downs	12	23
Rushes - Yards	26-55	36-175
Passing Yards	363	69
Comp.-Att.-Int.	38-55-4	6-19-3
Plays-Total Offense	81-418	55-244
Punt Return Yards	35	4
Punts - Average	4-30	7-40
Fumbles - Lost	1-0	3-2
Interceptions - Yards	3-23	4-55
Penalties - Yards	4-40	1-5
Third Down Conv.	8-18	3-14

INDIVIDUAL STATISTICS

RUSHING: FSU - Hammond 9(-9), Green 12-27, Gunter 2-15, Moreman 3-22; PSU - Sherman 6-24, Pittman 19-124, Lucyk 7-12, Kwalick 1-7, Grimes 3-8.
PASSING: FSU - Hammond 37-53-362-4, Cheshire 1-1-1-0, Moreman 0-1-0-0; PSU - Sherman 6-19-69-3.
RECEIVING: FSU - Sellers 14-145, Fenner 8-87, Moreman 12-106, Taylor 1-11, Glass 1-11, Green 2-3; PSU - Kwalick 2-25, Curry 2-22, Lucyk 2-22.



1968

Peach Bowl

Dec. 30, 1968 | Atlanta, GA
Louisiana State31
Florida State27

SCORE BY QUARTERS

	1	2	3	4	F
FSU	7	6	0	14	27
LSU	0	10	14	7	31

SCORING SUMMARY

FSU - Bailey 36 yd. run (Guthrie kick)
 FSU - Gunter 75 yd. pass from Cappelman (Guthrie kick failed)
 LSU - Burns 39 yd. punt return (Lumpkin kick)
 LSU - Lumpkin 32 yd. field goal
 LSU - Hamlett 11 yd. pass from Hillman (Lumpkin kick)
 LSU - Stobler 11 yd. pass from Hillman (Lumpkin kick)
 FSU - Sellers 7 yd. pass from Cappelman (Cappelman pass failed)
 FSU - Sellers 4 yd. pass from Cappelman (Glass pass from Cappelman)
 LSU - LeBlanc 3 yd. run (Lumpkin kick)

TEAM STATISTICS

	FSU	LSU
First Downs	19	22
Rushes - Yards	34-92	43-151
Passing Yards	221	233
Comp.-Att.-Int.	21-41-1	17-30-1
Plays-Total Offense	75-313	73-384
Punt Return Yards	2-8	6-37
Punts - Average	9-34.5	4-41.5
Fumbles - Lost	1-0	5-4
Interceptions - Yards	1-0	1-0
Penalties - Yards	8-90	7-70

INDIVIDUAL STATISTICS

RUSHING: FSU - Bailey 11-75, Gunter 8-30, Gilman 5-9, Pederson 1-3, Cappelman 9(-17); LSU - LeBlanc 14-97, Matte 5-20, Allen 7-17, Nenfield 5-14, Hillman 3-12, Haynes 7(-4), West 1(-5), Smith 1-0.
PASSING: FSU - Cappelman 21-41-221-1; LSU - Hillman 16-29-

229-1, Haynes 1-1-4-0.
RECEIVING: FSU - Bailey 4-16, Gunter 1-21, Gilman 2-17, Pederson 2-25, Sellers 8-75, Abraira 2-25, Tyson 1-31, Glass 1-12; LSU - Matte 1-4, Nenfield 2-26, West 2-144, Morel 6-103, Stober 4-62, Hamlett 2-24.



1971

Fiesta Bowl

Dec. 27, 1971 | Tempe, AZ
Arizona State45
Florida State38

SCORE BY QUARTERS

	1	2	3	4	F
FSU	10	18	0	10	38
ASU	7	14	10	14	45

SCORING SUMMARY

ASU - Demery 21 yd. pass from White (Ekstrand kick), 9:47
 FSU - Magalski one yd. run (Fontes kick), 8:13
 FSU - Fontes 30 yd. field goal, 3:23
 ASU - Green one yd. run (Elstrand kick), 13:34
 FSU - Fontes 25 yd. field goal, 7:35
 FSU - Dawson 14 yd. pass from Gaydos through Huff (Dawson pass from Huff), 5:07
 ASU - Holden 54 yd. pass from White (Ekstrand kick), :49
 FSU - Dawson 10 yd. pass from Huff (Fontes kick), :11
 ASU - Ekstrand 34 yd. field goal, 8:25
 ASU - Green two yd. run (Ekstrand kick), 1:32
 FSU - Fontes 42 yd. field goal, 13:16
 ASU - Holden returns Carrell's kick (Ekstrand kick), 6:07
 FSU - Dawson 25 yd. pass from Huff (Fontes kick), 4:44
 ASU - Green two yd. run (Ekstrand kick), :34

TEAM STATISTICS

	FSU	ASU
First Downs	20	22
Rushes - Yards	34-72	56-200
Passing Yards	361	250
Comp.-Att.-Int.	26-47-2	15-30-0
Plays-Total Offense	81-433	86-450
Punt Return Yards	16	107
Punts - Average	7-42	6-37

Fumbles - Lost.....2-0.....5-2
 Interceptions - Yards.....0-0.....2-0
 Penalties - Yards.....8-91.....4-37
 Time of Possession.....27:38.....32:22
 Third Down Conv.....6-17.....11-19

INDIVIDUAL STATISTICS

RUSHING: FSU - Jarrett 8-48, Magalski 17-42, Munroe 5-8, Smith 1-13, Huff 3-39; ASU - Green 24-101, White 11-18, Malone 17-60, Holden 3-21.
PASSING: FSU - Huff 25-46-347-2, Gaydos 1-1-14-0; ASU - White 15-30-250-0.
RECEIVING: FSU - Jarrett 2-6, Dawson 8-108, Smith 8-143, Gaydos 5-101, Munroe 1-13, Magalski 1-9, Parris 1-7; ASU - Demery 4-55, Holden 2-66, Beverly 3-33, Petty 4-50, Green 2-46.



1977

Tangerine Bowl

Dec. 23, 1977 | Orlando, FL
Florida State40
Texas Tech17

SCORE BY QUARTERS

	1	2	3	4	F
FSU	3	13	11	13	40
TT	0	3	6	8	17

SCORING SUMMARY

FSU - Cappelen 23 yd. field goal, 5:50
 TT - Mock 24 yd. field goal, 10:24
 FSU - Key 93 yd. kickoff return (Cappelen kick), 9:37
 FSU - Overby 37 yd. pass from Jordan (Cappelen kick failed), 3:55
 FSU - Shumann 40 yd. pass from Jordan (King pass from Jordan), 12:30
 FSU - Cappelen 22 yd. field goal, 9:13
 TT - Nelson 44 yd. pass from Allison (Allison pass failed), 7:46
 FSU - Overby 15 yd. pass from Jordan (Cappelen kick), 3:39
 TT - Taylor 21 yd. run (Taylor pass from Allison), 2:01
 FSU - Sanders 44 yd. pass from Woodham (Cappelen kick), :48

TEAM STATISTICS

	FSU	TT
First Downs	22	21
Rushes - Yards	37-85	44-99

FSU in Bowl Games Year-by-Year

Season	Bowl	Opponent	Score	Season	Bowl	Opponent	Score
1949	Cigar	Wofford	19- 6	1991*	Cotton	Texas A&M	10- 2
1954	Sun	Texas Western	20-47	1992*	Orange	Nebraska	27-14
1958	Bluegrass	Oklahoma State	6-15	1993*	Orange	Nebraska	18-16
1964	Gator	Oklahoma	36-19	1994*	Sugar	Florida	23-17
1966	Sun	Wyoming	20-28	1995*	Orange	Notre Dame	31-26
1967	Gator	Penn State	17-17	1996*	Sugar	Florida	20-52
1968	Peach	Louisiana State	27-31	1997*	Sugar	Ohio State	31-14
1971	Fiesta	Arizona State	38-45	1998*	Fiesta	Tennessee	16-23
1977*	Tangerine	Texas Tech	40-17	1999*	Sugar	Virginia Tech	46-29
1979*	Orange	Oklahoma	7-24	2000*	Orange	Oklahoma	2-13
1980*	Orange	Oklahoma	17-18	2001*	Gator	Virginia Tech	30-17
1982*	Gator	West Virginia	31-12	2002*	Sugar	Georgia	13-26
1983*	Peach	North Carolina	28- 3	2003*	Orange	Miami	14-16
1984*	Citrus	Georgia	17-17	2004*	Gator	West Virginia	30-18
1985*	Gator	Oklahoma State	34-23	2005*	Orange	Penn State (3 ot)	23-26
1986*	All-American	Indiana	27-13	2006*	Emerald	UCLA	44-27
1987*	Fiesta	Nebraska	31-28	2007*	Music City	Kentucky	28-35
1988*	Sugar	Auburn	13- 7	2008*	Champs	Wisconsin	42-13
1989*	Fiesta	Nebraska	41-17	2009*	Gator Bowl	West Virginia	33-21
1990*	Blockbuster	Penn State	24-17				

*Under Bobby Bowden

Passing Yards.....	455	279
Comp.-Att.-Int.....	25-35-0	18-28-2
Plays-Total Offense.....	72-540	72-378
Punt Return Yards.....	5	11
Punts - Average.....	3-35.6	7-29.6
Fumbles - Lost.....	2-2	3-2
Interceptions - Yards.....	2-4	0-0
Penalties - Yards.....	10-130	3-50
Third Down Cov.....	4-8	5-18

INDIVIDUAL STATISTICS

RUSHING: FSU - Key 21-83, Lyles 10-36, Stockstill 1-5, Jordan 3(-19), Shumann 1(-14), Kennedy 1(-6); TT - Taylor 19-60, Allison 13-1, Julian 4-8, Adkins 2-7, Hadnot 3-15, Nelson 1-8, Orr 1-6, Bailey 1(-6).
 PASSING: FSU - Jordan 18-25-311-0, Woodham 7-10-144-0, Stockstill 0-0-0-0; TT - Allison 17-27-243-2, Taylor 1-1-36-0.
 RECEIVING: FSU - Key 6-100, King 6-85, Overby 4-64, Shumann 4-99, Unglaub 2-39, Lyles 2-24, Sanders 1-44; TT - Taylor 5-34, Nelson 4-99, Hadnot 4-62, Williams 3-57, Adkins 1-20, Julian 1-13.



1980 Orange Bowl

Jan. 1, 1980 | Miami, FL

Oklahoma	24
Florida State	7

SCORE BY QUARTERS

	1	2	3	4	F
FSU	7	0	0	0	7
Oklahoma	0	17	0	7	24

SCORING SUMMARY


FSU - Whiting one yd. run (Cappellan kick), 3:24
 OK - Watts 61 yd. run (Keeling kick), 11:35
 OK - Wilson 5 yd. run (Keeling kick), 10:59
 OK - Keeling 24 yd. field goal, 3:08
 OK - Sims 22 yd. run on a lateral from Watts (Keeling kick), 1:58

TEAM STATISTICS

	FSU	OK
First Downs.....	12	23
Rushes - Yards.....	35-82	59-411
Passing Yards.....	100	36
Comp.-Att.-Int.....	8-27-3	2-4-0
Plays-Total Offense.....	62-182	63-447
Punt Return Yards.....	19	75
Punts - Average.....	9-42.2	4-25
Fumbles - Lost.....	1-0	5-4
Interceptions - Yards.....	0-0	3-25
Penalties - Yards.....	4-20	3-27.5
Time of Possession.....	27:22	32:38
Third Down Cov.....	6-17	9-14

INDIVIDUAL STATISTICS

RUSHING: FSU - Woodham 2-7, Jordan 3(-6), Platt 3-8, Lyles 13-40, Whiting 13-40, Stockstill 1(-7); OK - Watts 15-127, Phelps 2-3, Sims 24-164, Winters 1-25, Overstreet 9-29, Wilson 9-48, Ledbetter 1-10, McKim 1-5.
 PASSING: FSU - Jordan 6-16-76-1, Woodham 2-11-24-2; OK - Watts 2-4-36-0.
 RECEIVING: FSU - Platt 1-22, Lyles 1-9, Whiting 1-4, Johnson 1-17, King 2-24, Childers 2-24; OK - Nixon 2-36.



1981 Orange Bowl

Jan. 1, 1981 | Miami, FL

Oklahoma	18
Florida State	17

SCORE BY QUARTERS

	1	2	3	4	F
FSU	0	7	3	7	17
OK	0	3	7	8	18

SCORING SUMMARY

FSU - R. Williams 10 yd. run (Capece kick), :49
 OK - Keeling 53 yd. field goal, :00
 OK - Overstreet 4 yd. run (Keeling kick), 8:59
 FSU - Capece 19 yd. field goal, :13
 FSU - Butler recovers fumble in endzone (Capece kick), 11:07
 OK - Rhodes 11 yd. pass from Watts (Valora pass from Watts), 1:27

TEAM STATISTICS

	FSU	OK
First Downs.....	23	18
Rushes - Yards.....	60-212	55-156

Passing Yards.....	51	128
Comp.-Att.-Int.....	11-15-0	7-12-0
Plays-Total Offense.....	75-263	67-284
Punt Return Yards.....	34	84
Punts - Average.....	4-42.5	2-37
Fumbles - Lost.....	1-0	7-5
Interceptions - Yards.....	0-0	0-0
Penalties - Yards.....	5-58	4-32
Time of Possession.....	33:28	26:32
Third Down Cov.....	8-17	8-16

INDIVIDUAL STATISTICS

RUSHING: FSU - Stockstill 14-9, Whiting 9-55, Platt 17-45, Unglaub 1-4, R. Williams 19-99; OK - Watts 25-48, Winters 1-4, Rhymes 12-29, W. Ledbetter 3-9, Overstreet 4-42, J. Ledbetter 3-31, Wilson 5-25, Shepard 1-1.
 PASSING: FSU - Stockstill 11-51-51-0; OK - Watts 7-12-128-0.
 RECEIVING: FSU - Childers 2-12, H. Johnson 2-1, Whiting 3-6, McKinnon 1-8, Platt 1-3, R. Williams 2-27; OK - Valora 2-47, Rockford 1-11, Overstreet 1-7, Rhodes 2-53, Winters 1-14.



1982 Gator Bowl

Dec. 30, 1982 | Jacksonville, FL

Florida State	31
West Virginia	12

SCORE BY QUARTERS

	1	2	3	4	F
FSU	3	14	14	0	31
WVU	0	6	0	6	12

SCORING SUMMARY

FSU - Hall 20 yd. field goal, 3:30
 WVU - Woodside 48 yd. field goal, 14:14
 FSU - B. Allen 95 yd. kick off return, :20
 WVU - Woodside 34 yd. field goal, 1:13
 FSU - McKinnon 27 yd. pass from Williams (Hall kick), :15
 FSU - G. Allen 29 yd. run (Hall kick), :15
 FSU - G. Allen 1 yd. run (Hall kick), 3:36
 WVU - Miller 26 yd. pass from White (White pass failed), :51

TEAM STATISTICS

	FSU	WVU
First Downs.....	23	22
Rushes - Yards.....	34-259	41-155
Passing Yards.....	202	208
Comp.-Att.-Int.....	16-32-1	14-34-2
Plays-Total Offense.....	68-461	75-363
Punt Return Yards.....	9	82
Punts - Average.....	4-36.8	4-30.5
Fumbles - Lost.....	1-0	2-0
Interceptions - Yards.....	2-23	1-0
Penalties - Yards.....	11-100	5-57
Time of Possession.....	27:10	32:50
Third Down Cov.....	3-12	7-17

INDIVIDUAL STATISTICS

RUSHING: FSU - Lowery 1(-9), B. Williams 2-7, G. Allen 15-138, R. Williams 10-35, C. Jones 1-1, Burnett 1-1, McKinnon 1-65, B. Allen 3-21; WVU - Hostetter 9-24, 2(-17), Gray 10-27, Wolfley 7-32, Walczak 7-30, Beck 4-7, Mullen 2-42.
 PASSING: FSU - Lowery 0-1-0-0, B. Williams 16-30-202-1, H. Jones 0-1-0-0; WVU - Hostetter 10-28-118-2, White 4-6-90-0.
 RECEIVING: FSU - G. Allen 1-15, Burnett 1-13, Bowden 1-8, McKinnon 2-36, Mobley 4-34, H. Jones 3-29, R. Williams 2-26, Thompson 2-41; WVU - Gray 2-12, Miller 5-100, Mullen 1-5, Rough 4-60, Brown 1-18, Hollins 1-13.



1983 Peach Bowl

Dec. 28, 1983 | Atlanta, GA

Florida State	28
North Carolina	3

SCORE BY QUARTERS

	1	2	3	4	F
FSU	14	7	0	7	28
UNC	0	0	0	3	3

SCORING SUMMARY

FSU - Thompson 15 yd. pass from Thomas (Hall kick), 11:01
 FSU - Thompson 18 yd. pass from Thomas (Hall kick), 7:06
 FSU - Snipes 1 yd. run (Hall kick), 6:25
 UNC - Barwick 36 yd. field goal, 10:22
 FSU - Thomas 1 yd. run (Hall kick), :31

TEAM STATISTICS

	FSU	UNC
First Downs.....	23	16
Rushes - Yards.....	59-265	26-32
Passing Yards.....	99	166
Comp.-Att.-Int.....	7-13-1	18-40-0
Plays-Total Offense.....	72-364	66-198
Punt Return Yards.....	9	0
Punts - Average.....	6-38.8	6-45.2
Fumbles - Lost.....	3-0	4-1
Interceptions - Yards.....	0-0	1-0
Penalties - Yards.....	6-34	7-60
Time of Possession.....	33:48	26:12
Third Down Cov.....	7-13	2-14

INDIVIDUAL STATISTICS

RUSHING: FSU - Allen 17-97, Jones 20-79, Thomas 13-41, Snipes 8-37, Hester 1-11; UNC - Horton 9-30, Anthony 9-27, Littlejohn 2-5, Jones 1(-2), Griffin 1(-9), Stankavage 4(-19).
 PASSING: FSU - Thomas 7-13-99-1; UNC - Stankavage 7-13-150-0, Anthony 1-1-0-0.
 RECEIVING: FSU - Panton 3-48, Thompson 2-33, Allen 2-18; UNC - Winfield 4-55, Franklin 3-34, Anthony 3-17, Horton 3-11, Smith 2-21, Stankavage 1-16, Griffin 1-11, Littlejohn 1-1.



1984 Citrus Bowl

Dec. 21, 1984 | Orlando, FL

Florida State	17
Georgia	17

SCORE BY QUARTERS

	1	2	3	4	F
FSU	0	0	3	14	17
Georgia	0	14	0	3	17

SCORING SUMMARY

UGA - Tate 4 yd. run (Butler kick), 5:26
 UGA - Tate 2 yd. run (Butler kick), 1:08
 FSU - Schmidt 32 yd. field goal, 10:26
 FSU - Smith 1 yd. run (Thomas run failed), 14:21
 UGA - Butler 36 yd. field goal, 12:10
 FSU - Wessel 14 yd. punt return (Holloman run), 3:58

TEAM STATISTICS

	FSU	UGA
First Downs.....	18	15
Rushes - Yards.....	42-161	49-189
Passing Yards.....	85	178
Comp.-Att.-Int.....	10-27-2	9-18-1
Plays-Total Offense.....	69-246	67-367
Punt Return Yards.....	62	4
Punts - Average.....	8-38.6	8-37.1
Fumbles - Lost.....	3-1	5-1
Interceptions - Yards.....	1-0	2-18
Penalties - Yards.....	8-65	6-42
Time of Possession.....	30:51	29:09
Third Down Cov.....	2-12	2-14

INDIVIDUAL STATISTICS

RUSHING: FSU - Thomas 11(-21), Snipes 8-60, Cl. Jones 10-40, Smith 10-65, Ce. Jones 1-5, Hester 2-12; UGA - T. Williams 3(-14), J. Jackson 7-36, Gary 6-19, Tate 11-75, Smith 8-22, T. Jackson 12-46, S. Williams 2-5.
 PASSING: FSU - Thomas 10-26-85-2, H. Jones 1-0-0-0; UGA - T. Williams 2-2-19-0, J. Jackson 7-16-159-1.
 RECEIVING: FSU - Hester 3-26, Carter 2-15, Smith 1-10, Ce. Jones 1-10, H. Jones 2-11, Panton 1-13; UGA - Archie 2-41, Hockaday 1-8, Lane 2-64, S. Williams 2-45, Clincy 1-19, T. Jackson 1-1.



1985 Gator Bowl

Dec. 30, 1985 | Jacksonville, FL

Florida State	34
Oklahoma State	23

SCORE BY QUARTERS

	1	2	3	4	F
FSU	3	10	14	7	34
OSU	0	0	17	6	23

SCORING SUMMARY

FSU - Schmidt 23 yd. field goal, 2:28
 FSU - Gainer 39 yd. pass from Ferguson (Schmidt kick), 2:31
 FSU - Schmidt 39 yd. field goal, :02
 OSU - Dennis 33 field goal, 9:46
 FSU - C. Jones 3 yd. run (Schmidt kick), 6:02

2010 SEMINOLES

FSU - Gainer 19 yd. pass from Ferguson (Schmidt kick), 4:57
 OSU - Thomas 29 yd. pass from Williams (Dennis kick), 2:52
 OSU - Williams 12 yd. pass from Thomas (Dennis kick), 1:19
 FSU - Ferguson 1 yd. run (Schmidt kick), 10:43
 OSU - Dykes 31 yd. pass from Williams (Williams pass failed), :10

TEAM STATISTICS

	FSU	OSU
First Downs	31	23
Rushes - Yards	41-231	35-106
Passing Yards	338	263
Comp.-Att.-Int.	20-43-2	22-44-2
Plays-Total Offense	84-569	79-369
Punt Return Yards	25	20
Punts - Average	4-47.5	7-35.9
Fumbles - Lost	3-2	1-0
Interceptions - Yards	2-45	1-0
Penalties - Yards	9-110	3-27
Time of Possession	28:11	31:49
Third Down Conv.	6-16	6-18

INDIVIDUAL STATISTICS

RUSHING: FSU - Ferguson 6-(-4), T. Smith 24-201, Floyd 2-8, Ross 2-7, C. Jones 6-18, R. White 1-1; OSU - Williams 6-(-3), Thomas 26-97, Timmons 2-11, Dykes 1-1.
PASSING: FSU - Ferguson 20-43-338-1; OSU - Williams 21-43-251-2, Thomas 1-1-12-0.
RECEIVING: FSU - R. White 4-87, Gainer 7-148, T. Smith 2-8, P. Carter 5-81, Pantan 1-10, Brown 1-4; OSU - Riley 3-49, Wemer 4-30, Dillard 2-13, Luper 1-11, Thomas 3-44, Williams 1-12, Dykes 8-104.



1986 All-American Bowl

Dec. 31, 1986 | Birmingham, AL
Florida State 27
Indiana 13

SCORE BY QUARTERS

	1	2	3	4	F
FSU	6	7	7	7	27
Indiana	3	0	7	3	13

SCORING SUMMARY

IND - Stoyanovich 35 yd. field goal, 7:38
 FSU - Smith 4 yd. rush (Schmidt kick failed), 4:12
 FSU - Smith 9 yd. rush (Schmidt kick), 11:57
 FSU - Holloman 8 yd. run (Schmidt kick), 12:04
 IND - Powell 2 yd. rush (Stoyanovich kick), 1:27
 IND - Stoyanovich 30 yd. field goal, 7:09
 FSU - Holloman 10 yd. run (Schmidt kick), 2:56

TEAM STATISTICS

	FSU	IND
First Downs	20	23
Rushes - Yards	39-286	53-215
Passing Yards	54	168
Comp.-Att.-Int.	6-14-1	11-25-1
Plays-Total Offense	53-342	78-383
Punt Return Yards	12	7
Punts - Average	2-35	2-35
Fumbles - Lost	2-1	1-0
Interceptions - Yards	1-6	1-0
Penalties - Yards	6-50	10-88
Time of Possession	22:41	37:19
Third Down Conv.	1-3	6-14

INDIVIDUAL STATISTICS

RUSHING: FSU - Smith 25-205, Williams 3-6, Fells 2-0, Floyd 1-7, D. Holloman 2-34, T. Holloman 6-36; IND - Thompson 28-127, Powell 6-38, Kramme 13-21, Sweazy 1-3, Polce 5-26.
PASSING: FSU - McManus 6-14-54-1; IND - Kramme 11-25-168-1.
RECEIVING: FSU - Smith 1-6, Gainer 1-19, O'Malley 2-20, P. Carter 2-9; IND - Jones 1-11, Lijja 2-44, Jordan 1-7, Dawsey 5-74, Buford 2-32.



1988 Fiesta Bowl

Jan. 1, 1988 | Tempe, AZ
Florida State 31
Nebraska 28

SCORE BY QUARTERS

	1	2	3	4	F
FSU	0	21	3	7	31
Nebraska	14	0	14	0	28

SCORING SUMMARY

NEB - Jones 3 yd. run (Brennan kick), :19
 NEB - Brinson 52 yd. punt return (Brennan kick), :00
 FSU - Gainer 10 yd. pass from McManus (Schmidt kick), 1:45
 FSU - D. Williams 4 yd. run (Schmidt kick), 2:38
 FSU - Gainer 25 yd. pass from McManus (Schmidt kick), 1:58
 NEB - Taylor 2 yd. run (Brennan kick), 3:19
 FSU - Schmidt 32 yd. field goal, 3:52
 NEB - Knox 4 yd. run (Brennan kick), 3:42
 FSU - Lewis 15 yd. pass from McManus (Schmidt kick), 3:51

TEAM STATISTICS

	FSU	NEB
First Downs	26	20
Rushes - Yards	29-82	54-242
Passing Yards	375	142
Comp.-Att.-Int.	28-51-1	7-14-1
Plays-Total Offense	80-457	68-384
Punt Return Yards	12	89
Punts - Average	4-29.5	4-35.5
Fumbles - Lost	2-1	4-2
Interceptions - Yards	1-3	1-35
Penalties - Yards	2-20	9-78
Time of Possession	31:07	28:53
Third Down Conv.	9-17	4-11

INDIVIDUAL STATISTICS

RUSHING: FSU - S. Smith 9-28, McManus 5-26, D. Williams 3-5, D. Carter 4-4, Bennett 7-16, Butts 1-3; NEB - Jones 15-80, Heibel 3-7, Taylor 20-75, Carpenter 1-2, Brinson 2-16, Knox 13-62.
PASSING: FSU - McManus 28-51-375-1; NEB - Taylor 7-14-142-1.
RECEIVING: FSU - D. Williams 1-7, P. Carter 5-54, Bennett 4-47, Butts 1-7, Gainer 5-89, R. Lewis 4-59, D. Carter 4-89, S. Smith 1-5, Dawsey 1-17, Anthony 2-29; NEB - Banderas 1-48, Gregory 3-49, Millikan 2-32, Heibel 1-13.



1989 Sugar Bowl

Jan. 2, 1989 | New Orleans, LA
Florida State 13
Auburn 7

SCORE BY QUARTERS

	1	2	3	4	F
FSU	10	3	0	0	13
Auburn	0	7	0	0	7

SCORING SUMMARY


FSU - D. Williams 2 yd. run (Andrews kick), 9:48
 FSU - Mason 35 yd. field goal, 5:57
 FSU - Mason 31 yd. field goal, 11:00
 AUB - Reeves 20 yd. pass from Slack (Lyle kick), 4:09

TEAM STATISTICS

	FSU	AUB
First Downs	21	18
Rushes - Yards	47-148	36-108
Passing Yards	157	162
Comp.-Att.-Int.	14-27-1	19-33-3
Plays-Total Offense	74-305	69-270
Punt Return Yards	0	25
Punts - Average	4-35	4-35.8
Fumbles - Lost	2-1	3-2
Interceptions - Yards	3-11	1-13
Penalties - Yards	6-45	5-65
Time of Possession	33:35	26:25
Third Down Conv.	6-16	1-12

INDIVIDUAL STATISTICS

RUSHING: FSU - S. Smith 24-115, Ferguson 6-(-19), D. Williams 7-16, Carter 7-25, Floyd 1-5, Dawsey 1-0, Butts 1-6; AUB - Danley 19-68, Harris 4-6, Joseph 8-47, Slack 4-(-9), Weygand 1-(-4).
PASSING: FSU - Ferguson 14-26-157-1, Johnson 0-1-0-0; AUB - Slack 19-33-162-3.
RECEIVING: FSU - Anthony 3-47, O'Malley 2-31, Dawsey 2-10, D. Carter 3-25, D. Williams 2-20, Johnson 1-16, Butts 1-8; AUB - Taylor 5-35, Reeves 2-37, Weygand 3-40, Danley 5-2, Tillman 4-48.



1990 Fiesta Bowl

Jan. 1, 1990 | Tempe, AZ
Florida State 41
Nebraska 17

SCORE BY QUARTERS

	1	2	3	4	F
FSU	0	21	20	0	41
NEB	7	3	0	7	17

SCORING SUMMARY

NEB - Gregory 9 yd. pass from Gdowski (Barrios kick), 11:19
 FSU - Anthony 14 yd. pass from Willis (Andrews kick), 13:42
 NEB - Drennan 39 yd. field goal, 12:15
 FSU - R. Johnson 5 yd. pass from Willis (Andrews kick), :57
 FSU - Carter 10 yd. pass from Willis (Andrews kick), :24
 FSU - Moore 1 yd. run (Andrews kick), 5:59
 FSU - R. Johnson 8 yd. pass from Willis (Andrews kick), 3:37
 FSU - Anthony 24 yd. pass from Willis (Andrews kick), :02
 NEB - Joseph 2 yd. run (Drennan kick), 1:16

TEAM STATISTICS

	FSU	NEB
First Downs	18	18
Rushes - Yards	24-72	46-115
Passing Yards	422	207
Comp.-Att.-Int.	25-41-0	15-26-2
Plays-Total Offense	65-494	72-322
Punt Return Yards	0	5
Punts - Average	3-35.7	3-34.3
Fumbles - Lost	0-0	5-3
Interceptions - Yards	2-42	0-0
Penalties - Yards	13-135	6-48
Time of Possession	27:30	32:30
Third Down Conv.	7-16	7-18

INDIVIDUAL STATISTICS

RUSHING: FSU - D. Carter 13-72, Bennett 3-3, Moore 4-3, Willis 1-(-8), Dawsey 1-(-4), Lee 2-6; NEB - Clark 16-86, Gdowski 12-1, Bell 1-2, Carpenter 3-6, Flowers 4-25, Washington 1-(-4), Hughes 1-(-2), Joseph 4-(-2), Rogers 4-3.
PASSING: FSU - Willis 25-40-422-0, Weldon 0-1-0-0; NEB - Joseph 1-2-12-0, Gdowski 13-23-154-2, Stigge 1-1-41-0.
RECEIVING: FSU - Lewis 5-106, R. Johnson 3-27, Dawsey 4-66, Anthony 6-88, D. Carter 3-47, Baker 2-49, Bennett 1-30, Lee 1-9; NEB - Dowse 1-41, Gregory 4-67, Bell 3-46, Carpenter 2-6, Bostick 3-27, Garrett 1-15, Hughes 1-5.



1990 Blockbuster Bowl

Dec. 28, 1990 | Miami, FL
Florida State 24
Penn State 17

SCORE BY QUARTERS

	1	2	3	4	F
FSU	10	7	7	0	24
PSU	7	0	3	7	17

SCORING SUMMARY

FSU - Andrews 41 yd. field goal, 10:47
 FSU - Lee 1 yd. run (Andrews kick), 8:20
 FSU - Lee 7 yd. run (Andrews kick), 13:36
 PSU - Daniels 56 yd. pass from Sacca (Fayak kick), 1:13
 PSU - Fayak 32 yd. field goal, 7:32
 FSU - Weldon 5 yd. run (Andrews kick), 3:51
 PSU - T. Smith 37 yd. pass from Bill (Fayak kick), 6:27

TEAM STATISTICS

	FSU	PSU
First Downs	19	17
Rushes - Yards	39-152	31-122
Passing Yards	248	278
Comp.-Att.-Int.	22-36-2	15-32-3
Plays-Total Offense	75-400	62-403
Punt Return Yards	43	72
Punts - Average	7-37.6	6-36.3
Fumbles - Lost	0-0	2-0
Interceptions - Yards	3-2	2-19
Penalties - Yards	4-35	6-46
Time of Possession	33:47	26:13

Third Down Conv. 6-16 2-11

INDIVIDUAL STATISTICS

RUSHING: FSU - Lee 21-86, Weldon 6-22, Dawsey 1-0, Bennett 7-30, Moore 1-12, Jackson 1-2; PSU - Brown 14-46, Thompson 8-33, Smith 1-13, Sacca 6-28, Fayak 1-0, Bill 1-2.
PASSING: FSU - Weldon 22-36-248-2; PSU - Sacca 12-25-194-2, Bill 3-7-84-1.
RECEIVING: FSU - R. Johnson 2-34, Lee 5-32, Dawsey 8-107, Bennett 4-49, Moore 1-3, Roberts 1-6, Baker 1-17; PSU - Daniels 7-154, Smith 5-100, Thompson 2-10, T. Thomas 1-14.



1992 Cotton Bowl

Jan. 1, 1992 | Dallas, TX
Florida State 10
Texas A&M 2

SCORE BY QUARTERS

	1	2	3	4	F
FSU	7	0	0	3	10
TAM	2	0	0	0	2

SCORING SUMMARY

TAM - Weldon tackled in endzone for Safety, 10:09
 FSU - Weldon 4 yd. run (Thomas kick), 2:08
 FSU - Thomas 27 yd. field goal, 2:40

TEAM STATISTICS

	FSU	TAM
First Downs	17	12
Rushes - Yards	48-188	42-123
Passing Yards	92	57
Comp.-Att.-Int.	14-32-4	6-24-2
Plays-Total Offense	80-280	66-180
Punt Return Yards	16	8
Punts - Average	8-43.3	9-39.7
Fumbles - Lost	3-1	7-6
Interceptions - Yards	2-0	4-47
Penalties - Yards	11-77	6-50
Time of Possession	33:59	26:01
Third Down Conv.	3-17	0-12

INDIVIDUAL STATISTICS

RUSHING: FSU - Jackson 27-119, Bennett 11-47, McMillan 2-16, Baker 1-14, Weldon 7-8; TAM - Hill 14-71, Richardson 9-5, Carter 7-22, McAfee 5-19, Simmons 4-19, Thomas 2-4, Biggins 1-9.
PASSING: FSU - Weldon 14-32-92-4; TAM - Richardson 6-24-57-2.
RECEIVING: FSU - Baker 4-44, Jackson 3-20, McCorvey 2-20, Johnson 2-19, Frier 1-5, Bennett 2-16; TAM - Hill 2-17, Harrison 2-27, Mathews 1-10, Mitchell 1-3.



1993 Orange Bowl

Jan. 1, 1993 | Miami, FL
Florida State 27
Nebraska 14

SCORE BY QUARTERS

	1	2	3	4	F
FSU	7	13	7	0	27
Nebraska	0	7	0	7	14

SCORING SUMMARY

FSU - Vanover 25 yd. pass from Ward (Mowrey kick), 7:41
 FSU - Mowrey 40 yd. field goal, 10:54
 FSU - McCorvey 4 yd. pass from Ward (Mowrey kick), 9:22
 FSU - Mowrey 24 yd. field goal, 2:34
 NEB - Dixon 41 yd. pass from Frazier (Bennett kick), 1:03
 FSU - S. Jackson 11 yd. run (Mowrey kick), 4:52
 NEB - Armstrong 1 yd. pass from Frazier (Bennett kick), 10:24

TEAM STATISTICS

	FSU	NEB
First Downs	23	13
Rushes - Yards	48-221	34-144
Passing Yards	215	146
Comp.-Att.-Int.	16-31-1	10-22-2
Plays-Total Offense	79-436	56-290
Punt Return Yards	10	18
Punts - Average	6-35.8	4-44.8
Fumbles - Lost	3-0	5-1
Interceptions - Yards	2-0	1-12
Penalties - Yards	6-71	6-50
Time of Possession	36:53	23:07
Third Down Conv.	8-16	3-12

INDIVIDUAL STATISTICS

RUSHING: FSU - Jackson 17-101, McMillan 9-23, Floyd 4-5, Ward 14-23, Wimberly 1-19, Vanover 3-50; NEB - Jones 19-76, Lewis 3-19, Brown 4-13, Frazier 7-1, Dixon 1-35.
PASSING: FSU - Ward 15-30-187-1, Jackson 1-1-28-0; NEB - Frazier 10-21-146-2, Bell 0-1-0-0.
RECEIVING: FSU - Jackson 4-61, Baker 3-32, Vanover 3-40, McMillan 1-7, McCorvey 3-23, Ward 1-28, Ellison 1-24; NEB - Dixon 5-123, Hawkins 2-18, Jones 1-0, Armstrong 1-1, Muhammad 1-4.



1994 Orange Bowl

Jan. 1, 1994 | Miami, FL
Florida State 18
Nebraska 16

SCORE BY QUARTERS

	1	2	3	4	F
FSU	0	6	9	3	18
Nebraska	0	7	0	9	16

SCORING SUMMARY


FSU - Bentley 34 yd. field goal, 7:54
 NEB - Baul 34 yd. pass from Frazier (Bennett kick), 5:59
 FSU - Bentley 25 yd. field goal, :29
 FSU - Floyd 1 yd. run (Ward pass incomplete), 12:50
 FSU - Bentley 39 yd. field goal, 3:06
 NEB - Phillips 12 yd. run (Frazier run failed), 14:55
 NEB - Bennett 27 yd. field goal, 1:16
 FSU - Bentley 22 yd. field goal, :21

TEAM STATISTICS

	FSU	NEB
First Downs	22	20
Rushes - Yards	24-47	44-183
Passing Yards	286	206
Comp.-Att.-Int.	24-43-0	13-25-2
Plays-Total Offense	67-333	69-389
Punt Return Yards	0	18
Punts - Average	6-45.2	7-38.4
Fumbles - Lost	0-0	2-0
Interceptions - Yards	2-21	0-0
Penalties - Yards	10-69	11-115
Time of Possession	27:03	32:57
Third Down Conv.	1-12	7-16

INDIVIDUAL STATISTICS

RUSHING: FSU - Jackson 8(-6), Floyd 7-53, Dunn 1-3, Ward 8(-3); NEB - Jones 9-28, Makovicka 2-7, Benning 5-5, Phillips 13-64, Frazier 14-77, Dixon 1-2.
PASSING: FSU - Ward 24-43-286-0; NEB - Frazier 13-24-206-2, Jones 0-1-0-0.
RECEIVING: FSU - Frier 5-46, McCorvey 5-70, Floyd 1(-7), Knox 5-99, Vanover 6-48, Dunn 2-30; NEB - Jones 1(-7), Muhammad 1-14, Johnson 3-40, Baul 1-34, Bell 4-75, Dixon 3-50.



1995 Sugar Bowl

Jan. 2, 1995 | New Orleans, LA
Florida State 23
Florida 17

SCORE BY QUARTERS

	1	2	3	4	F
FSU	3	17	3	0	23
Florida	3	7	0	7	17

SCORING SUMMARY

FSU - Mowrey 21 yd. field goal, 7:20
 UF - Davis 22 yd. field goal, 3:57
 FSU - Ellison 73 yd. pass from Dunn (Mowrey kick), 14:25
 FSU - McCorvey 16 yd. pass from Kanell (Mowrey kick), 7:47
 UF - Hilliard 82 yd. pass from Wuerffel (Davis kick), 6:07
 FSU - Mowrey 24 yd. field goal, :36
 FSU - Mowrey 45 yd. field goal, 13:57
 UF - Wuerffel 1 yd. run (Davis kick), 3:47

TEAM STATISTICS

	FSU	UF
First Downs	21	23
Rushes - Yards	30-76	29-5
Passing Yards	325	449
Comp.-Att.-Int.	24-41-0	30-43-1
Plays-Total Offense	71-401	72-454
Punt Return Yards	10	9
Punts - Average	4-39	3-45.7

Fumbles - Lost 0-0 2-2
 Interceptions - Yards 1-5 0-0
 Penalties - Yards 7-62 8-57
 Time of Possession 27:56 32:04
 Third Down Conv. 4-16 11-17

INDIVIDUAL STATISTICS

RUSHING: FSU - Dunn 14-58, Crockett 5-19, Preston 4-4, McMillan 1-1, Kanell 6(-6); UF - Williams 10-27, Taylor 8-18, Kresser 1(-7), Anthony 1(-10), Wuerffel 9(-23).
PASSING: FSU - Kanell 23-40-252-0, Dunn 1-1-73-0; UF - Wuerffel 28-39-394-1, Kresser 1-2-3-0, Williams 0-1-0-0, Anthony 1-1-52-0.
RECEIVING: FSU - Dunn 9-51, McCorvey 4-84, Ellison 4-102, E. Green 4-74, Crockett 1(-2), Messam 1-12, Preston 1-4; UF - Anthony 8-57, J. Jackson 6-128, Taylor 3-33, Williams 3-14, Doering 3-47, Hill 3-34, Hilliard 3-119, Bilkie 1-17.



1996 Orange Bowl

Jan. 1, 1996 | Miami, FL
Florida State 31
Notre Dame 26

SCORE BY QUARTERS

	1	2	3	4	F
FSU	7	7	0	17	31
ND	10	0	7	9	26

SCORING SUMMARY

ND - Mayes 39 yd. pass from Krug (Cengia kick), 8:27
 FSU - Cooper 15 yd. pass from Kanell (Bentley kick), 6:08
 ND - Cengia 20 yd. field goal, :02
 FSU - Cooper 10 yd. pass from Kanell (Bentley kick), 2:30
 ND - Mayes 33 yd. pass from Krug (Cengia kick), 8:04
 ND - Kanell steps out of bounds in endzone for safety, 13:44
 ND - Chryplewicz 5 yd. pass from Krug (Cengia kick), 11:43
 FSU - E. Green 11 yd. pass from Kanell (Bentley kick), 9:47
 FSU - Cooper 3 yd. pass from Kanell (Cooper pass from Kanell), 6:09
 FSU - Krug intentionally grounds in endzone for safety, 2:02

TEAM STATISTICS

	FSU	ND
First Downs	26	17
Rushes - Yards	37-188	45-256
Passing Yards	290	169
Comp.-Att.-Int.	20-33-2	15-26-1
Plays-Total Offense	70-478	71-425
Punt Return Yards	52	21
Punts - Average	3-44	5-42.4
Fumbles - Lost	1-0	2-1
Interceptions - Yards	1-8	2-14
Penalties - Yards	7-59	7-55
Time of Possession	28:13	31:47
Third Down Conv.	6-13	7-16

INDIVIDUAL STATISTICS

RUSHING: FSU - Dunn 22-151, Williams 2-7, Preston 6-55, Abdullah 2-2, Kanell 5(-27); ND - Denson 11-67, Edwards 14-55, Thorne 1-4, Farmer 7-93, Krug 11-45, Soliman 1(-8).
PASSING: FSU - Kanell 20-32-2, Dunn 0-1-0; ND - Krug 14-24-1, Smith 1-1-0, Edwards 0-1-0.
RECEIVING: FSU - Messam 6-103, Williams 2-17, E. Green 5-99, Cooper 4-38, Abdullah 1-14, Dunn 2-19; ND - Mayes 6-96, Stafford 2-14, Mosley 1-13, Chryplewicz 3-18, Farmer 1-3, Edwards 2-25.



1997 Sugar Bowl

Jan. 2, 1997 | New Orleans, LA
Florida State 20
Florida 52

SCORE BY QUARTERS

	1	2	3	4	F
FSU	3	14	3	0	20
Florida	10	14	14	14	52

SCORING SUMMARY

UF - Hilliard 9 yd pass from Wuerffel (Edmiston kick), 6:43
 FSU - Bentley 43-yd field goal, 7:49
 UF - Edmiston 32-yd field goal, 2:44
 UF - Taylor 2 yd run (Edmiston kick), 11:28
 FSU - Green 29 yd pass from Busby (Bentley kick), 7:28
 UF - Hilliard 31 yd pass from Wuerffel (Edmiston kick), 5:18
 FSU - Dunn 12 yd run (Bentley kick), 0:40


FSU - Bentley 45-yd field goal, 10:24
 UF - Hilliard 8 yd pass from Wuerffel (Edmiston kick), 5:43
 UF - Wuerffel 16 yd run (Edmiston kick), 0:13
 UF - Jackson 42 yd run (Edmiston kick), 8:52
 UF - Jackson 1 yd run (Edmiston kick), 2:12

TEAM STATISTICS

	FSU	UF
First Downs	13	26
Rushes-Yards	21-70	43-203
Passing Yards	271	306
Comp.-Att.-Int.	17-42-2	18-34-1
Plays-Total Offense	63-313	77-474
Punt Ret. Yards	74	69
Punts-Average	8-46.4	7-48.1
Fumbles-Lost	0-0	1-0
Interceptions-Yards	1-24	2-7
Penalties-Yards	14-115	15-102
Time of Possession	23:33	36:27
Third Down Conv.	5-18	5-16

INDIVIDUAL STATISTICS

Rushing: FSU - Dunn 9-28, Warrick 1-12, Williams 2-7, Feaster 2-1, Busby 7 - (-6); UF - Jackson 12-118, Taylor 18-60, Williams 4-2, Schottenheimer 1-0, McCaslin 2-(-2), Wuerffel 6-(-10).
 Passing: FSU - Busby 41-17-1-271-1, Kendra 1-0-1-0-0; UF - Wuerffel 34-18-1-306-3.
 Receiving: FSU - Messam 5-48, Cooper 4-82, Green 3-86, Pearsall 1-25, Dunn 1-12, Abdullah 1-10, Warrick 1-7, Williams 1-1; UF - Hilliard 7-150, Green 5-79, Anthony 4-50, Mobley 1-16, Taylor 1-12.



1998

Sugar Bowl

Jan. 1, 1998 | New Orleans, LA
 Florida State 31
 Ohio State 14

SCORE BY QUARTERS

	1	2	3	4	F
FSU	7	14	0	10	31
OSU	3	0	5	6	14

SCORING SUMMARY

OSU - Dan Stultz 40 yd field goal, 1:56
 FSU - E.G. Green 27 yd pass from Busby (Janikowski kick), 0:00
 FSU - Thad Busby 9 yd run (Janikowski kick), 3:25
 FSU - William McCray 1 yd run (Janikowski kick), :10
 OSU - Dan Stultz 34 yd field goal, 7:29
 OSU - Team Safety, 1:13
 FSU - Janikowski 35 yd field goal, 14:56
 OSU - John Lumpkin 50 yd pass from Joe Germaine, 8:57
 FSU - William McCray 1 yd run (Janikowski kick), :47

TEAM STATISTICS

	OSU	FSU
First Downs	21	18
Rushes-Yards	44-118	27-60
Passing Yards	207	334
Comp.-Att.-Int.	16-36-3	22-32-2
Total Yards	325	394
Punts-Avg.	7-45.4	6-42.7
Punt Returns	3-25	5-44
KO Returns	2-29	3-77
Int Returns	2-24	3-55
Penalties-Yards	10-70	9-74
Fumbles-Lost	1-0	0-0
Sacks	4-26	6-40
Third Down Conversions	4-18	3-13
Time of Possession	35:04	24:56

INDIVIDUAL STATISTICS

RUSHING: FSU - Minor 12-53, Feaster 2-10, Glenn 2-5, McCray 2-2, Coles 2-1, Busby 7-(-11); OSU - Pearson 22-60, Rudzinski 1-24, Jackson 9-19, Keller 6-20, Wylie 3-9, Germaine 3-(-14).
 PASSING: FSU - Busby 33-22-2-334-1; OSU - Germaine 26-10-2-173-1, Jackson 10-6-1-34-0.
 RECEIVING: FSU - Minor 9-55, Green 7-176, Warrick 3-82, Coles 3-21; OSU - Miller 6-79, Boston 3-40, Lumpkin 2-61, Pearson 2-27, Keller 2 - (-3), Rambo 1-3.



1999

Fiesta Bowl

Jan. 4, 1999 | Tempe, AZ
 Florida State 16
 Tennessee 23

SCORE BY QUARTERS

	1	2	3	4	F
Florida State	0	9	0	7	16
Tennessee	0	14	0	9	23

SCORING SUMMARY

UT - Bryson 4 pass from T. Martin (J. Hall kick), Time Left: 14:05.
 Drive: 6 plays, 88 yards.
 UT - Goodrich 54 interception return (J. Hall kick), Time Left: 13:40.
 FSU - McCray 1 run, Time Left: 8:59. Drive: 3 plays, 3 yards.
 FSU - Janikowski 34 FG, Time Left: 1:17. Drive: 10 plays, 10 yards.
 UT - Price 79 pass from T. Martin, Time Left: 9:17. Drive: 3 plays, 80 yards.
 UT - Hall 23 FG, Time Left: 6:01. Drive: 6 plays, 22 yards.
 FSU - Outzen 7 run (Janikowski kick), Time Left: 3:42. Drive: 5 plays, 49 yards.

TEAM STATISTICS

	FSU	UT
First Downs	13	16
Rushes-Yards	41-108	54-114
Passing Yards	145	278
Comp.-Att.-Int.	9-22-2	11-19-2
Total Yards	253	392
Punts-Avg.	9-39.8	5-38
Punt Returns	2-51	4-34
Kickoff Returns	4-52	3-43
Interception Returns	2-69	2-74
Penalties-Yards	12-110	9-55
Fumbles-Lost	4-1	3-2
Sacks By	1	4
Third Down Conversions	4-15	1-12
Time of Possession	28:50	31:10
Attendance		80,470

INDIVIDUAL STATISTICS

RUSHING: FSU - Minor 15-83, Warrick 1-11, McCray 4-9, Coles 2-4, Glenn 1-2, Outzen 18-(-1); UT - Stephens 13-60, Henry 19-28, Martin 10-19, Bryson 3-7.
 PASSING: FSU - Outzen 22-9-0-145-2; UT - Martin 18-11-2-278-2; Henry 1-0-0-0-0.
 RECEIVING: FSU - Dugans 6-135, McCray 1-11, Warrick 1-7, Minor 1-(-8); UT - Price 4-199, Bryson 3-34, Copeland 1-15, Finlayson 1-14, Henry 1-9, Wilson 1-7.



2000

Sugar Bowl

Jan. 1, 2000 | New Orleans, LA
 Florida State 46
 Virginia Tech 29

SCORE BY QUARTERS

	1	2	3	4	F
Virginia Tech	7	7	15	0	29
Florida State	14	14	0	18	46

SCORING SUMMARY

FSU - Warrick 64 pass from Weinke (Janikowski kick), 3:22.
 FSU - Chaney 6 blocked punt return (Janikowski kick), 2:14.
 VT - Davis 49 pass from Vick (Graham kick), :30.
 FSU - Dugans 63 pass from Weinke (Janikowski kick), 13:45.
 FSU - Warrick 59 punt return (Janikowski kick), 11:40.
 VT - Vick 3 run (Graham kick), :37.
 VT - FG Graham 23, 7:54.
 VT - Kendrick 29 run (pass failed), 5:57.
 VT - Kendrick 6 run (pass failed), 2:13.
 FSU - Dugans 14 pass from Weinke (Warrick pass from Weinke), 12:59.
 FSU - FG Janikowski 32, 10:26.
 FSU - Warrick 43 pass from Weinke (Janikowski kick), 7:42.

TEAM STATISTICS

	VAT	FSU
First Downs	24	15
Rushing	11	4
Passing	10	10
Return Yards	222	155
Comp-Att-Int	15-29-0	20-34-1

Punts	4-88	4-80
Fumbles-Lost	3-3	2-0
Penalties-Yards	6-65	7-59
Time of Possession	36:25	23:35
Attendance		79,280

INDIVIDUAL STATISTICS

RUSHING-VaT: Vick 23-97, Kendrick 12-69, Stith 11-68, Davis 1-16, E. Johnson 1-12, Sorensen 1-7, Ferguson 1-5, Hawkins 1-4, Graham 1-0. FSU: Chaney 4-43, Minor 9-35, team 3-(minus 7), Weinke 7-(minus 41).
 PASSING-VaT: Vick 15-29-0-225. FSU: Weinke 20-34-1-329.
 RECEIVING-VaT: Davis 7-108, Hawkins 2-49, Kendrick 2-27, E. Johnson 1-23, Wynn 1-7, Ferguson 1-6, Carter 1-5. FSU: Warrick 6-163, Dugans 5-99, Minnis 2-25, Minor 2-23, Morgan 2-10, Chaney 2-5, Boldin 1-4.



2001

Orange Bowl

Jan. 3, 2001 | Miami, FL
 Florida State 2
 Oklahoma 13

SCORE BY QUARTERS

	1	2	3	4	F
Florida State	0	0	0	2	2
Oklahoma	3	0	3	7	13

SCORING SUMMARY

OU-FG Duncan 27, 7:16.
 OU-FG Duncan 42, 4:24.
 OU-Griffin 10 run (Duncan kick), 7:46.
 FSU-Safety, Ferguson tackled in end zone, :55

TEAM STATISTICS

	FSU	OU
First downs	14	12
Rushes-yards	17-27	36-56
Passing	274	214
Comp-Att-Int	25-52-2	25-39-1
Return Yards	21	48
Punts-Avg.	10-45	8-41
Fumbles-Lost	3-1	2-1
Penalties-Yards	6-38	7-45
Time of Possession	23:27	36:33
Attendance		76,835

INDIVIDUAL STATISTICS

RUSHING-FSU: Minor 13-20, Weinke 4-7. OU: Griffin 11-40, Heupel 13-23, Works 6-16, Littrel 2-8, Mackey 2-5, team 2-(minus 36).
 PASSING-FSU: Weinke 25-52-2-274. OU: Heupel 25-39-1-214.
 RECEIVING-FSU: Bell 7-137, Minor 5-9, Boldin 3-31, Morgan 3-21, Golightly 3-15, Walker 1-25, Gardner 1-16, Sprague 1-14, Franklin 1-6. OU: Griffin 6-23, Mackey 4-23, Works 4-3, Norman 3-49, Woolfolk 3-41, Savage 2-23, T.Smith 2-13, Fagan 1-39.



2002

Gator Bowl

Jan. 1, 2002 | Jacksonville, FL
 Florida State 30
 Virginia Tech 17

SCORE BY QUARTERS

	1	2	3	4	F
Virginia Tech	3	0	14	0	17
Florida State	0	10	3	17	30

SCORING SUMMARY

VaT-FG Warley 36, 10:56.
 FSU-Rix 1 run (Beitia kick), 6:32.
 FSU-FG Beitia 50, 1:26.
 VaT-Jones 5 run (Warley kick), 10:02.
 FSU-FG Beitia 47, 1:42.
 VaT-A.Davis 55 pass from Noel (Warley kick), :40.
 FSU-Walker 77 pass from Rix (Beitia kick), 14:48.
 FSU-FG Beitia 35, 10:13.
 FSU-Walker 23 pass from Rix (Beitia kick), 2:14.

TEAM STATISTICS

	VAT	FSU
First downs	16	19
Rushes-yards	40-43	39-104

Passing.....	269	326
Comp-Att-Int.....	15-29-1	12-25-1
Return Yards.....	23	19
Punts-Avg.....	7-30	4-40
Fumbles-Lost.....	2-1	1-1
Penalties-Yards.....	4-32	4-25
Time of Possession.....	31:09	28:51
Attendance.....	72,202	

INDIVIDUAL STATISTICS

RUSHING-VaT: K.Jones 23-55, Ferguson 3-13, Burnell 2-1, Noel 12-(minus 26). FSU: G.Jones 23-120, Maddox 3-6, Gardner 1-(minus 3), Rix 12-(minus 19).
 PASSING-VaT: Noel 15-27-0-269, R.Johnson 0-1-0-0, Randall 0-1-1-0. FSU: Rix 12-25-1-326.
 RECEIVING-VaT: A.Davis 5-158, Ferguson 5-32, Slowikowski 2-36, E. Johnson 2-21, Parham 1-22. FSU: Walker 4-195, Bell 3-43, Thorpe 2-48, Gardner 2-21, Maddox 1-19.



**2003
Sugar Bowl**

Jan. 1, 2003 | New Orleans, LA
 Florida State 13
 Georgia 26

SCORE BY QUARTERS

	1	2	3	4	F
Georgia	3	14	6	3	26
Florida State	0	7	6	0	13

SCORING SUMMARY

Ga-FG Bennett 23, 4:19
 FSU-Boldin 5 pass from Walker (Beitia kick), 13:41
 Ga-Thornton 71 interception return (Bennett kick), 6:24
 Ga-Edwards 37 pass from Shockley (Bennett kick), 3:43
 Ga-FG Bennett 42, 11:06
 Ga-FG Bennett 25, 8:49
 FSU-Thorpe 40 pass from Boldin (run failed), 0:00
 Ga-FG Bennett 35, 10:17

TEAM STATISTICS

	GA	FSU
First Downs.....	11	18
Rushes-yards.....	36-151	41-115
Passing.....	125	147
Comp-Att-Int.....	10-15-0	13-26-2
Return Yards.....	113	125
Punts-Avg.....	4-48.2	5-40.4
Fumbles-Lost.....	1-1	2-1
Penalties-Yds.....	6-59	5-37
Time of Possession.....	26:09	33:51
Attendance.....	74,269	

INDIVIDUAL STATISTICS

RUSHING-GA: Smith 23-145, Milton 5-13, Shockley 3-2, Wall 1-0, team 2-(minus 2), Greene 2-(minus 7). FSU: Washington 10-48, Boldin 13-34, Maddox 9-32, Dean 1-5, Reid 1-2, Walker 7-(minus 6).
 PASSING-GA: Greene 9-14-0-88, Shockley 1-1-0-37. FSU: Boldin 6-14-0-78, Walker 7-12-2-69.
 RECEIVING-GA: Edwards 3-60, Gibson 2-12, Johnson 1-34, Brown 1-11, Watson 1-5, Wall 1-3, Smith 1-0. FSU: Maddox 4-24, Boldin 3-34, Sam 2-11, Thorpe 1-40, Morgan 1-18, Hughes 1-14, Gardner 1-6.



**2004
Orange Bowl**

Jan. 4, 2004 | Miami, FL
 Florida State 14
 Miami 16

SCORE BY QUARTERS

	1	2	3	4	F
Miami	3	10	3	0	16
Florida State	0	14	0	0	14

SCORING SUMMARY

UM - FG Peattie 32, 11:32
 FSU - Booker 9 run (Beitia kick), 14:54.
 FSU - Henshaw 7 pass from Rix (Beitia kick), 8:41.
 UM - Moss 3 run (Peattie kick), 5:34.
 UM - FG Peattie 44, 0:00.
 UM - FG Peattie 51, 10:19.

TEAM STATISTICS

	UM	FSU
First downs.....	16	10
Total Net Yards.....	375	206

Rushes-yards.....	48-218	32-110
Passing.....	157	96
Punt Returns.....	3-23	1-6
Kickoff Returns.....	3-63	4-66
Interceptions Ret.....	1(-3)	2-31
Comp-Att-Int.....	14-29-2	6-19-1
Sacked-Yards Lost.....	2-13	1-7
Punts.....	5-25.2	7-43.6
Fumbles-Lost.....	2-1	2-1
Penalties-Yards.....	5-40	10-85
Time of Possession.....	36:08	23:52
Attendance.....	76,739	

INDIVIDUAL STATISTICS

RUSHING-UM: Payton 22-131, D.J.Williams 1-31, Moss 15-31, Berlin 6-12, Parrish 1-7, Geathers 1-6, Hester 1-2, team 1-(minus 2). FSU: Jones 6-38, Booker 8-25, Washington 9-20, Rix 5-13, Coleman 2-9, Davis 1-5, Dean 1-0.
 PASSING-UM: Berlin 14-29-2-157. FSU: Rix 6-19-1-96.
 RECEIVING-UM: Winslow 5-48, Geathers 4-41, Moore 3-52, Hill 1-10, Everett 1-6. FSU: Stovall 4-79, Sam 1-10, Henshaw 1-7.



**2005
Gator Bowl**

Jan. 1, 2005 | Jacksonville, FL
 Florida State 30
 West Virginia 18

SCORE BY QUARTERS

	1	2	3	4	F
Florida State	10	3	10	7	30
West Virginia	12	0	3	3	18

SCORING SUMMARY

FSU-L. Washington 69 run (Beitia kick), 14:38.
 FSU-FB Beitia 32, 12:51
 WVU-Kay-Jay Harris 36 pass from Marshall (kick failed), 9:53.
 WVU-Kay-Jay Harris 1 run (kick failed), 1:45.
 FSU-Beitia 28 FG, 11:23.
 FSU-Beitia 28 FG, 12:13.
 WVU-Good 44 FG, 10:26.
 FSU-C. Thorpe 14 pass from Rix (Beitia kick), 3:05.
 WVU-Good 34 FG, 14:26.
 FSU-Coleman 1 run (Beitia kick), 11:12.

TEAM STATISTICS

	FSU	WVU
First downs.....	22	25
Rushes-yards.....	42-321	47-255
Passing.....	157	191
Comp-Att-Int.....	16-31-2	13-30-2
Return Yards.....	49	120
Punts-Avg.....	4-41.8	2-39.5
Fumbles-Lost.....	3-1	2-2
Penalties-Yards.....	17-174	11-121
Time of Possession.....	32:08	27:52
Attendance.....	70,112	

INDIVIDUAL STATISTICS

RUSHING-FSU: Washington 12-195, Booker 20-101, C. Davis 1-8, Coleman 2-2, Rix 5-(minus 1), Lewis 1(-2). WVU: Harris 25-134, Marshall 11-71, Colson 6-20, Jackson 2-6.
 PASSING-FSU: Rix 16-31-2-157. WVU: Marshall 11-23-1-131, Hales 2-7-1-60.
 RECEIVING-FSU: Thorpe 5-73, Davis 3-39, Reid 2-15, Robinson 2-3, Coleman 1-9, Henshaw 1-9. WVU: Harris 4-50, Henry 3-61, Jackson 2-9, Bolden 1-49, Hales 1-9, Colson 1-7, Henderson 1-6.



**2006
Orange Bowl**

Jan. 3, 2006 | Miami, FL
 Penn State 26
 Florida State 23 (3 ot)

SCORE BY QUARTERS

	1	2	3	4	OT	F
Penn State	7	7	0	2	10	26
Florida State	0	13	0	3	7	23

SCORING SUMMARY

FSU-Scott 2 run (Kelly kick), 4:59
 FSU-Reid 87 punt return (Cismesia kick), 4:09
 FSU-Booker 50 pass from Weatherford (Cismesia kick failed), 2:49
 FSU-Kilmer 25 pass from Robinson (Kelly kick), 0:06
 FSU-Safety, 13:36
 FSU-FG Cismesia 48, 4:08


FSU-Scott 1 run (Kelly kick)
 FSU-Dean 1 run (Cismesia kick)
 PSU-FG Kelly 29

TEAM STATISTICS

	PENN STATE	FSU
First Downs.....	23	12
Rushes-Yards.....	48-138	26-26
Passing.....	253	258
Comp-Att-Int.....	21-39-1	24-43-1
Total Offense (Plays-Yards).....	87-391	69-284
Return Yards.....	70	259
Punts-Avg.....	11-44.3	9-39.2
Fumbles-Lost.....	1-1	1-0
Penalties-Yards.....	8-43	13-129
Sacks By (No.-Yards).....	3-18	3-18
Time of Possession.....	34:16	25:44
Attendance.....	77,773	

INDIVIDUAL STATISTICS

RUSHING-FSU: Washington 6-30, Booker 7-2, Dean 1-1, Coleman 2-1, Smith 1-(minus 1), Weatherford 8-(minus 4). PSU: Scott 26-110, Robinson 17-21, Norwood 1-7, Snow 1-1, Kinlaw 2-0, King 1-(minus 1).
 PASSING-FSU: Weatherford 24-43-1-258. PSU: Robinson 21-39-1-253.
 RECEIVING-FSU: Booker 3-69, Reid 4-55, Davis 3-55, Carr 3-25, Washington 6-24, Rouse 1-10, Henshaw 2-9, Root 1-8, Fagg 1-3. PSU: Norwood 6-110, Kilmer 6-79, King 5-27, Smolko 2-21, Butler 1-13, Hunt 1-3.



**2006
Emerald Bowl****

Dec. 27, 2006 | San Francisco, CA
 Florida State 44
 UCLA 27

SCORE BY QUARTERS

	1	2	3	4	F
Florida State	7	6	10	21	44
UCLA	10	10	7	0	27

SCORING SUMMARY

FSU-Booker 25 yd run (Cismesia kick), 0:26
 UCLA-Breazell 78 yd pass from Cowan (Medlock kick), 0:34
 UCLA-Medlock 46 yd field goal, 1:55
 FSU-Cismesia 39 yd field goal 3:00
 UCLA-Taylor 7 yd pass from Cowan (Medlockkick), 3:40
 UCLA-Medlock 19 yd field goal, 3:54
 FSU-Cismesia 21 yd field goal, 2:09
 FSU-Cismesia 36 yd field goal, 3:31
 FSU-Timmons 25 yd blocked punt return (Cismesia kick)
 UCLA-Moline 8 yd run (Medlock kick), 3:09
 FSU-Carr 30 yd pass from Weatherford (Cismesia kick), 4:20
 FSU-Booker 3 yd run (Cismesia kick), 2:18
 FSU-Carter 86 yd interception return (Cismesia kick)

TEAM STATISTICS

	FSU	UCLA
First Downs.....	21	17
Rushes-Yards.....	30-105	35-194
Passing.....	325	240
Passes Att-Comp-Int.....	43-21-1	36-15-2
Total Offense (Plays-Yards).....	73-430	71-434
Return Yards.....	4-41	3-12
Kickoff Returns-Yards.....	5-101	6-166
Punts (Number-Avg).....	6-38.8	6-37.7
Fumbles-Lost.....	0-0	2-1
Penalties-Yards.....	5-44	4-34
Possession Time.....	30:12	29:48
Sacks By: Number-Yards.....	1-7	1-8

INDIVIDUAL STATISTICS

RUSHING: FSU: Booker 22-91; Weatherford 4-14; Davis 1-2; Dunham 2-1; Team 1-minus 3. UCLA: Markey 19-144; Williams 6-31; Moline 1-8; Austin 1-7; Cowan 7-4; Pitre 1-0.
 PASSING: FSU: Weatherford 21-43-1-325. UCLA: Patrick 15-36-2-240.
 RECEIVING: FSU: Fagg 6-68; Booker 5-117; Carr 4-88; Davis 3-33; Warren 1-8; Dunham 1-6; Sims 1-5. UCLA: Baumgartner 2-49; Everett 2-47; Taylor 2-32; Paulsen 2-18; Williams 2-15; Markey 2-minus 6; Breazell 1-78; Pitre 1-4; Ketchum 1-3.

*Vacated victory due to sanctions imposed by NCAA.



2007 Music City Bowl
 Dec. 31, 2007 | Nashville, Tenn.
 Kentucky 35
 Florida State 28

SCORE BY QUARTERS

	1	2	3	4	F
Kentucky	7	7	14	7	35
Florida State	7	7	0	14	28

SCORING SUMMARY


UK-Tamme 14 yd pass from Woodson (Seiber kick), 10:39
 FSU-Weatherford 6 yd run (Cismesia kick), 1:49
 UK-Johnson 13 yd pass from Woodson (Seiber kick), 8:28
 FSU-Carter 24 yd interception return (Cismesia kick), 3:28
 UK-Little 2 yd pass from Woodson (Seiber kick), 6:49
 UK-Dixon 4 yd run (Seiber kick), 0:04
 FSU-Weatherford 1 yd run (Cismesia kick), 8:02
 UK-Johnson 38 yd pass from Woodson (Seiber kick), 5:19
 FSU-Carr 7 yd pass from Weatherford (Cismesia kick), 2:14

TEAM STATISTICS

	UK	FS
First Downs	29	22
Rushes-Yards	36-143	33-204
Passing	358	276
Passes Att-Comp-Int.	50-32-1	50-22-2
Total Offense (Plays-Yards)	86-501	83-480
Fumble Returns-Yards	0-0	1-51
Punt Returns-Yards	2-36	1-16
Kickoff Returns-Yards	3-57	3-44
Punts (Number-Avg)	5-39.8	6-41.7
Fumbles-Lost	5-3	1-0
Penalties-Yards	7-45	10-102
Possession Time	30:25	29:35
Sacks By: Number-Yards	1-13	3-27

INDIVIDUAL STATISTICS

RUSHING: Kentucky: Rafael Little 28-152; Tony Dixon 4-17; Andre' Woodson 4-minus 26. Florida State: Antone Smith 17-156; Drew Weatherford 12-48; Preston Parker 2-1; Seddrick Holloway 1-0; Team 1-minus 1.
PASSING: Kentucky: Andre' Woodson 32-50-1-358. Florida State: Drew Weatherford 22-48-2-276; Preston Parker 0-1-0-0; Team 0-1-0-0.
RECEIVING: Kentucky: Rafael Little 8-50; Steve Johnson 7-124; Keenan Burton 7-56; Dicky Lyons 5-78; Jacob Tamme 3-35; Tony Dixon 1-8; Maurice Grinter 1-7. Florida State: Preston Parker 8-105; Greg Carr 6-99; De' Cody Fagg 5-51; Rod Owens 2-10; Antone Smith 1-11.



2008 Champs Sports Bowl
 December 27, 2008 | Orlando, FL
 Florida State 42
 Wisconsin 13

SCORE BY QUARTERS

	1	2	3	4	F
Wisconsin	0	3	3	7	13
Florida State	0	14	14	14	42

SCORING SUMMARY

FSU-Nicholson, D 75 yd fumble recovery (Gano, G kick)
 WISC-Welch, Philip 31 yd field goal
 FSU-Carr, G 15 yd pass from Ponder, C (Gano, G kick)
 WISC-Welch, Philip 41 yd field goal
 FSU-Smith, A 6 yd run (Gano, G kick)
 FSU-Jones, C, 14 yd run (Gano, G kick)
 FSU-Watson, D 51 yd fumble recovery (Gano, G kick)
 FSU-Piurowski, C 10 yd pass from Ponder, C (Gano, G kick)
 WISC-Theus, Elijah 20 yd pass from Sherer, Dustin (Welch, Philip kick)

TEAM STATISTICS

	WISC	FS
First Downs	16	23
Rushes-Yards	38-201	38-134
Passing	132	276
Passes Att-Comp-Int.	16-9-0	37-23-0
Total Offense (Plays-Yards)	54-333	75-410



	0-0	2-126
Fumble Returns-Yards	0-0	2-126
Punt Returns-Yards	1-3	4-29
Kickoff Returns-Yards	4-62	4-71
Interception Returns-Yards	0-0	0-0
Punts (Number-Avg)	6-44.3	5-48.2
Fumbles-Lost	3-3	0-0
Penalties-Yards	2-25	7-85
Possession Time	24:52	35:08
Third-Down Conversions	2 of 10	10 of 17
Fourth-Down Conversions	0 of 0	0 of 1
Red-Zone Scores-Chances	2-3	4-4
Sacks By: Number-Yards	2-13	3-17

INDIVIDUAL STATISTICS

RUSHING: Wisconsin-Hill, P.J. 15-140; Clay, John 11-39; Anderson, Isaac 1-19; Sherer, Dustin 7-9; Pressley, Chris 1-2; Brown, Zach 1-minus 1; TEAM 1-minus 2; Gilreath, David 1-minus 5. Florida State-Jones, C, 4-55; Smith, A 16-39; Ponder, C 9-19; Givens, L. 1-8; Weatherford, D 1-6; Thomas, J. 3-4; Sims, M 2-3; Bradham, N. 1-2; Reed, B 1-minus 2.
PASSING: Wisconsin-Sherer, Dustin 9-16-0-132. Florida State-Ponder, C 18-31-0-199; Weatherford, D 5-6-0-77.
RECEIVING: Wisconsin-Graham, Garrett 3-62; Toon, Nick 2-27; Anderson, Isaac 2-18; Theus, Elijah 1-20; Gilreath, David 1-5. Florida State-Carr, G 8-78; Reed, B 5-24; Wade, C 2-41; Givens, L. 2-33; Piurowski, C 2-32; Surrency, C. 1-25; Fortson, J. 1-20; Smith, A 1-18; Easterling, T 1-5.



2009 Gator Bowl
 Jan. 1, 2010 | Jacksonville, FL
 West Virginia 21
 Florida State 33

SCORE BY QUARTERS

	1	2	3	4	Final
West Virginia	14	0	0	7	21

Florida State 3 10 10 10 33

SCORING SUMMARY

First Quarter: WVU - Jarrett Brown 32 yd run (Tyler Bitancourt kick), 11:45; FSU - Dustin Hopkins 26 yd field goal, 7:02; WVU - Noel Divine 1 yd run (Tyler Bitancourt kick), 05:13
 Second Quarter: FSU - Jermaine Thomas 12 yd run (Dustin Hopkins kick), 10:57; FSU - Dustin Hopkins 42 yd field goal, 00:08
 Third Quarter: FSU - Dustin Hopkins 22 yd field goal, 12:15; FSU - Jermaine Thomas 19 yd run (Dustin Hopkins kick), 03:50
 Fourth Quarter: WVU - Ryan Clarke 5 yd run (Tyler Bitancourt kick), 14:56; FSU - EJ Manuel 2 yd run (Dustin Hopkins kick), 08:54; FSU - Dustin Hopkins 37 yd field goal, 02:02

TEAM STATISTICS

	WVU	FS
First Downs	8	24
Rushes-Yards	37-221	46-226
Passing	107	189
Comp-Att-Int	9-19-1	17-24-0
Total Offense (Plays-Yards)	56-328	70-415
Fumble Returns-Yards	0-0	0-0
Punt Returns-Yards	0-0	2-37
Kickoff Returns-Yards	7-146	4-101
Interception Returns-Yards	0-0	1-0
Punts-Avg	0-0	2-37
Fumbles-Lost	0-0	0-0
Penalties-Yards	3-29	7-69
Sacks By (No-Yards)	0-0	5-42
Time of Possession	22:53	37:07
Third-Down Conversions	4 of 11	7 of 14
Fourth-Down Conversions	1 of 2	0 of 0
Red-Zone Scores-Chances	2-3	6-7

INDIVIDUAL STATISTICS

RUSHING - WVU: Divine 16-168, Brown 6-43, Clarke 3-12, Sanders 1-7. FSU: Thomas 25-121, Manuel 14-70, Thompson 2-20, Reed 3-9, Givens 1-4, Pryor 1-2.
PASSING - WVU: Smith 8-15-0, Brown 1-4-1. FSU: Manuel 17-24-0
RECEIVING - Starks 3-30, Divine 2-28, Sanders 2-14, Austin 1-19, Arnett 1-16. FSU: Fortson 4-73, Owens 3-37, Easterling 3-33, Pryor 2-22, Reed, 2-0, Thomas 1-9, Thompson 1-9, Reliford 1-6.