



ALL-TIME COACHES & CAPTAINS

YEAR	COACH	CAPTAINS	W	L	T	FSU PTS	OPP PTS
1947	Ed Williamson	Jack McMillan, Phil Rountree	0	5	0	18	90
1948	Don Veller	Game Captains	7	1	0	152	64
1949*	Don Veller	Hugh Adams	9	1	0	291	59
1950	Don Veller	Duke Maltby	8	0	0	219	54
1951	Don Veller	Bill Dawkins	6	2	0	194	72
1952	Don Veller	Curt Campbell, Vic Szczepanik	1	8	1	101	261
1953	Tom Nugent	Steve Kalenich, Bobby Fiveash	5	5	0	183	146
1954*	Tom Nugent	Game Captains	8	4	0	277	190
1955	Tom Nugent	Bob Crenshaw, Don Powell	5	5	0	147	186
1956	Tom Nugent	Joe Holt, Buck Metts	5	4	1	178	116
1957	Tom Nugent	Ron Schomburger	4	6	0	136	165
1958*	Tom Nugent	Vic Prinzi, Bobby Renn	7	4	0	218	124
1959*	Perry Moss	John Spivey, Al Ulmer	4	6	0	149	132
1960	Bill Peterson	Tony Romeo	3	6	1	111	136
1961	Bill Peterson	Steve Klesius	4	5	1	93	128
1962	Bill Peterson	Gene McDowell	4	3	3	170	69
1963	Bill Peterson	Charlie Calhoun, Chuck Robinson	4	5	1	167	93
1964*	Bill Peterson	Bill Dawson, Fred Biletnikoff, George D'Alessandro	9	1	1	263	85
1965	Bill Peterson	Bill McDowell, Max Wettstein	4	5	1	121	119
1966*	Bill Peterson	Game Captains	6	5	0	274	215
1967*	Bill Peterson	Game Captains	7	2	2	250	187
1968*	Bill Peterson	Game Captains	8	3	0	308	211
1969	Bill Peterson	Game Captains	6	3	1	220	182
1970	Bill Peterson	Game Captains	7	4	0	254	195
1971*	Larry Jones	Rhett Dawson, John Lanahan	8	4	0	309	174
1972	Larry Jones	Gary Huff, Larry Strickland	7	4	0	287	224
1973	Larry Jones	Jim Malkiewicz, Don Sparkman	0	11	0	98	331
1974	Darrell Mudra	Joe Goldsmith, Burt Cooper	1	10	0	130	289
1975	Darrell Mudra	Greg Johnson, Jeff Gardner	3	8	0	187	213
1976	Bobby Bowden	Jimmy Black, Jeff Leggett, Joe Camps, Rudy Thomas	5	6	0	205	258
1977*	Bobby Bowden	Aaron Carter, Bill Duley, Larry Key, Tom Rushing, Nat Terry	10	2	0	314	170
1978	Bobby Bowden	Nate Henderson, Willie Jones, Ivory Joe Hunter	8	3	0	312	208
1979*	Bobby Bowden	Mike Good, Ivory Joe Hunter, Scott Warren, Wally Woodham	11	1	0	326	160
1980*	Bobby Bowden	Reggie Herring, Greg Futch, Ron Simmons, Ken Lanier	10	2	0	369	103
1981	Bobby Bowden	James Harris, James Gilbert, Rohn Stark, Michael Whiting, Rick Stockstill	6	5	0	240	286
1982*	Bobby Bowden	Game Captains	9	3	0	419	254
1983*	Bobby Bowden	Game Captains	8+	4	0	381	312
1984*	Bobby Bowden	Greg Allen, Joe Wessel, Henry Taylor	7	3	2	405	254
1985*	Bobby Bowden	John Ionata, Todd Stroud, Kirk Coker	9	3	0	402	248
1986*	Bobby Bowden	Fred Jones, Gerald Nichols, Louis Berry, Jim Hendley	7	4	1	393	218
1987*	Bobby Bowden	Danny McManus, Paul McGowan, Marty Riggs, Pat Carter	11	1	0	481	163
1988*	Bobby Bowden	Chip Ferguson, Deion Sanders, Alphonso Williams	11	1	0	455	172
1989*	Bobby Bowden	Peter Tom Willis, LeRoy Butler, Dexter Carter	10	2	0	424	199
1990*	Bobby Bowden	Lawrence Dawsey, Corian Freeman, Anthony Moss, Bill Ragans	10	2	0	459	206
1991*	Bobby Bowden	Kirk Carruthers, Errol McCorvey, Casey Weldon	11	2	0	449	188
1992*	Bobby Bowden	Robbie Baker, Reggie Freeman, Carl Simpson, Robert Stevenson	11	1	0	446	186
1993*	Bobby Bowden	Ken Alexander, Matt Frier, Lonnie Johnson, Charlie Ward	12	1	0	536	129
1994*	Bobby Bowden	Derrick Brooks, Zack Crockett, Kendrick Scott	10	1	1	428	200
1995*	Bobby Bowden	Clay Shiver, Todd Rebol, Tyrant Marion	10	2	0	563	246
1996*	Bobby Bowden	Todd Fordham, Scott Bentley, Reinard Wilson	11	1	0	446	174
1997*	Bobby Bowden	Kevin Long, Daryl Bush, Shevin Smith	11	1	0	437	167
1998*	Bobby Bowden	Lamarr Glenn, Lamont Green, Billy Rhodes, Demetro Stephens	11	2	0	401	161
1999*	Bobby Bowden	Corey Simon, Todd Frier, Peter Warrick	12	0	0	458	190
2000*	Bobby Bowden	Brian Allen, Chris Weinke, Jean Jeune	11	2	0	509	123
2001*	Bobby Bowden	Javon Walker, Chad Maeder, Bradley Jennings	8	4	0	403	304
2002*	Bobby Bowden	Brett Williams, Alonzo Jackson, Patrick Newton	9	5	0	428	301
2003*	Bobby Bowden	Michael Boulware, Greg Jones, Brian Sawyer	10	3	0	419	217
2004*	Bobby Bowden	Jerome Carter, Alex Barron, Bryant McFadden	9	3	0	302	169
2005*	Bobby Bowden	Brodrick Bunkley, Willie Reid, Tyler Hall	8	5	0	376	286
2006*	Bobby Bowden	Lorenzo Booker, Buster Davis, Mikhal Kornegay	7	6	0	345	258
2007*	Bobby Bowden	De'Cody Fagg, Andre Fluellen, Anthony Houllis	7	6	0	303	298
2008*	Bobby Bowden	Antone Smith, Tony Carter, Benjamin Lampkin	9	4	0	434	262
2009*	Bobby Bowden	Christian Ponder, Jamie Robinson, Recardo Wright	7	6	0	391	390
2010*	Jimbo Fisher	Rodney Hudson, Ochuko Jenije, Christian Ponder, Kendall Smith, Markus White	10	4	0	439	275
TOTALS			476[^]	231	17	19,603	12,245

* denotes bowl appearance; ^ win total includes 12 victories vacated by the NCAA in 2006 & 2007; + denotes forfeit win from Tulane



BRIEF HISTORY OF FSU FOOTBALL

1851:

Florida State University actually began in 1851 when a legislative act established the Seminary West of the Suwannee. The first students enrolled in 1857 and the Florida State College was co-educational until 1905 when the Buckman Bill sent all the female students to the "new" Florida State College for Women. The huge numbers of male college students wishing to enter school on the G.I. Bill after World War II forced the legislature to make FSU co-educational in 1946.

1902-04:

33 years after Princeton and Rutgers kicked off American college football, the Florida State College played three seasons of football in Tallahassee. From 1902-1904, FSC played wearing the colors purple and gold. The 1904 squad was crowned state champions after defeating the University of Florida at Lake City and Stetson.



1946:

Florida State University became a co-educational institution in 1946 when the first male students were enrolled, most of who were coming back from World War II. The transition from FSCW, which was regarded as one of the nation's top colleges, to the new institution was remarkably quick and the development of an athletics program was almost as rapid.

1947:

Florida State University fielded a football team in 1947 coached by Ed Williamson. On October 18, 1947, Stetson kicked off to the FSU three yard line. Don Grant returned the kickoff to the FSU 32 and 7,165 fans at Centennial Field celebrated the first football game. The team finished 0-5 on the season.

1948:

Don Veller became FSU's second football coach in 1948 and would coach the team until 1952. An outstanding player at Indiana University, Veller inherited 20 lettermen from the first year, but only 12 would letter in 1948. Veller would lose just two games over his first three years, including an undefeated 8-0 campaign in 1950. His attention to detail and high standard for himself and his program were instrumental in FSU getting such a solid start.

1950:

Florida State played its first football game in Doak S. Campbell Stadium on October 7, 1950 against Randolph Macon. 9,676 fans watched the Seminoles win 40-7, but the new home field was a story in itself. It was built on a former cow pasture and was completed in just five months. Tallahasseean Rainey Cawthon was instrumental in selling over 1,000 season tickets at \$50.00 each to fund the stadium and won a wheelbarrow ride down Monroe Street from contractor Red Coleman, who missed the completion date by two days. FSU players painted the stadium over the next summer for \$1 per hour.



1953:

Tom Nugent became FSU's third head coach in 1953 and would coach the Seminoles until leaving to become Maryland's head coach in 1958. An innovator on a national level, Nugent developed the I-formation and the typewriter huddle used by most teams today. Among the players he coached were FSU greats Bobby Renn and Lee Corso as well as a talented tailback named Burt Reynolds whose career was cut short by injury.

1959:

Perry Moss lasted just one season as FSU head coach in 1959. He was hired at a salary of \$14,000 and left at the end of the year for triple that figure to coach the Montreal Alouettes. His staff that year included future head coaches Don James (Washington and Kent State), John Coatta (Wisconsin and Mankato State), Vince Gibson (Louisville, Kansas St. and Tulane), and Ken Shipp (NY Jets). His FSU team posted a 4-6-0 record.

1960-70:

Florida State's arrival on the national map occurred during Bill Peterson's 11 seasons as head coach. He came in 1960 when free substitution was still five years away in the game. He moved FSU boldly into the forefront of the passing game and led the Tribe to its biggest win yet when they topped No. 5 Kentucky 48-6 in 1964. He would post a 62-42-11 record in Tallahassee. Among a host of other things, Peterson developed the concept of the "hot receiver" in 1964 that remains in most offenses today.



1964:

Fred Biletnikoff became FSU's first consensus All-American as a senior in 1964. He ranked fourth nationally with 57 receptions for 11 touchdowns which did not include his four touchdowns in the Gator Bowl win over Oklahoma. Biletnikoff put FSU on the map and he was married under the goalposts at Doak Campbell in 1965. He would go on to have a Hall of Fame career with the Oakland Raiders. The national award given to the top college receiver in the country is named after him.

1966:

Ron Sellers began a career at Florida State that would prove one of the most prolific in college history. He gained an unheard of 3,979 yards over his career. His statistics were so impressive that most lasted as national records all the way until 1987. He caught passes in 30 consecutive games and averaged 119.9 yards per game. He is a member of the College Football Hall of Fame.

1970:

While integration of schools throughout the country came painfully slow, Florida State's first African-American player took the field in 1970. J.T. Thomas was a starter from the first game he played at FSU and he backed a sterling college career with three Super Bowl rings earned as a member of the Pittsburgh Steelers.

1971:

Larry Jones coached the Seminoles from 1971-1973. An 0-11 campaign in his last year spelled the end for the coach. Among notable players during his era were outstanding wide receiver Barry Smith, quarterback Gary Huff and Alabama transfer Billy Sexton.



1974-75:

Darryl Mudra coached the Seminoles for two seasons and did his work from the pressbox on game day. Perhaps the biggest accomplishment of Mudra's brief tenure, that included the NCAA mandated scholarship limits for the first time, was the signing of an unheralded running back named Larry Key. Key would prove to be one of the finest running backs in Seminole history.

1976:

FSU president Stanley Marshall and athletic director John Bridgers set up a dinner meeting at an airport hotel in Tampa where West Virginia head coach Bobby Bowden was coaching an all-star game known as the American Bowl. They offered him a four-year contract worth \$37,500 and he became the Seminoles' eighth head coach on January 12. Bowden was interviewed for the job six years earlier when it went to Larry Jones, but FSU officials felt he lacked the experience.

1979-80:

Florida State got its first taste of the real big-time in 1979 and 1980 going to back-to-back Orange Bowls against Oklahoma. FSU went undefeated (11-0) over the regular season in 1979, but lost 24-7 to the Sooners and finished sixth in the final AP poll. The Tribe took a 10-1 record into the Orange Bowl showdown the next year before losing a heartbreaker 18-17.



1980:

If one game can be singled out as the most important in the run of unprecedented success at Florida State, it would be the contest at Nebraska on September 7, 1980. FSU won in Lincoln by a 18-14 score that opened the eyes of the entire country. Nebraska fans shook off a mixture of shock and confusion to stand and give Bobby Bowden and his Seminoles a standing ovation as they left the field.

1981:

FSU takes on the following schools in order all on the road: Nebraska, Ohio State, Notre Dame, Pittsburgh, and LSU. FSU won at Ohio State, Notre Dame and LSU, but, more importantly, won fans coast to coast for its undaunted spirit.

1981:

In 1981 a freshman tailback named Greg Allen was given the football in the middle of legendary Death Valley with a sea of LSU fans around him. He finished the day with a remarkable school record 202 yards that signaled the arrival of a superstar for the Seminoles. Later that year, he would rip Western Carolina for 322 rushing yards, which still stands as the best rushing game ever for a Seminole.

BRIEF HISTORY OF FSU FOOTBALL

1986:

Deion Sanders spent a quiet first two years at Florida State before exploding on the national scene in a preseason press conference. He would become one of the most popular players ever in college football and one of the greatest athletes in FSU history. Florida State and college football would never be the same after Sanders' career.

1992:

On July 1, 1991, the Atlantic Coast Conference accepted Florida State University, as its ninth member and the first addition to the league since Georgia Tech joined in 1978. FSU had competed in the Metro Conference for all sports other than football, which had been an independent. FSU's first ACC football game was a 48-21 win over Duke on September 7, 1992.

1993:

The Seminoles won their first national championship behind Heisman Trophy winner Charlie Ward in 1993. FSU played Nebraska in the national title game at the Orange Bowl and used freshman Scott Bentley's late field goal to win 18-16.



1995:

A 31-26 come-from-behind win in the fourth quarter of the Orange Bowl against Notre Dame was FSU's 11th consecutive bowl win. The streak set an NCAA record as was FSU's 14-game unbeaten streak in bowls that was spoiled only by a 17-17 tie with Georgia in the 1984 Citrus Bowl.

1999:

Bobby Bowden used to keep an empty picture frame in his office, which was reserved for his first perfect season. He filled the frame with a 1999 team photo. The Seminoles finished the year 12-0 and topped off the record run with a 46-29 win over Virginia Tech for the national championship in the Sugar Bowl.



2000:

Chris Weinke literally rewrote the FSU record book over his senior season and took home the second Heisman Trophy for a Seminole player when he won the award in December of 2000. He would finish his career with a record of 32-3 as a starter.

2002:

Bobby Bowden passed Bear Bryant into second place on the all-time coaching wins list.

2003:

Bobby Bowden defeats Wake Forest to become all-time winningest major college coach. The Seminoles won the ACC and earned the BCS bid.



2004:

Bobby Bowden Field at Doak S. Campbell Stadium was dedicated on November 20, 2004 prior to the Florida game.

2005:

Florida State wins the inaugural ACC Championship game by a score of 27-22 over Virginia Tech in Jacksonville. Willie Reid was named the game's MVP. The conference title was FSU's 12th since joining the league in 1992.


2006:

The College Football Hall of Fame announced that Bobby Bowden and Charlie Ward would be two of the year's 15 inductees. Bowden and Joe Paterno, who was also inducted, are the first two active coaches to be honored.



2007:

Head Coach Bobby Bowden won his 300th career game at FSU with a 24-16 victory over Maryland.




2008:

The College Football Hall of Fame announced that Ron Simmons would be one of 15 inductees. The Rhodes Trust named junior Myron Rolle one of 32 U.S. Rhodes Scholars for 2009 - the first time in nearly 25 years it has awarded the scholarship to a prominent college football player. Senior kicker Graham Gano was named the Lou Groza Award winner, making him just the second Seminole to ever garner the honor.

2009:

Legendary head coach Bobby Bowden (1976-2009) and longtime defensive coordinator Mickey Andrews (1984-2009) announced their retirements during the season and said their final farewells when FSU defeated West Virginia 33-21 in the 2010 Gator Bowl. The victory secured the Seminoles' 33rd straight winning season under Bowden. It was Florida State's 28th straight bowl appearance - the nation's longest active bowl streak. Bowden retired ranked second all-time in victories for NCAA major college football.



2010:

Jimbo Fisher took over the helm at Florida State in 2010 after being named the successor to legendary coach Bobby Bowden on Jan. 5, 2010. In just his first-year, Fisher guided the Seminoles to a final ranking of No. 16 in the USA Today Coaches Poll. He led Florida State to the 2010 Chick-fil-A Bowl Championship after a season sweep of in-state rivals Miami and Florida, an ACC Atlantic Division Title and the program's first 10-win season since 2003. His 10 wins were the most by a first-year head at FSU and the third-most by a rookie coach in the ACC history.



BOB CRENSHAW AWARD

Given in memory of Robert E. (Bob) Crenshaw (Played 1952-55), Florida State football captain in 1954 and student leader who was killed in a jet crash in 1958. The plaque's inscription reads: "To the football player with the biggest heart." The recipient is chosen by his teammates as the man who best exemplifies the qualities that made Bob Crenshaw an outstanding football player and person.

1958	Al Ulmer	Guard
1959	Ramon Rogers	Center
1960	Abner Bigbie	Fullback
1961	Paul Andrews	Fullback
1962	Jim Sims	Tackle
1964	Larry Brinkley	Fullback
1964	Dick Hermann	Linebacker
1965	Howard Ehler	Defensive Back
1966	Ed Pope	Guard
1967	Kim Hammond	Quarterback
1968	Billy Gunter	Running Back
1969	Stan Walker	Guard
1970	Bill Lohse	Linebacker
1971	Bill Henson	Defensive Tackle
1972	David Snell	Defensive Back
1973	Steve Bratton	Defensive End
1974	Jeff Gardner	Offensive Guard
1975	Lee Nelson	Defensive Back
1976	Joe Camps	Defensive Back
1977	Aaron Carter	Linebacker
1978	Scott Warren	Defensive End
1979	Greg Futch	Offensive Tackle
1980	Monk Bonasorte	Defensive Back
1981	Barry Voltapetti	Offensive Tackle
1982	Blair Williams	Quarterback
1983	Ken Roe	Linebacker
1984	Todd Stroud	Noseguard
1985	Pete Panton	Tight End
1986	Greg Newell	Free Safety
1987	Mark Salva	Center
1988	Jason Kuipers	Offensive Guard
1989	Tony Yeomans	Offensive Guard
1990	Lawrence Dawsey	Wide Receiver
1991	Dan Footman	Defensive End
1992	Robbie Baker	Center
1993	Jon Nance	Noseguard
1994	Steve Gilmer	Safety
	Enzo Armella	Noseguard
1995	Todd Rebol	Linebacker
1996	Connell Spain	Defensive Tackle
1997	Greg Spires	Defensive End
1998	Troy Saunders	Cornerback
1999	Reggie Durden	Cornerback
2000	Patrick Newton	Linebacker
2001	Bradley Jennings	Linebacker
2002	Anquan Boldin	Wide Receiver
2003	David Castillo	Center
2004	Bryant McFadden	Cornerback
2005	Andre Fluellen	Defensive Tackle
2006	Darius McClure	Safety
2007	Anthony Houllis	Rover
2008	Ryan McMahon	Center
2009	Ryan McMahon	Center
	Markus White	Defensive End
2010	Andrew Datko	Offensive Tackle



THE BOWDEN ERA



1976

Although FSU had considered dropping football due to a 4-29 record over the previous four seasons, Bobby Bowden is hired as head coach and records his only losing season at FSU with a 5-6 mark.

1977

In one season, Bowden turns the program around with a 10-2 record, FSU's first-ever 10-win season. Under Bowden's direction, FSU won its first bowl game since 1964 with a 40-17 drumming of Texas Tech in the 1977 Tangerine Bowl.

1978

Bowden and Florida State received the program's first preseason national ranking at No. 17. He led the Seminoles to a second straight win over Florida, marking the first time in history FSU had recorded two straight wins over the Gators.

1979

Bowden led FSU to the Orange Bowl in its first ever New Year's Day bowl. Bowden recorded FSU's first ever unbeaten regular season and the highest AP ranking at No. 4 entering the postseason and coached FSU to a school-record 11 wins.

1980

Bowden's 1980 team was the first in program history to finish in the AP Top 5. When folks look at how FSU became a national power, the 18-14 win at Nebraska always comes to mind as a landmark victory. He was named National Coach of the Year (Bobby Dodd).

1981

Bowden and Florida State gained notoriety with a schedule that lined FSU up in successive weeks on the road against Nebraska, Ohio State, Notre Dame, Pitt and LSU. The Seminoles went 3-2 in that stretch while Florida State's overall schedule was nicknamed "Murderer's Row" and "Octoberfest."

1982

For the second straight year, Bowden and the Seminoles would face the nation's toughest schedule according to the NCAA. Bowden reached into his bag of tricks for a 36-37 upset win at Ohio State as Kelly Lowrey became the only Seminole to run for a TD, pass for a TD and catch a TD pass in the same game.

1983

Bowden surpassed former head coach Bill Peterson as the all-time winningest coach at FSU. He was inducted into the Florida Sports Hall of Fame. The "War Chant" saw its birth and FSU sported its "mustard" uniforms for the first and only time.

1984

Greg Allen recorded Florida State's first 1,000 yard rushing season. Bowden continued his creative play calls as Jessie Hester scored on a 77-yard reverse as FSU stunned defending national champion Miami, 38-3, in the Orange Bowl.

1985

Bowden coached FSU to its ninth straight winning season, capped off by a 34-23 Gator Bowl victory over Oklahoma State. Perhaps FSU's biggest victory came in the second game when FSU traveled to No. 10 Nebraska and defeated the Cornhuskers 17-13, a game Bowden would later call "one of the biggest wins in FSU history."

1986

Bowden and FSU recorded a 56-14 pounding of South Carolina in FSU's first-ever appearance on ESPN. Bowden led FSU to a perfect 6-0 at home and the most points scored in a game by FSU in history with a 76-14 win over Tulsa. He was inducted into the Alabama Sports Hall of Fame.

1987

Bowden missed his first national championship by one point when two Miami defenders knocked down a two-point conversion and FSU fell 26-25. FSU snapped a six-game losing skid to the Gators which marked Bowden's 100th victory at FSU.

1988

Bowden's preseason No. 1 ranked team fell at Miami breaking its streak of 11 opening day victories. The Seminoles would not lose again, winning 11 straight games. Bowden called one of his greatest trick plays, the Puntrookie, at Clemson. FSU drubbed Florida 52-17 for the Seminoles' largest victory margin over the Gators.

1989

Bowden's only loss in Jacksonville came from Brett Favre and Southern Miss. After a loss to Clemson, FSU went on to win 10 straight and earn a Top 3 ranking for the third straight year. FSU played in a third straight New Year's Day bowl with a win over Nebraska in the Fiesta Bowl, extending its bowl unbeaten streak to eight.

1990

Bowden earned his 200th career victory when FSU beat LSU 42-3. The 1990 meeting with Florida marked the first time in the series that both teams were ranked in the Top 10 as No. 8 FSU defeated No. 6 UF 45-30. Bowden and FSU beat Joe Paterno's No. 7 Penn State Nittany Lions 24-17 in the Blockbuster Bowl.

1991

Bowden was named National Coach of the Year (Walter Camp) and led FSU to an 11-2 mark and fifth straight season of 10 or more wins. FSU was preseason No. 1 and stayed there 11 weeks before falling to Miami in Wide Right I. FSU defeated No. 3 Michigan 51-31, the most points ever allowed in the Big House.

THE BOWDEN FILE

- Most Victories By An ACC Coach In A Career: 389 (2nd in NCAA All-Time: Due to sanctions against FSU, NCAA recognizes 377)
- Two National Championships: 1993, 1999
- Inducted Into the National Football Foundation and College Football Hall of Fame
- 31 Bowl Appearances in 34 Seasons at FSU
- 33 Consecutive Winning Seasons at FSU
- 14 Consecutive Seasons with 10 or more wins
- 28 Consecutive Bowl Games (1982-2009)
- 11 Consecutive Bowl Game Victories (1985-95)
- 14 Straight Bowl Games Without a Loss (1982-95)
- 14 Straight Top 5 Finishes In The AP Poll (1987-2009)
- Coached Two Heisman Trophy Winners: Charlie Ward (1993) and Chris Weinke (2000)
- Coached 34 First-Round NFL Draft Picks
- Most Victories In the ACC: 173
- Most Games Coached In the ACC: 227
- Most Conference Wins In the ACC: 118
- Best Winning Percentage, ACC games: .813
- Twice As Many ACC Football Championships Than Any Other Coach: 12
- Opened Conference Play with 29 Straight Wins (1992-1995)
- Set or Tied 41 ACC Team Records
- Twice Named ACC Coach of the Year: 1993, 1997
- Most Players Drafted by the NFL: 107 (Since 1992)
- Most Consecutive ACC Championships Won or Shared: 9



THE BOWDEN ERA

1992

Bowden and FSU beat Duke in FSU's first game as a member of the ACC. FSU suffered Wide Right II at Miami and fans saw the birth of the "fast-break offense" in the comeback win at Georgia Tech. Marvin Jones became the first Seminole to capture two national awards. Bowden was named the 1992 Neyland Trophy Winner.

1993

Bowden brought home FSU's first national title with an 18-16 win over Nebraska in the Orange Bowl. Charlie Ward became FSU's first Heisman Trophy winner and won every award he was eligible for. Bowden was named ACC Coach of the Year and led FSU to 12 victories for the first time in school history.

1994

Bowden's squad set an NCAA record with the amazing 28 point fourth quarter comeback against Florida. He led the Seminoles to another ACC Title and Top 4 national ranking. Florida State would play Florida a second time in a game dubbed the Fifth Quarter in the French Quarter, as FSU won 23-17 in the Sugar Bowl.

1995

Florida State's streak of 29 straight ACC wins came to an end with a loss at Virginia. FSU still won the ACC Championship and the victory over Notre Dame in the Orange Bowl preserved its NCAA record 11th straight bowl win. Bowden earned career win No. 250 in his 20th year as Florida State's head coach.

1996

Bowden guided FSU to its second national championship game as FSU celebrated 50 years of Seminole football. Florida State fell in a rematch to Florida in the national championship. Bowden was honored as the 1996 National Coach of the Year (Home Depot). FSU finished the season ranked No. 3.

1997

Bowden and FSU went 11-1 for the second straight season, capped off by a win over Ohio State in the Sugar Bowl. Bowden recorded his 200th victory at FSU. He was named ACC Coach of the Year for the second time. FSU finished No. 3, keeping alive the streak of 11 straight seasons of Top 4 finishes in the AP poll.

1998

Bowden led FSU to its second national championship appearance in three years. FSU won another ACC Championship despite falling at NC State 24-7 in only the second ACC loss for the Seminoles since joining the league. FSU went 11-2 and with a Top 4 ranking (No. 3) and 10 or more wins for a 12th-straight season.

1999

Bowden led FSU to its first undefeated season as FSU became the first team in the history of college football to go wire-to-wire as the AP No. 1 ranked team. Bowden was named National Coach of the Year (Home Depot), a National Coach of the Decade Finalist (Home Depot) and his Seminoles were honored as the ESPN College Team of the Decade (any sport).

2000

FSU played in its third straight national championship game and fourth in five years. The 2000 season was the last of Bowden's streak of 14 straight AP Top 5 finishes and 14 straight seasons of 10 or more wins. The Seminoles finished the season 11-2, 8-0 in the ACC and a No. 5 ranking in the AP final poll.

2001

For the first time since joining the ACC in 1992, Bowden's Seminoles did not win the ACC championship but still went to their 11th straight New Year's Day bowl with an invitation to the Gator Bowl where FSU defeated Virginia Tech. With that win, Bowden tied Bear Bryant for second place on the all-time coaching wins list with 323.

2002

Florida State's returned atop the ACC and the Seminoles played Georgia in the Sugar Bowl. FSU concluded the season ranked 21st in the final AP poll. During the season, Bowden recorded his 250th victory at Florida State and 325th victory of his career.

2003

Bowden led FSU back to another 10-win season and passed Joe Paterno as the all-time winningest major college football coach. The Seminoles captured the ACC title, its 10th in 12 years, and earned the BCS bid to the Orange Bowl, marking FSU's 22nd straight postseason trip and 13th consecutive January bowl game.

2004

Bowden coached FSU to its 23rd straight bowl and a No. 15 final ranking as he recorded FSU win No. 275 and career win No. 350 during the season. The field

at Doak Campbell Stadium was named Bobby Bowden Field, a stained glass window depicting Bowden and a statue of his likeness was placed in front of the stadium.

2005

Bowden guided FSU to another ACC title in the inaugural ACC Championship game with a 27-22 win over Virginia Tech in Jacksonville which propelled FSU into the FedEx Orange Bowl against Penn State. The game was Bowden's 24th consecutive bowl, as he coached against longtime friend Joe Paterno in an epic triple OT loss.

2006

Bowden was inducted into the College Football Hall of Fame. The Seminoles made their longest road trip in school history, venturing 2,600 miles to San Francisco for the Emerald Bowl where they beat UCLA. The game marked FSU's 25th straight bowl appearance and the win extended Bowden's winning-season streak to 30.

2007



Bowden earned his 31st consecutive winning season with a 7-6 record and made a Music City Bowl appearance. Bowden reached another milestone in his decorated career when he earned his 300th win at Florida State in a 24-16 victory over Maryland.

2008

Bowden coached his 'Noles to a 9-3 record, No. 21 national ranking and a tie for 1st in the ACC Atlantic Division. FSU concluded the season with a win over Wisconsin in the Champs Sports Bowl and touted the nation's longest bowl streak at 27 straight. In FSU's win over Colorado in Jacksonville, Bowden recorded his 500th game as a head coach.

2009

On December 1st, Bowden announced that the bowl game would be his last as head coach of Florida State. He was carried off the field in his final game as his Seminoles defeated West Virginia, the school he coached prior to coming to FSU, in the Gator Bowl.





SEMINOLE TRADITION



FSU Fight Song

While the "war chant" has become familiar at FSU games, the Florida State fight song still remains the definitive sound of Seminole sports. FSU's band became the Marching Chiefs in 1950 and with that came the fight song. Tommy Wright, a member of the faculty in the School of Music, was perturbed that the Seminoles had been using "On Wisconsin" and the "Notre Dame Victory March" so he introduced the song in the Sewanee game, setting to music a poem by FSU Alumni Doug Alley.

History of the Garnet and Gold

Florida State's school colors of garnet and gold date back to the Florida State College championship football teams of 1904 and 1905. In those championship seasons, FSC donned purple and gold uniforms. When Florida State College became Florida Female College in 1905, the football team was forced to attend the University of Florida. The following year the FFC student body selected crimson as the official school color of 1905. The administration in 1905 took crimson and combined it with the recognizable purple of the championship football teams to achieve the color garnet. The now-famous garnet and gold colors were first used on an FSU uniform in a 14-6 loss to Stetson on Oct. 18, 1947.

Osceola & Renegade

Perhaps the most spectacular tradition in all of college football occurs in Doak Campbell Stadium when Osceola charges down the field riding an Appaloosa horse named Renegade and plants a flaming spear at midfield to begin every home game. The tradition was born on Sept. 16, 1978 against Oklahoma State when a student led the team from the tunnel riding a horse. Since the beginning of the FSU tradition, three different horses and 10 different riders have actually appeared at a game. However, there have been a total of 16 horses trained in the Renegade program. The original Osceola and Renegade were Jim Kidder and Reo. In 2003, local businessman Bill Durham, who had trained the riders and horses for 20 years, passed the honor and responsibility to his son Allen, who was a former rider in the 1990s. The clothing and rigging that Osceola and Renegade use were designed and approved by the Seminole Indian Tribe of Florida.

War Chant

Florida State's "war chant" appears to have begun with a random occurrence that took place during a 1984 game against Auburn. In the 1960s, the Marching Chiefs would chant the melody of a popular FSU cheer. In a sense, that chant was the long version of FSU's current "war chant." During a thrilling game with Auburn in 1984, the Marching

Chiefs began to perform the dormant melody. Some students behind the band joined in and continued the "war chant" portion after the band had ceased. Most agree the chant came from the fraternity section, but many spirited Seminole fans added the hand motion to symbolize the brandishing of a tomahawk. The chant continued among the student body during the 1985 season, and by the 1986 season, it was a stadium-wide phenomenon. Of course, the Marching Chiefs refined the chant, plus put their own special brand of accompaniment to the "war chant," for the sound we hear today. Atlanta Braves fans took up their version of the song and chant when former FSU star Deion Sanders came to the plate as an outfielder. The Kansas City Chiefs first heard it when the Northwest Missouri State band, directed by 1969 FSU graduate Al Sergel, performed the chant while the players were warming up for a game against San Diego.

Six Feet Under

Florida State's sod cemetery holds chunks of the field from great Seminole road wins. See the complete list on page 10 of this guide.

Sealed Lockers

The retirement (or permanent sealing) of lockers in the Florida State locker room began after Deion Sanders' senior season in 1988. The criterion for locker retirement allows only the dressing area of a two-time consensus All-American and/or Heisman Trophy winners to be retired. Ron Simmons (1979-80), Sanders (1987-88), Marvin Jones (1991-92), Derrick Brooks (1993-94), Sebastian Janikowski (1998-99), Peter Warrick (1998-99) and Alex Barron (2003-04) have had their lockers sealed as two-time consensus All-Americans while Heisman Trophy winners Charlie Ward (1993) and Chris Weinke (2000) have had their lockers forever retired. The lockers are encased in glass with the player's final home uniform and gear intact right down to the sweat bands.



Producing The NFL's Top Players

In August of 2006 the Wall Street Journal published the findings of what the paper labeled "The Dow Jones College-Football Success Index". The study sought a different way to determine the success of college football programs by determining how many of a school's alumni made it to the NFL and how effective those players were once they made it to the National Football League. Florida State not only finished No. 1 in their index but the Seminoles blew away the field. FSU finished ahead of its nearest competitor by 11 percent, causing the paper to exclaim, "No contest."

Goal Posts Salute Peterson

The Bill Peterson era as head football coach at FSU was a time of great offensive innovation and of many firsts for the upstart Seminole program, including the first Seminole coach to beat the Gators at Florida Field, coaching the program's first All-American in Fred Biletnikoff and recruiting James Thomas, the first African American player to ever play football at FSU. A tradition of the Peterson era was to enter the field through the goal posts. As a tribute to the players and coaches of the Peterson era and their many firsts, "H" style goal posts were added to the field at Doak Campbell Stadium prior to the 2002 season and will forever be referred to as "Pete's Posts."

Scholarships In '51

It was not until 1951 that Florida State began to grant athletic scholarships and the move put added pressure on the program to win. FSU left the Dixie Conference and petitioned for membership in the Atlantic Coast Conference and the Southeastern Conference but were rebuffed. Interestingly, it was the University of Florida that sponsored FSU for admission to the SEC.

Seminoles First To Score Two

The late Vic Prinzi, who is a member of the Florida State Hall of Fame and was the color commentator for the radio network until his death in 1997, was the first college player ever to score a two-point conversion. On Sept. 13, 1958, the Seminoles took the season-opening drive of the Tennessee Tech game in for a touchdown and Prinzi, playing quarterback, ran in the two-point conversion to beat the other national games by just minutes.





SEMINOLE TRADITION

Football Since 1902 Actually

Florida State College actually played football during the 1902-1904 school years and played it well. The first game in 1902 was a 5-0 win over South Georgia Military on Nov. 21 when touchdowns were worth five points. The NCAA nor the governing body at the time recognizes the early games for FSC, although the school won the state championship in 1904. The 1904 season included a 23-0 win over Florida in Lake City, Fla. The school then became the Florida State College for Women and would remain one of the nation's top all-female institutions until the large number of returning veterans from World War II triggered the state system to open Florida State University to men in 1946. The school resumed football in 1947, taking on Stetson in its first game.

Three Different Helmets

For one season in 1962 the Florida State Seminoles took the field with three different helmets. Coach Bill Peterson's three-team system featured the two-way Chiefs, the defensive Renegades and the offensive Warriors with each group wearing a different helmet. By 1963 the Seminoles were back to just one helmet, an all-gold version which once again lasted just one season as the word "State" was added in 1964.



Tomahawks Can Be Won and Lost

Florida State's coaching staff and academic staff award tomahawks to individual players for great plays or contributions on the field and in the classroom. Players may get a tomahawk for a crucial play, a touchdown, a saving tackle or various other achievements on the field. In 1997 the Seminoles began receiving tomahawks for outstanding academic achievements as well. They look identical except the word academics runs down the handle of the tomahawk. What many fans don't know is that Florida State players can actually lose tomahawks as well. Poor performance on the field or in the classroom can cause a player to be stripped of the coveted decals.

Seminole Athletics Touts Two Rhodes Scholars

In 2008, Seminole football's Myron Rolle became the second Seminole student-athlete to earn a Rhodes Scholarship - one of the oldest and most prestigious awards for international study. It was the first time in nearly 25 years they awarded the scholarship to a prominent college football player. Track & Field's Garrett Johnson earned the distinction in 2006.



Bowden & Ward Enshrined Together

Former head coach Bobby Bowden and Heisman Trophy-winning quarterback Charlie Ward were inducted together into the College Football Hall of Fame in 2006. The 2006 class included 13 All-America players and two legendary coaches. Florida State University was the only school with two inductees. The College Football Hall of Fame 2006 Class was inducted at the 49th Annual Awards Dinner at the Waldorf-Astoria in New York City and was officially enshrined at the Hall in South Bend, Ind. during ceremonies held in the summer of 2007.

Doak Campbell Seats 82,300

The football home for the Seminoles since 1950, Doak Campbell Stadium was named after the popular Florida State president who was instrumental in the development of intercollegiate athletics at the new university. In order to help finance the stadium, a five-year season ticket was offered for \$50 and FSU players helped paint the stadium at \$1 per hour. The stadium was built at a cost of \$250,000 in 1950. Today, Doak Campbell Stadium holds 82,300 fans.

Special Landmarks: "Unconquered"

Dedicated on Oct. 10, 2003, Fritz White's bronze statue "Unconquered" was designed to capture the indomitable spirit of the Seminole people and those who have adopted that spirit as a symbol for their university. The massive structure, including its granite-covered pedestal base, stands approximately 31 feet in the air and depicts a spear-brandishing Seminole astride a rearing horse. At sunset the night before each home game, the spear is ignited and burns until sunrise on the next morning after the game. George Langford's endowment of the project for up to \$1 million helped make the statue a reality. Fifty-one artists were then considered before White eventually saw the statue dedicated 10 years after the concept was inspired by attorney and FSU graduate Stephen Reilly's trip to South Bend, Ind. for an FSU football game.

Bowden In Bronze

Former head coach Bobby Bowden is bigger than life in front of the Moore Athletics Center at Florida State as a bronze statue of his likeness was unveiled in a ceremony on Sept. 24, 2004. The statue is one-and-a-half life-size of Bowden and was sculpted by Tallahassee artist Stanley Proctor. The artist has also created a smaller piece of artwork, measuring just over 12 inches high, featuring Bowden and Doak Campbell Stadium.

Sportsmanship Statue

Between Gates B and C of Doak Campbell Stadium stands the one ton, 15-foot tall Sportsmanship Statue given in honor of Pappy Strum by his daughter Margaret Strum Allesee, who is an FSU graduate and former Seminole cheerleader. The enduring symbol of the most important aspect of athletic competition was sculpted by FSU alumnus and accomplished artist Edward Jonas.

13 National Championships

Florida State's women's programs were brought to national prominence in the early 1980s when the Seminoles earned five national championships in four sports within a four-year period. The golf program earned the AIAW championship in 1981 while the softball team had back-to-back AIAW titles in 1981 and 1982. The women's track and field program ran away with the 1984 NCAA Outdoor and 1985 NCAA Indoor Championships. Florida State's other national titles include men's gymnastics in 1950-51 and again in 1951-52. The men's volleyball team won the national championship in 1955 and 1957, while football claimed a championship in 1993 and 1999. The men's track and field team took home the 2006 and 2008 national outdoor titles and nearly added another, finishing second in the nation in 2009 & 2011.



PASSING RECORDS

INDIVIDUAL RECORDS

Most Passes Attempted

Game:	67, Danny Kanell vs. Virginia, Nov. 2, 1995
Season:	469, Drew Weatherford, 2005
Career:	1,107, Chris Weinke, 1997-2000

Most Yards Per Attempt

Game:	(Min. 15 atts.) - 15.5 (482-31), Peter Tom Willis vs. Memphis State, Nov. 18, 1989
Season:	(Min. 100 atts.) - 9.7 (4,167-431), Chris Weinke, 2000
Career:	(Min. 300 atts.) - 8.9 (9,839-1,107), Chris Weinke, 1997-2000

Most Yards Per Completion

Game:	(Min. 15 atts.) - 15.4 (325-13), Casey Weldon vs. Florida, Dec. 1, 1990
Season:	(Min. 100 atts.) - 17.1 (2,487-145), Chris Weinke, 1998
Career:	(Min. 300 atts.) - 15.14 (9,839-650), Chris Weinke, 1997-2000

Most Touchdown Passes

Game:	6, Peter Tom Willis vs. Memphis State, Nov. 18, 1989, Chris Weinke vs. Maryland, Nov. 13, 1999
Season:	33, Chris Weinke, 2000
Career:	79, Chris Weinke, 1997-2000

Consecutive Games With A Touchdown Pass

Career:	16, Chris Weinke, 1997-2000
---------	-----------------------------

Highest Completion Percentage

Game:	(Min. 15 atts.) - 87.5 (28-32), Danny Kanell vs. NC State, Sept. 16, 1995
Season:	(Min. 100 atts.) - 69.5 (264-380), Charlie Ward, 1993
Career:	(Min. 300 atts.) - 62.3 (473-759), Charlie Ward, 1989-93

Highest Passing Efficiency Rating

Season:	(Min. 10 atts./game) - 163.1, Chris Weinke, 2000
Career:	(Min. 15 cmp./game) - 151.15, Chris Weinke, 1997-2000

Longest Pass

Game:	98, Christian Ponder to Rod Owens, vs. North Carolina, Oct. 22, 2009
Game:	98, Chris Weinke to Marvin Minnis, vs. Clemson, Nov. 4, 2000

Most 200-Yard Games

Season:	11, Chris Weinke, 2000
Career:	34, Chris Weinke, 1997-2000

Consecutive 200-Yard Games

Career:	20, Chris Weinke, 1997-2000
---------	-----------------------------

Most 300-Yard Games

Season:	7, Danny Kanell, 1995, Chris Weinke, 2000
Career:	13, Chris Weinke, 1997-00

Consecutive 300-Yard Games

Season:	3, by several players
Career:	3, Kim Hammond, 1967; Peter Tom Willis, 1989; Danny Kanell, 1995; Chris Weinke, 2000; Chris Rix, 2001

Consecutive Passes Without An Interception

Season:	(Min. 100 atts.) - 270, Drew Weatherford, 2007
Career:	(Min. 100 atts.) - 270, Drew Weatherford, 2007

Lowest Interception Percentage

Season:	(Min. 100 atts.) - .0094 (3-318), Drew Weatherford, 2007
Career:	(Min. 300 atts.) - .0289 (32-1107), Chris Weinke, 1997-2000

Most Interceptions Thrown

Game:	6, Chris Weinke vs. NC State, Sept. 12, 1998
Season:	23, Gary Huff, 1972
Career:	42, Gary Huff, 1970-72

Longest Runs

TD Run:	55, D'Vontery Richardson vs. Chattanooga, Sept. 13, 2008
Non-TD Run:	52, D'Vontery Richardson vs. Western Carolina, Sept. 6, 2008

Longest TD Passes

1.	98 yards, Chris Weinke to Snoop Minnis vs. Clemson, 2000
2.	98 yards, Christian Ponder to Rod Owens vs. North Carolina, 2009
3.	96 yards, Jimmy Jordan to Kurt Unglaub vs. Virginia Tech, 1976
4.	95 yards, Jimmy Black to Rudy Thomas vs. Southern Miss, 1976
5.	93 yards, Chip Ferguson to Lawrence Dawsey vs. Southern Miss, 1988
6.	91 yards, Jimmy Black to Kurt Unglaub vs. N. Texas State, 1976
7.	88 yards, Casey Weldon to Amp Lee vs. Tulane, 1989
8.	88 yards, Gary Huff to Barry Smith vs. Kansas, 1971
9.	86 yards, Charlie Ward to Tamarick Vanover vs. Virginia, 1993
10.	86 yards, Gary Pajcic to Ron Sellers vs. Wake Forest, 1966
11.	84 yards, Chris Weinke to Ron Dugans vs. Duke, 1999
12.	83 yards, Blair Williams to Dennis McKinnon vs. S. Carolina, 1982
13.	82 yards, Gary Pajcic to Ron Sellers vs. Maryland, 1968

Single-Game Yards

1.	Chris Weinke	Duke	2000	536
2.	Chris Weinke	Clemson	2000	521
3.	Bill Cappleman	Memphis State	1969	508
4.	Chris Weinke	Miami	2000	496
5.	Peter Tom Willis	Memphis State	1989	482
6.	Thad Busby	NC State	1997	463
7.	Danny Kanell	Virginia	1995	454
8.	Charlie Ward	Florida	1993	446
9.	Chris Weinke	Georgia Tech	2000	443
10.	Bill Cappleman	South Carolina	1968	437
11.	Danny Kanell	Maryland	1994	427
12.	Peter Tom Willis	Nebraska (Fiesta Bowl)	1990	422
13.	Gary Huff	Houston	1972	409
14.	Thad Busby	Georgia Tech	1997	399
15.	Charlie Ward	Maryland	1992	395
16.	Christian Ponder	North Carolina	2009	395
17.	Chris Rix	Colorado	2003	394
18.	Thad Busby	Wake Forest	1997	390
19.	Drew Weatherford	Virginia	2005	377
20.	Danny McManus	Nebraska (Fiesta Bowl)	1988	375

Season Yards

1.	Chris Weinke	2000	4167
2.	Thad Busby	1997	3317
3.	Drew Weatherford	2005	3208
4.	Peter Tom Willis	1989	3124
5.	Chris Rix	2003	3107
6.	Chris Weinke	1999	3103
7.	Charlie Ward	1993	3032
8.	Danny Kanell	1995	2957
9.	Gary Huff	1972	2893
10.	Danny Kanell	1994	2781
11.	Gary Huff	1971	2736
12.	Chris Rix	2001	2734
13.	Christian Ponder	2009	2717
14.	Charlie Ward	1992	2647
15.	Casey Weldon	1991	2527
16.	Chris Weinke	1998	2487
17.	Bill Cappleman	1969	2467
18.	Bill Cappleman	1968	2410
19.	Drew Weatherford	2006	2154
20.	Drew Weatherford	2007	2049

Career Yards

1.	Chris Weinke	(97-00)	9839
2.	Chris Rix	(01-04)	8390
3.	Drew Weatherford	(05-08)	7567
4.	Christian Ponder	(07-10)	6872
5.	Gary Huff	(70-72)	6378
6.	Danny Kanell	(92-95)	6372
7.	Thad Busby	(94-97)	5916
8.	Charlie Ward	(89-93)	5747
9.	Bill Cappleman	(67-69)	4904
10.	Casey Weldon	(88-91)	4628
11.	Peter Tom Willis	(86-89)	4291
12.	Jimmy Jordan	(76-79)	4144
13.	Chip Ferguson	(85-88)	3846
14.	Wally Woodham	(75, 77-79)	3550
15.	Kelly Lowrey	(80-83)	3469
16.	Steve Tensi	(62-64)	3394

Single-Game Completions

1.	Danny Kanell	Georgia Tech	1995	41
2.	Danny Kanell	Florida	1994	40
3.	Charlie Ward	Florida	1993	38
4.	Chris Weinke	Duke	2000	37
5.	Kim Hammond	Penn State (Gator Bowl)	1967	37
6.	Drew Weatherford	Virginia	2005	35
7.	Drew Weatherford	Duke	2007	35
8.	Christian Ponder	North Carolina	2009	33
9.	Drew Weatherford	Boston College	2006	32
10.	Chris Weinke	BYU	2000	32
11.	Danny Kanell	Virginia	1995	32
12.	Charlie Ward	Notre Dame	1993	31
13.	Bill Cappleman	Memphis State	1969	31
14.	Drew Weatherford	Troy	2006	30
15.	Thad Busby	Georgia Tech	1997	30
16.	Chris Rix	Colorado	2003	30

17.	Chris Weinke	Miami	2000	29
	Drew Weatherford	Boston College	2007	29
	Christian Ponder	Boston College	2009	29
20.	Adrian McPherson	Wake Forest	2002	28
	Danny Kanell	NC State	1995	28
	Danny Kanell	Wake Forest	1995	28
	Danny McManus	Nebraska (Fiesta Bowl)	1988	28
	Kelly Lowrey	East Carolina	1983	28
	Gary Pajcic	Virginia Tech	1966	28

Season Completions

	Year	Att.	Comp.	
1.	Drew Weatherford	2005	469	276
2.	Chris Weinke	2000	431	266
3.	Charlie Ward	1993	380	264
4.	Danny Kanell	1995	402	257
5.	Thad Busby	1997	390	235
6.	Chris Weinke	1999	377	232
7.	Danny Kanell	1994	380	227
8.	Christian Ponder	2009	330	227
9.	Chris Rix	2003	382	216
10.	Peter Tom Willis	1989	346	211
11.	Gary Huff	1972	385	206
12.	Charlie Ward	1992	365	204
13.	Casey Weldon	1991	313	189
14.	Christian Ponder	2010	299	184
15.	Gary Huff	2010	327	184
16.	Bill Cappleman	1969	344	183
17.	Drew Weatherford	2007	318	181
18.	Drew Weatherford	2006	318	177
19.	Christian Ponder	2008	318	177
20.	Chris Rix	2001	286	165

Career Completions

	Year	Att.	Comp.	
1.	Chris Weinke	(97-00)	1107	650
2.	Drew Weatherford	(05-08)	1128	644
3.	Christian Ponder	(07-10)	965	596
4.	Chris Rix	(01-04)	1042	575
5.	Danny Kanell	(92-95)	851	529
6.	Charlie Ward	(89-93)	759	473
7.	Gary Huff	(70-72)	796	436
8.	Thad Busby	(94-97)	715	421
9.	Bill Cappleman	(67-69)	636	349
10.	Casey Weldon	(88-91)	545	323
11.	Peter Tom Willis	(86-89)	500	304
12.	Jimmy Jordan	(76-79)	595	298
13.	Chip Ferguson	(85-88)	496	281
14.	Wally Woodham	(75, 77-79)	476	273
15.	Kelly Lowrey	(80-83)	464	252
16.	Steve Tensi	(62-64)	472	252
17.	Rick Stockstill	(77-81)	447	250
18.	Danny McManus	(83-87)	455	248
19.	Kim Hammond	(64-67)	351	196
20.	Gary Pajcic	(66-68)	384	195

Season TD Passes

1.	Chris Weinke	2000	33
2.	Danny Kanell	1995	32
3.	Charlie Ward	1993	27
4.	Chris Weinke	1999	25
	Thad Busby	1997	25
	Gary Huff	1972	25
	Bill Cappleman	1968	25
8.	Chris Rix	2001	24
9.	Gary Huff	1971	23
10.	Chris Rix	2003	23
11.	Charlie Ward	1992	22
	Casey Weldon	1991	22
13.	Christian Ponder	2010	20
	Peter Tom Willis	1989	20
15.	Chris Weinke	1998	19
16.	Drew Weatherford	2005	18
17.	Danny Kanell	1994	17
18.	Thad Busby	1996	16
	Chip Ferguson	1988	16
20.	Rick Stockstill	1980	15
	Kim Hammond	1967	15

PASSING RECORDS

Career TD Passes

1.	Chris Weinke	(97-00)	79
2.	Chris Rix	(01-04)	63
3.	Danny Kanell	(92-95)	57
4.	Gary Huff	(70-72)	52
5.	Charlie Ward	(89-93)	49
6.	Thad Busby	(94-97)	46
7.	Christian Ponder	(07-10)	45
8.	Casey Weldon	(88-91)	41
9.	Jimmy Jordan	(76-79)	39
	Bill Cappleman	(67-69)	39
11.	Drew Weatherford	(04-07)	37
12.	Chip Ferguson	(85-88)	34
13.	Peter Tom Willis	(86-89)	33
14.	Christian Ponder	(07-09)	29
15.	Steve Tensi	(62-64)	28
16.	Rick Stockstill	(77, 79-81)	26
17.	Danny McManus	(84-87)	25
18.	Kelly Lowrey	(79-83)	24
19.	Wally Woodham	(75-79)	22
20.	Xavier Lee	(04-07)	20

Attempts in a game

1.	Danny Kanell	Virginia	1995	67
2.	Drew Weatherford	Virginia	2005	59
3.	Chris Weinke	Miami	2000	58
	Gary Huff	Florida	1972	58
5.	Danny Kanell	Florida	1994	53
	Charlie Ward	Florida	1993	53
	Kim Hammond	Penn State (Gator Bowl)	1967	53
	Gary Pajcic	Virginia Tech	1966	53
9.	Chris Weinke	Oklahoma (Orange Bowl)	2001	51
	Danny Kanell	Georgia Tech	1995	51
	Casey Weldon	Florida	1991	51
	Danny McManus	Nebraska (Fiesta Bowl)	1988	51
	Gary Huff	Houston	1972	51
14.	Chris Weinke	BYU	2000	50
	Charlie Ward	Notre Dame	1993	50
	Bill Cappleman	Memphis State	1969	50
17.	Chris Weinke	Clemson	1999	49
18.	Drew Weatherford	Kentucky (Music City)	2007	48
	Drew Weatherford	Boston College	2006	48
	Danny Kannell	Virginia	1994	48

Consecutive 300-Yard Games

Christian Ponder	2009	3
Chris Rix	2001	3
Chris Weinke	2000	3
Danny Kanell	1995	3
Peter Tom Willis	1989	3
Kim Hammond	1967	3
Chris Weinke	1999	2
Thad Busby	1997	2
Danny Kanell	1994	2
Charlie Ward	1993	2
Peter Tom Willis	1989	2
Gary Huff	1971	2
Bill Cappleman	1968	2
Chris Weinke	1998	2
Chris Rix	2003	2
Drew Weatherford	2005	2
Drew Weatherford	2007	2

Career 300-Yard Games

Chris Weinke	1997-00	13
Danny Kanell	1992-95	10
Chris Rix	2001-04	9
Drew Weatherford	2005-07	9
Thad Busby	1993-97	8
Gary Huff	1970-72	7
Charlie Ward	1989-93	6
Peter Tom Willis	1986-89	6
Bill Cappleman	1967-69	5
Kim Hammond	1966-67	4
Christian Ponder	2007-09	4
Casey Weldon	1988-93	2

Rushing Yards in A Season

	Yards	TD
1. Charlie Ward (1992)	504	6
2. Ken McLean (1948)	463	7
3. Nelson Italiano (1950)	424	5
4. Christian Ponder (2008)	423	4
5. Bobby Renn (1957)	417	4

Year-By-Year Passing Leaders

Year	Name	Att	Comp	Int	Yds	TD
1955	Len Swantic	73	37	5	576	2
1956	Lee Corso	59	32	5	369	5
1957	Bobby Renn	54	23	4	263	2
1958	Vic Prinzi	71	40	5	480	7
1959	Joe Majors	168	90	7	1063	7
1960	Ed Trancygier	97	38	10	552	6
1961	Eddie Feely	83	48	3	471	4
1962	Steve Tensi	121	60	2	796	6
1963	Steve Tensi	147	71	9	915	9
1964	Steve Tensi	204	121	10	1681	14
1965	Ed Pritchett	247	110	14	1225	5
1966	Gary Pajcic	232	125	9	1590	8
1967	Kim Hammond	241	140	10	1991	15
1968	Bill Cappleman	287	162	11	2410	25
1969	Bill Cappleman	344	183	18	2467	14
1970	Tommy Warren	190	97	10	1594	11
1971	Gary Huff	327	184	18	2736	23
1972	Gary Huff	385	206	23	2893	25
1973	Billy Sexton	128	51	12	754	4
1974	Ron Coppess	145	78	7	817	2
1975	Clyde Walker	203	117	8	1619	10
1976	Jimmy Black	179	104	9	1535	9
1977	Wally Woodham	154	94	9	1270	8
1978	Jimmy Jordan	199	108	9	1427	14
1979	Jimmy Jordan	180	87	14	1173	13
1980	Rick Stockstill	201	121	8	1377	15
1981	Rick Stockstill	238	122	14	1356	11
1982	Kelly Lowrey	217	113	8	1671	11
1983	Kelly Lowrey	233	131	12	1720	12
1984	Eric Thomas	161	78	4	1218	14
1985	Chip Ferguson	130	70	8	990	11
1986	Danny McManus	112	65	2	872	7
1987	Danny McManus	264	138	9	1964	14
1988	Chip Ferguson	194	122	11	1714	16
1989	Peter Tom Willis	346	211	9	3124	20
1990	Casey Weldon	182	112	4	1600	12
1991	Casey Weldon	313	189	8	2527	22
1992	Charlie Ward	365	204	17	2647	22
1993	Charlie Ward	380	264	4	3032	27
1994	Danny Kanell	380	227	13	2781	17
1995	Danny Kanell	402	257	13	2957	32
1996	Thad Busby	243	134	12	1866	16
1997	Thad Busby	390	235	10	3317	25
1998	Chris Weinke	286	145	10	2487	19
1999	Chris Weinke	377	232	14	3103	25
2000	Chris Weinke	431	266	11	4167	33
2001	Chris Rix	286	165	13	2734	24
2002	Chris Rix	225	118	7	1684	13
2003	Chris Rix	382	216	13	3107	23
2004	Wyatt Sexton	252	139	8	1661	8
2005	Drew Weatherford	469	276	18	3208	18
2006	Drew Weatherford	318	177	11	2154	12
2007	Drew Weatherford	318	181	3	2049	9
2008	Christian Ponder	318	177	13	2006	14
2009	Christian Ponder	330	227	7	2717	14
2010	Christian Ponder	299	184	8	2044	20

All-Time 300-Yard Passing Games

536	Chris Weinke	Duke	2000
521	Chris Weinke	Clemson	2000
508	Bill Cappleman	Memphis State	1969
496	Chris Weinke	Miami	2000
482	Peter Tom Willis	Memphis State	1989
463	Thad Busby	NC State	1997
454	Danny Kanell	Virginia	1995
446	Charlie Ward	Florida	1993
443	Chris Weinke	Georgia Tech	2000
437	Bill Cappleman	South Carolina	1968
427	Danny Kanell	Maryland	1994
422	Peter Tom Willis	Nebraska	1990
421	Danny Kanell	Florida	1994
409	Gary Huff	Houston	1972
399	Thad Busby	Georgia Tech	1997
395	Christian Ponder	North Carolina	2009
395	Charlie Ward	Maryland	1992
394	Chris Rix	Colorado	2003
394	Danny Kanell	Duke	1994
390	Thad Busby	Wake Forest	1997
377	Drew Weatherford	Virginia	2005
375	Danny McManus	Nebraska	1988
374	Gary Huff	Virginia Tech	1971
372	Bill Cappleman	Tulsa	1969
369	Chris Rix	Clemson	2001
369	Kim Hammond	Mississippi State	1967
366	Gary Huff	South Carolina	1971
365	Bill Cappleman	Wake Forest	1968
362	Peter Tom Willis	South Carolina	1989
362	Kim Hammond	Penn State	1967
359	Christian Ponder	Georgia Tech	2009
357	Eric Thomas	Auburn	1984
354	Chris Weinke	Wake Forest	1999

354	Drew Weatherford	Boston College	2007
353	Chris Weinke	Florida	2000
351	Drew Weatherford	Wake Forest	2005
351	Jimmy Black	Southern Miss	1976
351	Bill Cappleman	Houston	1968
350	Chris Rix	Maryland	2001
347	Casey Weldon	Syracuse	1991
347	Gary Huff	Arizona State	1971
346	Danny Kanell	Maryland	1995
345	Chris Rix	Wake Forest	2001
342	Drew Weatherford	The Citadel	2005
342	Danny Kanell	Wake Forest	1995
341	Danny Kanell	Maryland	1993
340	Christian Ponder	Boston College	2009
339	Chris Rix	Wake Forest	2003
339	Drew Weatherford	Duke	2007
338	Chris Weinke	North Carolina	1998
338	Peter Tom Willis	Virginia Tech	1989
338	Chip Ferguson	Oklahoma State	1985
336	Drew Weatherford	Troy	2006
334	Thad Busby	Ohio State	1998
332	Chris Weinke	Miami	1999
332	Thad Busby	Clemson	1997
332	Drew Weatherford	Duke	2007
331	Charlie Ward	Florida	1992
330	Danny Kanell	Virginia	1994
329	Chris Weinke	Virginia Tech	2000
329	Gary Huff	Miami	1972
327	Chris Rix	Notre Dame	2003
326	Drew Weatherford	Boston College	2006
326	Chris Rix	Virginia Tech	2001
325	Drew Weatherford	UCLA	2006
325	Casey Weldon	Florida	1990
325	Gary Huff	Florida	1972
324	Christian Ponder	Jacksonville State	2009
324	Chris Weinke	Wake Forest	2000
324	Peter Tom Willis	Tulane	1989
322	Charlie Ward	Virginia	1993
322	Kelly Lowrey	East Carolina	1983
319	Peter Tom Willis	Florida	1989
318	Chris Weinke	BYU	2000
317	Charlie Ward	Clemson	1993
316	Chris Weinke	Miami	1998
316	Thad Busby	Virginia	1996
314	Kim Hammond	Virginia Tech	1967
313	Joe Majors	Tampa	1959
312	Jimmy Jordan	LSU	1979
312	Gary Pajcic	Virginia Tech	1966
310	Danny Kanell	NC State	1995
308	Thad Busby	Maryland	1997
305	Casey Weldon	Florida	1991
304	Chris Weinke	Maryland	1999
304	Thad Busby	Clemson	1996
303	Charlie Ward	North Carolina	1993
303	Steve Tensi	Oklahoma	1965
302	Chris Rix	NC State	2001
302	Chris Weinke	Clemson	1998
302	Thad Busby	Southern Mississippi	1996
302	Danny Kanell	Georgia Tech	1995
302	Kim Hammond	Memphis State	1967
301	Peter Tom Willis	LSU	1989
300	Gary Huff	Kansas	1971

TEAM RECORDS

Single-Game

Most Passes Attempted	68	vs. Virginia 11/2/95
Most Passes Attempted Both Teams	109	vs. Maryland 11/18/95
Most Passes Completed	40	vs. Florida, 11/26/94
Most Passes Completed Both Teams	81	vs. Maryland 11/18/95
Highest Percentage Completed	82.5 (33-40)	vs. North Carolina (Min. 20 atts.) 10/22/09
Most Interceptions Thrown	7	vs. S Carolina 11/10/84
Most Yards Gained	536	vs. Duke 10/14/00
Most Yards Gained Both Teams	895	vs. Miami 10/9/10
Touchdown Passes	7	vs. NC State 9/16/95

Single-Season

Most Passes Attempted	526	2005
Most Passes Completed	327	1993
Highest Average Per Attempt	8.91	1989 (3,448-387)
Highest Average Per Completion	16.3	1984 (1,938-119)
Most Yards	4,608	2000
Most Yards Per Game	384.0	2000 (4,608-12)
Highest Completion Percentage	82.5	2009 (33-40)
Most TD Passes	37	1993
Highest Passing Efficiency	163.73	2000



PASSING RECORDS

300-YARD PASSING BY PLAYER

Chris Weinke (14):

536 Yds.	Duke, 2000
521 Yds.	Clemson, 2000
496 Yds.	Miami, 2000
443 Yds.	Georgia Tech, 2000
354 Yds.	Wake Forest, 1999
353 Yds.	Florida, 2000
338 Yds.	North Carolina, 1996
332 Yds.	Miami, 1999
329 Yds.	Virginia Tech, 2000
324 Yds.	Wake Forest, 2000
318 Yds.	BYU, 2000
316 Yds.	Miami, 1998
304 Yds.	Maryland, 1999
302 Yds.	Clemson, 1998

Danny Kanell (10):

454 Yds.	Virginia, 1995
427 Yds.	Maryland, 1994
421 Yds.	Florida, 1994
394 Yds.	Duke, 1994
346 Yds.	Maryland, 1995
342 Yds.	Wake Forest, 1995
341 Yds.	Maryland, 1993
330 Yds.	Virginia, 1994
310 Yds.	NC State, 1995
302 Yds.	Georgia Tech, 1995

Thad Busby (9):

463 Yds.	NC State, 1997
399 Yds.	Georgia Tech, 1997
390 Yds.	Wake Forest, 1997
334 Yds.	Ohio State, 1998
332 Yds.	Clemson, 1997
316 Yds.	Virginia, 1996
308 Yds.	Maryland, 1997
304 Yds.	Clemson, 1996
302 Yds.	Southern Miss, 1996

Chris Rix (9):

394 Yds.	Colorado, 2003
369 Yds.	Clemson, 2001
350 Yds.	Maryland, 2001
345 Yds.	Wake Forest, 2001
339 Yds.	Wake Forest, 2003
327 Yds.	Notre Dame, 2003
326 Yds.	Virginia Tech, 2001
305 Yds.	NC State, 2001
302 Yds.	NC State, 2001

Drew Weatherford (9):

377 Yds.	Virginia, 2005
354 Yds.	Boston College, 2007
351 Yds.	Wake Forest, 2005
342 Yds.	The Citadel, 2005
339 Yds.	Duke, 2007
336 Yds.	Troy, 2006

332 Yds.	UAB, 2007
326 Yds.	Boston College, 206
325 Yds.	UCLA, 2006

Gary Huff (7):

409 Yds.	Houston, 1972
374 Yds.	Virginia Tech, 1971
366 Yds.	South Carolina, 1971
347 Yds.	Arizona State, 1971
329 Yds.	Miami, 1972
325 Yds.	Florida, 1972
300 Yds.	Kansas, 1971

Peter Tom Willis (7):

482 Yds.	Memphis St., 1989
422 Yds.	Nebraska, 1990
362 Yds.	South Carolina, 1989
338 Yds.	Virginia Tech, 1989
324 Yds.	Tulane, 1989
319 Yds.	Florida, 1989
301 Yds.	LSU, 1989

Charlie Ward (6):

446 Yds.	Florida, 1993
395 Yds.	Maryland, 1992
331 Yds.	Florida, 1992
322 Yds.	Virginia, 1993
317 Yds.	Clemson, 1993
303 Yds.	North Carolina, 1993

Bill Cappleman (5):

508 Yds.	Memphis State, 1969
437 Yds.	South Carolina, 1968
372 Yds.	Tulsa, 1969
365 Yds.	Wake Forest, 1968
351 Yds.	Houston, 1968

Kim Hammond (4):

369 Yds.	Mississippi State, 1967
362 Yds.	Penn State, 1967
314 Yds.	Virginia Tech, 1967
302 Yds.	Memphis State, 1967

Christian Ponder (4):


395 Yds.	North Carolina, 2009
359 Yds.	Georgia Tech, 2009
340 Yds.	Boston College, 2009
324 Yds.	Jacksonville State, 2009

Casey Weldon (3):

347 Yds.	Syracuse, 1991
325 Yds.	Florida, 1990
305 Yds.	Florida, 1991

Eric Thomas (1):

357 Yds.	Auburn, 1984
----------	--------------



Danny Kanell

STARTING QB RECORDS (since 1980)

By Wins

Chris Weinke	(97-00)	32-3	.914
Chris Rix	(01-04)	28-11	.718
Christian Ponder	(07-10)	23-13	.638
Charlie Ward	(89-93)	22-2	.917
Thad Busby	(96-97)	21-2	.913
Danny Kanell	(92-95)	21-3-1	.860
Drew Weatherford	(05-07)	20-13	.606
Danny McManus	(83-87)	19-3	.864
Casey Weldon	(88-91)	16-2	.889
Rick Stockstill	(77, 79-81)	15-5	.750
Kelly Lowery	(79-83)	12-6	.667
Peter Tom Willis	(86-89)	11-2	.846
Eric Thomas	(81-85)	10-1-1	.875

By Percentage

Charlie Ward	(89-93)	22-2	.917
Chris Weinke	(97-00)	32-3	.914
Thad Busby	(96-97)	21-2	.913
Casey Weldon	(88-91)	16-2	.889
Danny Kanell	(92-95)	21-3	.875
Eric Thomas	(81-85)	10-1-1	.875
Danny McManus	(83-87)	19-3	.864
Peter Tom Willis	(86-89)	11-2	.846
Rick Stockstill	(77, 79-81)	15-5	.750
Chris Rix	(01-04)	28-11	.718
Kelly Lowery	(79-83)	12-6	.667
Christian Ponder	(07-10)	23-13	.638
Drew Weatherford	(05-07)	20-13	.606

(minimum 10 wins)

SEASON RECORDS

Most Attempts

1.	526 in 2005
2.	469 in 1993
3.	465 in 1995
4.	441 in 1994
5.	440 in 1997
6.	439 in 2006
7.	438 in 2003
8.	437 in 2009
9.	423 in 1999
10.	419 in 2002
11.	402 in 2004

Most Times Intercepted

1.	23 in 1972
2.	21 in 1973
	21 in 1967
	21 in 1954
5.	19 in 2005
6.	18 in 1998
	18 in 1994
	18 in 1988
	18 in 1981
10.	17 in 1992
	17 in 1999

Most Completions

1.	327 in 1993
2.	303 in 2005
3.	297 in 1995
4.	296 in 2009
5.	290 in 2000
6.	264 in 1994
7.	262 in 1997
8.	250 in 1999
	250 in 2010
10.	249 in 2003
11.	239 in 2006
12.	234 in 1991

Most Yards

1.	4608 in 2000
2.	3909 in 1993
3.	3740 in 1997
4.	3674 in 2005
5.	3616 in 1995
6.	3534 in 2009
7.	3505 in 2003
8.	3448 in 1989
9.	3332 in 1999
10.	3234 in 1994
11.	3114 in 1991

Highest Completion Percentage

1.	69.7 in 1993
2.	67.7 in 2009
3.	63.9 in 1995
4.	63.8 in 1990
5.	62.9 in 2010
6.	61.8 in 2000
7.	60.0 in 1991
8.	59.9 in 1994
9.	59.5 in 1997
	59.5 in 1999
11.	59.4 in 1989
12.	59.2 in 2005

Most Yards Per Game

1.	384.0 in 2000
2.	340.0 in 1997
3.	328.7 in 1995
4.	325.8 in 1993
5.	313.5 in 1989
6.	294.0 in 1994
7.	284.4 in 1968
8.	282.6 in 2005
9.	282.1 in 1999
10.	271.8 in 2009



Chris Weinke

RUSHING RECORDS

Longest TD Runs

1.	97 yards, Larry Key vs. Virginia Tech	1976
2.	95 yards, Sammie Smith vs. Furman	1987
3.	90 yards, Chris Thompson vs. Miami	2010
4.	88 yards, Sean Jackson vs. Wake Forest	1992
5.	87 yards, Travis Minor vs. Virginia	1997
6.	85 yards, Rock Preston vs. Duke	1995
7.	83 yards, Sammie Smith vs. East Carolina	1987
	83 yards, Chris Thompson vs. BYU	2010
9.	82 yards, Davy Ford vs. Clemson	2000
10.	81 yards, Greg Allen vs. Arizona State	1984
	81 yards, Fred Pickard vs. Virginia Tech	1957
12.	80 yards, Antone Smith vs. Duke	2006
	80 yards, Warrick Dunn vs. Miami	1996
	80 yards, Phil Spooner vs. Houston	1965
15.	78 yards, Buck Melts vs. Stetson	1964
16.	77 yards, Jessie Hester vs. Miami	1984
17.	74 yards, Bobby McKinnon vs. Memphis State	1973

Longest Non-TD Runs

1.	84 yards, Clyde Allen vs. Maryland	1992
2.	78 yards, LeRoy Butler vs. Clemson	1988
3.	76 yards, Roy Thompson vs. Stetson	1951
4.	74 yards, Dexter Carter vs. Memphis State	1987
5.	66 yards, Greg Allen vs. Louisiana State	1981
6.	65 yards, Dennis McKinnon vs. West Virginia	1982
	Wayne Giardino vs. Oklahoma (Gator Bowl)	1965
8.	64 yards, Greg Jones vs. Clemson	2002
	Sammie Smith vs. Miami	1987
	Nelson Italiano vs. Troy State	1951
11.	63 yards, Lawrence Dawsey vs. Memphis State	1990

Single-Game Yards

1.	Greg Allen	Western Carolina	1981	322
2.	Sammie Smith	East Carolina	1987	244
3.	Greg Allen	Arizona State	1984	223
4.	Sammie Smith	Tulane	1988	212
	Victor Floyd	South Carolina	1985	212
6.	Sammie Smith	Indiana (All-American Bowl)	1986	205
7.	Greg Allen	Louisiana State	1981	202
8.	Greg Allen	Louisiana State	1983	201
	Tony Smith	Oklahoma State	1982	201
10.	Leon Washington	West Virginia	2004	195
11.	Greg Jones	Miami	2002	189
	Sammie Smith	Miami	1987	189
13.	Sam Platt	Memphis State	1980	188
14.	Jermaine Thomas	NC State	2009	186
15.	Warrick Dunn	Florida	1996	185
16.	Warrick Dunn	Miami	1995	184
17.	Warrick Dunn	Clemson	1995	180
18.	Warrick Dunn	Georgia Tech	1994	174
19.	Greg Jones	Virginia	2002	173
	Greg Allen	Louisville	1982	173
21.	Larry Key	Auburn	1977	170

Season Yards

1.	Warrick Dunn, 1995	166	1242
2.	Sammie Smith, 1987	172	1230
3.	Warrick Dunn, 1996	189	1180
4.	Greg Allen, 1983	200	1134
5.	Warrick Dunn, 1994	152	1026
6.	Larry Key, 1977	239	1117
7.	Mark Lyles, 1979	225	1011
8.	Leon Washington, 2004	132	988
9.	Sam Platt, 1980	224	983
10.	Amp Lee, 1991	186	977
11.	Greg Allen, 1984	133	971
12.	Lorenzo Booker, 2004	173	948
13.	Hodges Mitchell, 1972	192	944
14.	Greg Jones, 2002	161	938

Career Yards

1.	Warrick Dunn (93-96)	575	3959
2.	Greg Allen (81-84)	624	3769
3.	Travis Minor (97-00)	664	3218
4.	Larry Key (74-77)	625	2953
5.	Sammie Smith (85-88)	411	2539
6.	Greg Jones (00-03)	480	2535
7.	Lorenzo Booker (03-06)	477	2389
8.	Antone Smith (05-08)	493	2255
9.	Mark Lyles (76-79)	515	2218
10.	Sean Jackson (90-93)	347	2133
11.	Amp Lee (89-91)	405	2092
12.	Leon Washington (01-05)	369	2078
13.	Jermaine Thomas (08-10)	318	1804
14.	Dexter Carter (86-89)	327	1788
15.	Lorenzo Booker (02-06)	354	1773

Season Rushing Touchdowns

1.	Greg Allen, 1982	20
2.	Amp Lee, 1990	16
3.	Dayne Williams, 1987	15
	Antone Smith, 2008	15
5.	Warrick Dunn, 1995	13
	Greg Allen, 1983	13
7.	Warrick Dunn, 1996	12
	Pooh Bear Williams, 1995	12
9.	Zack Crockett, 1994	11
	Amp Lee, 1991	11
11.	William Floyd, 1992	9
	Rock Preston, 1994	9
	Travis Minor, 1997	9
	Jermaine Thomas, 2009	9
15.	Greg Jones, 2002	8
	Dexter Carter, 1989	8
	Greg Allen, 1984	8
	Greg Allen, 1983	8
	Kelly Lowrey, 1983	8
	Mark Lyles, 1979	8
	Jim Mankins, 1966	8

Career Rushing Touchdowns

1.	Greg Allen (81-84)	44
2.	Warrick Dunn (93-96)	37
3.	Amp Lee (89-91)	30
4.	Travis Minor (97-00)	28
5.	Antone Smith (05-08)	26
6.	Dayne Williams (86-88)	24
7.	Greg Jones (00-03)	23
8.	Mark Lyles (76-79)	20
9.	Jermaine Thomas (08-10)	18
10.	Rock Preston (94-96)	17
	Pooh Bear Williams (93, 95-96)	17
	Dexter Carter (86-89)	17
13.	William McCray (97-01)	16
	William Floyd (91-93)	16
15.	Lorenzo Booker (03-06)	15
	Sammie Smith (86-88)	15

True Freshman Rushing Leaders - Single Season

1.	Greg Allen (1981)	888
2.	Roosevelt Snipes (1983)	629
3.	Travis Minor (1997)	623
4.	Larry Key (1974)	602
5.	Warrick Dunn (1993)	511

Year-By-Year Rushing Leaders

Year	Name	No	Yds	Avg	TD
1955	Lee Corso	111	431	3.9	3
1956	Bobby Renn	105	596	5.7	2
1957	Fred Pickard	86	463	5.4	2
1958	Fred Pickard	122	615	5.0	4
1959	Fred Pickard	131	481	3.7	4
1960	Bud Whitehead	81	293	3.6	2
1961	Keith Kindermann	81	385	4.8	1
1962	Gene Roberts	75	299	4.0	0
1963	Dave Snyder	107	500	4.7	3
1964	Phil Spooner	136	516	3.8	5
1965	Jim Mankins	85	326	3.8	1
1966	Bill Moremen	123	480	3.9	7
1967	Bill Moremen	94	439	4.7	5
1968	Tom Bailey	116	570	4.9	2
1969	Tom Bailey	144	630	4.4	2
1970	Tom Bailey	121	514	4.2	2
1971	Paul Magalski	106	516	4.9	3
1972	Hodges Mitchell	192	944	4.9	3
1973	Hodges Mitchell	171	669	3.9	2
1974	Larry Key	123	602	4.9	3
1975	Leon Bright	162	675	4.2	3
1976	Larry Key	144	712	4.9	4
1977	Larry Key	239	1117	4.7	3
1978	Homes Johnson	183	817	4.5	4
1979	Mark Lyles	225	1011	4.5	8
1980	Sam Platt	224	983	4.4	6
1981	Greg Allen	139	888	6.4	3
1982	Ricky Williams	134	857	6.4	3
1983	Greg Allen	200	1134	5.7	13
1984	Greg Allen	133	971	7.3	8
1985	Tony Smith	111	678	6.1	4
1986	Victor Floyd	129	654	5.1	6
1987	Sammie Smith	172	1230	7.1	7
1988	Sammie Smith	108	577	5.3	4
1989	Dexter Carter	131	684	5.2	8
1990	Amp Lee	158	825	5.2	16
1991	Amp Lee	186	1177	5.3	11
1992	Tiger McMillon	116	579	5.0	3
1993	Sean Jackson	134	825	6.2	5
1994	Warrick Dunn	152	1026	6.8	8
1995	Warrick Dunn	166	1242	7.5	13
1996	Warrick Dunn	189	1180	6.2	12

1997	Travis Minor	112	623	5.6	9
1998	Travis Minor	191	857	4.9	7
1999	Travis Minor	180	815	4.5	7
2000	Travis Minor	181	923	5.1	5
2001	Greg Jones	134	713	5.3	6
2002	Greg Jones	161	938	5.8	8
2003	Greg Jones	144	618	4.3	7
2004	Leon Washington	138	951	6.9	7
2005	Lorenzo Booker	119	552	4.6	4
2006	Lorenzo Booker	143	616	4.3	4
2007	Antone Smith	192	819	4.3	3
2008	Antone Smith	177	792	4.5	15
2009	Jermaine Thomas	163	832	5.1	9
2010	Chris Thompson	134	845	6.3	6

All-Time 100-Yard Rushing Games

322	Greg Allen	W Carolina	1981
244	Sammie Smith	East Carolina	1987
223	Greg Allen	Arizona State	1984
212	Sammie Smith	Tulane	1988
212	Victor Floyd	South Carolina	1985
205	Sammie Smith	Indiana	1986
202	Greg Allen	LSU	1981
201	Tony Smith	Oklahoma State	1985
201	Greg Allen	LSU	1983
195	Leon Washington	West Virginia	2004
189	Greg Jones	Miami	2002
189	Sammie Smith	Miami	1987
188	Sam Platt	Memphis State	1980
186	Jermaine Thomas	NC State	2009
185	Warrick Dunn	Florida	1996
184	Warrick Dunn	Miami	1995
180	Warrick Dunn	Clemson	1995
176	Sammie Smith	Furman	1987
174	Warrick Dunn	Georgia Tech	1994
173	Greg Jones	Virginia	2002
173	Greg Allen	Louisville	1982
170	Larry Key	Auburn	1977
165	Greg Jones	Clemson	2002
165	Rock Preston	Notre Dame	1994
164	Leon Washington	Syracuse	2004
163	Warrick Dunn	Miami	1996
163	Warrick Dunn	Notre Dame	1994
163	Keith Ross	South Carolina	1985
162	Warrick Dunn	Wake Forest	1994
161	Buddy Strauss	Mississippi College	1949
160	Greg Jones	Clemson	2001
158	Chris Thompson	Miami	2010
158	Chris Parker	East Carolina	1988
156	Antone Smith	Kentucky	2007
157	Travis Minor	Virginia	1997
155	Mike Davison	Tulsa	1972
154	Antone Smith	Colorado	2008
154	Greg Allen	East Carolina	1983
154	Larry Key	Virginia Tech	1976
153	Leon Washington	North Carolina	2004
152	Homes Johnson	Virginia Tech	1978
152	Mike Sellers	Sal Ross State	1951
151	Roosevelt Snipes	South Carolina	1984
151	Roosevelt Snipes	UT-Chattanooga	1984
151	Mark Lyles	Florida	1979
150	Bobby Renn	Abilene Christian	1957
149	Jermaine Thomas	Wake Forest	2009
149	Art Munroe	Southern Miss	1971
147	Chris Thompson	South Carolina	2010
147	Amp Lee	Florida	1990
147	Tony Smith	Tulsa	1985
146	Antone Smith	Duke	2007
146	Travis Minor	Miami	1999
146	Travis Minor	Texas A&M	1998
146	Ken MacLean	Cumberland	1948
145	Greg Allen	Louisville	1983
144	Christian Ponder	Miami	2008
143	Warrick Dunn	North Carolina	1995
143	Greg Allen	Memphis State	1984
143	Larry Key	Florida	1977
142	Travis Minor	Florida	1997
142	Dexter Carter	Miami	1989
142	Sammie Smith	Southern Miss	1987
142	Victor Floyd	Louisville	1987
142	Mark Lyles	Cincinnati	1979
142	Phil Spooner	Houston	1965
142	Keith Kinderman	Richmond	1961
141	Bobby Fiveash	Tampa	1953
140	Ricky Williams	Louisville	1982
138	Tiger McMillon	Virginia	1992
138	Leon Bright	Utah State	1975
138	Hodges Mitchell	Virginia Tech	1972
137	Antone Smith	Rice	2006
135	Dexter Carter	Memphis State	1987
135	Greg Allen	Temple	1984
135	Ricky Williams	Notre Dame	1981
135	Homes Johnson	Syracuse	1978



RUSHING RECORDS

134	Leon Washington	Florida	2002
133	Preston Parker	Maryland	2007
133	Jeff Chaney	Maryland	1998
133	Warrick Dunn	Clemson	1994
133	Greg Allen	Kansas	1984
133	Fred Pickard	Tennessee	1958
133	Roy Thompson	Wofford	1951
132	Tony Smith	Kansas	1985
132	Mark Lyles	South Carolina	1979
132	Buddy Strauss	Wofford	1950
131	Warrick Dunn	Virginia	1996
131	Hodges Mitchell	Mississippi State	1972
131	Tom Bailey	Mississippi State	1969
130	Jermaine Thomas	Georgia Tech	2008
130	Lorenzo Booker	Duke	2004
130	Travis Minor	Virginia	1998
130	Sam Platt	East Carolina	1980
130	Hodges Mitchell	Kansas	1972
130	Bobby Renn	Furman	1958
130	Mike Sellers	Howard	1950
129	Travis Minor	NC State	2000
128	Travis Minor	North Carolina	1997
127	Travis Minor	Florida	1998
127	Chris Parker	Louisiana Tech	1988
127	Larry Key	Oklahoma State	1977
126	Rock Preston	Duke	1995
126	Larry Green	Memphis State	1967
125	Greg Allen	Cincinnati	1983
125	Phil Spooner	Oklahoma	1965
124	Warrick Dunn	Duke	1995
124	Larry Key	Memphis State	1974
124	Bobby Renn	Villanova	1956
123	Chris Thompson	BYU	2010
123	Lorenzo Booker	Virginia	2004
123	Zack Crockett	Maryland	1994
123	Sam Platt	Pittsburgh	1980
123	Michael Whiting	Florida	1979
123	Larry Key	Alabama	1974
122	Jermaine Thomas	Virginia	2010
122	Nick Maddox	Georgia Tech	2002
122	Nick Maddox	Wake Forest	2002
122	Travis Minor	Georgia Tech	1999
122	Warrick Dunn	NC State	1994
122	Amp Lee	Michigan	1991
122	Wyatt Parrish	Troy State	1949
121	Jermaine Thomas	West Virginia	2009
121	Leon Washington	NC State	2003
121	Warrick Dunn	Georgia Tech	1996
121	Warrick Dunn	Florida	1995
121	Warrick Dunn	North Carolina	1994
121	Roosevelt Snipes	Cincinnati	1983
120	Greg Jones	Virginia Tech	2001
120	Travis Minor	Louisville	2000
120	Larry Key	Kansas State	1977
119	Jermaine Thomas	Clemson	2009
119	Sean Jackson	South Carolina	1990
119	Sean Jackson	Texas A&M	1990
119	Dexter Carter	Virginia Tech	1988
119	Sammie Smith	Louisville	1987
119	Bobby Renn	Furman	1956
118	Dexter Carter	So Mississippi	1989
118	Mark Lyles	Louisville	1979
117	Hodges Mitchell	South Carolina	1972
117	Larry Brinkley	Virginia Tech	1963
116	Sean Jackson	Wake Forest	1993
116	Sammie Smith	Florida	1987
116	Sammie Smith	Florida	1986
115	Lorenzo Booker	Rice	2006
115	Sammie Smith	Auburn	1989
115	Victor Floyd	South Carolina	1986
115	Greg Allen	Tulane	1983
114	Antone Smith	Miami	2007
114	Tony Smith	Western Carolina	1985
114	Cletis Jones	Kansas	1984
114	Tom Bailey	Miami	1970
113	Greg Jones	Iowa State	2002
113	Greg Allen	East Carolina	1984
113	Sam Platt	Tulsa	1980
113	Paul Magalski	Tulsa	1971
113	Tom Bailey	South Carolina	1969
113	Tom Bailey	Virginia Tech	1969
113	Bill Gunter	South Carolina	1967
112	Lorenzo Booker	Clemson	2005
112	Travis Minor	North Carolina	2000
112	Warrick Dunn	Wake Forest	1995
112	Amp Lee	Tulane	1991
112	Amp Lee	LSU	1991
112	Sean Jackson	Georgia Southern	1990
111	Charlie Ward	Maryland	1992
111	Dexter Carter	Florida	1987
111	Sammie Smith	Tulane	1987
111	Greg Allen	Tulane	1984
111	Cletis Jones	UT-Chattanooga	1984

111	Paul Magalski	South Carolina	1969
111	Jim Mankins	Texas Tech	1966
111	Buck Melts	VMI	1953
111	Wyatt Parrish	Cumberland	1948
110	Amp Lee	Auburn	1989
110	Victor Floyd	Louisville	1986
110	Ricky Williams	Florida	1982
110	Larry Key	Memphis State	1977
110	Mike Sellers	Randolph-Macon	1950
110	Nelson Italiano	Newberry College	1950
109	Warrick Dunn	Maryland	1996
109	Sammie Smith	Florida	1988
109	Roosevelt Snipes	Louisville	1983
109	Greg Allen	Miami	1981
109	Ricky Williams	Boston College	1980
109	Stan Dobosz	Furman	1952
108	Ty Jones	NC State	2010
108	Warrick Dunn	NC State	1996
108	Roosevelt Snipes	Florida	1984
108	Sam Platt	Virginia Tech	1980
108	Jeff Leggett	Auburn	1976
108	Lee Corso	NC State	1956
108	Mike Sellers	Tampa	1950
107	Ty Jones	Samford	2010
107	Greg Jones	Virginia	2001
107	Sean Jackson	Duke	1993
107	Amp Lee	Virginia Tech	1991
107	Sam Platt	Louisville	1980
107	Lee Corso	Villanova	1955
106	Greg Jones	Maryland	2002
106	Amp Lee	Syracuse	1991
106	Roosevelt Snipes	South Carolina	1983
106	Michael Whiting	Western Carolina	1981
105	Larry Key	Clemson	1975
105	Leon Bright	Miami	1974
105	Tom Bailey	Wake Forest	1968
105	Fred Pickard	Virginia Tech	1957
104	Leon Washington	UAB	2004
104	Warrick Dunn	Maryland	1994
104	Greg Allen	Ohio State	1982
104	Larry Key	Houston	1975
104	Paul Magalski	Pittsburgh	1971
104	Paul Magalski	Tulsa	1971
104	Lee Corso	Ohio University	1956
104	Bobby Renn	Auburn	1956
103	Clyde Allen	Maryland	1992
103	Keith Ross	Western Carolina	1985
103	Roosevelt Snipes	Auburn	1984
103	Art Munroe	Mississippi State	1969
103	Jim Mankins	Texas Tech	1966
103	Billy Odom	The Citadel	1955
102	Travis Minor	Clemson	2000
102	Travis Minor	Wake Forest	1998
102	Amp Lee	East Carolina	1990
102	Jessie Hester	Miami	1984
102	Leon Bright	Texas Tech	1975
102	Hodges Mitchell	Colorado State	1972
101	Lorenzo Booker	West Virginia	2004
101	Greg Jones	Georgia Tech	2001
101	Khalid Abdullah	Wake Forest	1995
101	Warrick Dunn	NC State	1995
101	Sean Jackson	Nebraska	1993
101	Sean Jackson	NC State	1992
101	Hodges Mitchell	San Diego State	1973
101	Dave Snyder	Furman	1963
101	Keith Kinderman	Georgia	1961
101	Wyatt Parrish	Tampa	1949
100	Travis Minor	Clemson	1999
100	Warrick Dunn	Central Florida	1995
100	Roosevelt Snipes	Auburn	1983
100	Mark Lyles	Pittsburgh	1978
100	Mark Lyles	Florida	1978
100	Mike Davison	Mississippi State	1972
100	Fred Pickard	Tampa	1957
100	Fred Pickard	Georgia	1959
100	Bobby Fiveash	Abilene Christian	1953



Antone Smith

INDIVIDUAL RECORDS

Most Rushes

Game:	34, Travis Minor vs. Texas A&M, Aug. 28, 1998
Season:	239, Larry Key, 1977
Career:	664, Travis Minor, 1997-2000

Most Yards Gained (Season)

By a Freshman:	888, Greg Allen, 1981
By a Sophomore:	1,230, Sammie Smith, 1987
By a Junior:	1,242, Warrick Dunn, 1995
By a Senior:	1,180, Warrick Dunn, 1996

Consecutive 100-Yard Games

Career:	6, Warrick Dunn, 1995
---------	-----------------------

Most Games Gaining 200 Yards

Season:	2, Greg Allen, 1981
Career:	4, Greg Allen, 1981-84

Most Games Gaining 300 Yards

Season:	1, Greg Allen, 1981
Career:	1, Greg Allen, 1981

Highest Average Per Rush

Game:	(Min. 10 atts.) - 15.0 (12-180), Warrick Dunn vs. Clemson, Sept. 9, 1995;
	(Min. 20 atts.) - 10.1 (22-223), Greg Allen vs. Arizona State, Nov. 4, 1984

Season:	(Min. 100 atts.) - 7.5 (166-1,242), Warrick Dunn, 1995
---------	--

Career:	(Min. 200 atts.) - 6.9 (575-3,959), Warrick Dunn, 1993-96
---------	---

Most Touchdowns Rushing

Game:	4, Antone Smith vs. Miami, Oct. 4, 2008
	4, Greg Allen vs. South Carolina, Nov. 6, 1982 and vs. Louisville, Nov. 13, 1982

Season:	20, Greg Allen, 1982
Career:	44, Greg Allen, 1981-84

Longest Rush

Game:	97, Larry Key vs. Virginia Tech, Nov. 11, 1976
-------	--

Most All-Purpose Yardage

Game:	417, Greg Allen vs. Western Carolina, Oct. 31, 1981
-------	---

Season:	1,605, Greg Allen, 1982
Career:	5,321, Warrick Dunn, 1993-96

TEAM RECORDS - OFFENSE

Single-Game

Most Rushes	81	vs. East Carolina	9/20/80
Most Rushes, Both Teams	120	vs. Oklahoma	9/25/76
Most Yards	479	vs. W Carolina	10/31/81
Most Yards, Both Teams	706	vs. Louisville	11/13/82
Most Touchdowns	7	vs. East Carolina	9/20/80
		vs. Cincinnati	11/10/90

Single-Season

Most Yards	3,021	1984
Most Yards Per Game	274.6	1984 (3,021-11)
Highest Average Per Play	5.8	1995 (2,696-420)
Most Touchdowns	35	1995



RUSHING RECORDS

100-YARD RUSHING GAMES BY PLAYER

Warrick Dunn (21):

185 Yds.	Florida, 1996
184 Yds.	Miami, 1995
180 Yds.	Clemson, 1995
174 Yds.	Georgia Tech, 1994
163 Yds.	Miami, 1996
163 Yds.	Notre Dame, 1994
162 Yds.	Wake Forest, 1994
143 Yds.	North Carolina, 1995
133 Yds.	Clemson, 1994
131 Yds.	Virginia, 1996
124 Yds.	Duke, 1995
122 Yds.	NC State, 1994
121 Yds.	Georgia Tech, 1996
121 Yds.	Florida, 1995
121 Yds.	North Carolina, 1994
112 Yds.	Wake Forest, 1995
109 Yds.	Maryland, 1996
108 Yds.	NC State, 1996
104 Yds.	Maryland, 1994
101 Yds.	NC State, 1995
100 Yds.	Central Florida, 1995

Greg Allen (16):

322 Yds.	Western Carolina, 1981
223 Yds.	Arizona State, 1984
202 Yds.	LSU, 1981
201 Yds.	LSU, 1983
173 Yds.	Louisville, 1982
154 Yds.	East Carolina, 1983
145 Yds.	Louisville, 1983
143 Yds.	Memphis State, 1984
135 Yds.	Temple, 1984
133 Yds.	Kansas, 1984
125 Yds.	Cincinnati, 1983
115 Yds.	Tulane, 1983
113 Yds.	East Carolina, 1984
111 Yds.	Tulane, 1984
109 Yds.	Miami, 1981
104 Yds.	Ohio State, 1982

Travis Minor (14):

157 Yds.	Virginia, 1997
146 Yds.	Miami, 1999
146 Yds.	Texas A&M, 1998
142 Yds.	Florida, 1997
130 Yds.	Virginia, 1998
129 Yds.	NC State, 2000
128 Yds.	North Carolina, 1997
127 Yds.	Florida, 1998
122 Yds.	Georgia Tech, 1999
120 Yds.	Louisville, 2000
112 Yds.	North Carolina, 2000
102 Yds.	Clemson, 2000
102 Yds.	Wake Forest, 1998
100 Yds.	Clemson, 1999

Sammie Smith (12):

244 Yds.	East Carolina, 1987
212 Yds.	Tulane, 1988
205 Yds.	Indiana, 1986
189 Yds.	Miami, 1987
176 Yds.	Furman, 1987
142 Yds.	Southern Miss, 1987
119 Yds.	Louisville, 1987
116 Yds.	Florida, 1987
116 Yds.	Florida, 1986
115 Yds.	Auburn, 1989
111 Yds.	Tulane, 1987
109 Yds.	Florida, 1988

Larry Key (10):

170 Yds.	Auburn, 1977
154 Yds.	Virginia Tech, 1976
143 Yds.	Florida, 1977
127 Yds.	Oklahoma State, 1977
124 Yds.	Memphis State, 1974
123 Yds.	Alabama, 1974
120 Yds.	Kansas State, 1977
110 Yds.	Memphis State, 1977
105 Yds.	Clemson, 1975
104 Yds.	Houston, 1975

Greg Jones (9):

189 Yds.	Miami, 2002
173 Yds.	Virginia, 2002
165 Yds.	Clemson, 2002
160 Yds.	Clemson, 2001
120 Yds.	Virginia Tech, 2000
113 Yds.	Iowa State, 2002
107 Yds.	Virginia, 2001
106 Yds.	Maryland, 2002
101 Yds.	Georgia Tech, 2001

Roosevelt Snipes (8):

151 Yds.	South Carolina, 1984
151 Yds.	UT-Chattanooga, 1984
121 Yds.	Cincinnati, 1983
109 Yds.	Louisville, 1983
108 Yds.	Florida, 1984
106 Yds.	South Carolina, 1983
103 Yds.	Auburn, 1984
100 Yds.	Auburn, 1983

Amp Lee (8):

147 Yds.	Florida, 1990
122 Yds.	Michigan, 1991
112 Yds.	Tulane, 1991
112 Yds.	LSU, 1991
110 Yds.	Auburn, 1989
107 Yds.	Georgia Tech, 1991
106 Yds.	Syracuse, 1991
102 Yds.	East Carolina, 1990

Sam Platt (6):

188 Yds.	Memphis State, 1980
130 Yds.	East Carolina, 1980
123 Yds.	Pittsburgh, 1980
113 Yds.	Tulsa, 1980
108 Yds.	Virginia Tech, 1980
107 Yds.	Louisville, 1980

Leon Washington (6):

195 Yds.	West Virginia, 2004
164 Yds.	Syracuse, 2004
153 Yds.	North Carolina, 2004
134 Yds.	Florida, 2002
121 Yds.	NC State, 2003
104 Yds.	UAB, 2004

Mark Lyles (6):

151 Yds.	Florida, 1979
142 Yds.	Cincinnati, 1979
132 Yds.	South Carolina, 1979
118 Yds.	Louisville, 1979
100 Yds.	Pittsburgh, 1978
100 Yds.	Florida, 1978

Lorenzo Booker (5):

130 Yds.	Duke, 2004
123 Yds.	Virginia, 2004
115 Yds.	Rice, 2006
112 Yds.	Clemson, 2005
101 Yds.	West Virginia, 2004

Bobby Renn (5):

150 Yds.	Abilene Christian, 1957
130 Yds.	Furman, 1958
124 Yds.	Villanova, 1956
119 Yds.	Furman, 1956
104 Yds.	Auburn, 1956

Antone Smith (5):

156 Yds.	Kentucky, 2007
154 Yds.	Colorado, 2008
146 Yds.	Duke, 2007
137 Yds.	Rice, 2006
114 Yds.	Miami, 2007

Jermaine Thomas (6):

186 Yds.	NC State, 2009
149 Yds.	Wake Forest, 2009
130 Yds.	Georgia Tech, 2008
122 Yds.	Virginia, 2010
121 Yds.	West Virginia, 2009
119 Yds.	Clemson, 2009

SEASON RECORDS

First Downs Rushing

1.	152 in 1987
2.	149 in 1993
3.	146 in 1984
4.	143 in 2002
5.	140 in 1983
6.	137 in 1980
7.	135 in 1991
8.	122 in 1992
9.	120 in 2010
10.	118 in 1985
	118 in 2009

Most Rushing Plays

1.	603 in 1980
2.	571 in 1984
3.	562 in 2002
4.	530 in 1987
5.	519 in 1975
6.	518 in 1983
7.	515 in 1998
	515 in 1953
9.	507 in 1991
	507 in 1979

Rushing Yards Per Play

1.	5.80 in 1995
2.	5.69 in 1985
3.	5.67 in 1993
4.	5.65 in 1987

5.	5.29 in 1984
6.	5.06 in 1990
7.	5.00 in 1994
	5.00 in 1988
9.	4.95 in 1949
10.	4.90 in 1982

Most Yards Rushing


1.	3021 in 1984
2.	2995 in 1987
3.	2667 in 1993
4.	2618 in 2002
5.	2552 in 1983
6.	2451 in 1995
7.	2400 in 2010
8.	2393 in 1994
9.	2369 in 1985
10.	2339 in 1982

Most Yards Rushing Per Game

1.	274.6 in 1984
2.	272.3 in 1987
3.	259.5 in 1991
4.	229.3 in 1983
5.	225.9 in 1950
6.	222.8 in 1995
7.	222.3 in 1993
8.	219.4 in 1949
9.	215.4 in 1985
10.	214.2 in 1953



Warrick Dunn



Greg Allen



RECEIVING RECORDS

Single-Game Receptions

1.	Ron Sellers	South Carolina	1968	16
2.	Ron Sellers	Wake Forest	1968	14
	Ron Sellers	Houston	1968	14
	Ron Sellers	Penn State (Gator Bowl)	1967	14
5.	Lawrence Dawsey	Miami	1990	13
	Kent Gaydos	Houston	1969	13
	Ron Sellers	Memphis State	1968	13
	Ron Sellers	Alabama	1967	13
	Ron Sellers	Virginia Tech	1966	13
	Fred Biletnikoff	Oklahoma (Gator Bowl)	1965	13

Season Receptions

1.	Ron Sellers, 1968	86
2.	Kez McCorvey, 1993	74
3.	Peter Warrick, 1999	71
	Andre Cooper, 1995	71
5.	Ron Sellers, 1967	70
6.	Barry Smith, 1972	69
7.	Anquan Boldin, 2002	65
	Lawrence Dawsey, 1990	65
9.	Snoop Minnis, 2000	63
10.	Preston Parker, 2007	62
	Rhett Dawson, 1971	62
12.	Peter Warrick, 1998	61
	Rod Owens, 2009	61
14.	E.G. Green, 1995	60
	Bert Reed, 2009	60
16.	Kez McCorvey, 1994	59
17.	Bert Reed, 2010	58
18.	Fred Biletnikoff, 1964	57
19.	Ron Sellers, 1966	56
20.	De'Cody Fagg, 2007	54
	E.G. Green, 1997	54
	Rhett Dawson, 1970	54

Career Receptions

1.	Ron Sellers (66-68)	212
2.	Peter Warrick (96-99)	207
3.	Kez McCorvey (91-94)	189
4.	E.G. Green (94-97)	166
5.	Greg Carr (05-08)	148
6.	Bert Reed (08-10)	141
7.	Chris Davis (03-06)	137
8.	Mike Shumann (73-75, 77)	134
9.	De'Cody Fagg (04-07)	132
	Andre Cooper (93-96)	132
	Warrick Dunn (93-96)	132
12.	Lawrence Dawsey (87-90)	128
	Rhett Dawson (69-71)	128
14.	Craphonso Thorpe (01-04)	123
15.	Barry Smith (70-72)	119
16.	Anquan Boldin (99-02)	118
17.	Snoop Minnis (97-00)	115
18.	Lorenzo Booker (02-06)	114
19.	Taiwan Easterling (08-10)	108
20.	Jessie Hester (81-84)	107

Single Game Receiving Yards

1.	Ron Sellers	Wake Forest	1968	260
2.	Ron Sellers	South Carolina	1968	259
3.	Peter Warrick	Clemson	1997	249
4.	Ron Sellers	Virginia Tech	1967	229
5.	Ron Sellers	Memphis State	1968	218
6.	Craphonso Thorpe	Notre Dame	2003	217
7.	Ron Sellers	Houston	1968	214
8.	Kez McCorvey	Duke	1994	207
9.	Craphonso Thorpe	Colorado	2003	205
10.	Rod Owens	North Carolina	2009	199
11.	Javon Walker	Virginia Tech	2001	195
12.	Fred Biletnikoff	Oklahoma (Gator Bowl)	1965	192
13.	Peter Warrick	Miami	1998	190
14.	Snoop Minnis	Florida	2000	187
15.	E.G. Green	NC State	1997	184
16.	Andre Cooper	Maryland	1995	182
	Fred Biletnikoff	Virginia Tech	1964	182
18.	Chauncey Stovall	Florida	2004	181
19.	Anquan Boldin	Notre Dame	2002	175
20.	Jackie Flowers	Louisiana State	1979	174

Season - Catches Per Game

	Games	Catches	PG
1.	Ron Sellers, 1968	10	86.0
2.	Peter Warrick, 1999	9	71.7
3.	Ron Sellers, 1967	10	70.0
4.	Andre Cooper, 1995	11	71.6
5.	Barry Smith, 1972	11	69.6
6.	Kez McCorvey, 1993	12	74.6
7.	Lawrence Dawsey, 1990	11	65.9
8.	Kez McCorvey, 1994	10	59.0
9.	Fred Biletnikoff, 1964	10	57.0
10.	Rhett Dawson, 1971	11	62.5
11.	Ron Sellers, 1966	10	56.0
12.	E.G. Green, 1995	11	60.5
13.	Snoop Minnis, 2000	12	63.5
14.	Peter Warrick, 1998	12	61.5
15.	E.G. Green, 1997	11	54.9
	Rhett Dawson, 1970	11	54.9

Career - Catches Per Game

	Games	Catches	PG
1.	Ron Sellers (66-68)	30	212.7
2.	Peter Warrick (96-99)	43	207.4
3.	Kez McCorvey (91-94)	45	189.4
4.	Rhett Dawson (69-71)	32	128.0
5.	Tamarick Vanover (92-93)	22	87.3
6.	Bert Reed (08-10)	37	141.8
7.	E.G. Green (94-97)	44	166.7
8.	Barry Smith (70-72)	33	122.7
9.	Andre Cooper (93-96)	39	132.3
10.	De'Cody Fagg (04-07)	40	132.3
11.	Anquan Boldin (00-02)	37	118.3
12.	Preston Parker (06-08)	33	104.3
13.	Mike Shumann (73-75, 77)	44	134.0
14.	Hassan Jones (82-85)	33	98.2
15.	Greg Carr (05-08)	50	148.2
16.	Warrick Dunn (93-96)	45	132.2
17.	Lawrence Dawsey (87-90)	44	128.2
18.	Chris Davis (03-06)	51	137.2
19.	Craphonso Thorpe (01-04)	48	123.2
20.	Jessie Hester (81-84)	42	107.2

Season Receiving Yards

1.	Ron Sellers, 1968	1496
2.	Snoop Minnis, 2000	1340
3.	Barry Smith, 1972	1243
4.	Peter Warrick, 1998	1232
5.	Ron Sellers, 1967	1228
6.	E.G. Green, 1997	1059
7.	Anquan Boldin, 2002	1011
8.	E.G. Green, 1995	1007
9.	Andre Cooper, 1995	1002
10.	Lawrence Dawsey, 1990	999
11.	Craphonso Thorpe, 2003	994
12.	Fred Biletnikoff, 1964	987
13.	Kez McCorvey, 1993	966
14.	Rhett Dawson, 1970	946
15.	Javon Walker, 2001	944
16.	Peter Warrick, 1999	934
17.	Peter Warrick, 1997	884
18.	Ron Sellers, 1966	874
19.	Kez McCorvey, 1994	870

Career Receiving Yards

1.	Ron Sellers (66-68)	3598
2.	Peter Warrick (96-99)	3517
3.	E.G. Green (94-97)	2920
4.	Kez McCorvey (91-94)	2660
5.	Greg Carr (05-08)	2574
6.	Barry Smith (70-72)	2392
7.	Mike Shumann (73-75, 77)	2306
8.	Craphonso Thorpe (01-04)	2153
9.	Lawrence Dawsey (87-90)	2129
10.	Jessie Hester (81-84)	2100
11.	Snoop Minnis (97-00)	2098
12.	Rhett Dawson (69-71)	1915
13.	Chris Davis (03-06)	1842
14.	Andre Cooper (93-96)	1810
15.	Anquan Boldin (99-02)	1790
16.	Hassan Jones (82-85)	1764
17.	Jackie Flowers (76-79)	1697
18.	De'Cody Fagg (04-07)	1651
19.	Bert Reed (08-10)	1619
20.	Talman Gardner (98-02)	1595

Season TD Catches

1.	Andre Cooper, 1995	15
2.	Anquan Boldin, 2002	13
	Barry Smith, 1972	13
4.	Greg Carr, 2006	12
	Peter Warrick, 1998	12
	Ron Sellers, 1968	12
7.	Craphonso Thorpe, 2003	11
	Talman Gardner, 2001	11
	Snoop Minnis, 2000	11
	E.G. Green, 1997	11
	Fred Biletnikoff, 1964	11
12.	Atrews Bell, 2000	10
	E.G. Green, 1995	10
14.	Greg Carr, 2005	9
	Lawrence Dawsey, 1988	9
	Jessie Hester, 1984	9
17.	Talman Gardner, 2002	8
	Peter Warrick, 1999	8
	Peter Warrick, 1997	8
	Terry Anthony, 1989	8
	Terry Anthony, 1988	8
	Ron Sellers, 1967	8

Career TD Catches

1.	Peter Warrick (96-99)	31
2.	E.G. Green (94-97)	29
	Greg Carr (05-08)	29
4.	Barry Smith (70-72)	25
5.	Andre Cooper (93-96)	24
6.	Ron Sellers (66-68)	23
7.	Anquan Boldin (99-02)	21
	Jessie Hester (81-84)	21
9.	Lawrence Dawsey (87-90)	20
10.	Talman Gardner (99-02)	19
11.	Craphonso Thorpe (01-04)	18
12.	Snoop Minnis (99-00)	17
	Terry Anthony (86-89)	17
	Hassan Jones (82-85)	17
15.	Kez McCorvey (91-94)	16
	Mike Shumann (73-75, 77)	16
	Fred Biletnikoff (62-64)	16
18.	Atrews Bell (98-01)	15
	Jackie Flowers (76-79)	15
20.	Chris Davis (02-06)	12
	Warrick Dunn (93-96)	12
	Ronald Lewis (86-89)	12
	Hardis Johnson (79-81)	12
	Rhett Dawson (68-71)	12
	Kent Gaydos (68-71)	12

Consecutive Games Catching a Pass

Career: 38, E.G. Green, 1994-97

Highest Average Per Reception

Game: (Min. 5 rec.) - 34.6 (173-5), Ron Sellers vs. Maryland, Sept. 21, 1968

Season: (Min. 30 rec.) - 21.7 (738-34), Hassan Jones, 1985

Career: (Min. 70 rec.) - 20.1 (2,392-119), Barry Smith, 1970-72

Most TD Passes Caught

Game: 5, Ron Sellers vs. Wake Forest, Nov. 23, 1968

Season: 15, Andre Cooper, 1995

Career: 31, Peter Warrick, 1996-99

Most Yards Gained Per Game

Season: 149.6, Ron Sellers, 1968

Career: 119.9, Ron Sellers, 1966-68

Most 100-Yard Receiving Games

Season: 8, Barry Smith, 1972

Career: 18, Ron Sellers, 1966-68

Most 200-Yard Receiving Games

Season: 4, Ron Sellers, 1968

Career: 5, Ron Sellers, 1966-68



RECEIVING RECORDS

105	Lorenzo Booker	NC State	2006
105	Andre Cooper	Wake Forest	1994
105	Tamarick Vanover	NC State	1992
105	Rhett Dawson	Memphis State	1970
104	Taiwan Easterling	Georgia Tech	2009
104	Greg Carr	The Citadel	2005
104	Craphonso Thorpe	Virginia	2003
104	Anquan Boldin	North Carolina	2002
104	Alrews Bell	Clemson	2001
104	Javon Walker	UAB	2001
104	Jessie Hester	Arizona State	1984
104	Barry Smith	South Carolina	1972
104	Gary Parris	Houston	1971
104	Fred Biletnikoff	Kentucky	1964
104	Tom Feamster	Louisville	1954

103	Robert Morgan	Maryland	2000
103	Peter Warrick	North Carolina	1999
103	E.G. Green	Duke	1995
103	Andre Cooper	Georgia Tech	1995
103	Hassan Jones	Western Carolina	1985
103	Jessie Hester	Auburn	1984
103	Jim Thompson	East Carolina	1983
103	Rhett Dawson	Pittsburgh	1971
103	Gary Parris	Florida	1970
103	Tony Romeo	Georgia	1958
102	Dominic Robinson	Florida	2003
102	Andre Cooper	Virginia	1996
102	Herb Gainer	Wichita State	1986
101	Anquan Boldin	Florida	2002
101	Terry Anthony	LSU	1989

101	Hassan Jones	Auburn	1984
101	Jessie Hester	South Carolina	1982
101	Barry Smith	Pittsburgh	1972
101	Kent Gaydos	Arizona State	1971
101	Ron Sellers	South Carolina	1967
100	Greg Carr	Virginia Tech	2008
100	Greg Carr	Duke	2006
100	Chris Davis	Boston College	2006
100	Willie Reid	Virginia	2005
100	Anquan Boldin	Georgia Tech	2000
100	Shannon Baker	Middle Tenn State	1991
100	Jackie Flowers	Virginia Tech	1979
100	Bill Cox	Syracuse	1966
100	Fred Biletnikoff	NC State	1964

100-YARD RECEIVING GAMES BY PLAYER

Ron Sellers (19):

260 Yds.	Wake Forest, 1968
259 Yds.	South Carolina, 1968
229 Yds.	Virginia Tech, 1967
218 Yds.	Memphis State, 1968
214 Yds.	Houston, 1968
173 Yds.	Maryland, 1968
165 Yds.	Alabama, 1967
160 Yds.	Wyoming, 1966
158 Yds.	Mississippi State, 1967
153 Yds.	Florida, 1967
149 Yds.	Mississippi State, 1968
147 Yds.	Texas Tech, 1967
146 Yds.	Texas A&M, 1967
145 Yds.	Penn State, 1967
138 Yds.	Virginia Tech, 1966
136 Yds.	Wake Forest, 1966
117 Yds.	Florida, 1966
115 Yds.	Houston, 1966
101 Yds.	South Carolina, 1967

Peter Warrick (15):

249 Yds.	Clemson, 1997
190 Yds.	Miami, 1998
164 Yds.	Virginia Tech, 2000
142 Yds.	Georgia Tech, 1999
134 Yds.	Maryland, 1999
134 Yds.	Duke, 1997
130 Yds.	NC State, 1998
125 Yds.	North Carolina, 1998
123 Yds.	Virginia, 1998
121 Yds.	Clemson, 1999
121 Yds.	Louisiana Tech, 1999
119 Yds.	Florida, 1998
112 Yds.	USC, 1998
106 Yds.	Texas A&M, 1998
103 Yds.	North Carolina, 1999

E.G. Green (13):

184 Yds.	NC State, 1997
176 Yds.	Ohio State, 1998
169 Yds.	Virginia, 1995
166 Yds.	Georgia Tech, 1997
166 Yds.	Maryland, 1995
156 Yds.	Clemson, 1996
151 Yds.	Virginia, 1997
145 Yds.	Florida, 1997
126 Yds.	Wake Forest, 1996
122 Yds.	NC State, 1995
120 Yds.	Wake Forest, 1997
118 Yds.	Maryland, 1997
103 Yds.	Duke, 1995

Barry Smith (11):

165 Yds.	Miss. St., 1972
158 Yds.	Florida, 1972
153 Yds.	Kansas, 1972
146 Yds.	Virginia Tech, 1972
143 Yds.	Arizona St., 1971
127 Yds.	Houston, 1972
125 Yds.	Tulsa, 1971
108 Yds.	Pittsburgh, 1972
108 Yds.	Miami, 1972
104 Yds.	South Carolina, 1972
101 Yds.	Pittsburgh, 1972

Lawrence Dawsey (9):

172 Yds.	Florida, 1990
160 Yds.	Miami, 1990
141 Yds.	Cincinnati, 1990
137 Yds.	Virginia Tech, 1990
133 Yds.	Memphis State, 1990
109 Yds.	Southern Miss, 1988
107 Yds.	Penn State, 1990
107 Yds.	Tulane, 1989
106 Yds.	Clemson, 1989

Greg Carr (8):

140 Yds.	NC State, 2007
129 Yds.	Wake Forest, 2005
108 Yds.	Wake Forest, 2007
107 Yds.	Alabama, 2007
107 Yds.	Rice, 2006
104 Yds.	Citadel, 2005
100 yds.	Virginia Tech, 2008
100 Yds.	Duke, 2006

Fred Biletnikoff (7):

192 Yds.	Oklahoma, 1965
182 Yds.	Virginia Tech, 1964
170 Yds.	Southern Miss, 1964
165 Yds.	Miami, 1964
114 Yds.	Georgia, 1964
104 Yds.	Kentucky, 1964
100 Yds.	NC State, 1964

Andre Cooper (7):

182 Yds.	Maryland, 1995
155 Yds.	Duke, 1995
116 Yds.	Virginia, 1995
114 Yds.	NC State, 1995
105 Yds.	Wake Forest, 1994
103 Yds.	Georgia Tech, 1995
102 Yds.	Virginia, 1996

Snoop Minnis (7):

187 Yds.	Florida, 2000
163 Yds.	Clemson, 2000
145 Yds.	Miami, 2000
137 Yds.	BYU, 2000
132 Yds.	North Carolina, 2000
131 Yds.	Virginia, 2000
122 Yds.	Wake Forest, 2000

Anquan Boldin (6):


175 Yds.	Notre Dame, 2002
110 Yds.	Duke, 2002
108 Yds.	Miami, 2001
104 Yds.	North Carolina, 2002
101 Yds.	Florida, 2002
100 Yds.	Georgia Tech, 2001

Jackie Flowers (6):

174 Yds.	LSU, 1979
165 Yds.	Houston, 1978
134 Yds.	Cincinnati, 1978
117 Yds.	Memphis St., 1979
116 Yds.	Mississippi State, 1978
100 Yds.	Virginia Tech, 1979

Kez McCorvey (6):

207 Yds.	Duke, 1994
138 Yds.	Notre Dame, 1993
127 Yds.	Florida, 1994
122 Yds.	Maryland, 1993
107 Yds.	Virginia, 1994
107 Yds.	Kansas, 1993



Peter Warrick



Ron Sellers



E.G. Green



TOTAL OFFENSE RECORDS

INDIVIDUAL RECORDS

Single-Game Total Offense

1.	Chris Weinke	Duke	2000	527
2.	Chris Weinke	Clemson	2000	509
3.	Charlie Ward	Maryland	1992	506
4.	Chris Weinke	Miami	2000	496
5.	Bill Cappleman	Memphis State	1969	490
6.	Charlie Ward	Florida	1993	475
7.	Peter Tom Willis	Memphis State	1989	452
8.	Danny Kanell	Virginia	1995	444
9.	Chris Weinke	Florida	2000	443
10.	Chris Weinke	Georgia Tech	2000	441
11.	Thad Busby	NC State	1997	433
12.	Bill Cappleman	South Carolina	1968	431
13.	Danny Kanell	Florida	1994	427
	Danny Kanell	Maryland	1994	427
15.	Chris Rix	Clemson	2001	416
16.	Peter Tom Willis	Nebraska (Fiesta Bowl)	1990	414
17.	Chris Rix	Colorado	2003	411
18.	Christian Ponder	North Carolina	2009	409
19.	Danny McManus	Nebraska (Fiesta Bowl)	1988	401
	Charlie Ward	Florida	1992	401

Season Total Offense

1.	Chris Weinke, 2000	461	4070
2.	Charlie Ward, 1993	445	3371
3.	Thad Busby, 1997	447	3301
4.	Chris Rix, 2003	466	3237
5.	Drew Weatherford, 2005	536	3180
6.	Charlie Ward, 1992	465	3151
7.	Chris Rix, 2001	385	3123
8.	Peter Tom Willis, 1989	377	3004
9.	Chris Weinke, 1999	408	2994
10.	Danny Kanell, 1995	421	2916
11.	Christian Ponder, 2009	402	2896
12.	Gary Huff, 1972	429	2770
13.	Danny Kanell, 1994	407	2654
14.	Gary Huff, 1971	386	2653
15.	Casey Weldon, 1991	351	2497
16.	Christian Ponder, 2008	296	2429
17.	Bill Cappleman, 1968	349	2342
18.	Chris Weinke, 1998	333	2319
19.	Christian Ponder, 2010	399	2224
20.	Drew Weatherford, 2007	380	2161

Career Total Offense

1.	Chris Weinke (97-00)	1217	9473
2.	Chris Rix (01-04)	1348	9213
3.	Christian Ponder (07-10)	1264	7705
4.	Drew Weatherford (05-08)	1319	7604
5.	Charlie Ward (89-93)	931	6636
6.	Danny Kanell (92-95)	906	6176
7.	Gary Huff (70-72)	921	6086
8.	Thad Busby (94-97)	824	5883
9.	Casey Weldon (88-91)	617	4643
10.	Bill Cappleman (67-69)	777	4499
11.	Peter Tom Willis (86-89)	546	4107
12.	Warrick Dunn (93-96)	680	4057
13.	Jimmy Jordan (76-79)	678	3793
14.	Greg Allen (81-84)	624	3769
15.	Chip Ferguson (85-88)	578	3746
16.	Wally Woodham (75, 77-79)	573	3531
17.	Kelly Lowrey (80-83)	450	3429
18.	Danny McManus (83-87)	493	3387
19.	Steve Tensi (62-64)	525	3296
20.	Travis Minor (97-00)	665	3218

Year-By-Year Total Offense

Year	Name	Plays	Yards	TD
1955	Len Swantic	116	595	6
1956	Lee Corso	147	725	8
1957	Bobby Renn	148	680	6
1958	Fred Pickard	122	602	4
1959	Joe Majors	227	1141	10
1960	Ed Tracyqgier	152	695	9
1961	Eddie Feely	181	722	7
1962	Eddie Feely	165	982	7
1963	Steve Tensi	169	852	9
1964	Steve Tensi	215	1635	15
1965	Ed Pritchett	325	1455	7
1966	Gary Pajcic	290	1735	9
1967	Kim Hammond	297	2074	17
1968	Bill Cappleman	349	2342	26
1969	Bill Cappleman	417	2135	14
1970	Tommy Warren	259	1713	12
1971	Gary Huff	386	2653	24
1972	Gary Huff	429	2770	26
1973	Billy Sexton	168	765	4
1974	Ron Coppess	215	909	3

1975	Clyde Walker	241	1424	11
1976	Jimmy Black	308	1836	11
1977	Wally Woodham	195	1263	13
1978	Jimmy Jordan	224	1330	15
1979	Jimmy Jordan	202	1107	13
1980	Rick Stockstill	272	1282	17
1981	Rick Stockstill	292	1247	11
1982	Kelly Lowrey	253	1670	15
1983	Kelly Lowrey	279	1686	20
1984	Eric Thomas	239	1277	14
1985	Chip Ferguson	161	976	13
1986	Danny McManus	126	903	9
1987	Danny McManus	276	1950	15
1988	Chip Ferguson	212	1706	16
1989	Peter Tom Willis	377	3004	22
1990	Casey Weldon	211	1621	12
1991	Casey Weldon	351	2497	22
1992	Charlie Ward	465	3151	28
1993	Charlie Ward	445	3371	31
1994	Danny Kanell	407	2654	18
1995	Danny Kanell	421	2916	32
1996	Thad Busby	296	1830	17
1997	Thad Busby	447	3301	27
1998	Chris Weinke	333	2319	19
1999	Chris Weinke	408	2994	25
2000	Chris Weinke	461	4070	34
2001	Chris Rix	385	3123	27
2002	Chris Rix	311	1973	16
2003	Chris Rix	466	3224	28
2004	Wyatt Sexton	243	1567	8
2005	Drew Weatherford	536	3180	21
2006	Drew Weatherford	375	2140	13
2007	Drew Weatherford	380	2049	12
2008	Christian Ponder	296	2429	18
2009	Christian Ponder	402	2896	16
2010	Christian Ponder	399	2224	24

Longest TD Plays

- 100 yards, Keith Ross/Dexter Carter vs. Miami, 1986 (lateral on KO return)
- 100 yards, Deion Sanders vs. Tulsa, 1985 (INT return)
- 100 yards, Leon Bright vs. Virginia Tech, 1974 (KO return)
- 100 yards, Bill Moremen/T.K. Wetherell vs. Kentucky, 1965 (lateral on KO return)
- 99 yards, Fred Biletnikoff vs. Miami, 1963 (INT return)
- 99 yards, Ted Hewitt vs. Stetson, 1948 (INT return)
- 98 yards, Chris Weinke to Snoop Minnis vs. Clemson, 2000
- 98 yards, Christian Ponder to Rod Owens vs. North Carolina, 2009
- 97 yards, Leon Washington vs. Clemson, 2002 (KO return)
- 97 yards, Billy Allen vs. Louisiana State, 1981 (KO return)
- 97-yard run, Larry Key vs. Virginia Tech, 1976
- 96 yards, Tamarick Vanover vs. Wake Forest, 1992 (KO return)
- 96-yard pass, Jimmy Jordan to Kurt Unglaub vs. Virginia Tech, 1976
- 96 yards, David Snel vs. Virginia Tech, 1970 (KO return)
- 95-yard run, Sammie Smith vs. Furman, 1987
- 95 yards, Billy Allen vs. West Virginia (Gator Bowl), 1982 (KO return)
- 95 yards, Greg Allen vs. Western Carolina, 1981 (KO return)
- 95-yard pass, Jimmy Black to Rudy Thomas vs. Southern Miss, 1976
- 94 yards, Tamarick Vanover vs. Miami, 1992 (KO return)
- 94 yards, Leon Fowler vs. Duke, 1992 (INT return)
- 94 yards, Bill Moremen/T.K. Wetherell vs. Miami, 1966 (lateral on KO return)

Most Plays

Game:	67, Danny Kanell vs. Virginia, Nov. 2, 1995
Season:	536, Drew Weatherford, 2005
Career:	1348, Chris Rix, 2001-04

Most Yards Gained

Game:	527, Chris Weinke vs. Duke, Oct. 14, 2000
Season:	4,070, Chris Weinke, 2000
Career:	9,473, Chris Weinke, 1997-00

Most TDs Responsible For

Game:	6, Gary Huff vs. South Carolina, Oct. 23, 1971; Peter Tom Willis vs. Memphis State, Nov. 18, 1989; Chris Weinke vs. Maryland, Nov. 13, 1999
Season:	34, Chris Weinke, 2000
Career:	80, Chris Weinke, 1997-00

TEAM RECORDS

Single-Game

Most Plays	100	vs. E Carolina	9/20/80
Most Plays, Both Teams	173	vs. San Diego State	10/27/73
Most Yards Gained	858	vs. Maryland	11/7/92
Most Yards Gained, Both Teams	1,294	vs. Maryland	11/7/92
Most Touchdowns	11	vs. NC State	9/16/95

Single-Season

Most Yards Per Game	551.5 (6,067-11)	1995
Highest Average Per Play	7.1	2000
Most Yards	6,588	2000
Most Touchdowns	72	1995

First Downs

Most First Downs	40	vs. Maryland	11/7/92
Most First Downs, Both Teams	67	Maryland	11/7/92
Most Rushing First Downs	24	vs. East Carolina	9/20/80
Most Rushing First Downs, Both Teams	32	vs. Auburn	10/23/76
		vs. Memphis	11/18/89
Most Passing First Downs	23	vs. Wake Forest	11/15/97
		vs. Memphis	11/18/89
Most Passing First Downs, Both Teams	39	vs. Maryland	11/18/95
Most Penalty First Downs	5	vs. Miami	10/28/89
		vs. Florida	12/2/89
Most Penalty First Downs, Both Teams	13	vs. Miami	10/28/89



SEASON RECORDS

Most Points

1.	532 in 1995
2.	518 in 1993
3.	509 in 2000
4.	450 in 1987
5.	439 in 2010
6.	442 in 1988
	439 in 1991
8.	437 in 1997
	437 in 1997
10.	435 in 1990
	434 in 2008

Total Plays

1.	981 in 2002
2.	939 in 1993
3.	924 in 2000
4.	907 in 2003
5.	902 in 2005

6.	897 in 2010
	897 in 1991
8.	885 in 1995
9.	872 in 1998
10.	870 in 2008

Total Offense

1.	6588 in 2000
2.	6576 in 1993
3.	6067 in 1995
4.	5573 in 2002
5.	5478 in 2009
6.	5401 in 1991
7.	5361 in 1987
8.	5338 in 2010
9.	5314 in 1994
10.	5239 in 2003

Total Offense Per Game

1.	548.0 in 1993
2.	551.5 in 1995
3.	549.0 in 2000
4.	487.4 in 1987
5.	465.8 in 1982
6.	483.1 in 1994
7.	461.8 in 1992
8.	452.1 in 1997
9.	451.4 in 1989
10.	451.0 in 1984

Most First Downs

1.	350 in 1993
2.	310 in 2000
3.	299 in 2002
4.	290 in 1995
5.	283 in 1991

6.	282 in 2009
7.	278 in 2003
8.	275 in 1994
9.	274 in 2010
10.	269 in 1983

First Downs Penalty

1.	30 in 2000
	30 in 1997
3.	29 in 2003
4.	26 in 2002
	26 in 1989
6.	22 in 1999
7.	21 in 2008
8.	20 in 2010
	20 in 2005
	20 in 1975
	20 in 1973

First Downs Passing

1.	184 in 1993
2.	180 in 2000
3.	164 in 1995
4.	157 in 1989
5.	156 in 2005
6.	151 in 1997
7.	147 in 1999
8.	146 in 2009
9.	143 in 1994
10.	138 in 1991



DEFENSIVE RECORDS

INDIVIDUAL RECORDS

TACKLES

Most Tackles

Game:	29, Dale McCullers vs. Texas A&M, Oct. 5, 1968
Season:	181, Aaron Carter, 1977
Career:	512, Aaron Carter, 1974-77

Season Tackles

Name, Year	TKLS	ASTS	TOTAL
1. Aaron Carter, 1977	82	99	181
2. Dale McCullers, 1967	108	72	180
3. Reggie Herring, 1980	92	78	170
4. Dale McCullers, 1968	102	61	163
5. Henry Taylor, 1984	80	79	159
6. Jimmy Heggins, 1977	67	90	157
7. Paul McGowan, 1987	97	53	150

Career Tackles

1. Aaron Carter (74-77)	512
2. Ron Simmons (77-80)	483
3. Reggie Herring (77-80)	452
4. Paul McGowan (84-87)	446
5. Kirk Carruthers (88-91)	435
6. Michael Boulware (00-03)	377
7. Ken Roe (80-83)	373
8. Marvin Jones (90-92)	369
9. Daryl Bush (94-97)	362
10. Kendyll Pope (00-03)	352
11. Henry Taylor (81-84)	344
12. Bradley Jennings (98-01)	341
13. Sam Cowart (93-97)	338

Most Quarterback Sacks (Since 1977)

Game:	5, Willie Jones vs. Florida, 1978; Ron Simmons vs. North Texas State, Oct. 29, 1977
Season:	19, Peter Boulware, 1996
Career:	35.5, Reinard Wilson, 1993-96

Season Quarterback Sacks

1. Peter Boulware, 1996	19
2. Andre Wadsworth, 1997	16
3. Reinard Wilson, 1996	13.5
Everette Brown, 2008	13.5
Brandon Jenkins, 2010	13.5
6. Alonzo Jackson, 2002	13
7. Jamal Reynolds, 2000	12
Ron Simmons, 1977	12
9. Reinard Wilson, 1994	11
Carl Simpson, 1991	11
11. Anthony Moss, 1990	10.5
12. Greg Spires, 1997	10
Peter Boulware, 1995	10
Willie Jones, 1978	10
15. Brodrick Bunkley, 2005	9
Reinard Wilson, 1995	9
Carl Simpson, 1992	9
18. Shelton Thompson, 1989	8.5
19. Markus White, 2010	8
Reggie Freeman, 1992	8
Odell Haggins, 1987	8
Gerald Nichols, 1984	8
Alphonso Carreker, 1982	8

Career Quarterback Sacks

1. Reinard Wilson (93-96)	35.5
2. Peter Boulware (94-96)	34
3. Ron Simmons (77-80)	25
4. Jamal Reynolds (97-00)	23.5
5. Alonzo Jackson (99-02)	23
Andre Wadsworth (94-97)	23
Everette Brown (06-08)	23
8. Carl Simpson (90-92)	21.5
Anthony Moss (87-90)	21.5
10. Alphonso Carreker (80-83)	20
Willie Jones (75-78)	20

Most Tackles For Loss

Game:	5, Dale McCullers vs. Memphis State, 1967
Season:	25, Brodrick Bunkley, 2005
Career:	65, Darnell Dockett, 2000-03

Season Tackles For Loss

1. Brodrick Bunkley, 2005	25
2. Darnell Dockett, 2001	22
3. Brandon Jenkins, 2010	21.5
4. Alonzo Jackson, 2002	18.5
5. Lawrence Timmons, 2006	18
Travis Johnson, 2004	18
6. Geno Hayes	17.5
7. Darnell Dockett, 2003	17
Corey Simon, 1999	17
Ron Simmons, 1979	17
11. Kevin Emanuel, 2002	15
12. Travis Johnson, 2002	13.5
13. Dekoda Watson, 2009	13
Marvin Jones, 1991	13
Ron Simmons, 1977	13
16. Eric Moore, 2003	12
Kendyll Pope, 2002	12
Darnell Dockett, 2000	12
Roland Seymour, 1998	12
Paul McGowan, 1985	12
Alphonso Carreker, 1983	12
Scott Warren, 1977	12

Career Tackles For Loss

1. Darnell Dockett (00-03)	65
2. Everette Brown (06-07)	45.5
3. Ron Simmons (77-80)	44
Corey Simon (96-99)	44
5. Travis Johnson (01-04)	42.5
6. Kevin Emanuel (00-03)	41
7. Brodrick Bunkley (2002-05)	37
8. Dekoda Watson (2006-09)	32.5
Alonzo Jackson (99-02)	32.5
10. Jeff Womble (00-03)	32
Jerry Johnson (96-99)	32
Paul McGowan (84-87)	32
13. Eric Moore (01-04)	30.5
14. Geno Hayes (05-07)	29.5
15. Markus White (09-10)	28.5
16. Marvin Jones (90-92)	27
17. Buster Davis (03-06)	26.5
18. Brandon Jenkins (09-10)	24.5
Neefy Moffett (05-08)	24.5
20. Kameron Wimbley (2003-05)	23
Corey Simon (96-99)	23
22. Lawrence Timmons (04-06)	22.5
23. Scott Warren (76-79)	22

FUMBLES

Caused Fumbles

Game:	2, Several Players, latest Roger Williams vs. Virginia Tech, 2005
Season:	13, Ron Simmons, 1977
Career:	17, Ron Simmons, 1977-80

Fumble Recoveries

Game:	3, Ron Wallace vs. Wichita State, Sept. 20, 1969
Season:	6, Ron Wallace, 1969
Career:	8, Ron Wallace, 1968-70; Willie Jones, 1975-78; Ron Simmons, 1977-80

Single Game Total Defense

Fewest Plays	38	Memphis State	11/4/67
Fewest Yards	23	The Citadel	9/15/62
Most Yards	651	Arizona State	11/3/84

TEAM RECORDS

TURNOVERS

Most Turnovers

(2 int. -10 fumbles)	12	Wichita St	9/20/69
----------------------	----	------------	---------

Fumbles

Most Fumbles Caused	17	vs. Wichita St	9/20/69
Most Fumbles Recovered	10	vs. Wichita St	9/20/69

Rushing

Fewest Rushes	14	Miami	10/4/08
Fewest Yards	(-33)	Miami	10/4/97
		Florida	11/27/93
Most Yards	472	Nebraska	9/19/81

Passing

Fewest Passes Attempted	4	Memphis State	11/4/67
		Georgia Tech	10/4/75
		Virginia Tech	10/11/75
		Georgia Tech	11/1/08
Fewest Passes Completed	0	William & Mary	10/22/60
Lowest Percentage Completed	15.4 (2-13) (Min. 10 atts.)	The Citadel	9/15/62
		Kansas State	10/2/76
Fewest Yards Passing	0	William & Mary	10/22/60
Most Yards Passing	532	Arizona State	11/3/84
Most Passes Intercepted	6	vs. Louisville	11/2/91
Most Yards on Interceptions	134	vs. Tulsa	10/19/85
Most TDs on Interceptions	2	vs. Tulsa	10/19/85
		vs. La Tech	10/22/88
		vs. Michigan	10/28/91



Peter Boulware

DEFENSIVE RECORDS

First Downs

Fewest First Downs	2	The Citadel	9/15/62
Fewest Rushing First Downs	0	Louisville Florida	9/13/80 11/27/93

Fewest Passing

First Downs	0	seven times last E Carolina	9/20/80
-------------	---	--------------------------------	---------

SINGLE SEASON

Total Defense

Fewest Yards	1,811	1964
Fewest Yards Per Game	181.1	1964 (1,811-10)
Lowest Average Per Play	3.3	1964 (3,410-658)
Fewest Touchdowns	8	1980

Scoring Defense

Fewest Points	66	1964
Fewest Points Per Game	6.6	1964 (66-10)

First Downs

Fewest First Downs	90	1962
Fewest Rushing First Downs	38	1997
Fewest Passing First Downs	28	1958
Fewest Penalty First Downs	2	1957

Blocked Kicks

Most Blocked Kicks	9	1982 and 1984
Most Blocked Punts	8	1984
Most Blocked Field Goals	4	1970 and 2002
Most TDs off Blocked Kicks	6	1984
Most TDs off Blocked Punts	5	1984
Most TDs off Blocked Field Goals	1	Many Years (latest 2006)

Fumbles

Most Fumbles Caused	45	1979
Most Fumbles Recovered	26	1957

Rushing

Fewest Yards	571	1997
Fewest Yards Per Game	51.9	1997 (571-11)
Lowest Average Per Play	1.5	1997 (571-379)
Fewest Touchdowns	2	1980

Passing

Fewest Yards	675	1958
Fewest Yards Per Game	63.5	1975 (698-11)
Fewest Yards Per Attempt	4.7	1962 (693-148)
Fewest Yards Per Completion	10.3	1962 (693-67)
Lowest Completion %	34.1	1979 (91-267)
Fewest Touchdowns	2	1956, 1958, 1963 and 1964
Most Interceptions	25	1968 and 1991
Most Yards on Interceptions	335	1991
Most TDs on Interceptions	6	1988

First Downs

Most First Downs	350	1993
Most Rushing First Downs	152	1987
Most Passing First Downs	184	1993
Most Penalty First Downs	30	1997, 2000

TEAM RECORDS

SINGLE-GAME

First Downs

Most First Downs	40	vs. Maryland	11/7/92
Most First Downs Both Teams	67	vs. Maryland	11/7/92
Most Rushing First Downs	24	vs. East Carolina	9/20/80

Most Rushing First Downs

Both Teams	32	vs. Auburn	10/23/76
Most Passing First Downs	23	vs. Wake Forest vs. Memphis St	11/15/97 11/18/89

Most Passing First Downs

Both Teams	39	vs. Maryland	11/18/95
Most Penalty First Downs	5	vs. Miami vs. Florida	10/28/89 12/2/89

Most Penalty First Downs

Both Teams	13	vs. Miami	10/28/89
------------	----	-----------	----------

INTERCEPTION RECORDS

INDIVIDUAL RECORDS

Most Passes Intercepted

Game:	4, Mario Edwards vs. Wake Forest, Nov. 14, 1998
Consecutive Games:	Patrick Robinson (5), 2007 Terrell Buckley (5), 1991
Season:	12, Terrell Buckley, 1991
Career:	21, Terrell Buckley, 1989-91

Most Yards On Interceptions

Game:	109, LeRoy Butler vs. Syracuse, Oct. 7, 1989
Season:	238, Terrell Buckley, 1991
Career:	501, Terrell Buckley, 1989-91

Most TDs On Interceptions

Game:	1, Several Players
Season:	2, Deion Sanders, 1988; Terrell Buckley, 1990 and 1991; Derrick Brooks, 1993
Career:	4, Deion Sanders, 1985-88; Terrell Buckley, 1989-91

Longest Interception Return

Game:	100, Deion Sanders vs. Tulsa, Oct. 19, 1985
-------	---

Season Interceptions

1.	Terrell Buckley, 1991	12
2.	Monk Bonasorte, 1979	8
	Curt Campbell, 1951	8
4.	Samari Rolle, 1997	7
	Corey Sawyer, 1992	7
	LeRoy Butler, 1989	7
7.	Patrick Robinson, 2007	6
	Tay Cody, 2000	6
	Mario Edwards, 1998	6
	Corey Sawyer, 1993	6
	Terrell Buckley, 1990	6
	Larry Harris, 1982	6
	Bobby Butler, 1979	6
	J.T. Thomas, 1970	6
	Winfred Bailey, 1964	6
	Bud Whitehead, 1959	6
	Lee Corso, 1954	6
	Tom Feamster, 1954	6
	Tommy Brown, 1952	6
	Ted Hewitt, 1949	6

Career Interceptions

1.	Terrell Buckley (89-91)	21
2.	Monk Bonasorte (77-80)	15
3.	Deion Sanders (85-88)	14
	Lee Corso (53-56)	14
5.	Corey Sawyer (91-93)	13
6.	Tay Cody (97-00)	12
	Samari Rolle (94-97)	12
	Brian McCrary (81-84)	12
	Keith Jones (78-80)	12
	Curt Campbell (50-52)	12
11.	Eric Williams (84-87)	11
	Bobby Butler (77-80)	11
	Walt Sumner (66-68)	11
	Ted Hewitt (48-50)	11
15.	Pat Watkins (02-05)	10
	Dedrick Dodge (85-89)	10
	Bobby Jackson (74-77)	10
	J.T. Thomas (70-72)	10
19.	Tony Carter (05-08)	9
	Chris Hope (98-01)	9
	Leon Fowler (88-92)	9
	LeRoy Butler (86-89)	9
	Stan Shiver (84-88)	9
	Larry Harris (80-83)	9
	Harvey Clayton (79-82)	9
	John Crowe (66-68)	9
	Bud Whitehead (58-60)	9
	Tommy Brown (50-52)	9
	Ralph Chaudron (47-49)	9


Longest Interception Returns

1.	100 yards, Deion Sanders vs. Tulsa, 1985 (TD)
2.	99 yards, Fred Biletnikoff vs. Miami, 1963 (TD)
	99 yards, Ted Hewitt vs. Stetson, 1958 (TD)
4.	96 yards, Nick Moody vs. Maryland, 2010 (TD)
5.	94 yards, Leon Fowler vs. Duke, 1992 (TD)
6.	90 yards, Leroy Smith vs. Notre Dame, 2003
7.	87 yards, LeRoy Butler vs. Syracuse, 1989 (TD)
8.	86 yards, Tony Carter vs. UCLA, 2006 (TD)
	86 yards, Tom Hillabrand vs. Auburn, 1960 (TD)
10.	85 yards, John Griner vs. Tampa, 1953 (TD)
11.	83 yards, Terrell Buckley vs. Cincinnati, 1990 (TD)
12.	82 yards, Stanford Samuels vs. Georgia Tech, 2002 (TD)
13.	81 yards, Bud Whitehead vs. Wake Forest, 1959 (TD)
14.	80 yards, Abdul Howard vs. Virginia, 2001
15.	74 yards, Dale McCullers vs. Houston, 1967
16.	71 yards, Antonio Cromartie vs. Duke, 2003
	71 yards, Corey Sawyer vs. NC State, 1993
	71 yards, Terrell Buckley vs. Virginia Tech, 1991 (TD)
19.	69 yards, Howard Ehler vs. Oklahoma, 1965
20.	66 yards, Bill Dawkins vs. Wofford, 1950

TEAM RECORDS

Most Interceptions

1.	25 in 1991
	25 in 1968
3.	24 in 1982
	24 in 1949
5.	23 in 1989
	23 in 1979
7.	22 in 1999
	22 in 1997
	22 in 1985
	22 in 1972



Patrick Robinson



SCORING RECORDS

INDIVIDUAL RECORDS

Season Scoring

Name, Year	TD	PAT	FG	PTS
1. Greg Allen, 1982	21	0-0	0-0	126
2. Sebastian Janikowski, 1998	0	42-43	27-32	123
3. Dustin Hopkins, 2010	0	53-53	22-28	119
4. Sebastian Janikowski, 1999	0	47-47	23-30	116
5. Derek Schmidt, 1987	0	47-50	23-31	116
6. Gary Cismesia, 2007	0	28-29	27-34	109
7. Graham Gano, 2008	0	33-34	24-26	105
8. Xavier Beitia, 2002	0	51-51	19-28	108
Amp Lee, 1990	18	0-0	0-0	108
10. Xavier Beitia, 2003	0	50-51	19-25	107
11. Bill Capece, 1980	0	38-38	22-30	104
12. Scott Bentley, 1996	0	52-53	16-18	100
13. Derek Schmidt, 1985	0	44-44	18-25	98
14. Dustin Hopkins, 2009	0	40-44	19-27	97
15. Antone Smith, 2008	16	0-0	0-0	96
Scott Bentley, 1995	0	67-69	9-16	96
17. Scott Bentley, 1993	0	56-64	13-20	95
18. Gary Cismesia, 2005	0	42-43	17-24	93
Derek Schmidt, 1984	0	42-42	17-24	93
20. Richie Andrews, 1990	0	52-54	13-18	91

Career Scoring

Name, Years	TD	PAT	CV	FG	PTS
1. Derek Schmidt (84-87)	0	174-179	0	73-103	393
2. Xavier Beitia (01-04)	0	174-179	0	67-92	375
3. Scott Bentley (93-96)	0	200-217	0	42-61	326
4. Sebastian Janikowski (97-99)	0	125-130	0	66-83	323
5. Gary Cismesia (04-07)	0	113-116	0	65-83	308
6. Warrick Dunn (93-96)	49	0	0	0-0	294
7. Greg Allen (81-84)	46	0	1	0-0	278
8. Dave Cappelen (76-79)	0	110-119	0	43-71	239
9. Amp Lee (89-91)	38	0	0	0-0	228
Peter Warrick (96-99)	38	0	0	0-0	228
11. Richie Andrews (87-90)	0	143-147	0	26-44	221
12. Dustin Hopkins (09-10)	0	93-97	0	41-55	216
13. Travis Minor (97-00)	31	0	0	0-0	186
14. E.G. Green (94-97)	30	0	1	0-0	182
15. Greg Carr (05-08)	29	0	1	0-0	176
16. Dan Mowrey (90-94)	0	99-114	0	24-37	171
17. Barry Smith (70-72)	27	0	1	0-0	164
18. Antone Smith (05-08)	26	0	0	0-0	162
19. Grant Guthrie (67-69)	0	72-76	0	28-53	156
20. Andre Cooper (93-96)	24	0	0	0-0	144
Dayne Williams (86-88)	24	0	0	0-0	144

Year-By-Year Scoring

Year	Name	TD	PAT	CV	FG	PTS
1955	Buck Metts	4	0-0	0	0-0	24
	Len Swantic	4	0-0	0	0-0	24
1956	Bob Nellums	5	1-2	0	0-0	31
1957	Bob Nellums	5	2-3	0	0-0	32
1958	Bobby Renn	7	0-0	1	0-0	44
1959	Fred Pickard	7	0-0	1	0-0	44
1960	Ed Tracygier	3	0-0	0	0-0	18
	Bill Whitehead	3	0-0	0	0-0	18
1961	Eddie Feely	3	0-0	0	0-0	18
1962	Keith Kindermann	5	0-0	0	0-0	30
1963	Larry Brinkley	5	0-0	1	0-0	32
1964	Fred Biletnikoff	11	0-0	1	0-0	68
1965	Gene Roberts	0	10-14	0	7-12	31
1966	Jim Mankins	10	0-0	0	0-0	60
1967	Grant Guthrie	0	26-27	0	9-14	53
1968	Ron Sellers	12	0-0	0	0-0	72
1969	Grant Guthrie	0	15-17	0	11-18	48
1970	Frank Fontes	0	22-24	0	14-27	64
1971	Frank Fontes	0	30-31	0	13-24	69
1972	Barry Smith	14	0-0	1	0-0	86
1973	Ahmet Askin	0	8-9	0	4-9	20
1974	Ahmet Askin	0	14-15	0	4-14	26
1975	Larry Key	6	0-0	0	0-0	36
	Rudy Thomas	6	0-0	0	0-0	36
1976	Dave Cappelen	0	16-20	0	9-17	43
1977	Dave Cappelen	0	27-29	0	13-20	66
1978	Dave Cappelen	0	39-40	0	7-12	60
1979	Dave Cappelen	0	29-30	0	14-22	71
1980	Bill Capece	0	38-38	0	22-30	104
1981	Mike Rendina	0	25-27	0	9-15	52
1982	Greg Allen	21	0-0	0	0-0	126
1983	Greg Allen	13	0-0	1	0-0	80
1984	Derek Schmidt	0	42-42	0	17-24	93
1985	Derek Schmidt	0	44-44	0	18-25	98
1986	Derek Schmidt	0	41-42	0	15-24	86
1987	Derek Schmidt	0	47-50	0	23-31	116
1988	Richie Andrews	0	57-58	0	5-13	72
1989	Richie Andrews	0	34-35	0	8-13	58
1990	Amp Lee	18	0-0	0	0-0	108



Graham Gano

1991	Amp Lee	14	0-0	0	0-0	84
1992	Dan Mowrey	0	51-55	0	10-18	81
1993	Scott Bentley	0	56-64	0	13-20	95
1994	Zack Crockett	11	0-0	0	0-0	66
1995	Scott Bentley	0	67-69	0	9-16	94
1996	Scott Bentley	0	52-53	0	16-18	100
1997	Sebastian Janikowski	0	37-39	0	16-21	85
1998	Sebastian Janikowski	0	42-43	0	27-32	123
1999	Sebastian Janikowski	0	47-47	0	23-30	116
2000	Snoop Minnis	11	0-0	0	0-0	66
	Atreus Bell	11	0-0	0	0-0	66
2001	Xavier Beitia	0	44-48	0	13-14	83
2002	Xavier Beitia	0	51-51	0	19-28	108
2003	Xavier Beitia	0	50-51	0	19-25	107
2004	Xavier Beitia	0	29-29	0	16-75	77
2005	Gary Cismesia	0	42-43	0	17-24	93
2006	Gary Cismesia	0	39-40	0	14-20	81
2007	Gary Cismesia	0	28-29	0	27-34	109
2008	Graham Gano	0	33-34	0	26-24	105
2009	Dustin Hopkins	0	40-44	0	19-27	97
2010	Dustin Hopkins	0	53-53	0	22-28	119

Longest Touchdown Plays

1. 100 yards	Keith Ross/Dexler Carter vs. Miami, 1986 (lateral on KO return)
	Deion Sanders vs. Tulsa, 1985 (INT return)
	Leon Bright vs. Virginia Tech, 1974 (KO return)
	Bill Moremen/T.K. Wetherell vs. Kentucky, 1965 (lateral on KO return)
5. 99 yards	Fred Biletnikoff vs. Miami, 1963 (INT return)
	Ted Hewitt vs. Stetson, 1948 (INT return)
7. 98 yards	Christian Ponder to Rod Owens vs. North Carolina, 2009
	Chris Weinke to Snoop Minnis vs. Clemson, 2000 (pass)
9. 97 yards	Leon Washington vs. Clemson, 2002 (KO return)
	Billy Allen vs. Louisiana State, 1981 (KO return)
	Larry Key vs. Virginia Tech, 1976 (run)
12. 96 yards	Nick Moody vs. Maryland, 2010 (Int. return)
	Tamarick Vanover vs. Wake Forest, 1992 (KO return)
	Jimmy Jordan to Kurt Unglaub vs. Virginia Tech, 1976 (pass)
	David Snell vs. Virginia Tech, 1970 (KO return)
16. 95 yards	Sammie Smith vs. Furman, 1987 (run)
	Billy Allen vs. West Virginia (Gator Bowl), 1982 (KO return)
	Greg Allen vs. Western Carolina, 1981 (KO return)
	Jimmy Black to Rudy Thomas vs. Southern Miss, 1976 (pass)
20. 94 yards	Tamarick Vanover vs. Miami, 1992 (KO return)
	Leon Fowler vs. Duke, 1992 (INT return)
	Bill Moremen/T.K. Wetherell vs. Miami, 1966 (lateral on KO return)

Most Points

Game:	30, Ron Sellers vs. Wake Forest, Nov. 23, 1968
Season:	126, Greg Allen, 1982
Career:	393, Derek Schmidt, 1984-87

Most Touchdowns

Game:	5, Ron Sellers vs. Wake Forest, Nov. 23, 1968
Season:	21, Greg Allen, 1982
Career:	49, Warrick Dunn, 1993-96

TEAM RECORDS

Single-Game

Most Points	77	vs. NC State	9/16/95
Most Points, Both Teams	96	vs. Arizona State	11/3/84
Greatest Margin of Victory	74	vs. Whiting Field*	10/1/49
	63	vs. Tulane	11/14/92
Greatest Margin of Defeat	49	vs. Florida	12/1/73
Most Touchdowns	11	vs. NC State	9/16/95
Most Touchdowns, Both Teams	13	vs. NC State	9/16/95
		vs. East Carolina	9/3/83
		vs. Maryland	11/7/92

*Service Team

Single-Season

Most Points	532	1995
Most Points Per Game	48.4	1995
Consecutive 50 Point Games	3	1986
Most Touchdowns	70	1993



KICKING RECORDS

INDIVIDUAL RECORDS

Highest Percentage of PAT Made

Season: (Min. 25 att.) - 100.0 (53-53) Dustin Hopkins; (29-29) Xavier Beitia, 2004 and (51-51), 2002; (47-47) Sebastian Janikowski, 1999; (38-38) Bill Capece, 1980; (42-42) Derek Schmidt, 1984 and (44-44), 1985
 Career: (Min. 100 att.) - 97.8 (174-178), Derek Schmidt, 1984-87

Most Points Kicking

Game: 18, Brett Cimorelli vs. Clemson, Nov. 4, 2000; Sebastian Janikowski vs. NC State, Sept. 18, 1999; Bill Capece vs. Pittsburgh, Oct. 11, 1980
 Season: 123, Sebastian Janikowski, 1998
 Career: 393, Derek Schmidt, 1984-87

Most Field Goals Attempted

Game: 8, Frank Fontes vs. Wake Forest, Sept. 26, 1970
 Season: 32, Sebastian Janikowski, 1998
 Career: 104, Derek Schmidt, 1984-87

Most Field Goals Made

Game: 5, Gary Cismesia vs. Miami, Oct. 20, 2007 and Duke, Nov. 6, 2004; Sebastian Janikowski vs. NC State, 1999 and Maryland, 1998; Bill Capece vs. Pittsburgh, Oct. 11, 1980
 Consecutive: 18, Graham Gano, 2008
 Season: 27, Gary Cismesia, 2007 & Sebastian Janikowski, 1998
 Career: 73, Derek Schmidt, 1984-87

Highest Percentage of FGs Made

Season: (Min. 15 atts.) - 92.3 (24-26), Graham Gano, 2008
 Career: (Min. 50 atts.) - 79.5 (66-83), Sebastian Janikowski, 1997-99

50- Yard Field Goals

Game: 2, Derek Schmidt (51, 51) vs. Memphis State, 1985
 Season: 5, Graham Gano, 2008
 Consecutive: 4, Graham Gano, 2008
 Career: 7, Derek Schmidt, 1984-87

PAT Leaders By Percentage

Player, Years	PAT-A	PCT
1. Derek Schmidt, 1984-87	174-178	.97752
2. Gary Cismesia, 2004-07	109-112	.97321
3. Richie Andrews, 1987-89	143-147	.97278
4. Xavier Beitia, 2001-04	174-179	.97206
5. Sebastian Janikowski, 1997-99	125-130	.96153

Field Goal Leaders By Percentage

Player, Years	FGM-A	PCT	LONG
1. Sebastian Janikowski, 1997-99	66-83	.79518	56
2. Gary Cismesia, 2004-07	65-83	.78313	60
3. Dustin Hopkins, 2009-10	41-55	.74545	55
4. Xavier Beitia, 2001-04	67-92	.72826	52
5. Derek Schmidt, 1984-87	73-104	.70192	54
6. Scott Bentley, 1993-96	42-61	.68852	49

Longest Field Goals

1. 60 yards	Gary Cismesia vs. Florida, 2007
2. 56 yards	Sebastian Janikowski vs. Wake Forest, 1997
3. 55 yards	Dustin Hopkins vs. Clemson, 2010
4. 54 yards	Gary Cismesia vs. Rice, 2006 Sebastian Janikowski vs. Florida, 1999 Derek Schmidt vs. Miami, 1984
7. 53 yards	Graham Gano vs. Miami, 2008 Graham Gano vs. NC State, 2008 Sebastian Janikowski vs. Clemson, 1998 Derek Schmidt vs. Florida, 1987 Derek Schmidt vs. Louisville, 1986 Grant Guthrie vs. Miami, 1969
13. 52 yards	Dustin Hopkins vs. Oklahoma, 2010 Dustin Hopkins vs. Miami, 2009 Graham Gano vs. Colorado, 2008 Graham Gano vs. Clemson, 2008 Xavier Beitia vs. Florida, 2004 Sebastian Janikowski vs. Wake Forest, 1999 Sebastian Janikowski vs. N. Carolina, 1994 Derek Schmidt vs. Arizona State, 1984 Mike Rendina vs. Ohio State, 1981
22. 51 yards	Derek Schmidt vs. Memphis State, 1985 (twice) Derek Schmidt vs. North Carolina, 1985 Grant Guthrie vs. Virginia Tech, 1969
25. 50 yards	Graham Gano vs. Virginia Tech, 2008 Gary Cismesia vs. Virginia Tech, 2007 Bill Capece vs. Pittsburgh, 1980 Dave Cappelen vs. South Carolina, 1979

Most PAT Attempted

Game: 11, Scott Bentley vs. NC State, Sept. 16, 1995
 Season: 69, Scott Bentley, 1995
 Career: 213, Scott Bentley, 1993-96

Most PAT Made

Game: 11, Scott Bentley vs. NC State, Sept. 16, 1995
 Season: 67, Scott Bentley, 1995
 Career: 200, Scott Bentley, 1993-96

Consecutive PAT Made

Career: 108, Derek Schmidt, 1984-86

TEAM RECORDS

Single-Game

Most PAT Made	11	vs. NC State	9/16/95
Most PAT Made, Both Teams	13	vs. NC State	9/16/95
Most Field Goals Made	5	vs. Miami	10/20/07
		vs. Duke	11/6/04
		vs. NC State	9/18/99
		vs. Maryland	10/3/98
		vs. Pittsburgh	10/11/80
Most Field Goals Made, Both Teams	6	vs. Miami	10/20/07
		vs. NC State	9/18/99
		vs. Maryland	10/3/98
		vs. Florida	12/3/83

Single-Season

Most PAT Made	67	1995
Most Field Goals Made	27	1998, 1999, 2007

SEASON RECORDS

XP Kicks Made

1. 67 in 1995 (of 69)
2. 59 in 2000 (of 66)
59 in 1993 (of 68)
4. 57 in 1988 (of 58)
5. 53 in 2010 (of 53)
6. 52 in 1996 (of 53)
52 in 1990 (of 54)
52 in 1982 (of 53)
9. 51 in 2002 (of 51)
51 in 1992 (of 55)
11. 50 in 2003 (of 51)

XP Kicks Attempted

1. 69 in 1995
2. 68 in 1993
3. 66 in 2000
4. 58 in 1988
5. 55 in 1992
6. 54 in 1990
7. 53 in 2010
53 in 1996
53 in 1982
9. 51 in 2003
51 in 2002
51 in 1997
51 in 1994

Most Field Goals Made

1. 27 in 2007
27 in 1998
3. 23 in 2004
23 in 1999
23 in 1987
6. 22 in 2010
22 in 1980
8. 19 in 2009
19 in 2003
19 in 2002
11. 18 in 1997
18 in 1985

Most Field Goals Attempted

1. 34 in 2007
34 in 2004
3. 32 in 1998
4. 31 in 1987
5. 30 in 2008
30 in 1999
30 in 1980
8. 28 in 2010
9. 28 in 2002
10. 27 in 2009
11. 26 in 1989
12. 25 in 2003
25 in 1997
25 in 1985
25 in 1970

PUNTING RECORDS

INDIVIDUAL RECORDS

Most Punts

Game: 12, Joe Downey vs. Houston, Nov. 3, 1973; Bill Cheshire vs. Florida, Sept. 28, 1968
 Season: 81, Joe Downey, 1973
 Career: 244, Rohn Stark, 1978-81

Highest Average

Game: (Min. 5 punts) - 54.8 (329-6), Rohn Stark vs. Florida, Nov. 28, 1981
 Season: (Min. 30 punts) - 46.0 (2,941-64), Rohn Stark, 1981
 Career: (Min. 100 punts) - 42.7 (10,418-244), Rohn Stark, 1978-81

Most Yards on Punts

Game: 465, Joe Downey vs. Houston, Nov. 3, 1973
 Season: 3,092, Joe Downey, 1973
 Career: 10,418, Rohn Stark, 1978-81

Longest Punt

Game: 84, Tommy Brown vs. Tampa, 1950

TEAM RECORDS

Single-Game

Most Punts	12	vs. Florida	9/28/68
		vs. Houston	11/3/73
Highest Average (Min. 5)	54.8 (329-6)	vs. Florida	11/28/81

Single-Season

Most Punts	81	1973
Fewest Punts	35	1988 and 1993
Highest Average Per Punt	17.0	2009 (390-23)

SEASON RECORDS

Most Punts

1. 81 in 1973
2. 76 in 2007
3. 74 in 2005
4. 70 in 2004
5. 72 in 2002
6. 69 in 2006
7. 66 in 1979
8. 65 in 1981
9. 63 in 1998
63 in 1970

Highest Punt Average

1. 45.2 in 1981
2. 45.1 in 1980
3. 44.3 in 2010
4. 43.8 in 1996
5. 43.1 in 1985
6. 42.7 in 1999



PUNT RETURN RECORDS

INDIVIDUAL RECORDS

Most Punt Returns

Game:	10, David Snell vs. South Carolina, Oct. 24, 1970
Season:	40, David Snell, 1970
Career:	126, Deion Sanders, 1985-88

Most Yards on Punt Returns

Game:	159, Leon Washington vs. Wake Forest, Oct. 25, 2003
Season:	541, Willie Reid, 2005
Career:	1,429, Deion Sanders, 1985-88

Highest Average Per Punt Return

Game:	(Min. 3) - 45.7 (137-3), Bobby Jackson vs. Virginia Tech, Nov. 16, 1974
Season:	(Min. 10) - 20.1 (241-12), Phil Abraira, 1969
Career:	(Min. 25) - 15.4 (1063-69), Willie Reid, 2002-05

Most TDs on Punt Returns

Game:	2, Joe Wessel vs. Arizona State, Nov. 3, 1984
Season:	3, Joe Wessel, 1984; Willie Reid, 2005
Career:	3, Joe Wessel, 1981-84; Deion Sanders, 1985-88; Terrell Buckley, 1989-91; Willie Reid, 2002-05

Longest Punt Returns

1.	92 yards	Phil Abraira vs. NC State, 1969 (TD)
2.	90 yards	Peter Warrick vs. Clemson, 1997 (TD)
3.	87 yards	Willie Reid vs. Penn State, 2005 (TD)
4.	83 yards	Willie Reid vs. Virginia Tech, 2005 (TD)
5.	80 yards	Robert Jackson vs. Virginia Tech, 1974 (TD)
		Bill Odom vs. Sletson, 1954 (TD)
7.	79 yards	Dee Feaster vs. Clemson, 1996 (TD)
8.	76 yards	Deion Sanders vs. Clemson, 1988 (TD)
9.	75 yards	Peter Warrick vs. N. Carolina, 1999 (TD)
		Wall Sumner vs. Alabama, 1967 (TD)
		Ralph Chaudron vs. Whiting Field, 1949 (TD)*
12.	74 yards	Greg Reid vs. Samford, 2010 (TD)
		Corey Sawyer vs. N. Carolina, 1992 (TD)
14.	71 yards	David Snell vs. Louisville, 1970 (TD)
15.	70 yards	Bill Campbell vs. Wake Forest, 1965 (TD)

*Service Team

TEAM RECORDS

Single-Game

Most Punt Returns	10	vs. S Carolina	10/24/70
Most Yards Gained	216	vs. Wake Forest	10/25/03
Most Touchdowns	2	vs. Arizona State	11/3/84

Single-Season

Most Punt Returns	54	2005
Fewest Punt Returns	14	1960
Most Yards	801	2005
Highest Average Per Punt Return	15.5	1988 (649-42)
Most Touchdowns	4	1979, 84 and 05
Lowest Average Per Punt Return	1.8	1989 (22-12)



Leon Washington

KICK RETURN RECORDS

INDIVIDUAL RECORDS

Most Kickoff Returns

Game:	7, Greg Reid vs. North Carolina, Nov. 6, 2010
Season:	35, Michael Ray Garvin, 2007
Career:	73, Keith Ross, 1985-88 & Michael Ray Garvin, 2006-08

Most Yards on Kickoff Returns

Game:	193, Greg Reid vs. North Carolina, Nov. 6, 2010
Season:	742, Greg Reid, 2010
Career:	1,721, Michael Ray Garvin, 2006-08

Highest Average Per Kickoff Return

Game:	(Min. 3) - 60.3 (181-3), Tamarick Vanover vs. Florida, Nov. 28, 1992
Season:	(Min. 10) - 30.1 (662-22), Michael Ray Garvin, 2006-08
Career:	(Min. 35) - 24.6 (1,406-57) Greg Reid, 2009-10

Most TDs on Kickoff Returns

Game:	1, 13 Times (latest Leon Washington vs. Clemson, 2002)
Season:	2, Tamarick Vanover, 1992
Career:	2, T.K. Wetherell, 1964-66; Eddie McMillan, 1970-72; Tamarick Vanover, 1992-93

Longest Kickoff Returns

1.	100 yards	Keith Ross/Dexter Carter vs. Miami, 1986 (TD, lateral)
		Leon Bright vs. Virginia Tech, 1974 (TD)
		Bill Moremen/T.K. Wetherell vs. Kentucky, 1965 (TD, lateral)
4.	97 yards	Leon Washington vs. Clemson, 2002 (TD)
		Laveranues Coles vs. Duke, 1998 (TD)
		Billy Allen vs. Louisiana State, 1981 (TD)
7.	96 yards	Tamarick Vanover vs. Wake Forest, 1992 (TD)
		David Snell vs. Virginia Tech, 1970 (TD)
9.	95 yards	Billy Allen vs. West Virginia (Gator Bowl), 1982 (TD)
		Greg Allen vs. Western Carolina, 1981 (TD)
11.	94 yards	Michael Ray Garvin vs. Colorado, 2008 (TD)
		Tamarick Vanover vs. Miami, 1992 (TD)
		Bill Moremen/T.K. Wetherell vs. Miami, 1966 (TD, lateral)
14.	93 yards	Larry Key vs. Texas Tech (Tangerine Bowl), 1977
		Eddie McMillan vs. Memphis State, 1970 (TD)
16.	90 yards	Shannon Baker vs. Tulane, 1992 (TD)
		Eddie McMillan vs. Miami, 1971 (TD)
18.	89 yards	Bill Odom vs. Virginia Tech, 1955 (TD)

TEAM RECORDS

Single-Game

Most Kickoff Returns	9	vs. Auburn	11/19/60
		vs. Miami	9/18/76
Most Yards Gained	215	vs. Florida	11/29/03
Most Touchdowns	1	13 times	
		latest vs. Clemson	10/3/02

Single-Season

Most Kickoff Returns	67	2009
Fewest Kickoff Returns	15	1962 and 1964
Most Yards	1390	2009
Highest Average	30.3	1992 (819-27)

Per Kickoff Return

Most Touchdowns	3	1992
Lowest Average	15.7	1962 (502-32)
Per Kickoff Return	15.7	1962 (502-32)



Michael Ray Garvin



BLOCKED KICKS AND PUNTS RECORDS

INDIVIDUAL RECORDS

Most Blocked Kicks

Game: 2, J.T. Thomas vs. Louisville, Sept. 12, 1970;
Joe Wessel vs. Temple, Sept. 29, 1984
Season: 5, Joe Wessel, 1984
Career: 7, B.J. Ward, 2001-04

Most Blocked Punts

Game: 2, Dexter Jackson vs. N. Carolina, Sept. 28, 1996;
Ron Hester vs. Boston College, Oct. 18, 1980;
Kelvin Smith vs. Southern Miss, Oct. 1987;
Jim Arnold vs. Troy State, 1950;
B.J. Ward vs. Duke, 2003
Season: 4, Joe Wessel, 1984
Career: 5, Bobby Butler, 1977-80

Most Blocked Field Goals

Game: 2, J.T. Thomas vs. Louisville, Sept. 12, 1970
Season: 4, B.J. Ward, 2003
Career: 7, B.J. Ward, 2001-04

Most TDs Scored Off Blocked Kicks

Game: 2, Joe Wessel vs. Arizona State, Nov. 3, 1984
Season: 3, Joe Wessel, 1984
Career: 4, Clifton Abraham, 1991-94

Most TDs Scored Off Blocked Punts

Game: 2, Joe Wessel vs. Arizona State, Nov. 3, 1984
Season: 3, Joe Wessel, 1984
Career: 4, Clifton Abraham, 1991-94

Most TDs Scored Off Blocked Field Goals

Game: 1, Several Players (latest Eric Riley vs. Temple,
Sept. 29, 1984)
Season: 1, Several Players (latest Eric Riley, 1984)
Career: 1, Several Players (latest Eric Riley, 1980-84)

TEAM RECORDS

Blocked Kicks & Punts

Most Blocked Kicks 2 many times
last vs. La Tech 10/22/88
Most Blocked Punts 2 eight times
last vs. NC State 11/5/05
Most Blocked Field Goals 2 vs. Louisville 9/12/70
Most TDs off Blocked Kicks 2 vs. Arizona State 11/3/84
Most TDs off Blocked Punts 2 vs. Tulane 10/20/84
vs. Arizona State 11/3/84
Most TDs off
Blocked Field Goals 1 many times
last vs. Clemson 9/16/06

FSU's Blocked Kicks Since 1990

2010	9/4	Samford	Blocked Punt
	11/13	Clemson	Blocked FG
	12/4	Virginia Tech	Blocked XPT
2009	9/12	Jacksonville State	Blocked FG
	11/28	Florida	Blocked PAT

2008	9/13	Chatanooga	Blocked Punt*
	9/27	Colorado	Blocked Punt*
2007	9/3	Clemson	Blocked Punt
	10/11	Wake Forest	Blocked Punt
2006	9/9	Troy	Blocked FG
	9/16	Clemson	Blocked PAT*
		Clemson	Blocked FG *
		Duke	Blocked PAT*
	10/14	Virginia	Blocked Punt
	11/4	UCLA	Blocked Punt *
	12/27	UCLA	Blocked Punt *
2005	9/5	Miami	Blocked Punt
	9/17	Boston College	Blocked Punt
	11/5	NC State	2 Blocked Punts
	11/12	Clemson	Blocked Punt
2004	9/18	UAB	Blocked Punt
	10/2	North Carolina	Blocked Punt
	10/16	Virginia	Blocked Punt
2003	9/20	Colorado	Blocked Punt
	9/27	Duke	2 Blocked FGs
	11/1	Notre Dame	Blocked FG
2002	8/24	Iowa State	Blocked FG
	8/31	Virginia	Blocked Punt
	9/14	Maryland	Blocked FG
	9/21	Duke	Blocked FG
	11/2	Wake Forest	Blocked FG
2001	1/3	Virginia Tech	Blocked Punt (Gator Bowl)
	9/1	Duke	Blocked Punt
	9/1	Duke	Blocked Punt
2000	10/28	NC State	Blocked Punt
1999	10/9	Miami	Blocked FG
	10/23	Clemson	Blocked FG
	10/30	Virginia	Blocked Punt
	11/13	Maryland	2 Blocked Punts
	11/20	Florida	Blocked Punt
	1/4	Virginia Tech	Blocked Punt

1998	10/3	Maryland	Blocked FG
	9/12	NC State	Blocked PAT
1997	11/8	North Carolina	Blocked Punt
	11/1	NC State	Blocked Punt
1996	11/30	Florida	Blocked Punt
	11/2	Georgia Tech	1 Blocked Punt*
	9/28	North Carolina	2 Blocked Punts
			Blocked FG
	9/19	NC State	Blocked Punt
1995	11/25	Florida	Blocked Punt
	11/11	North Carolina	2 Blocked Punts
			1 Blocked XPunt
	9/23	Central Florida	Blocked FG
	9/9	Clemson	Blocked Punt
1994	9/10	Maryland	Blocked Punt
1992	9/5	Duke	Blocked Punt
1991	10/19	Mid Tenn State	Blocked Punt
1990	12/29	Penn State	Blocked FG
	10/27	LSU	Blocked Punt
	9/15	Georgia Southern	Blocked Punt

*Returned for points

TOTALS

1990-2010 (shown above)

42 Blocked Punts, 23 Blocked Kicks, 65 Total

1976-1989

52 Blocked Punts, 14 Blocked Kicks, 66 Total

Blocked Kicks Totals in Bowden Era

(417 games, 34 years) 1976-2009
93 Blocked Punts, 36 Blocked Kicks, 129 Total



Dexter Jackson



B.J. Ward



THE LAST TIME IT HAPPENED

THE LAST TIME FLORIDA STATE...

RUSHING

Had 400 or more yards:	vs. Wake Forest, 1995 (401)
Had 300-399 yards:	at BYU, 2009 (313)
Had 200-299 yards:	vs. South Carolina, 2010 (218)
Had 51-100 yards:	vs. Virginia Tech, 2010 (53)
Had 11-50 yards:	vs. USF, 2009 (19)
Had FEWER than 10 yards:	at Miami, 2006 (1)
Had 70 or more rush attempts:	vs. Western Carolina, 1985 (72)
Had 60-69 rush attempts:	vs. Virginia, 2002 (60)
Had 50-59 rush attempts:	at Miami, 2008 (54)
Had six rush TDs:	vs. Maryland, 1992
Had five rush TDs:	vs. NC State, 2009
Had four rush TDs:	at Miami, 2010
Had two or more players with 100 rush yards in a game:	vs. Rice, 2006 Lorenzo Booker (13-115); Antone Smith (12-137)
Had two with 150 or more rush yards in a game:	vs. Notre Dame 1995 Rock Preston (165), Warrick Dunn (163)

PASSING

Had 500 or more yards passing:	vs. Clemson, 2000 (521)
Had 400-499 yards passing:	vs. Citadel, 2005 (485)
Had 300-399 yards passing:	at North Carolina, 2009 (395)
Had 200-299 yards passing:	vs. Virginia Tech, 2010 (288)
Had 76-125 yards passing:	vs. South Carolina, 2010 (90)
Had LESS than 75 yards passing:	vs. Miami, 2005 (74)
Had 40 or more pass attempts:	vs. NC State, 2009 (40)
Had 30-39 attempts:	vs. North Carolina, 2010 (35)
Attempted 20 or fewer attempts:	vs. Virginia Tech, 2008 (19)
Had 30 or more pass completions:	vs. Virginia Tech, 2010 (32)
Had 20-29 pass completions:	vs. North Carolina, 2010 (24)
Had FEWER than 10 pass completions:	at Colorado, 2007 (8)
Had five passing TDs:	vs. Georgia Tech, 2009
Had four passing TDs:	vs. Samford, 2010
Had three passing TDs:	vs. Florida, 2010
Had zero passing TDs:	vs. Clemson, 2010
Had seven passes intercepted:	at South Carolina, 1984
Had six passes intercepted:	vs. NC State, 1998
Had five passes intercepted:	vs. Wake Forest, 2008
Had four passes intercepted:	at Clemson, 2009
Had three passes intercepted:	vs. Virginia Tech, 2010
Did not throw an interception:	vs. Florida, 2010



Rodney Smith

RECEIVING

Had one player with 100 yards receiving:	vs. Clemson, 2010 (Rodney Smith, 4-121)
Had two players with 100 yards receiving:	at Boston College, 2009 (Goodman 105, Reed 106)
Had three players with 100 yards receiving:	vs. The Citadel, 2005 (Davis 125, Fagg, 113, Carr 104)

COMBINATION OFFENSE

Had one 300-yard passer and one 100-yard rusher in a game:	vs. Duke, 2007 Drew Weatherford (339 pass), Antone Smith (146 rush)
Had (1) 100-yd receiver and (1) 100-yd rusher in a game:	vs. Kentucky, 2007 Antone Smith (156 rush), Preston Parker (105 receive)

TOTAL OFFENSE

Had 550 or more yards total offense:	vs. NC State, 2009 (555)
Had 500-549 yards total offense:	vs. Georgia Tech, 2009 (539)
Had 450-499 yards total offense:	at Miami, 2010 (471)
Had 400-449 yards total offense:	at Virginia, 2010 (428)
Had 151-200 yards total offense:	vs. Wake Forest, 2006 (139)
Had LESS than 150 yards total offense:	vs. Wake Forest, 2006 (139)
Had 85 or more plays:	at Miami, 2008 (86)
Had 75-84 plays:	vs. Wake Forest, 2010 (78)
Had FEWER than 55 plays:	vs. Maryland, 2009 (51)

SCORING

Scored 60 or more points:	vs. Western Carolina, 2008 (69)
Scored 50-59 points:	vs. Samford, 2010 (59)
Scored 40-49 points:	at Miami, 2009 (45)
Scored 30-39 points:	vs. Virginia Tech, 2010 (33)
Allowed 60 or more points:	Never
Allowed 50-59 points:	vs. Florida (Sugar Bowl), 1996 (52)
Allowed 40-49 points:	vs. Virginia Tech, 2010 (44)
Allowed 30-39 points:	vs. North Carolina, 2010 (37)
FSU lost by 45 or more points:	at Miami, 1976 (47)
FSU lost by 35-44 points:	at Virginia Tech, 1974 (35)
Scored On First Drive Of Game:	vs. Virginia Tech, (2010)
FSU lost by 30 or more points:	at Oklahoma, 2010 (30)
FSU lost by 20 or more points:	at Florida, 2009 (27)
Was held scoreless:	vs. Wake Forest, 2006 (30-0)
Was held scoreless in Doak Campbell:	vs. Wake Forest, 2006 (30-0)
Was held scoreless on the road:	vs. Miami, 1988 (31-0)
Held opponent scoreless:	vs. Wake Forest, 2010 (31-0)
Held opponent scoreless at Doak Campbell:	vs. Wake Forest, 2010
Held opponent scoreless on the road:	at Notre Dame, 2003 (37-0)
Held opp. scoreless/neutral site:	Kansas, (Meadowlands) 1993, (42-0)
Held opponent without a touchdown:	vs. Wake Forest, 2010
Held two opponents scoreless in one season:	2003
Held three opponents scoreless in one season:	1993
Held four opponents scoreless in one season:	1993
Held five opponents scoreless in one season:	Never
Held an ACC opponent scoreless:	vs. Wake Forest, 2010 (31-0)
Held two ACC opponents scoreless:	1993
Held three ACC opponents scoreless:	1993
Held four ACC opponents scoreless:	Never
Scored a 2-point conversion:	vs. Maryland, 2009 (Manuel to Easterling)
Scored a defensive 2-point conversion:	vs. Virginia Tech, 2010 (Bradham)

TURNOVERS

Committed nine turnovers:	at South Carolina, 1984 (7 Int., 2 Fum.)
Committed eight turnovers:	Never
Committed seven turnovers:	vs. Wake Forest, 2008 (5 Int., 2 Fum.)
Committed six turnovers:	at NC State, 1998 (6 Int.)
Committed five turnovers:	at Clemson, 2009 (4 Int. 1 Fumble)
Committed four turnovers:	vs. Boston College, 2010 (3 Ints, 1 Fumble)
Lost five or more fumbles:	Never
Lost four or more fumbles:	vs. USF, 2009 (4)
Lost three or more fumbles:	vs. Jacksonville State, 2009 (3)
Did not commit a turnover:	vs. Florida, 2010
Did not commit a turnover in consec. games:	NC St and Va Tech (2008)
Lost a game and did not commit a turnover:	vs. North Carolina, (2010)
Recorded five or more takeaways:	vs. South Carolina (3 INT, 2 Fum.)
Recorded four takeaways:	vs. Florida, 2010 (3 Fumbles, 1 Int.)
Returned two or more interceptions for TDs:	vs. Michigan, 1991
Returned an interception for a TD:	at Maryland, 2010 (Nick Moody 96 yards)

THE LAST TIME IT HAPPENED

Returned a fumble for a TD:

vs. Jacksonville State, 2009
(Kevin McNeil, 33 yards)

Two Players Returned a Fumble for a TD in a game:

vs. Wisconsin, 2008
(Derek Nicholson, 75 and Dekoda Watson, 51)

DEFENSE

Held opponent to 0 or fewer rushing yards:	at Colorado, 2007 (-27)
Held opponent to 1-10 rushing yards:	vs. Duke, 2007 (9)
Held opponent to 11-50 rushing yards:	at Virginia, 2010 (25)
Held opponent to 51-100 passing yards:	vs. Florida, 2010 (64)
Held opponent to 50 or fewer passing yards:	vs. USC, 1999 (23)
Held opponent to 201-300 yds total offense:	vs. Florida, 2010 (276)
Held opponent to 151-200 yds total offense:	vs. Wake Forest, 2010 (185)
Held opponent to 101-150 yds total offense:	at Miami, 2006 (134)
Held opponent to 100 or fewer yds total offense:	vs. The Citadel, 2005 (91)
Intercepted five or more passes:	vs. Wake Forest, 1997 (5)
Intercepted four or more passes:	vs. Maryland, 1999 (4)
Intercepted three or more passes:	vs. South Carolina, 2010 (3)
Recovered three fumbles:	vs. Florida, 2010
Scored a safety:	vs. Colorado (JAX), 2008
Scored two or more safeties:	vs. Central Florida, 1995
Scored on a blocked FG	vs. Clemson, 2006 (Tony Carter 69 yards)
Recorded 10 or more sacks:	vs. Wake Forest, 1997 (11)
Recorded nine or more sacks:	vs. Miami, 2005 (9)
Recorded eight or more sacks:	vs. BYU, 2010 (8)
Recorded seven or more sacks:	vs. Jacksonville State, 2009 (7)
Recorded six or more sacks:	at Virginia, 2010 (6)
Recorded 10 or more tackles for loss:	at Virginia, 2010 (10)
Held opponent to 10 or fewer first downs:	vs. Chattanooga, 2008 (7)
Broke up 10 more passes:	vs. Boston College, 2010 (10)

SPECIAL TEAMS

Returned a punt for a TD:	vs. Samford, 2010 (Greg Reid, 74 yards)
Returned at least two punts for TDs in a season:	Willie Reid, 2005 (3) vs. Va Tech, Maryland, Penn State
Returned a blocked punt for a TD:	vs. UCLA, 2006 (Lawrence Timmons, 25 yds)
Blocked A Punt For A Safety:	vs. Colorado (JAX), 2008
Returned a kickoff for a TD:	vs. Colorado, 2008 (Michael Ray Garvin-94)
Blocked one punt:	vs. Samford, 2010 (Chris Thompson)
Blocked two punts:	vs. NC State, 2005 (Houllis, Church)
Blocked three punts:	Never
Punted 10 or more times:	at NC State, 2004 (11)
Did not record a punt:	vs. Samford, 2010
Punted Once:	vs. Wake Forest, 2010
Blocked a field goal:	vs. Clemson, 2010 (Nigel Bradham)
Blocked two field goals:	at Duke, 2003 (B.J. Ward)
Blocked a FG and returned for a TD:	vs. Clemson, 2006 (Tony Carter 69 yds)
Had a field goal blocked:	Gary Cismesia at Maryland, 2006
Had a FG blocked and returned for a TD:	Gary Cismesia at Florida, 2005
Blocked a PAT kick:	vs. Virginia Tech, 2010 (Team)
Scored on a blocked PAT:	vs. Virginia Tech, 2010 (Nigel Bradham)
Missed a kicking PAT:	at BYU, 2009 (1)
Had a kicking PAT blocked:	vs. Florida, 2008 (Graham Gano)
Had a punt blocked:	vs. NC State, 2009 (Shawn Powell)
Recovered an on-side kick:	at Wake Forest, 2009

MISCELLANEOUS

Had 30 or more first downs:	vs. Duke, 2007 (30)
Had 20-29 first downs:	vs. Florida, 2010 (21)
Had FEWER than 10 first downs:	at Clemson, 2007 (8)
Had 20 or more penalties:	vs. Duke, 1997 (20)
Had 15-19 penalties:	at North Carolina, 2009 (16)
Had 10-14 penalties:	at NC State, 2010 (10)
Had 150 or more yards in penalties:	vs. West Virginia, 2005 (174)
Had 100-149 yards in penalties:	at North Carolina, 2009 (121)
Had less than 25 yards in penalties:	vs. Boston College, 2010 (20)
Had ZERO penalties:	vs. Virginia Tech, 2010
Had 35 minutes or more possession time:	vs. West Virginia, 2010 (37:07)
Was involved in a tie game	vs. Florida, 1994 (31-31)
Was involved in an overtime game:	vs. Penn State, 2006
Scoring Drive of 20 or more plays:	vs. Notre Dame, 2002 (20)
Scoring Drive of 15 or more plays:	at Clemson, 2009 (16)

THE LAST TIME A FLORIDA STATE PLAYER...

RUSHING

Rushed 35 or more times:	Never
Rushed 30-34 times:	Greg Jones at Miami, 2002 (31)
Rushed 25-29 times:	Chris Thompson vs. South Carolina, 2010 (25)
Rushed 20-24 times:	Jermaine Thomas vs. NC State, 2009 (20)
Rushed for 300 or more yards:	Greg Allen vs. Western Carolina, 1981 (322)
Rushed for 200-299 yards:	Sammie Smith vs. Tulane, 1988 (212)
Rushed for 175-199 yards:	Jermaine Thomas vs. NC State, 2009 (186)
Rushed for 150-174 yards:	Chris Thompson at Miami, 2010 (14-158)
Rushed for 125-149 yards:	Chris Thompson vs. So. Carolina, 2010 (25-147)
Rushed for 100-124 yards:	Ty Jones at NC State, 2010 (10-108)
QB rushed for 100 or more yards:	Christian Ponder at UM, 2008 (144)
QB rushed for 60-99 yards:	EJ Manuel vs. West Virginia, 2010 (70)
QB rushed for a TD of 50+ yards:	D'Vontrey Richardson (55), vs. UTC, 2008
Four Rushing TDs:	Antone Smith at Miami, 2008
Three Rushing TDs:	Ty Jones vs. Virginia Tech, 2010
Two Rushing TDs:	Lonnie Pryor vs. North Carolina, 2010
Two Players Rush For Two TDs:	Jermaine Thomas & Chris Thompson vs. NC State, 2009
Had a run of 80 yards or more:	Chris Thompson at Miami, 2010 (90)
Had a run of 60-79 yards:	Chris Thompson at Maryland, 2010 (70)
Had a run of 50-59 yards:	Ty Jones vs. Samford, 2010 (57)

PASSING

Passed for 400 or more yards:	Chris Weinke vs. Clemson, 2000 (521)
Passed for 300-399 yards:	Christian Ponder at North Carolina, 2009 (395)
Passed for 200-299 yards:	EJ Manuel vs. Virginia Tech, 2010 (288)
Attempted 45 or more passes:	Drew Weatherford vs. Kentucky, 2007 (48)
Attempted 35-44 passes:	Christian Ponder vs. Wake Forest, 2010 (37)
Completed 40 or more passes:	Drew Weatherford vs. Penn St., 2006 (43)
Completed 30-39 passes:	EJ Manuel vs. Virginia Tech, 2010 (31)
Threw five TD passes:	Christian Ponder vs. Georgia Tech, 2009
Threw four TD passes:	Christian Ponder vs. Samford, 2010
Threw six interceptions:	Chris Wienke at NC State, 1998
Threw four interceptions:	Chris Rix vs. Miami, 2001
Threw three interceptions:	Christian Ponder vs. Boston College, 2010
Completed a pass of 80 yards or more:	Christian Ponder to Rod Owens at UNC, 2009 (98)
Completed a pass of 70-79 yards:	Xavier Lee to De' Cody Fagg vs. Alabama (JAX), 2007 (70)
Completed pass of 50-69 yards:	EJ Manuel to Rodney Smith, vs. Clemson, 2010 (53)
Passed for 4 TDs in a half:	Christian Ponder vs. Samford, 1st half, 2010
Passed For 3 TDs In A Half:	Christian Ponder vs. North Carolina, 1st half, 2010
Completed A Pass To 9 Different Receivers:	Christian Ponder at BYU, 2009

RECEIVING

Caught 15 or more passes:	Ron Sellers vs. South Carolina, 1968 (16)
Caught 10-14 passes:	Willie Haulstead vs. North Carolina, 2010 (10)
10 Different Receivers caught a pass:	vs. Wake Forest, 2010
Had 200 or more receiving yards:	Crapphonso Thorpe at Notre Dame, 2003 (217)
Had 175-199 yards receiving:	Rod Owens at North Carolina, 2009 (199)
Had 150-174 yards receiving:	Willie Haulstead vs. North Carolina, 2010 (154)
Had 100-149 yards receiving:	Rodney Smith vs. Clemson, 2010 (121)
Caught three TDs:	Greg Carr at Duke, 2006
Caught two TDs:	Willie Haulstead vs. Wake Forest, 2010
Caught a 2 pt. conversion:	Taiwan Easterling (from EJ Manuel) vs. Maryland, 2009

TOTAL OFFENSE

Had 500 or more yards:	Chris Weinke vs. Clemson, 2000 (509)
Had 400-499 yards:	Christian Ponder at North Carolina, 2009 (409)
QB had 100 yards both passing and rushing:	Christian Ponder vs. Miami, 2008 (144 rushing, 159 passing)

SCORING

Accounted for five TDs:	Christian Ponder vs. Georgia Tech, 2009 (5 passing)
Accounted for four TDs:	Christian Ponder vs. Samford, 2010 (4 passing)
Accounted for three TDs:	Christian Ponder vs. Florida, 2010 (3 pass)
Scored four or more TDs:	Antone Smith at Miami, 2008 (4 rush)
Scored three TDs:	Ty Jones vs. Virginia Tech, 2010 (3 rushing)
Scored two TDs:	Lonnie Pryor vs. North Carolina, 2010 (2 rushing)



THE LAST TIME IT HAPPENED

DEFENSE

Intercepted three or more passes:	Mario Edwards at Wake Forest, 1998 (4)
Intercepted two passes:	Greg Reid at Virginia, 2010
Five consecutive games with an interception:	Terrell Buckley (11/2/91-11/1/92) Patrick Robinson (10/6/07-11/3/07)
Recovered two fumbles:	Xavier Rhodes vs. Florida, 2010
Recovered three or more fumbles:	Ron Wallace vs. Wichita St., 1969 (3)
Recorded five or more sacks:	Daryl Bush vs. N. Carolina, 1997 (5)
Recorded four sacks:	Alonzo Jackson at Louisville, 2002
Recorded three sacks:	Dekoda Watson vs. Jacksonville State (3.5), 2009
Recorded three sacks in three games in a season:	Everette Brown vs. Virginia Tech, vs. Clemson, and at Maryland, 2008
Recorded two sacks:	Brandon Jenkins vs. Florida, 2010
Recorded 15 or more tackles:	Kendall Smith at NC State, 2010 (15)
Recorded 10-14 tackles:	Nick Moody vs. Virginia Tech, 2010 (12)
Forced two or more fumbles:	Greg Reid vs. South Carolina, 2010 (2)
Returned a fumble for a TD:	Kevin McNeil vs. Jacksonville State, 2009 (33 yards)
Two Players Returned a fumble for a TD in a game:	Derek Nicholson and Dekoda Watson vs. Wisconsin, 2008
Returned a INT for a TD:	Nicky Moody at Maryland, 2010 (96 yds)
DT Returned a INT for a TD:	Markus White vs. Miami, 2009 (31 yds)
Recorded four or more punts:	Greg Reid vs. South Carolina, 2010 (4)
Recorded 4 TFL in a game:	Everette Brown at Maryland, 2008 (4.5)
Recorded 3 TFL in a game:	Brandon Jenkins vs. Boston College, 2010 (3.5)

SPECIAL TEAMS

Scored 13 or more points kicking:	Dustin Hopkins vs. South Carolina, 2010 (14)
Kicked five FGs.:	Gary Cismesia vs. Miami, 2007
Kicked four FGs:	Dustin Hopkins vs. South Carolina, 2010
Kicked three FGs:	Dustin Hopkins at Maryland, 2010
Kicked two FGs of 50 or more yds:	Derek Schmidt vs. Memphis, 1985 (51, 51)
Kicked one FG of 50-59 yards:	Dustin Hopkins vs. North Carolina, 2010 (55)
Kicked a 60 yard field goal:	Gary Cismesia at Florida, 2007 (60)
Had a 50+ yard FG in five straight games:	Graham Gano, 2008
Kicked 15 consecutive FG:	Graham Gano, 2008 (18)
Kicked game-winning FG as time expired:	Dustin Hopkins vs. Clemson, 2010 (55)
Had a punt of 70 or more yards:	Sean Liss at Miami, 1996 (76)
Had a punt of 60-69 yards:	Shawn Powell at Virginia, 2010 (66)
Had two punts of 60 or more yards:	Shawn Powell at Virginia, 2010 (66, 61)
Had three punts over 50 yards.:	Shawn Powell vs. North Carolina, 2010



Dustin Hopkins

Punted nine or more times:	Graham Gano at Clemson, 2007 (9)
Had 3 punts downed inside the opponent's five:	Graham Gano vs. Wisconsin, 2008
Had a net punting average of 50 or better:	Shawn Powell vs. South Carolina, 2010 (3-50.0)
Returned a fumble for a TD:	Dekoda Watson vs. Wisconsin, 2008 (3)
Totaled 175 or more kick return yards:	Greg Reid vs. North Carolina, 2010 (7-193)
Totaled 100-174 kick return yards:	Lamarcus Joyner vs. Virginia Tech, 2010 (112)
Totaled 100 or more punt return yards:	Willie Reid at NC State, 2004 (108 on 6)
Blocked a punt:	Chris Thompson vs. Samford, 2010
Blocked two punts:	Dexter Jackson vs. UNC, 1996; Ron Hester vs. B.C., 1980; Kelvin Smith vs. So. Miss, 1987; Jim Arnold vs. Troy St., 1950
Blocked three punts:	Never
Blocked a field goal:	Nigel Bradham vs. Clemson, 2010
Blocked a field goal and ret. for TD:	Tony Carter vs. Clemson, 2006 (69 yards)
Blocked a PAT kick:	Team vs. Virginia Tech, 2010
Returned a blocked PAT for 2 points:	Nigel Bradham vs. Virginia Tech, 2010
Returned a kickoff for TD:	Michael Ray Garvin vs. Colorado, 2008 (94)
Returned a punt for a TD:	Greg Reid vs. Samford, 2010 (74 yards)
Returned two punts for a TD in a season:	Willie Reid, 2005 (2)
Returned a punt for first score of game:	Tony Carter vs. WCU, 2008
Returned a punt for first score of season:	Tony Carter vs. WCU, 2008
Blocked a punt for a safety:	Dekoda Watson vs. Colorado, 2008

THE LAST TIME AN OPPOSING PLAYER...

RUSHING

Rushed 40 or more times:	not since 1985
Rushed 30-39 times:	Tiki Barber, Virginia, 1995 (31)
Rushed 25-29 times:	Jamie Harper, Clemson, 2010 (27)
Rushed for 300 yards or more:	Sam Dejamette, So. Miss., 1982 (304)
Rushed for 200-299 yards:	Sam Dejamette, So. Miss., 1982 (304)
Rushed for 150-199 yards:	Montel Harris, Boston College, 2010 (191)
Rushed for 100-149 yards:	Jamie Harper, Clemson, 2010 (143)
Rushed for three TDs:	Russell Wilson, NC State, 2010
Rushed for two TDs:	Demarco Murray, Oklahoma, 2010
Had a run of 80 or more yards:	Josh Adams, Wake Forest, 2007 (83)
Had a run of 70-79 yards.:	Montel Harris, Boston College, 2010 (72)
Had a run of 60-69 yards:	Jeff Demps, Florida, 2009 (62)
Had a run of 50-59 yards:	Darren Evans, Virginia Tech, 2010 (51)

PASSING

Passed for 500 or more yards:	Jeff Van Raaphorst, Ariz. St., 1984 (532)
Passed for 400-499 yards:	T.J. Yates, North Carolina, 2010 (439)
Passed for 300-399 yards:	Landry Jones, Oklahoma, 2010 (380)
Passed for 200-299 yards:	Stephen Garcia, South Carolina, 2010 (243)
Attempted 60 or more passes:	Scott Milanovich, Maryland, 1995 (62)
Attempted 50-59 passes:	Andre' Woodson, Kentucky, 2007 (50)
Attempted 40-49 passes:	Danny O'Brien, Maryland, 2010 (45)
Completed 30-39 passes:	Marc Verica, Virginia, 2010 (30)
Completed 20-29 passes:	Danny O'Brien, Maryland, 2010 (25)
Threw five TD passes:	Russell Wilson, NC State, 2009
Threw four TD passes:	Landry Jones, Oklahoma, 2010
Threw three TD passes:	Tyrod Taylor, Virginia Tech, 2010
Completed a pass of 75 or more yards:	Marc Verica to Kris Burd, Virginia, 2010 (76)
Completed a pass of 50 or more yards:	Garcia to Marcus Lattimore, So. Carolina, 2010 (53)

RECEIVING

Caught 15 or more passes:	Alvin Pearman, Virginia, 2003 (16)
Caught 10-14 passes:	Ryan Broyles, Oklahoma, 2010 (12)
Caught 7-9 passes:	Alshon Jeffery, South Carolina, 2010 (9)
Had 200 or more yards receiving:	Dwight Jones, North Carolina, 2010 (233)
Had 150-199 yards receiving:	Owen Spencer, NC State, 2009 (165)
Had 100-149 yards receiving:	Alshon Jeffery, South Carolina, 2010 (130)
Caught five TD passes:	Torry Holt, NC State, 1997
Caught three TD passes:	Jarvis Williams, NC State, 2009
Caught two TD passes:	Aaron Hernandez, Florida, 2009

SCORING

Scored five TDs:	Torry Holt, NC State, 1997 (5 rec.)
Scored three TDs:	Russell Wilson, NC State, 2010 (3 rush)
Scored two TDs:	Tim Tebow and Aaron Hernandez, Florida, 2009 (2 rush; 2 rec.)

DEFENSE

Intercepted three passes.:	Brian Wilkins, Georgia Tech, 1996
Intercepted two passes:	Jim Noel, Boston College, 2010
Recorded three sacks:	Mario Williams, NC State, 2004
Recorded two sacks:	Natanu Mageo, NC State, 2010



THE LAST TIME IT HAPPENED

SPECIAL TEAMS

Scored 10 or more points kicking:	Travis Baltz, Maryland, 2010 (10)
Kicked four field goals:	Nate Freese, Boston College, 2010
Kicked a 50-yard field goal:	Chris Davis, Western Michigan, 2006 (50)
Kicked a 60-yard punt:	Adam Podlesh, Maryland, 2006 (62)
Kickoff Return of 50 yards or more:	Mark Rodgers, West Virginia, 2010 (51)
Missed three field goals:	Sam Swank, Wake Forest, 2008

THE LAST TIME AN OPPOSING TEAM...

RUSHING

Had 400 or more yards rushing:	Georgia Tech, 2009 (401)
Had 300-399 yards rushing:	Florida, 2009 (311)
Had 200-299 yards rushing:	Florida, 2010 (212)
Had 26-100 yards rushing:	North Carolina, 2010 (34)
Had 11-25 yards rushing:	Virginia Tech, 2010 (25)
Had 1-10 yards rushing:	Duke, 2007 (9)
Had FEWER than 0 yards rushing:	Colorado, 2007 (-27)
Had 50 or more rushing attempts:	NC State, 2010 (53)
Had six rushing TDs:	Georgia Tech, 2009
Had five rushing TDs:	Auburn, 1985
Had four rushing TDs:	Georgia Tech, 2008
Had a player with 100 yards rushing in a game:	Clemson, 2010
Had two players with 100 yards rushing in a game:	Georgia Tech, 2009

PASSING

Had 400 or more yards passing:	North Carolina, 2010 (439)
Had 300-399 yards passing:	Oklahoma, 2010 (394)
Had 200-299 yards passing:	South Carolina, 2010 (275)
Had FEWER than 100 yards passing:	Florida, 2010 (64)
Had 60 or more pass attempts:	Maryland, 1995 (62)
Had 50-59 pass attempts:	Kentucky, 2007 (50)
Completed 30 or more passes:	Oklahoma, 2010 (32)
Had five passing TDs:	NC State, 2009
Had four passing TDs:	Oklahoma, 2010
Had three passing TDs:	Virginia Tech, 2010

RECEIVING

Had one player with 200 yds receiving in a game:	North Carolina, 2010 (233)
Had one player with 100 yds receiving in a game:	South Carolina, 2010 (130)
Had 11 or more players catch at pass:	Virginia, 2010 (11)
Had 10 players catch a pass:	Wake Forest, 2008
Had nine players catch a pass:	NC State, 2010

TOTAL OFFENSE

Had 600 or more yards total offense:	Arizona State, 1984 (651)
Had 500-599 yards total offense:	Florida, 2009 (545)
Had 400-499 yards total offense:	South Carolina, 2010 (414)
Had 300-399 yards total offense:	Clemson, 2010 (391)
Had 201-299 yards total offense:	Florida, 2010 (276)
Had 125-200 total offense:	Wake Forest, 2010 (185)
Had FEWER than 125 yards total offense:	Citadel, 2005 (91)
Had 80 or more plays:	NC State, 2010 (81)
Had 70-79 plays:	Virginia Tech, 2010 (71)

SCORING

Scored 60 or more points:	Never
Scored 50-59 points:	Florida (Sugar Bowl), 1996 (52)
Scored 40-49 points:	Virginia Tech, 2010 (44)
Scored 30-39 points:	North Carolina, 2010 (37)
Scored a two-point conversion:	Clemson, 2009 (run)

TURNOVERS

Had five fumbles:	Kentucky, 2007 (5)
Had three fumbles LOST:	Florida, 2010
Had three or more passes intercepted:	South Carolina, 2010 (3)
Did not commit a turnover:	Virginia Tech, 2010
Intercepted seven passes:	South Carolina, 1984
Intercepted six passes:	NC State, 1998
Intercepted five passes:	Wake Forest, 2008
Intercepted four passes:	Clemson, 2009
Intercepted three passes:	Maryland, 2009
Returned an INT for a TD:	Virginia Tech, 2010 (Gouveia-Winslow, 24 yards)
Returned a fumble for a TD:	Miami, 2007 (Colin McCarthy, 27 yards)



Brandon Jenkins

DEFENSE

Held FSU to 10 or fewer first downs:	Clemson, 2007 (9)
Scored a safety:	Miami, 2008
Held FSU to 26-50 yards rushing:	North Carolina, 2009 (43)
Held FSU to 25 or fewer yards rushing:	USF, 2009 (19)
Held FSU to 201-300 yards passing:	Florida, 2010 (221)
Held FSU to 101-200 yards passing:	NC State, 2010 (177)
Held FSU to 100 or fewer yards passing:	South Carolina, 2010 (90)
Held FSU to 300 or fewer yards total offense:	Florida, 2009 (281)
Had five or more sacks:	Georgia Tech, 2008 (5)

SPECIAL TEAMS

Returned a punt for a TD:	Ronnie Hamilton, Duke, 2001 (63 yds)
Returned a blocked punt for a TD:	Markese Fitzgerald, Miami, 2001 (5 yds)
Returned a kickoff for a TD:	Justin Miller, Clemson, 2004 (86 yds)
Punted 10 or more times:	Alabama, 2007 (10)
Punted Once:	Florida, 2009
Did not punt:	Georgia Tech, 2009
Missed a kicking PAT:	Virginia Tech, 2010 (blocked)
Recovered an on-sides kick:	Clemson, 2009
Blocked a PAT:	North Carolina, 2003
Blocked a Field Goal:	Florida, 2005
Returned a blocked FG for a TD:	Reggie Lewis, Florida, 2005 (52 yards)
Blocked a Punt:	NC State, 2009

MISCELLANEOUS

Had 30 or more first downs:	Florida, 1990 (31)
Had 20-29 first downs:	South Carolina, 2010 (22)
Had fewer than 10 first downs:	Boston College, 2010 (9)
Had 10 or more penalties:	Florida, 2010 (11)
Had 100 or more yards in penalties:	Boston College, 2007 (121)
Had 35 minutes or more of possession time:	Virginia Tech, 2010 (35:01)
Had one 100-yard rusher and one 100-yard receiver:	Clemson, 2010
Had fewer than 20 yards in the first quarter:	BYU (6), 2010
Had fewer than 20 yards in a quarter:	NC State (14), 2nd, 2010
Had no first downs in the first quarter:	Alabama, 2007
Had no first downs in a quarter:	NC State, 2nd, 2010



ALL-TIME JERSEY NUMBERS

1

Frank Fontes (70, 71)
Ahmet Askin (72, 73, 74)
Keith Singletary (75)
Dave Cappelen (76, 77, 78, 79)
Rick Taylor (80)
Eric Thomas (81, 82, 83, 84, 85)
Scott DiMare (86, 87, 88)
Shannon Baker (89, 90, 91, 92)
Andre Cooper (93, 94, 95, 96)
Reggie Durden (96, 98, 99)
Sam Cowart (97)
Jeff Chaney (00)
Jesse Stein (01)
Craphonso Thorpe (01, 02, 03, 04)
Fred Rouse (05)
Brandon Warren (06)
Xavier Lee (07)
Corey Surrency (08)
Mike Harris (10)

2

Reggie Webb (80)
Steve Nicklaus (81, 82, 83, 84)
Ronnie Andrews (85)
Patrick White (85)
Deion Sanders (86, 87, 88)
Eric Turrall (89)
Clifton Abraham (90, 91, 92, 93, 94)
Samari Rolle (84, 95, 96, 97)
RETIRED (95)

3

Duane Carrell (69, 70, 71)
Joe Downey (72, 73, 74)
Bill Duley (75, 76, 77)
Rohn Stark (78, 79, 80, 81)
Hassan Jones (82)
Herb Gainer (83, 84, 85, 86, 87)
Rick Tuten (86)
Richie Andrews (87)
Leon Fowler (88, 89, 90, 91, 92)
Scott Bentley (93, 94, 95, 96)
Tres Walton (96, 97, 98)
Malcolm Tatum (98, 99, 00, 01, 02)
Leon Washington (03, 04, 05)
Myron Rolle (06, 07, 08)
E.J. Manuel (08, 09, 10)
Justin Bright (10)

4

Chris Gerbaso (80)
Jessie Hester (81, 82, 83, 84)
Peter Tom Willis (85, 86, 87, 88, 89)
Chris Weinke (90)
Marquette Smith (91)
Corey Fuller (92, 93, 94)
Robert Hammond (94)
Troy Sanders (95, 96, 97, 98)
Chris Hope (98)
Anquan Boldin (00, 01, 02)
P.K. Sam (03)
Kenny O'Neal (05)
Mikhal Kornegay (06)
Tony Carter (07, 08)
Terrance Parks (09, 10)

5

Weegie Thompson (79)
Joe Wessel (82, 83, 84)
Chip Ferguson (85, 86, 87, 88)
Kenny Felder (89, 90, 91)
Jason Powers (92)
Jon Stark (93, 94)
Thron Rackley (95, 96, 97, 98, 99)
Travis Chambers (96)
Cornelius Collier (99, 01, 02)
Adrian McPherson (02)
Chris Davis (03, 04, 05, 06)
Preston Parker (07, 08)
Greg Reid (09, 10)

6

Dennis McKinnon (80, 81, 82)
Louis Berry (83, 84, 85, 86)
Bill Mason (86)
LoRoy Butler (87, 88, 89)
Grady Ross (90)
Steve Gilmer (90, 91, 92, 93, 94)
Harold Wright (93)
Troy Sanders (94)
Robert Hammond (95, 96, 97)
Derrick Gibson (98, 99, 00)
Anquan Boldin (99)
Greg Jones (01, 02, 03)
Anthony Bredwood (01)
Willie Jones (04, 05)
Antone Smith (06, 07, 08)
Gerald Demps (10)

7

Mike Smith (79, 80)
Mike Rendina (81, 82)
Barry Barco (83, 84, 85)
Ronald Lewis (86, 87, 88, 89)
Eric Turrall (90, 91)
Aaron Dely (92, 93, 94, 95)
Billy Brown (95)
Germaine Stringer (96)
Laveranues Coles (97, 98, 99)
Rufus Brown (99, 00, 01, 02, 03)
Buster Davis (04, 05, 06)
Marcus Ball (07)
Christian Ponder (08, 09, 10)
Christian Jones (10)

8

Eric Riley (80, 81, 82, 83, 84)
Anthony Johnson (85)
Terry Anthony (86, 87, 88, 89)
Scott Edwards (89)
Corey Sawyer (90, 91, 92, 93)
Magic Benton (94)
Damian Harrell (95, 96, 97)
Clevian Thomas (97, 98, 99, 00)
Bryant McFadden (01, 02, 03, 04)
Roger Williams (05, 06, 07)
Taiwan Easterling (09, 10)
Chad Colley (09, 10)

9

Greg Thompson (80)
Warren Hanna (81, 82)
Steve Bloodworth (83)
John Ricciaridi (84)
Bill Richardson (84)
Phillip Bryant (85, 86)
Ed Smith (87)
Richie Andrews (88, 89)
Dan Mowrey (90, 91, 92)
Peter Warrick (95, 96, 97, 98, 99)
Kendyll Pope (00, 01, 02, 03)
Xavier Lee (04, 05, 06)
Richard Goodman (07, 08, 09)
Clint Trickett (10)
Kevin Campbell (10)

10

Billy Odom (54)
Vic Prinzl (56, 58)
Bob Stephens (59)
Ed Franczyger (60, 61)
Bob Davis (80, 81, 82, 83, 84)
Ben Thompson (85, 86)
Felton Cook (86)
Corlan Freeman (87, 88, 89, 90)
Derrick Brooks (91, 92, 93, 94)
Dan Kendra (95, 96, 97, 98, 99)
Rich Maher (99)
Stanford Samuels (00, 01, 02, 03)
Lorne Sam (04)
Geno Hayes (05, 06, 07)
D'Vontroy Richardson (08)
Nick Moody (09, 10)
Tony Carter (07, 08)
RETIRED (10)

11

Lee Corso (54)
Ted Rodrigue (56, 57)
Bob Conrad (58)
Billy Hampton (59)
John Massey (61)
Charlie Calhoun (62, 63)
H.T. Waller (64)
Kim Hammond (65, 66, 67)
Rick Anderson (68)
Duane Carrell (69)
Frank Fontes (69)
Fred Geisler (70, 71)
Jim Everett (72, 73, 74, 75)
Ryale Lee (76)
Steve Dykes (77)
Rick Stockstill (78, 79, 80, 81)
Kirk Coker (83, 84, 85)
Wes Hardin (86)
Alan Stewart (86, 87)
Casey Weldon (87, 88, 89, 90, 91)
Devin Bush (92, 93, 94)
Dexter Jackson (95, 96, 97, 98)
Jared Jones (99, 00)
Gerald Ross (01, 02, 03, 04)
Drew Weatherford (05, 06, 07, 08)
Vince Williams (10)

12

Don McCormick (54)
Len Swantic (56)
Gene McCormick (57, 58, 59)
Charlie Alexander (60)
Charlie Calhoun (61)

John Harlike (62)
Tony Gero (63, 64, 65)
Bill Burkhardt (66)
Phil Hiatt (67)
Frank Whigham (69, 70, 71)
Bobby Baker (72)
Steve Mathieson (73, 74, 75)
Wally Woodham (77, 78, 79)
Kelly Lowrey (80, 81, 82, 83)
J.P. Connolly (84, 85, 86)
Rick Tuten (87)
Alan Stewart (88)
Matt Frier (89, 90, 91, 92, 93)
Thad Busby (93, 94, 95, 96)
Abdul Howard (97, 98, 99, 00, 01)
Dominick Robinson (02)
Fabian Walker (02, 03)
Gary Cismesia (05, 06, 07)
Damon McDaniel (06)
Niqa Carr (08, 09)
Parker Conley (10)
Andrew Nowels (10)

13

Pat Versprille (55)
Joe Majors (57, 58, 59)
Happy Fick (60, 61)
Jim Parham (61)
Steve Tensi (62, 63, 64)
Kim Mack (80, 81, 82, 83, 84)
Chris Lundahl (85)
Dexter Carter (87, 88, 89)
Mack Knight (90, 91)
Mike Barre (91)
Danny Kanell (92, 93, 94, 95)
Marvin Minnis (96, 97, 98, 99, 00)
Adrian McPherson (01)
Jared Hetzel (02)
Antonio Cromartie (03, 04)
Preston Parker (06)
Brandon Paul (07)
Niqa Bradham (08, 09, 10)
Rashad Gholston (10)

14

Gerald Henderson (56)
FrankSpringer (58)
Eddie Feely (60, 61, 62)
Jim Massey (63, 64, 65)
Bill Cappelman (66, 67, 68, 69)
Dan Forey (69)
Frank Deming (71)
Billy Prescott (72, 73)
Ryals Lee (77)
Blair Williams (80, 81, 82)
Greg Handsell (83)
Danny McManus (84, 85, 86, 87)
Brad Johnson (87, 88, 89, 90, 91)
Jeff McCrone (91, 92, 93)
William McBride (93)
Charles Tomeo (94, 95)
Marc Donaldson (94)
Richard Brown (95)
Marlin Green (95)
Marcus Outzen (96, 97, 98, 99, 00)
Matt Henshaw (01, 02, 03, 04, 05)
Christian Ponder (07, 08, 09, 10)
Avis Commack (08, 09, 10)
Dennis Johnson (10)

15

Bobby Renn (56, 57)
Roy Bickford (59, 60, 61)
Jim Seaward (62)
Jim Massey (62)
Russ Fischer (63)
Pat Conway (64, 65, 66)
Tommy Warren (67, 68, 69)
Jimmy Jordan (76, 77, 78, 79)
Anthony Smiley (80, 83, 84)
Billy Turner (81)
Lee Paige (82)
Terry Robinson (85)
Gary Snells (86)
Bill Ragans (86, 87, 88, 89, 90)
Bill Mason (87)
Devin Bush (91)
Phillip Riley (93, 94, 95)
Mario Edwards (96, 97, 99)
Jean Jeune (98)
Fabian Walker (00)
William McCray (01)
Chris Davis (02)
Chauncey Stovall (03, 04)
Tony Carter (05, 06)
Tommy Keane (06)
Ochucko Jenjie (07, 08, 09, 10)
Brandon Parks (10)

16

Billy Weaver (54)
Ron Williams (57)
Ed Pritchett (63, 64, 65)
Gary Paicic (66, 67, 68)
David Barnes (69)
Randy Shively (69)
Billy Sexton (72)
Jimmy Black (73, 74, 75, 76)
Jeff Leadbetter (80)
Dominick Sneed (80)
Rick Taylor (81, 82, 83)
Tracy Sanders (84, 85, 86, 87, 88)
Richard Coes (89, 90, 91, 92, 93)
Marlin Green (94)
Sean Key (95, 96)
Chris Weinke (97, 98, 99, 00)
Chris Rix (00, 01, 02, 03, 04)
Mikhal Kornegay (05)
Mister Alexander (08, 09, 10)
Will Secord (09, 10)

17

Dick Whittington (54)
Marty Kolbus (65, 66)
Mike Page (68)
Jackie Speer (69)
Gary Loucks (72)
Ron Coppers (73, 74)
Wally Woodham (75)
Bill Capece (78, 79, 80)
Bruce Shoemaker (81, 82)
J.P. Connolly (83)
Eric Williams (83, 84, 85, 86, 87)
Eric Mangham (83)
Ben Thompson (84)
Tim Corlew (88)
Charlie Ward (89, 90, 91, 92, 93)
RETIRED (93)

18

Buck Metts (54)
Jerry Henderson (57)
Clint Burton (66, 67, 68)
Kent Gaydos (69, 70, 71)
Mark Orlando (72)
Clyde Walker (75, 76, 77)
Dennis McKinnon (79)
Weegie Thompson (80, 81, 82, 83)
Derek Schmidt (84, 85, 86, 87)
John Davis (89, 90, 91, 92)
Sean Hamlet (93, 94, 95, 96)
Sean Key (97, 98, 99)
Yohance Buchanan (00, 01, 02)
Greg Tony (01)
Lorne Sam (03)
J.R. Bryant (04, 05, 06, 07)
Greg Carr (08)
Dustin Hopkins (09, 10)

19

Robert Glenn (54)
Pete Roberts (66)
Phil Abraira (67, 68, 69)
Gary Huff (69, 70, 71)
Jack Maynard (73)
Kurt Unglaub (76, 77, 78, 79, 80)
Pat Milligan (81, 82, 83)
Greg Jacobs (84)
Sam Zigelboim (84)
John Parks (85, 86, 87)
John Wimberly (89, 90, 91, 92)
Gerry Thomas (91)
Mack Knight (93)
Danny Marsee (93)
E.G. Green (94, 95, 96, 97)
Greg Moore (98, 99, 00)
Joey Kaleikini (01)
Wyatt Sexton (02, 03, 04)
Lemar Parrish (02)
Caz Piurowski (06)
Kenny Ingram (07, 08)
Josh Gehres (10)

20

Ernie Reddick (49)
Tommy Brown (50, 51, 52)
Lee Corso (55, 56)
Buddy Reynolds (57)
Bobby Renn (58)
Willie Whitehead (59, 60, 61)
Dave Snyder (62, 63)
Larry Green (64, 66, 67)
Danny Thomas (68, 69)
David Snell (69, 70, 71)
Mike Shumann (72, 73, 74, 75, 77)
Ken Burnett (80, 81, 82)
Roosevelt Snipes (83, 84, 85)
Keith Ross (86, 87, 88)
Clyde Allen (89, 90, 91, 92, 93)

James Colzie (93, 94, 95, 96)
Vanez Gooch (97)
Raymont Skaggs (98, 99)
Nick Maddox (99, 00, 01, 02)
Torrance Washington (03)
Anthony Houllis (04)
Jamie Robinson (06, 07, 08, 09)
Lamarcus Joyner (10)
Daniel Monroe (10)

21

Ralph Chaudron (48, 49)
John Griner (54)
Billy Odum (55, 56)
Lenny Levy (57)
John Sheppard (57, 58)
Fred Grimes (59)
Ralph Parkman (60)
Jack Forehand (61)
Jim Loftin (62, 63)
Wayne Giardino (64, 65, 66)
Bobby Lent (67)
Don Pederson (68, 69)
David Eddy (70, 71)
Chris Griffin (72, 73, 74, 75)
Jackie Flowers (76, 77, 78, 79)
Homes Johnson (80)
Tracy Ashley (81, 82, 83)
Maurice Pinckney (90)
Chris Hall (91, 92)
Rich Sudder (91, 92)
Arthur Gates (93)
Deon Humphrey (94, 95, 96, 97, 98)
Talman Gardner (99, 00, 01, 02)
Dominic Robinson (03, 04)
Trevor Ford (05)
Patrick Robinson (06, 07, 08, 09)
Ridge Read (10)
Debrale Smiley (10)

22

George Morgan (48)
John Quinn (49)
Carl Green (54)
Buck Metts (55, 56)
Bobby Barnes (57)
Billy Levy (58)
Jim Redfern (59)
Ken Russom (60, 61, 62)
Larry Brinkley (61)
Mike Barnes (76, 77)
Maurio DeLiberty (63)
Chuck Eason (66, 67, 68)
Doug Mitchell (69)
Barry Smith (69, 70, 71)
Bobby McKinnon (72, 73, 74, 75)
Mike Barnes (76, 77)
Homes Johnson (78)
Hardis Johnson (79, 80)
Phil Hall (82, 83, 84)
Keith Ross (85)
Curtis Thomas (85, 86, 87)
Corlan Freeman (86)
Edgar Bennett (87, 89, 90, 91)
Marquette Smith (92, 93)
Pooh Bear Williams (94, 95, 96)
Davy Ford (97, 98, 99, 00, 01)
Jared Hetzel (01)

Ryan Reynolds (02)
Anthony Bredwood (02)
Pat Watkins (02, 04, 05)
Marlon Napier (03)
Terrance Washington (06, 07, 08, 09)
Taiwan Easterling (07)
Telvin Smith (10)
Austin Stowers (10)

23

Leonard Melton (48, 49)
Ham Bisbee (54)
Jerry Henderson (55)
Harold Cummings (56)
Pappy Rozman (57)
John Sheppard (57, 58)
Fred Grimes (59)
Ralph Parkman (60)
Jack Forehand (61)
Jim Loftin (62, 63)
Wayne Giardino (64, 65, 66)
Bobby Lent (67)
Don Pederson (68, 69)
David Eddy (70, 71)
Chris Griffin (72, 73, 74, 75)
Jackie Flowers (76, 77, 78, 79)
Homes Johnson (80)
Tracy Ashley (81, 82, 83)
Maurice Pinckney (90)
Deion Sanders (85)
Pat White (86, 87)
Ray Gibson (88)
Bryce Abbott (88, 89, 90, 91)
Eric Black (92)
Byron Capers (93, 94, 95, 96)
Shawn Gay (93)
Travis Minor (97)
Mitch Scharf (97)
Travis Minor (98, 99, 00)
Jerome Carter (01, 02, 03, 04)
Antone Smith (05)
Roosevelt Lawson (06, 07, 08)
Chris Thompson (09, 10)

24

Don Grant (48)
Billy Pat Atkins (56)
Ken Cone (58, 59, 60)
Buddy Yarbrough (61)
John Roberts (62)
Mario DeLiberty (63)
Elton Revell (64, 65)
Walter Sumner (66, 67, 68)
John Lanahan (69, 70, 71)
Andy Stockton (72, 73, 74, 75)
Mike Kincaid (76, 77)
Harvey Clayton (79, 80, 81, 82)
Darrin Holloman (83, 84, 85, 86)
Paul Moore (88)
Sam Lopez (88)
Felix Harris (89, 90, 91, 92)
Rick Preston (93, 94, 95, 96)
Jeff Chaney (98, 99)
B.J. Ward (00, 01, 02, 03, 04)
Darius McClure (06, 07, 08)
Lonnie Pryor (09, 10)
Lamar Kiner (10)

25

Ted Hewitt (48, 49)
Joe Holt (54)
Pat Versprille (56)
Gerald Philp (57)
Fred Pickard (57)
Carl Meyer (58, 60)
Charlie Thomas (61)
Maury Bibent (62)
Fred Bitelnikoff (63, 64)
RETIRED (85)

26

Jack Turner (48)
Dan Mady (49)
Charlie Jacobs (54)
Billy Weaver (55, 56, 57)
Bud Whitehead (58, 59, 60)
Dick Thompson (61)
Ronnie Reed (61)
Keith Kierman (62)
Bill Hammond (63)
Bill Campbell (64, 65, 66)
Hal Hodges (67)
James Thomas (69, 70, 71)
Mike Harder (72)
Donnie Holley (73)
Hector Gray (75)
Joe Joyner (76)
Jessie Jones (77)
Wade Wallace (78, 79)
Carl Armstrong (80)
Greg Allen (81, 82, 83, 84)
Anthony Williams (85)
Alphonso Williams (86, 87, 88)
Efferin Macom (89)
Errol McCormick (90, 91)
Harold Battles (92, 93, 94, 95, 96)
Jeff Chaney (97)
Atreus Bell (98, 99, 00, 01)
Willie Reid (02, 03, 04, 05)
Anthony Leon (07)
A.J. Alexander (09)

27

Curt Vogtritter (48)
Louis Sutton (49)
Billy Graham (54)
Gene Cox (55)
Stan Dobosz (56, 57)
Jack Espensh (68, 59)
Jack Forehand (60)
Tom Haney (61)
Phil Spooner (62, 63, 65)
Bill Cox (66, 67, 68)
Arthur Munroe (69, 70, 71)
Ken Johnson (72)
Mike Harder (73, 74)
Vic Fowler (76, 77)
Michael Whiting (79, 80, 81)
Lenx Jackson (82)
Randy White (83)
Victor Floyd (84, 85, 86, 87, 88)
Terrell Buckley (89, 90, 91)
Brian Xanders (92)
Rodney Wells (93, 94, 95)
Coronia Cody (96, 97)



Terrell Buckley

ALL-TIME JERSEY NUMBERS

Tay Cody (98, 99, 00)
 Claudius Osei (01, 02, 03, 04)
 Pat Davis (05)
 Russell Ball (07)
 Terrance Parks (08)
 Xavier Rhodes (09, 10)
 Jordan Stanley (10)

28

John Filchock (48)
 Bobby Fiveash (51, 52, 53)
 William Swilley (54)
 Stephen Dean (55)
 Larry Weber (56)
 Wes Minton (57)
 Jim Hooks (58)
 Al Beccaccio (60)
 Ralph Norman (61)
 Winfred Bailey (62, 63, 64)
 T.K. Wetherell (65, 66, 67)
 Robert Ashmore (69, 70, 71)
 Mike Davison (72, 73, 74)
 Jerome Davis (76)
 Keith Jones (78, 79, 80)
 Rocky Kinsey (81, 82, 83, 84)
 Dedrick Dodge (85, 86, 87, 88, 89)
 Corey Fuller (90, 91)
 Sean Hamlet (92)
 Warrick Dunn (93, 94, 95, 96)
 Chris Hope (99, 00, 01)
 B.J. Ward (99)

Ryan Reynolds (01)
 Robin Charles (02)
 Lorenzo Booker (02, 03, 04, 05, 06)
 Dionte Allen (08, 09)

29

Ted Martin (48)
 Gene Cox (54)
 Carmen Battaglia (55, 56, 57)
 Ron Hinson (59)
 Tom Hillsbrand (60, 61, 62)
 Joe Petko (63, 64, 65)
 John Hurst (66)
 Benny Rust (69)
 Dano Fiore (70, 71)
 Fred Miller (73, 74, 75)
 Ernie Washington (77)
 Sam Platt (78, 79, 80)
 Michael Whigham (81)
 Brian Harlow (83)
 Stan Shiver (84)
 Barry Ward (84)
 Bill Richardson (85)
 Lawrence Dawsey (86, 87, 88, 89, 90)
 Phillip Riley (91)
 Sean Liss (92, 93, 94, 95)
 Farrell Spensor (93)
 Shevin Smith (94)
 Bill Gramatica (96)
 Tommy Polley (97, 98, 99, 00)
 Willie Jones (01, 02, 03)
 P.J. Selvidio (02)
 Micheal Ray Garvin (05, 06, 07, 08)
 Kendall Smith (09, 10)
 Chris Finn (10)

30

Dick Kendall (48)
 Vic Szczepanik (49)
 Hobo Ackerman (54)
 Bill Moreman (65, 66, 67)
 Tom Bailey (68, 69)
 Brent Norris (70)
 John Kimurray (72)
 Jeff Leggett (73, 74, 75, 76)
 Keith Kennedy (77, 78, 79)
 Larry Harris (80, 81, 82)
 Terry Grigley (84, 85)
 Dexter Carter (86)
 Tanner Holloman (86)
 Stanley Hall (87)
 Tommy Henry (88, 89)
 Omar Ellison (90, 91, 92, 93, 94)
 Jeremi Rudolph (95)
 Shevin Smith (96, 97)
 Damon Carroll (97)
 Stanford Samuels (98, 99)
 Brandon Myers (00)
 Patrick Newton (01, 02)
 Rudy Lewis (04, 05)
 Derek Nicholson (07, 08)
 Jajuan Harley (09)

31

Dick Peterson (48, 49)
 Jimmy Lee Taylor (51, 52, 53, 54)
 Bill Cox (65)
 Bill Gunter (66, 67, 68)
 Paul Magalski (70, 71)
 Randy Kaiser (72)
 Rudy Falana (73, 74)
 Gator Cherry (75, 76, 77, 78, 79)
 Billy Allen (81, 82, 83, 84)
 Michael Tanks (85)
 Stanley Hall (86)
 Marion Butts (87, 88)
 Lavon Brown (89, 90, 91, 92)
 Clarence Williams (93)
 Lamarr Glenn (94, 95, 96, 97, 98)
 Bryant McFadden (00)
 Dominic Robinson (01)
 Thomas Clayton (02)
 Roger Williams (03)
 Toddrick Verdell (06, 07, 08)
 Terrence Brooks (10)
 Bryan Fixelle (10)

32

Wyatt Parrish (48, 49)
 Ted Rodrigue (54)
 Bill Richardson (65, 66)
 Ed Cherskhoff (67)
 Eddie Davis (69, 70, 71, 72)
 Mike Barnes (73, 75)
 Greg Ramsey (77, 78, 79)
 Darish Davis (80, 81)
 Martin Mayhew (83, 84, 85, 86, 87)
 Willie Jones (88, 89, 90, 91)
 Zach Crockett (92, 93, 94)
 Khalid Abdullah (95, 96, 97)
 Clay Terrell (98)
 Jean Jeune (99, 00)

33

Bo Manuel (48, 49)
 Butch Riser (65, 66)
 Grant Guthrie (67, 68, 69)
 Clint Parker (69)
 Steve Hardin (70, 71)
 Rudolph Thomas (72, 73, 74, 75, 76)
 James Harris (78, 79, 80, 81)
 Pat Cicalese (82, 83, 84)
 Brian Davis (84)
 Sammie Smith (85, 86, 87, 88)
 David Dees (89)
 Dominique Ross (89)
 Sam "Tiger" McMillan (90, 91, 92, 93, 94)
 Dee Feaster (95, 96, 97, 98)
 Lemar Parrish (00, 01)
 Willie Reed (01)
 Leon Washington (02)
 Kasey Anderson (03)
 Jamaal Edwards (04, 06, 07)
 Carlton Jones (08)
 Ty Jones (09, 10)

34

Bob Case (48)
 George Spurling (49)
 Ron Schomburger (54)
 Frank Loner (65, 66)
 Ron Sellers (66, 67, 68)
 RETIRED (85)
 Ernie Sims (03, 04, 05)

35

Bill Quigley (48)
 Dan McClure (49)
 Tommy Bouchlas (54)
 John Hosack (65, 66)
 Mike Gray (68, 69)
 Randy Shively (70, 71)
 Brooks Burroughs (72)
 Leon Bright (73, 74, 75)
 Ernie Sims (78, 80, 81)
 Ellis Singletary (79)
 Horace Wilmot (82, 83)
 John Hadley (84, 85)
 Lenny Sutton (86)
 Chris Parker (87, 88, 89, 90)
 Sean Jackson (91, 92, 93)
 Dante Snodgrass (93)
 Rendell Long (94)
 Todd Frier (95, 96, 97, 98, 99)
 Claudius Osei (00)
 Brandon Myers (01)
 Eric Shelton (01)
 B.J. Dean (02, 03, 04, 05)
 Marcus Sims (06, 07, 08)
 Greg Dent (10)

36

Joe Crona (48)
 Bob Waff (49)
 Bill Brown (54)
 Rick Oreair (69, 70, 71)
 Doug Glosson (72)
 Jim Heggins (73, 75)
 Chip Sanders (76, 77)
 Cliff Holiday (79, 80, 81, 82)
 James Graquanella (83)
 Cleveland McNabb (84)
 Eric Stiehl (85, 86)
 Kelvin Smith (87, 88, 89, 90)
 Ken Alexander (91, 92, 93)
 James D'Amico (94)
 Dennis Andrews (95)
 Vanez Gooch (96)
 William McCray (97, 98, 99, 00)
 James Buchanan (01, 02)
 James Coleman (03, 04, 05)
 Dekoda Watson (06, 07, 08, 09)
 Jarred Haggins (10)

37

Marvin Urquhart (48, 49)
 Harry Massey (54)
 Oscar Roberts (70, 71)
 Jesse Forbes (72)
 Danny Greene (73)
 Greg Ramsey (75)
 Mike Smith (77, 78)
 Greg Cary (80)
 John Feagin (81, 82)
 Cleveland McNabb (83)
 Eric Stiehl (84)
 Stan Shiver (85, 86, 87, 88)
 Kevin Miller (89)

Leroy Smith (01, 02, 03, 04)
 Joe Surratt (05, 06, 07)
 Brandon Simmons (10)
 Sean Tidmus (10)

38

Jack Tully (48, 49)
 Buzzy Lewis (70, 71, 72)
 Aaron Carter (73)
 Mike Kincaid (75)
 Larry Ellison (77)
 Kelly Burney (80)
 Ken Roe (81, 82, 83)
 Paul McGowan (84, 85, 86, 87)
 Jason Crain (88)
 David Bassett (89, 90)
 Scott Holmes (91, 92, 93)
 Dan LaRose (93)
 Mike Miranda (94)
 Mario Edwards (95)
 Laveranus Coles (96)
 Sebastian Jankowski (97, 98, 99)
 Greg Jones (00)
 Paul Irons (01, 02, 03, 04)
 Ron Compton (06)
 Jermaine Thomas (08, 09, 10)
 Darren Edwards (10)

39

William Dawkins (48, 49, 50, 51)
 Steve Vickers (72)
 Jeff Ridings (73, 74, 75, 76)
 Reggie Herring (77, 78, 79, 80)
 Manny Carballo (82)
 Ron Moore (84)
 Brian Davis (85, 86, 87, 88)
 Ed Clark (89, 90, 91, 92)
 Melvin Pearsall (93)
 Hank Grant (94, 95, 96, 97)
 Ryan Sprague (98)
 Chad Maedder (99, 00, 01, 02)
 Marcello Church (02, 03, 04, 05)
 Tavares Pressley (09)
 Joshua Thomas (10)
 David Tyrell (10)

40

Joe Marcus (48, 49)
 Vince Gibson (54)
 Joe Holt (55)
 Larry Cummings (56)
 Terrell Teague (57, 58)
 Paul Pasquale (58)
 Doug Williams (60)
 Buck Carlton (61)
 John Hartlee (61)
 Doug Messer (62, 63)
 Lee Narramore (64)
 Mike Blatt (65, 66, 67)
 Brent Gilman (68, 69)
 Eddie McMillan (69, 70, 71)
 Ben Graham (72)
 Bobby Jackson (73, 74, 75, 76, 77)
 Gary Henry (78, 79, 80, 82)
 Manny Carballo (81)
 Greg Newell (83, 84, 85, 86, 87)
 Terry Nettles (84)
 David Bassett (88)
 David Stallworth (89, 90, 91)
 Alonzo Homer (92, 93)
 Lamont Green (94, 95, 96)
 Tony Bryant (97, 98)
 Eric Moore (00)
 Allen Augustin (01, 02, 03)
 Matt Dunham (07, 09)
 Rod Roberts (08)
 Matthew Dunham (10)

41

Bob Browning (48)
 Dwight Osha (49)
 Pat Versprille (54)
 Joe Holt (56)
 Dink Lawrence (58)
 Denny Schou (59)
 Bill Tinsley (60)
 Gene Roberts (61, 62, 63)
 Bob Menendez (64, 65)
 John Crowe (66, 67, 68)
 Phil Cahoon (72, 73, 74)
 Gary Woolford (75, 76)

42

Walter Foy (48, 49)
 Nelson Italiano (50, 51, 52)
 John Griner (55)
 Frank Scheible (56)
 Pappy Rozman (58)
 Paul Andrews (59, 60, 61)
 Ralph Norman (62)
 Les Murdoch (63, 64)
 Alan LaMarche (65)
 Bill Cheshire (67, 68)
 Ron Ratliff (69, 70, 71)
 Joe Camps (72, 73, 74, 75, 76)
 Monk Bonasorte (77, 78, 79, 80)
 Quinton Reed (81)
 Cletis Jones (82, 83, 84, 85)
 Reno Fells (86)
 Felton Cook (87)
 John Merna (88)
 Amp Lee (89, 90, 91)
 Mike Gibson (92)
 Jermaine Green (93, 94, 95)
 Kwaesi Palmer (96, 97)
 Jerel Hudson (98, 99, 00, 01, 02)
 Ben Waldrop (98)
 Anthony Bredwood (03)
 Kenny Ingram (05)
 Sedrick Holloway (07, 08)

43

Kenneth MacLean (48, 49)
 Bob Barber (54)
 Emil Abood (55, 56)
 Lou Manning (57)
 Ron Hinson (58)
 Fred Pickard (58, 59)
 John McConaughay (60, 61)
 Wade Bolts (61)
 George D'Allesandro (62)
 Howard Ehler (63, 64, 65)
 Howell Montgomery (66, 67, 68)
 John Montgomery (69, 70, 71)
 Earl Humes (72, 73)
 Paul Piurowski (77)
 Hector Gray (78, 79)
 Homer Thomas (80)
 Brian McCrary (81, 82, 83, 84)
 Reno Fells (85)
 Leroy Butler (86)
 Ray Gibson (87)
 Bill Mason (88, 89, 90)
 Eric Smith (91, 92, 93, 94)
 Ronney Daniels (95)
 Jason Poppell (96)
 Bill Gramatica (97)
 Billy Rhodes (98)
 Randy Golithy (99, 00, 01)
 Bryce Cox (01)
 Torrence Washington (02)
 Gordy Reid (03)
 Graham Gano (06, 07, 08)
 Vincent Zann (09)
 Franklin Nicholas (10)
 Nigel Terrell (10)
 Anthony Porterfield (10)

44

Buddy Strauss (48, 49)
 Bud Leonard (54, 55)
 Eddie Johnson (56, 57)
 Jim Calhoon (58, 59)
 Ed Parker (60)
 Marion Roberts (61, 62, 63)
 Jim Mankins (65, 66)
 John Pittman (68)
 Buddy Gridley (69, 70, 71)
 Hodges Mitchell (72)
 Larry Key (73, 74, 75, 76, 77)
 Ricky Williams (79, 80, 81, 82)
 Chuck Wells (83, 84, 85, 86)
 Pete Bazos (85)
 John Wyche (87, 89, 90)
 William Floyd (91, 92, 93)
 Daryl Bush (94, 95, 96, 97)
 Bradley Jennings (98, 99, 00, 01)

45

Sam McGrew (02, 03, 04, 05)
 Marcus Ball (06)
 Maurice Harris (08, 09)
 Will Tye (10)
 Derek Williams (10)

46

Charles Farrior (48)
 Curtis Campbell (49)
 Bob Morris (54)
 Roger Brownlee (80, 81)
 Isaac Williams (82, 83, 84, 85)
 Reggie Johnson (86, 87)
 Kirk Caruthers (88, 89, 90, 91)
 Henri Crockett (92, 93, 94, 95, 96)
 Lamont Green (97, 98)
 Darrell Dockett (99, 00, 01, 02, 03)
 Charlie Graham (06, 07)
 Shawn Powell (08, 09, 10)

Johnny Thornbleson (48)
 Frank March (49)
 Buddy Reynolds (54)
 Arthur Munroe (68)
 Brian Bengston (69, 71)
 Detroit Reynolds (72)
 Lee Nelson (73, 74, 75)
 Ivory Joe Hunter (76, 77, 78, 79)
 Mark Rodrigue (80, 81)
 Stuart Wyatt (82, 83, 84)
 Felton Hayes (85, 86, 87, 88)
 Ray Bell (89)
 Phillip King (90)
 Derrick Clark (91)
 Travis Sherman (92, 93, 94, 95)
 Tommy Polley (96)
 Michael Hamilton (98, 99)
 Gennaro Jackson (01)
 Nate Hardage (02, 03)
 Anthony Houllis (05, 06, 07)
 Vince Williams (08)
 Vincent Zann (09, 10)
 Jonathan Johnson (10)

47

Monte May (48, 49)
 Joe Beason (66, 68)
 George Davis (69)
 Chip Harris (69)
 Brian McNish (70, 71)
 David McGinn (72)
 Nat Terry (73, 74, 75, 76, 77)
 Tim Koehnemann (78)
 Brian Williams (80, 81, 82, 83, 84)
 Stuart Blythe (73)
 Kevin Grant (86, 87, 89)
 William Floyd (90)
 James Robertson (91, 92, 93, 94)
 Vernon Crawford (95, 96)
 Keith Cottrell (97, 98, 99, 00, 01)
 Xavier Bellita (01, 02, 03, 04)
 Mister Alexander (06, 07)
 Tank Sessions (10)
 Michael Schill (10)

48

Lyman Bond (48)
 Bob Johnson (49)
 Len Swantic (54)
 James Jarrett (68, 69, 70, 71)
 Rocky Graziano (72)
 Greg Pittman (73)
 Mark Lyles (76, 77, 78, 79)
 Prince Matt (80, 81, 82, 83, 84)
 Felton Hayes (84)
 David Palmer (85, 86, 87)
 Frank Romeo (87, 88)
 Willie Pauldo (89, 90, 91)
 Todd Pardo (92, 93, 94, 95)
 Bryne Malone (96, 97, 98)
 Alonzo Jackson (00, 01, 02)
 Chris Hall (03, 04, 05)
 Recardo Wright (06, 07, 08, 09)
 Daniel Gard (09, 10)
 Jeff Luc (10)

49

Dan McClure (48)
 Harry Bringer (49)
 Leon Bryant (54)
 Terry Eagerton (67, 68)
 Guy Glisson (69, 70, 71)
 Bruce Bell (72)
 Brooks Burroughs (73, 74)
 Ernie Washington (76)
 David Hanks (77)
 Ken Burnett (79)
 Herbert Butler (80)
 Tony Smith (81, 82)

50

WA "Dub" Kendrick (48, 49)
 Lee Boswell (54)
 Bob Crenshaw (55)
 Bo Davis (56)
 Paul Slaton (57)
 Ken Kestner (58)
 Bruce Darsley (60)
 Charlie Keneipp (61)
 Billy Joe James (66)
 Dave McCullers (67, 68)
 Don Whitehurst (69, 70, 71)
 Tom Cooper (72)
 Bill Sawyer (73, 74, 75, 76)
 Ron Simmons (77, 78, 79, 80)
 J.D. Dowell (81)
 Ron Moore (82)
 Don Desenso (84, 85)
 John Sellers (85)
 John Brown (86, 87, 89)
 RETIRED (88)

51

Norman Eubanks (48, 49)
 Don Powell (54)
 Hobo Ackerman (55)
 Melvin Pope (56)
 Ramon Rogers (57)
 Bo Davis (58)
 Jim Worthington (59)
 Larry Wood (60, 61)
 Y.C. McNease (62)
 Joe Avezzano (63, 64, 65)
 John Richardson (66)
 Billy Hughes (68, 69)
 Bobby Howell (69, 70)
 Mitch Skinner (72)
 Rick Blythe (73)
 Aaron Carter (74, 75, 76, 77)
 James Gilbert (78, 79, 80, 81)
 Richard Cullifer (82, 83, 84)
 Marty Riqqs (85, 86, 87)
 Mike Goodman (87)
 David Whittington (88)
 Robbie Baker (89, 90, 91, 92)
 Kevin Long (93, 94, 95, 96, 97)
 Ronald Boldin (98, 99, 00, 01)
 Buster Davis (02, 03)
 Chris Turner (02)
 Lee Weaver (02)
 Jae Thaxton (04, 05)
 Aaron Gresham (09)

52

Chris Banakas (48, 49)
 Troy Barnes (55, 56, 57)
 John Bell (58)
 Don Sellers (59, 60)
 Chuck Robinson (61, 62, 63)
 Ken Frazier (64)
 Wayne McDuffie (65, 67)
 Harvey Zion (66)
 Mike Sammons (68)
 Craig Sowers (69)
 Reese Rainey (70, 71)
 Rocko Saldana (72)
 Gino Bennie (73, 74)
 Alan Risk (76)
 Fred Igaz (77)
 Bryan Cobb (78)
 Willie Andrusko (79)
 Sam Restivo (80, 81, 82, 83)
 John Eaford (84, 85, 86, 87)
 Robert Stevenson (88, 89, 90, 91, 92)
 Daryl Bush (93)
 Demetro Stephens (94, 95, 97, 98)
 Antoine Mirambeau (99, 00, 01, 02)
 Brian Ross (01)
 Broderick Bunkley (03, 04, 05)
 Jeremy Franklin (06)
 Robert Chambers (10)
 Bryan Stork (10)



Lawrence Dawsey



ALL-TIME JERSEY NUMBERS

53

Ed Fox (48)
 Jerry Morrill (49)
 Bill Cullom (54)
 Phillion (55)
 Stuart Keith (56, 57)
 Ron Clark (57)
 Ramon Rogers (58, 59)
 Lamar Elton (60)
 Orrin Cope (61)
 Bill Daly (62, 63)
 David Pitts (64, 65)
 Randy Cassidy (68)
 Jay Stokes (69, 70, 71)
 Danny Greene (72)
 Brian Schmidt (73, 74, 75, 76)
 Paul Pliurovski (78, 79, 80)
 Gerald Riopelle (81, 82, 83, 84)
 Odell Higgins (85, 86, 87, 88, 89)
 Dulack Guerrier (90)
 Clay Shiver (91, 92, 93, 94, 95)
 Corey Simon (96, 97, 98, 99)
 Devaughn Darling (00)
 A.J. Nicholson (02)

54

Hugh Adams (48, 49)
 Al Pacifico (54)
 Little (55)
 George Boyer (56)
 Jack Hardy (58, 59, 60)
 Joe Rodgers (61)
 Bill Tuten (61)
 Joe Avezzano (62)
 Jay MacMathews (63)
 John Stephens (64, 65, 66)
 Ron Montford (67)
 Bobby Burt (68, 69)
 Mike Glass (69)
 Jim Dundala (70, 71)
 John Thames (72)
 Garis Shaw (73, 76)
 Arthur Scott (78, 79, 80)
 Tommy Young (81, 82)
 Orlando Miles (83, 84)
 Mike Hittinger (84)
 Shelton Thompson (85)
 Bryan Simmons (86)
 Bryan Law (86)
 Wes Harris (87)
 Phil Ferrell (89)
 Scott Player (90, 91)
 Kevin Adams (91, 92)
 Greg Spires (93, 94)

Rick Anteau (93)
 Jared Moon (96, 97, 98, 99, 00)
 Olayemi Okegbola (97)
 Milford Brown (01, 02)
 A.J. Nicholson (04, 05)
 Paul Griffin (07, 08)
 A.J. Land (10)

55

Jug Coleman (48)
 Loren "Duke" Maltby (49)
 Melvin Pope (57)
 Jim Worthington (58)
 David Hanks (62, 63, 64)
 Bob Ulrich (65)
 Ted Mosley (66, 67, 68)
 Allen Dees (69, 70, 71)
 Phil Jones (72)
 Milton Wilkerson (73, 74)
 Mike Stewart (76)
 Gil Wesley (77, 78, 79)
 John Houston (80, 81, 82)
 Fred Jones (83, 84, 85, 86)
 Phillip Ferrel (87)
 Chris Nicolas (88)
 Sterling Palmer (89, 90)
 Marvin Jones (91, 92)
 Reinard Wilson (93, 94, 95, 96)
 Brian Allen (97, 98, 99, 00)
 Eric Moore (01, 02, 03, 04)
 Derek Nicholson (05, 06)
 Jamar Jackson (07, 08, 09)

56

Chris Kalfas (48)
 Bob Dickworth (49)
 Tom Fearmster (54)
 Joe Kinnan (60)
 Bill Lohse (68, 69)
 John Murphy (70, 72, 73, 74)
 Jimmy Heggins (76, 77)
 Dmitri Rigas (79)
 Jerry Coleman (80, 81)
 Jim Thompson (80)
 Joe Kostka (82, 83)
 David Schrenker (84, 85, 86)
 Ronnie Byrom (87)
 Paul Collison (87)
 John Nance (89)
 Matt Ferguson (90)
 Phil Ferrell (89)
 Sam Cowart (93, 94, 95, 96)
 Roland Seymour (97, 98, 99, 00)

Ray Piguon (01, 02, 03, 04)
 Jeremy Franklin (05)
 Kendrick Stewart (06, 07, 08, 09)

57

Jack Jones (48)
 Glenn Allen (49)
 Ronnie King (54)
 Joe Kinnan (67)
 Ron Lowe (69)
 Robert Carden (69)
 Steve Bratton (70, 71, 72)
 Blaise Boscaccy (73)
 David Hanks (75)
 Keith Baker (78, 79)
 Tim Mitchell (80, 81)
 Doug Hill (82, 83, 84)
 Davis Schrenker (83)
 Jesse Solomon (85)
 Ronnie Byrom (86)
 Jimmie Holton (86)
 Corey Senior (87, 88)
 David Whittington (89)
 John Nance (90, 91, 92, 93)
 Eric Thomas (95, 96, 97, 98, 99)
 Antoine Mirambeau (98)
 Yusuf Shakir (98)
 Matt Heinz (01, 02, 03)
 Robert May (02)
 Brandon Davis (08, 09)
 Holmes Onwukaife (10)

58

Jim Costello (48)
 Rin Grossman (49)
 Steve Gildea (68, 69)
 Andy Schmidt (70, 71)
 Greg Pounds (72, 73, 74)
 Waldo Williams (75)
 Abe Smith (76)
 John Madden (77, 78, 79, 80)
 Henry Taylor (81, 82, 83, 84)
 Thomas Harp (85, 86, 87)
 Chris Nicolas (86, 87)
 Nick Ekonomou (88, 89)
 Dan Footman (90, 91, 92)
 Peter Boulware (93, 94, 95, 96)
 Jamal Reynolds (97, 98, 99, 00)
 Michael Boulware (01, 02, 03)
 Dumaka Atkins (05, 06)
 Dan Hicks (10)

59

Bob Schmeltz (48, 49)
 Bob Crenshaw (52, 53, 54)
 Frank Loner (66, 67, 68)
 Larry Strickland (69, 70, 71)
 Scott Meseroll (72, 73, 74)
 Fred Miller (76)
 Arthur Scott (77)
 Robert Harris (79)
 Ricky Render (80)
 Scott Merson (81, 82)
 Tim Flasher (83, 84)
 Keith Carter (85, 86, 87, 88, 89)
 Ken Alexander (90)
 Brian Xanders (91)
 Andy Crowe (92, 93, 94, 95)
 Ed Mitchell (98)
 Charles Howard (00, 01, 02, 03, 04)
 Neely Moffett (05, 06, 07, 08)
 Henry Orelus (09, 10)

60

Leo Baggett (54, 55, 56, 58)
 Jim Olsen (54)
 Joe McGee (57)
 Frank DeFrancesco (59)
 Ferrell Henry (60, 61, 62, 63)
 Larry Williamson (64, 65, 66)
 Barry Rice (67, 68, 69)
 Clint Parker (70, 71)
 Bill Johnson (72)
 Mike Kissner (73, 74, 75, 76)
 Jimmy Mindlin (77)
 Scott McLean (78, 79, 80, 81)
 Stan Gavin (82)
 John Bamber (83, 84, 85)
 Grady Martin (83)
 Ken Carr (86)
 Mike Morris (87, 88, 89, 90, 91)
 Marvin Ferrell (92, 93)
 Anthony Phillips (94, 95)
 Tarlos Thomas (96, 97, 98, 99, 00)
 Andrew Henry-Kennon (01, 02, 03)
 Ryan McMahon (07, 08, 09, 10)

61

Tommy Thompson (54)
 Jerry Jacobs (55)
 Jim Rogers (57)
 Joe McGee (58)
 Bill Tyre (59)
 Dave Stanley (60)
 Jeff Klores (61, 62)
 Jack Shinholser (63, 64, 65)
 Chuck Elliott (66, 67, 68)
 John Essex (69)
 Phil Arnold (70, 71, 72)
 Wade Johnson (73, 74, 76, 77)
 Brent Brock (78, 79, 80)
 Daniel Morris (81, 82, 83, 84)
 Jim Hendley (85, 86)
 Mark Barron (85)
 Jim Bekas (87, 88, 89)
 Eric Gibbs (90, 91, 92)
 Montrae Holland (98, 99, 00, 01, 02)
 Garrison Sanborn (05)
 Blake Snider (09, 10)

62

Al Makowiecki (54)
 Bill Brown (56)
 Al Ulmer (57, 58, 59)
 Jim Sims (60)
 Ron Hammond (61)
 Bob Creel (61)
 Steve Slay (62)
 Gene Parish (63)
 Howard Lurie (64, 65)
 Dan Douglas (66)
 Beryl Rice (67)
 Theron Bass (69)
 David Miles (70, 71)
 Bob Jones (72, 73, 74)
 Abe Smith (75)
 Billy McPhillips (76)
 Bruce Harrison (76)
 Eric Ryan (79, 80, 81, 82)
 Pablo Lopez (83, 84)
 Jason Kuipurs (85, 86, 87, 88)
 Troy Sanders (89, 90, 91, 92)
 Mike Miller (93)
 David Walker (94, 95)
 B.J. Dean (01)
 Cory Niblock (02, 03, 04, 06)
 Rodney Hudson (07, 08, 09, 10)

63

Jimmy Trado (54)
 Patsy Monaco (57)
 Terry Moran (58, 59)
 Gene McDowell (60, 61, 62)
 Lamar Elton (61)
 Bill McDowell (63, 64, 65)
 Richard McLean (66, 67)
 George Montgomery (69)
 Steve Macaulay (70)
 Vic Rivas (72)
 Jon Thames (73, 74, 75, 76)
 Tom Coll (77)
 Lee Adams (78, 79, 80)
 Ricky Render (81, 82)
 Jason Kuipurs (84)
 Mark Salva (85, 86, 87)
 Reggie Dixon (87)
 Jason Dillaberry (88, 89, 90, 91)
 Matthew Siner (93)
 Dennis Green (96)
 David Castillo (01, 02, 03, 04, 05)
 A.J. Ganuzza (07, 08, 09, 10)

64

Ray Staab (54)
 Bob Thomas (55)
 Bud Leonard (56)
 Bob Fountain (57)
 Ray Lamb (58, 59, 60)
 Bruce Darsey (61, 62)
 David Pitts (63)
 David Braggins (64, 65, 66)
 Stan Walker (67, 68, 69)
 Charley Musser (69, 70)
 Jeff Gardner (72, 73, 74, 75)
 Keith Tuten (76)
 Jarvis Coursey (79, 80, 81)
 Jamie Dukes (82, 83, 84, 85)
 Magdi El Shahawy (86, 87, 88)
 Robert Williams (89, 90)
 John Flath (90, 91, 92)
 Gideon Brown (93, 94)
 John Whitaker (95, 96, 97, 98, 99)
 Blake Williams (01, 02)
 Jacky Claude (05, 06, 07)
 John Jones (10)

65

Mark Trafton (56)
 Jerry Graham (57)
 Lou Barona (58)
 Bob Morrow (59)
 Mike Rucker (59)
 John Levings (60, 61, 62)
 Jerry Wooten (63)
 David Hall (65)
 Dale McCullers (66)
 Bill Shaw (69)
 J. W. McKinnie (69, 70, 71)
 Tom Prestwood (72)
 Billy McPhillips (73, 74)
 Robert Thompson (76)
 Dmitri Rigas (77)
 Gil Wesley (76)
 Darryl Gray (81, 82, 84, 85)
 Hayward Haynes (86, 87, 88, 89, 90)
 Billy Glenn (91, 92)
 Chad Bates (93, 94, 95, 96)
 Eric Broe (01, 02, 03)
 Garrison Sanborn (06, 07)
 Zach Aronson (09)
 Jonathon Eldridge (10)

66

Al Pacifico (55, 56)
 Joe Russo (57)
 Denny Schou (58)
 Ken Kestner (59, 60)
 Frank De Francesco (61)
 Bill Henson (62, 63, 64)
 Carlie McNeil (65)
 Ken Hart (66, 67, 68)
 Joe Strickler (69, 70, 71)
 Tom Chandler (72)
 Curtis Harris (73, 74)
 Charlie Barnes (75)
 Gil Wesley (76)
 Mike Stewart (77)
 Redus Coggin (79, 80, 81)
 Parrish Barwick (82, 83, 84, 85, 86)
 Robert Stevenson (87)
 Scott Schilbrack (88, 89, 90)
 Lewis Tyre (91, 92, 94, 95)
 Marcello Church (01)
 Cornelius Lewis (05)
 Jacob Stanley (07, 09)
 Joshua Rodriguez (10)
 Jacob Stanley (10)

67

Robert Elliott (55, 56)
 Tony Fekany (57)
 Jim Rogers (58)
 Bob Smith (60)
 Jerry Bruner (61, 62, 63)
 Mike Bugar (65, 66, 67, 68)
 Mike Sammons (69)
 Collis Dennison (72)
 Gary Rose (73, 74, 75, 76)
 Ernest Sims (77)
 Mark Macek (78, 79, 80)
 Mike Hutto (81, 82)
 Ulysses Robertson (83, 84, 85)
 Phil Carolla (86)
 Mark Barron (86)
 Kevin Mancini (88, 89, 90, 91)
 Juan Laureano (92, 93, 94, 95)
 Ross Barron (96)
 Chris Krob (97)
 Josh Bragg (98, 99, 00, 01)
 John Frady (03, 04, 06)
 Andrew Datko (08, 09, 10)

68

Sid Ingram (56)
 Stu Keith (58)
 Abner Bigbie (57, 59, 60)
 Don Green (61)
 Bill Daly (61)
 Chester Womack (62)
 Joe Parrish (63, 64, 65)
 Larry Pendleton (66, 67, 68)
 Dan Roalche (69)
 Steve Beville (69)
 Garis Shaw (72)
 Alan Risk (73, 74)
 Abe Smith (77)
 Jeff Field (78, 79, 80)
 Lenny Chavers (81, 82, 83, 84, 85)
 Michael Tanks (86, 87, 88, 89)
 John Flath (90, 91, 92)
 Gideon Brown (93, 94)
 John Whitaker (95, 96, 97, 98, 99)
 Blake Williams (01, 02)
 Jacky Claude (05, 06, 07)
 John Jones (10)

69

Ted Rodrigue (55)
 George Canning (58)
 Jessie Lane (59)
 Jim Wade (61, 62)
 Steve Williams (63)
 Ed Pope (64, 65, 66)
 Tom White (68, 69)
 Bobby Anderson (70, 71)
 Rudolph Malay (72)
 Bruce Harrison (73, 74, 75)
 Mike Good (77, 78, 79)
 Darryl Kershaw (80)
 Tom McCormick (81, 82, 83)
 Joe Ionata (84, 85, 86, 87, 88)
 Marty Riggs (84)
 Tyrone Barber (89)
 Patrick McNeil (90, 91, 92, 93, 94)
 Gideon Brown (95)
 W.D. Rodeffer (99)
 Mike Shaw (01, 02)
 Chris Revell (10)

70

Bob Thomas (56)
 Joe Wallis (57)
 Bill Worthington (58)
 Rob Morrow (59)
 Tom Slicker (60, 61, 62)
 Max Andrews (61)
 Larry Strobel (63)
 Del Williams (64, 65, 66)
 Roger Minor (69)
 Bill Henson (69, 70, 71)
 James Malkiewicz (72)
 Vic Rivas (73, 74, 75, 76)
 Greg Futch (77, 78, 79, 80)
 Pat Woolfpor (77)
 Roger Agne (82, 83, 84, 85)
 Todd Stroud (82)
 Tony Yeomans (86, 87, 88, 89)
 Corey James (91)
 John Donaldson (92, 93)
 Mark Jackson (93)
 Tra Thomas (94, 95, 96, 97)
 Roger Whitaker (98, 99)
 Corey Barron (00, 01, 02, 03, 04)
 Antwane Greenlee (08, 09, 10)

71

Charles Kicklighter (55)
 John McClelland (56)
 Bob Douglas (57)
 Dan Strickland (57)
 Bob Swoszowski (58, 59, 60)
 Jim Sims (61, 62)
 Jim Covington (61)
 Darryl Willett (63, 64)
 Ken Johnson (65)
 Keith Albritton (66)
 Harvey Zion (67, 68)
 Wayne Spence (69)
 Herman Brown (73, 74)
 Tom Rushing (75, 76, 77)
 Bob Merson (79, 80, 81, 82)
 Todd Stroud (83, 84, 85)
 Steve Sellers (86)
 Jack Allen (86, 87)
 Todd McIntosh (89)
 Robert Williams (91)
 Terry Fordham (93, 94, 95, 96)
 John Charnick (96, 97, 98, 99, 00)
 Brian Ross (02, 03, 04)
 Evan Bellamy (07)
 Garan Bertrand (10)

72

Paul Smith (57)
 Randy Logan (67, 68, 69)
 Shane Gibbs (69, 70, 71)
 Smokey Ragins (72, 73, 74, 75)
 David Jones (76)
 Ken Lanier (77, 78, 79, 80)
 Jim Thompson (81)
 Mike Blue (82)
 J.D. Dowell (82, 83, 84)
 John Brown (85)
 Bryan Law (85)
 Pat Tomberlin (86, 87, 88)
 Steve Allen (89, 90, 91)
 Larry Fleming (93, 94)
 Jeremy Bratt (95)
 Ronald Boldin (97)
 Brett Williams (98, 99, 00, 01, 02)
 Ron Lunford (01, 02, 03, 04, 05)
 Budd Thacker (06, 07, 08, 09)
 Daniel Foose (10)
 Roland Gutierrez (10)

73

Bill Musselman (56, 57)
 Bill Brown (58)
 Steve Klesius (59, 60, 61)
 George Strouse (61)
 Avery Summer (62, 63, 64)
 Larry Kissam (65, 66)
 Duke Johnston (67, 68, 69)
 Dan Daniels (70, 71)
 Paul Oglesby (72)
 Dan Corcoran (73)
 Randy Coffield (74, 75)
 Mike Good (76)
 Barry Vollapetti (80, 81)
 Jim Thompson (82, 83, 84)
 Anthony Williams (85, 86)
 Anthony Johnson (87)
 Reggie Dixon (88, 89, 90, 91)
 Greg Frey (91, 92, 93, 94, 95)
 Clay Ingram (97, 98, 99)
 Bobby Meeks (00, 01, 02, 03, 04)
 Shannon Boatman (06, 07)
 Rhonne Sanderson (09, 10)
 Neil Goldsmith (10)

74

William Gardner (56, 57)
 Claire "Bud" Bagnell (58, 59)
 Bill Tyre (60, 61, 62)
 Ken Logan (61)
 Jay MacMathews (64, 65, 66)
 Chris Palmer (67)
 Robert McEachern (68, 69)
 Don Sparkman (70, 71, 72)
 Jim Keyton (73, 75)
 Pat Phillipopy (77)
 Danny Collier (79, 80, 81)
 Randy Carter (82, 83, 84)
 Erik Hector (82)
 Anthony Johnson (84)
 Pablo Lopez (85, 86)
 Henry Ostaszewski (87, 88, 89, 90, 91)
 Roosevelt Givens (91)
 Danny Campbell (93, 94, 95)
 Otis Duhart (97, 98, 99, 00, 01)
 Joe Tonga (08)
 Cameron Erving (10)
 Jonathan Wallace (10)



Alex Barron

ALL-TIME JERSEY NUMBERS

75

Bob Barber (55)
Bill Booth (56)
Jerry Lane (57)
Dan Strickland (58)
Don Donatelli (59, 60, 61)
Dale MacKenzie (62, 63, 64)
Rommy Vistart (65)
Billy Rhodes (66, 67, 68)
Richard Amman (69, 70, 71)
Doug Dane (72, 73, 75, 76)
Tom Brannon (77, 78, 79, 80, 81)
Herbert Harp (82, 83)
Ed Harden (84)
Tim Hebron (85, 86)
Joe Oslaszewski (87, 88, 89, 90, 91)
Enzo Armella (91, 92, 93, 94)
Billy Rhodes (95, 96, 97)
Char-ron Dorsey (98, 99, 00)
Mario Henderson (03, 04, 05, 06)
Will Furlong (07, 08)
Philip Doumar (10)
Hunter Thomason (10)

76

Bob Keys (56)
Royce Bryan (57)
Lou Wallace (58)
Jeff Clark (59)
Marlon Bronson (60)
Max Andrews (61, 62)
Tom West (63, 64)
Donnie Eilers (65)
Jack Fenwick (66, 67, 68)
Bill Rimby (69, 70, 71)
Phil Jones (73, 74, 75)
Walter Carter (76, 77, 78, 79)
Alphonso Carreker (80, 81, 82, 83)
Steve Gabbard (84, 85, 86, 87, 88)
Charles Washington (89)
Eric McGill (90, 91, 92)
Brian Erb (94, 95)
Walter Jones (95, 96)
Ross Brannon (97, 98, 99, 00)
Chris Anderson (02)
Myles Hodish (03, 04, 05)
Daron Rose (06, 07)
Garrett Faircloth (09, 10)

77

William Lee Proctor (55)
Bobby Woodruff (56)
George Boyer (57)
John Spivey (58, 59)
Jessy Odom (60)
Ken Thompson (61)
Bob Mangan (62, 63, 64, 65)
Jeff Curchin (66, 67, 68, 69)

Roger Minor (69, 70, 71)
David Harper (72)
Harry Slagle (73)
Mark Meseroli (75, 77)
Jeremy Mindlin (78, 79)
Chris Nickrenz (80, 81)
John Ionata (82, 83, 84, 85)
David Roberts (82)
Eric Luallen (86, 87, 88, 89, 90)
Sean Beavor (91)
Juan Laureano (91)
Jesus Hernandez (92, 93, 94, 95)
Jeremy Brett (96, 97, 98)
Ray Willis (00, 01, 02, 03, 04)
Zebrie Sanders (08, 09, 10)

78

John Craig (55, 56, 58)
Lou Wallace (57)
Joe Verbinski (59, 60, 61)
Max Andrews (63)
Charles Pennie (64, 65, 66)
Wayne Johnson (67, 68, 69)
Greg Johnson (72, 73, 74, 75)
Nat Henderson (76, 77, 78)
Mike Coleman (80)
Terry Widner (81, 82, 83)
Brent Reedy (84)
Kenneth Carr (85)
Willie Tilton (85)
Eric Hayes (86, 87, 88, 89)
Johnny Clower (90, 91)
Marcus Long (93, 94, 95, 96)
Donald Heaven (96, 97, 98, 99, 00)
Ron Lunford (01, 02)
Bob Speir (61)
Ben Galewood (10)
Shayne Broxlie (10)

79

Jerry Graham (56, 58, 59)
Steve Holton (57)
Mike Blazovich (60, 61, 62)
Frank Pennie (63, 64, 65)
Frank Vohun (66, 67, 68, 69)
Howard Jacobi (70, 71)
Bobby Elam (72)
Tony Falvo (73, 74, 75)
Louie Richardson (76, 77)
Garry Futch (79, 80, 81)
Gerald Nichols (82, 83, 84, 85, 86)
Gene Houpe (87, 88, 90)
Eric Gibbs (89)
Forrest Conoly (91, 92, 93, 94, 95)
Larry Smith (97)
Todd Williams (98, 99, 00, 01, 02)
Dave Overmeyer (05, 06, 07)
David Spurlock (08, 09, 10)

80

Ron Schomburger (55, 56, 57)
Tony Romeo (58, 59, 60)
John Wachtel (61)
Rod Luce (62)
John Wachtel (63, 64)
Stan Croley (65)
Doug Gurr (66, 67, 68)
Steve Beville (69)
Lane Fenner (66, 67)
Charlie Hunt (69, 70, 71)
Pat Booth (72)
Joe Thomas (73, 74)
Billy McPhillips (75)
Scott Warren (76, 77, 78, 79)
Keith Lester (80)
Orson Mobley (81)
Terry Warren (83, 84, 85, 86, 87)
Reggie Johnson (88, 89, 90)
Lonnie Johnson (90)
David White (91)
Jesse Moore (91)
Tamarick Vanover (92, 93)
Scott Scharinger (94)
Ron Dugans (95, 96, 97, 98, 99)
Javon Walker (00, 01)
Lorne Sam (02)
Joslin Shaw (05, 06, 07)
Jamron Fortson (08, 09)

81

Ham Bisbee (55, 56, 57)
Bob Kavanaugh (58)
Bill Tyre (59)
Cecil Dupree (60)
Bill Tinsley (61)
Bob Speir (61)
Don Floyd (62, 63, 64)
H.T. Waller (65, 66)
Jim Tyson (67, 68, 69)
Ed Beckman (72, 73, 74, 75, 76)
Jarvis Coursey (78)
Zeke Mowatt (79, 80, 81, 82)
Stanley Scott (83, 84, 85)
David Etheridge (84)
Justin Owen (84, 85)
Scott DiMare (85)
Hoffman Brown (86)
Phil Carroll (87, 88)
Kevin Knox (89, 90, 91, 92, 93)
Toredo Wall (93)
Melvin Pearsall (94, 95, 96, 97)
Nick Franklin (98, 99, 00)
P.K. Sam (01, 02)
De Cody Fagg (04, 05, 06, 07)
Caz Pturowski (08, 09)
Kenny Shaw (10)

82

Bob Nellums (56)
Bill Jacobs (57)
John Slaton (58, 59)
George Tillman (60, 61)
Jim Causey (62, 63)
Wayne McDuffie (64)
Jack Fenwick (65)
Lane Fenner (66, 67)
Rhett Dawson (68, 69, 70, 71)
Mike Allen (72, 73, 74)
Keith Tuten (75)
Keith Singletary (76)
Tony Johnson (80, 81, 82, 83)
Randy White (84, 85, 86, 87)
Brad Lundstrom (88, 89, 90, 91)
Terry Davis (93, 94)
Jason Floyd (96, 97)
Pooh Bear Williams (97)
Alvin Morrow (97)
Patrick Hughes (98, 99, 00, 01, 02)
D.J. Norris (06)
Patrick Harrington (05)
John Frady (07)
Talwan Easterling (08)
Willie Haulstead (09, 10)

83

Bob Fountain (56, 58)
Jim Elk (57)
Gene Schlickman (57)
Tom Sellers (59)
Dan Eubanks (60)
Mark Riggs (61)
Bill Dawson (61, 62, 63, 64)
Thurston Taylor (65, 66, 67)
Ron Wallace (68, 69)
Bert Cooper (70, 71)
Ricky Blythe (72)
Detroit Reynolds (73, 74, 75, 76)
William Keck (77)
Ron Hestler (78, 79, 80, 81)
Stanley Scott (83, 84, 85)
Dave Roberts (86, 87, 88, 89, 90)
John Donaldson (90, 91)
Kamari Charlton (92, 93, 94, 96)
Hoffman Brown (86)
Devard Darling (00, 01)
Chris Hall (02)
Robert Hallback (03)
Joslin Shaw (03)
Lawrence Timmons (04, 05, 06)
Bert Reed (08, 09, 10)

84

Clare "Bud" Bagnell (56, 57)
Bill Kimber (56, 57, 58)
George Ehlers (59, 60)
Hank Sylisma (61, 62)
George D'Allessandro (63, 64, 65)
Chip Glass (66, 67, 68)
Mike Glass (69)
Gary Parris (69, 70, 71)
Randy Coffey (72, 73)
Rudolph Thomas (75)
Greg Lazzaro (76, 77)
Sam Childers (79, 80, 81)
Garth Jax (82, 83, 84, 85)
Bruce LaSane (86)
Johnny Clower (87)
Bruce Gooch (88)
Warren Hart (89, 90, 91)
Ernie Green (93)
Robert Morris (93)
Myron Jackson (94, 95, 96, 97, 98)
Gennaro Jackson (99, 00)
Justin Tomberlin (01)
Travis Smith (02)
Robert Hallback (04, 05, 06)
Chase Walker (07)
Rodney Smith (09, 10)

85

Tom Feamster (55)
Bob Nellums (57)
Herman Brown (58)
Fred Grimes (59, 60, 61)
Fred Bilemkoiff (62)
Dale Twitchell (63)
John Hosack (64)
Pete Roberts (65)
Floyd Ratliff (67, 68)
Bill Shaw (69, 70, 71)
Karl Passwaters (72)
Dave Porter (73, 74, 75, 76)
Grady King (77, 78, 79)
David Ponder (80, 81, 82, 83)
Phillip Bryant (84)
Pat Carter (85, 86, 87)
Johnny Clower (88, 89)

Eric Smith (90)
Lonnie Johnson (91, 92, 93)
Andre Wadsworth (94, 95, 96, 97)
Talman Gardner (98)
Ryan Spraque (99, 00)
Jesse Stein (02, 03)
Chauncey Stovell (02)
Richard Goodman (05, 06)
Josh Dobbie (07)
JaBaris Little (08, 09, 10)

86

Jim Arnold (56, 57)
Jim Hooks (57)
Jim Daniel (58, 59, 60)
Cliff Gunter (61)
Wallace West (62)
Buddy Blankenship (63, 64, 65)
Jeff Chapman (66)
Randy Hall (69)
Mike Glass (70, 71)
Joe Thomas (72)
Tom McDougal (73)
Robert Overby (76, 77)
Bill Keck (78, 79)
Mike Katz (80)
Buddy Buchanan (80, 81, 82, 83)
Carlton Scott (84, 85)
Darryl Newman (89)
Eric Shaw (89)
Marvin Ferrell (90, 91)
Tyran Martin (92, 93, 94, 95)
Germaine Stringer (97, 98, 99)
Michael Boulware (00)
Joey Kaleikini (02, 03)
Rod Owens (05, 06, 07, 08, 09)

87

William Swilley (55)
Roy Jones (57)
Ron Hinson (58)
Abner Bigbie (59)
Buddy Yarborough (60)
Y.C. McNeese (61)
Bill Logay (61)
Terry Garvin (63, 64, 65)
Wayne McDuffie (66)
Phil Yeldell (67)
Bill Rimby (68)
Ted Zaffran (69)
Russell Castleberry (71)
John Palermo (72)
Rudney Maloy (73, 74, 75, 76)
Ken McCranie (77)
Phillip Williams (78, 79, 80, 81)
Orlando Reyes (82)
Jesse Solomon (83)
Gaylon White (83, 84, 85, 86, 87)
Tommy Fagan (89, 90)
Jeff Beckles (91)
Aaron Dely (91)
Jimm Patterson (92)
Billy Glenn (93, 94)
Kevin Prophette (96)
Robert Moran (98, 99, 00, 01, 02)
Matt Root (04, 05)
Caz Pturowski (07)
Cameron Wade (08, 09, 10)

88

Henry Wetherington (56)
Pete Fleming (57)
Bob Stewart (58)
Jim Hooks (58, 59)
Bill Lee (60)
Don Watson (61)
Mike Sheley (61)
Cliff Gunter (62, 64)
John Roberts (63)
Jerry Jones (65, 66, 67)
Beryl Rice (68, 69)
Larry Jones (72)
Danny Witcher (73, 74)
Willie Jones (75, 76, 77, 78)
Jeff Bowden (79, 80, 81, 82)
Hassan Jones (83, 84, 85)
Anthony Moss (86)
Bruce LaSane (87, 88, 89)
Kaz McConvey (90, 91, 92, 93, 94)
Carver Donaldson (97, 98, 99, 00, 01)
Derrick Lewis (97)
Lonnie Davis (02)
Donnie Carter (03, 05)
Beau Reilford (08, 09, 10)

89

Gerald Philp (56)
John Spivey (57)
Pete Fleming (58)
Jim Alvarez (59)
Kip Marchman (61)
John McConaughay (62)
Max Wettstein (63, 64, 65)
Ron Sellers (66)
Bob Menendez (66, 67)
J.W. McKinnie (69)
Kent Corral (70, 71)
Tom McDougal (72)
Collis Dennison (73)
Mark Marshall (75)
Milton Raysor (78)
Chris Nickrenz (79)
Tom Wheeler (80, 81, 82, 83)
Pat Carter (84)
Pat Tomberlin (85)
Scott Schilbrack (86)
Howard Dinkins (87, 88, 89, 90, 91)
Tyran Martin (91)
Wayne Messam (92, 93, 94, 95, 96)
Robert Moran (97)
Jason Floyd (98)
Alonso Jackson (99)
Brian Sawyer (01, 02, 03)
Greg Carr (05, 06, 07)
Louis Givens (09)
Christian Green (10)

90

Bob Stewart (58)
Billy McPhillips (72)
Bert Cooper (73, 74)
Louis Richardson (75)
Edenbur Richardson (77, 78, 79)
Allen Dale Campbell (80, 81, 82)
Grady Martin (84, 85)
Lamar Williams (86, 87)
Eric McGill (88, 89)
Billy Glenn (90)
Scottie McLaren (90, 91)
Derrick Alexander (91, 92, 93, 94)
Greg Spies (95, 96, 97)
Kevin Emman (99, 00, 01, 02, 03)
Aaron Jones (05)
Moses McCray (08, 09, 10)

91

John Martin (58)
Ricky Satterfield (70)
Nat Henderson (73, 75)
Carlton Jones (78)
John Diamantas (79, 80)
Brent Reedy (82, 83)
Willie Tilton (83)
Jesse Solomon (84)
Anthony Johnson (85, 86)
Deondri Clark (89, 90, 91, 92)
Tra Thomas (93)
Kevin Emanuel (98)
Jeff Womble (99, 00, 01, 02, 03)
Emmanuel Dunbar (06, 07, 08)
Craig Yarborough (09)

92

David Roberts (81)
Mark Lantrip (82, 83)
Tom O'Malley (84, 85, 86, 87, 88)
Marvin Ferrell (89)
James Roberson (90)
Eric Romano (91)
Matt Platto (91)
Michael Hendricks (92)
Gerald Owens (93)
Orpheus Roye (94)
Jerry Johnson (95, 96, 97, 98, 99)
Travis Johnson (00)
Chris Bradwell (02)
Darrell Burston (02, 03, 04, 05, 06)
Anthony McCloud (10)

93

David Ellis (79)
Rick Houston (80)
Jim Hendley (82, 84)
Eric Hayes (85)
Shelton Thompson (86, 87, 88, 89)
Chris Cowart (90, 91, 92, 93, 94)
Chris Codling (93)
Chris Walker (95, 96, 97, 98, 99)
Eric Powell (00, 01, 02)
Letry Guion (05, 06, 07)
Everett Dawkins (08, 09, 10)

94

Mark Sims (79, 80, 81)
John Bamber (82)
Shawn Thomas (83, 84)
Eric Krohn (85, 86, 87)
John Flath (89)
Toddrick McInosh (90, 91, 92, 93)
Sean Mitchell (94, 95, 96, 97)
Bradley Jennings (97)
O.J. Jackson (98, 99, 00, 01, 02)
Chancey Davis (03, 04)
Justin Mincey (06, 07, 08, 09)
Darius Cummings (10)

95

Terry Widner (79, 80)
Kevin Griffin (82, 83)
Tim Hebron (82, 83, 84)
Pat Cicalese (85)
Greg Rinehart (86)
Scott Schilbrack (87)
Carl Simpson (89, 90, 91, 92)
Julian Pittman (93, 94, 95, 96, 97)
Rian Cason (98, 99, 00, 01)
Chauncey Davis (01)
Kameron Wimbley (03, 04, 05)
Kevin McNeil (06, 08, 09)
Bjoern Werner (10)

96

Jerry Ripelle (80)
Pete Pianton (81, 82, 83, 84, 85)
Joe Jordan (86)
Greg Rinehart (87)
James Chaney (88, 89, 90, 91)
Mike Spencer (91)
Connell Spain (92, 93, 94, 95, 96)
Char-ron Dorsey (97)
Larry Smith (98)
Randy Wilkins (99, 00)
Donnie Carter (01, 02)
Andre Fluellen (03, 04, 05, 06, 07)
Toshmon Stevens (08, 09, 10)

97


Herbert Harp (79, 80)
Tim Flasher (81, 82)
Lenx Jackson (83)
Mark Salva (84)
Chris Miller (85)
Mike Goodman (86)
Reggie Freeman (88, 89, 90, 91, 92)
Rhodney Williams (93, 94)
Roland Seymour (96)
Randy Wilkins (98)
Tony Benford (98, 99, 00, 01, 02)
Clifton Dickson (03, 04)
Eli Charles (06, 07)
Demonte McAllister (10)

98

Brad Foltik (80, 81, 82, 83)
Willie Tilton (84)
Keith Southwood (85)
Tony Yeomans (85)
Bart Schuics (86, 87)
Oliver Strickland (88, 89, 90)
Kelly Rush (91)
Ben Mayer (93)
Melvin Holland (94)
Orpheus Roye (95)
David Tulloch (96, 97)
Chris Woods (98, 99, 00, 01)
Broderick Bunkley (02)
Alex Boston (04, 05, 06, 07)
Markus White (08, 09, 10)

99

Ricky Render (79)
Ron Moore (81)
Brian Slack (82)
Tommy Wilkins (82)
Bruce Heggie (83, 84, 85, 86)
Anthony Moss (87, 88, 89, 90)
Dulack Guerrier (91, 92, 93, 94)
Larry Smith (95, 96)
David Warren (97, 98, 99, 00)
Travis Johnson (01, 02, 03, 04)
Everette Brown (06, 07, 08)
Jacobbi McDaniel (09, 10)




Lawrence Timmons



FLORIDA STATE VS. ALL OPPONENTS

Team	First MTG	Last MTG	Site	Score	W	L	T
Abilene Christian	1953	1957	H	34-7	1	2	0
Alabama ?	1965	2007	N	21-14	1	2	1
Alabama-Birmingham ?	2001	2007	H	34-24	3	0	0
Alabama State	1947	1947	H	0-7	0	1	0
Arizona State*	1971	1984	A	52-44	3	1	0
Auburn*	1954	1990	A	17-20	4	13	1
Baylor	1965	1974	H	17-21	1	2	0
BOSTON COLLEGE ?	1957	2010	H	24-19	5	4	0
Brigham Young	1991	2010	H	34-10	4	0	0
Central Florida	1995	1995	H	46-14	1	0	0
Cincinnati	1977	1990	H	70-21	6	0	0
Citadel, The	1955	2005	H	62-10	5	0	1
CLEMSON	1970	2010	H	16-13	17	7	0
Colorado ?	2003	2008	N	39-21	3	0	0
Colorado State	1972	1974	H	7-14	1	1	0
Cumberland	1947	1948	H	30-0	1	1	0
Delta State	1951	1951	H	34-0	1	0	0
DUKE X	1992	2007	H	25-6	16	0	0
East Carolina	1980	1990	H	45-24	7	0	0
Erskine	1948	1949	H	26-7	1	1	0
FLORIDA*	1958	2010	H	31-7	20	33	2
Furman	1952	1987	H	41-10	8	2	0
George Washington	1961	1961	H	15-7	1	0	0
Georgia*	1954	2002	N	13-26	4	6	1
Georgia Southern	1988	1990	H	48-6	2	0	0
Georgia Tech	1952	2009	H	44-49	12	9	1
Houston	1960	1978	H	21-27	2	12	2
Howard	1950	1950	H	20-6	1	0	0
Indiana*	1986	1986	N	27-13	1	0	0
Iowa State	1975	2002	N	38-31	1	1	0
Jax. Navy	1951	1951	A	39-0	1	0	0
Jacksonville State	1947	2009	H	19-9	1	1	0
Kansas	1971	1993	N	42-0	5	2	0
Kansas State	1970	1977	A	18-10	3	0	0

Team	First MTG	Last MTG	Site	Score	W	L	T
Kentucky	1960	2007	N	28-35	1	4	1
Livingston State	1948	1949	A	6-13	1	1	0
Louisiana State*	1968	1991	A	27-16	7	2	0
Louisiana Tech	1952	1999	H	41-7	2	2	0
Louisville	1952	2002	A	20-26	12	2	0
MARYLAND ?	1966	2010	A	30-16	19	2	0
Memphis State	1959	1990	N	35-3	10	7	1
MIAMI	1951	2010	A	45-17	24	31	0
Michigan	1986	1991	A	51-31	1	1	0
Michigan State	1987	1988	H	30-7	2	0	0
Middle Tennessee State	1991	1991	H	39-10	1	0	0
Millsaps	1948	1949	H	40-0	2	0	0
Mississippi	1961	1961	A	0-33	0	1	0
Mississippi College	1948	1950	H	33-0	3	0	0
Mississippi State	1966	1979	H	17-6	7	2	0
Navy	1978	1978	H	38-6	1	0	0
Nebraska*	1980	1993	N	18-16	6	2	0
Newberry	1950	1950	A	24-0	1	0	0
New Mexico State	1964	1964	H	36-0	1	0	0
North Carolina*	1983	2010	H	35-37	15	2	1
NC STATE ?	1952	2010	A	24-28	21	10	0
North Texas State	1976	1977	H	35-14	2	0	0
Notre Dame	1981	2003	A	37-0	4	2	0
Ohio	1956	1956	H	47-7	1	0	0
Ohio State*	1981	1997	N	31-14	3	0	0
OKLAHOMA	1965	2010	A	17-47	1	5	0
Oklahoma State*	1958	1985	N	34-23	3	1	0
Penn State*	1968	2006	N	23-26	1	1	1
Pittsburgh	1971	1983	A	16-17	3	5	0
Randolph Macon	1950	1950	H	40-7	1	0	0
Rice ?	2006	2006	H	55-7	1	0	0
Richmond	1959	1961	H	13-7	3	0	0
Samford	2010	2010	H	59-6	1	0	0
San Diego State	1973	1977	A	16-41	0	2	0
Sewanee	1949	1950	H	14-8	2	0	0
Southern Cal	1997	1998	H	30-10	2	0	0
South Carolina*	1966	2010	N	26-17	16	3	0
South Florida	2009	2009	H	7-17	0	1	0
Southern Illinois	1982	1982	H	59-8	1	0	0
Southern Miss	1952	1996	H	54-14	13	8	1
Stetson	1947	1954	A	47-6	6	1	1
Sul Ross State	1951	1951	H	35-12	1	0	0
Syracuse	1966	2005	H	38-14	5	1	0
Tampa	1948	1959	A	33-0	9	2	0
Temple	1984	1984	H	44-27	1	0	0
Tennessee	1958	1998	N	16-23	1	1	0
Tenn-Chattanooga	1984	2008	H	46-7	2	0	0
Tennessee Tech	1947	1958	H	22-7	1	1	0
Texas A&M*	1967	1998	N	23-14	4	0	0
TCU	1963	1965	A	3-7	1	2	0
Texas Tech*	1966	1987	H	40-16	4	1	0
Texas Western*	1954	1954	N	20-47	0	1	0
Toledo	1986	1986	H	24-0	1	0	0
Troy	1947	2006	H	24-17	5	1	0
Tulane**	1983	1992	H	70-7	10	0	0
Tulsa	1969	1985	H	76-14	5	0	0
UCLA* ?	2006	2006	N	44-27	1	0	0
Utah State	1975	1975	H	17-8	1	0	0
Villanova	1954	1957	A	7-21	3	1	0
VIRGINIA ?	1992	2010	A	34-14	14	2	0
Virginia Military	1952	1954	A	33-19	2	1	0
Virginia Tech	1955	2010	N	33-44	22	12	1
WAKE FOREST	1956	2010	H	31-0	23	5	1
West Virginia*	1982	2009	N	33-21	3	0	0
Western Carolina	1981	2008	H	69-0	3	0	0
Western Michigan ?	1991	2006	H	28-20	2	0	0
Whiting Field	1949	1949	H	74-0	1	0	0
Wichita State	1969	1986	H	59-3	2	0	0
William & Mary	1959	1960	H	22-0	1	1	0
Wisconsin*	2008	2008	N	42-13	1	0	0
Wofford*	1949	1952	A	27-13	3	0	0
Wyoming*	1966	1966	N	20-28	0	1	0



Bobby Bowden

* Bowl Games Included ** Forfeit Included ? Record indicates vacated win
X Record includes two vacated wins **BOLD CAPS** indicates 2011 opponent

HOMECOMING RESULTS

Year	Opponent	FSU	Opp
1948	Tampa	33	12
1949	Millsaps	40	0
1950	Sewanee	14	8
1951	Stetson	13	10
1952	Furman	0	9
1953	Stetson	13	6
1954	Furman	33	14
1955	The Citadel	39	0
1956	Wake Forest	14	14
1957	Virginia Tech	20	7
1958	Tampa	43	0
1959	William & Mary	0	9
1960	Kentucky	0	23
1961	Southern Mississippi	0	12
1962	Houston	0	7
1963	North Carolina State	14	0
1964	Kentucky	48	6
1965	Wake Forest	35	0
1966	Wake Forest	28	0
1967	Texas Tech	28	12
1968	Wake Forest	42	24
1969	South Carolina	34	9
1970	Virginia Tech	34	8
1971	Mississippi State	27	9
1972	Colorado State	33	0
1973	Memphis State	10	13
1974	Virginia Tech	21	56
1975	Miami (Fla.)	22	24
1976	Southern Mississippi	30	27
1977	North Texas State	35	14
1978	Navy	38	6
1979	South Carolina	27	7
1980	Boston College	41	7
1981	Western Carolina	56	31
1982	Southern Illinois	59	8
1983	Cincinnati	43	17
1984	Tennessee-Chattanooga	37	0
1985	Western Carolina	50	10
1986	Southern Mississippi	49	13
1987	Tulane	73	14
1988	Georgia Southern	28	10
1989	South Carolina	35	10
1990	Cincinnati	70	21



1991	Middle Tennessee State	39	10
1992	Maryland	69	21
1993	Wake Forest	54	0
1994	Clemson	17	0
1995	Georgia Tech	42	10
1996	Virginia	31	24
1997	NC State	48	35
1998	Clemson	48	0
1999	Wake Forest	33	10
2000	Duke	63	14

2001	NC State	28	34
2002	North Carolina	40	14
2003	NC State (OT)	50	44
2004	Duke	29	7
2005	Maryland	35	27
2006	Western Michigan	28	20
2007	Duke	25	6
2008	Boston College	17	27
2009	NC State	45	42
2010	North Carolina	35	37

BEST PERFORMANCES BY OPPONENTS

Individual

Most Yards Rushing	304	Sam DeJarnette	Southern Miss	1982
Most Rushing Attempts	43	Sam DeJarnette	Southern Miss	1982
Most Yards Passing	532	Jeff VanRaaphorst	Arizona State	1984
Most Passes Attempted	62	Scott Milanovich	Maryland	1995
Most Passes Completed	46	Scott Milanovich	Maryland	1995
Most Passes Caught	16	Alvin Pearman	Virginia	2003
	16	Geroy Simon	Maryland	1995
Most Yards Receiving	229	Gary Williams	Ohio State	1981
Longest TD Run				
From Scrimmage	94	Roger Craig	Nebraska	1981
Longest Punt Return	87	Darrell Blackman	NC State (TD)	2004
Most TDs on Returns	2	Henry Williams	East Carolina	1983
	2	Justin Miller	Clemson	2004 (2 kickoffs)
Most Interceptions	4	Bryant Gilliard	South Carolina	1984
Longest Interception Return	99	Trey Songy	Tulane	1983
Longest Kickoff Return	100	Anthony Collins	East Carolina	1980
Longest Pass Play	95	Ronnie Fletcher to Ben Hart (TD)	Oklahoma (Gator Bowl)	1965
Longest Punt	77	Jim Walton	Boston College	1976
		Rob Rajsich	Miami	1978

Longest Field Goal	61	Wayne Latimer	Virginia Tech	1975
Most Field Goals	6	Bobby Raymond	Florida	1983
	6	Richard Jackson	Clemson	2009
Most Fumbles Recovered	3	John Hohesiel	Wichita State	1969

Team

Points	59		Auburn	1985
Yards Rushing	472		Nebraska	1981
Rushing Attempts	80		Houston	1974
Yards Passing	532		Arizona State	1984
Passes Attempted	62		Maryland	1995
Passes Completed	46		Maryland	1995
Total Offense	651		Arizona State	1984
Most Fumbles	17		Wichita State	1969
Most Fumbles Lost	10 (of 17)		Wichita State	1969
Most Interceptions Made	7		S Carolina	1984
Most Interceptions Returned for TDs	2		Auburn	1985
Penalties	18		S Carolina	1985



AP WEEKLY RANKINGS

YEAR	WEEK OF	RANKED	RECORD
1962	Sept. 24	Other	1-0-1
1963	Sept. 23	Other	1-0-0
1964	Sept. 28	Other	2-0-0
	Oct. 5	Other	3-0-0
	Oct. 12	10	4-0-0
	Oct. 19	10	5-0-0
	Oct. 26	Other	5-1-0
	Nov. 2	Other	6-1-0
	Nov. 9	Other	6-1-0
	Nov. 16	Other	7-1-1
	Nov. 23	10	8-1-1
	Nov. 30	Other	8-1-1
1965	Preseason	Other	
	Oct. 18	Other	2-2-0
1966	Preseason	Other	
1967	Sept. 25	Other	0-1-1
	Oct. 23	Other	3-2-1
	Oct. 30	Other	4-2-1
	Nov. 6	Other	5-2-1
	Nov. 20	Other	6-2-1
	Nov. 27	Other	7-2-1
1968	Oct. 7	19	2-1-0
	Oct. 21	20	3-1-0
	Dec. 2	19	8-2-0
1971	Oct. 11	19	5-0-0
	Oct. 25	19	6-1-0
1972	Preseason	19	
	Sept. 11	20	1-0-0
	Sept. 18	17	2-0-0
	Sept. 25	16	3-0-0
	Oct. 2	13	4-0-0
1977	Oct. 24	20	5-1-0
	Oct. 31	15	6-1-0
	Nov. 7	16	7-1-0
	Nov. 14	13	8-1-0
	Nov. 28	19	8-2-0
Final '77 Poll	Jan. 1978	14	10-2-0
1978	Preseason	17	
	Sept. 11	16	1-0-0
	Sept. 18	13	2-0-0
	Sept. 25	10	3-0-0
	Oct. 2	18	3-1-0
	Oct. 9	15	4-1-0
1979	Preseason	19	
	Sept. 10	18	2-0-0
	Sept. 17	14	2-0-0
	Sept. 24	12	3-0-0
	Oct. 1	9	4-0-0
	Oct. 8	9	5-0-0
	Oct. 15	7	6-0-0
	Oct. 22	8	6-0-0
	Oct. 29	6	7-0-0
	Nov. 5	7	8-0-0
	Nov. 12	5	9-0-0
	Nov. 19	5	10-0-0
	Nov. 26	4	11-0-0
	Dec. 3	4	11-0-0
Final '79 Poll	Jan. 1980	6	11-1-0
1980	Preseason	13	
	Sept. 8	10	1-0-0
	Sept. 15	9	2-0-0
	Sept. 22	9	3-0-0
	Sept. 29	16	3-1-0
	Oct. 6	11	4-1-0
	Oct. 13	7	5-1-0
	Oct. 20	6	6-1-0
	Oct. 27	5	7-1-0
	Nov. 3	3	8-1-0
	Nov. 10	3	9-1-0
	Nov. 17	3	9-1-0
	Nov. 24	3	9-1-0
	Dec. 1	3	9-1-0
	Dec. 8	2	10-1-0
Final '80 Poll	Jan. 1981	5	10-2-0

1981	Preseason	19	
	Sept. 7	18	1-0-0
	Sept. 14	19	2-0-0
	Oct. 5	20	3-1-0
	Oct. 12	11	4-1-0
	Oct. 19	20	4-2-0
	Oct. 26	17	5-2-0
	Nov. 2	14	6-2-0
	Nov. 9	20	6-3-0
1982	Oct. 11	19	4-1-0
	Oct. 18	17	5-1-0
	Oct. 25	14	5-1-0
	Nov. 1	12	6-1-0
	Nov. 8	9	7-1-0
	Nov. 15	7	8-1-0
	Nov. 22	15	8-2-0
	Nov. 29	15	8-2-0
Final '82 Poll	Jan. 1983	13	9-3-0
1983	Preseason	7	
	Sept. 5	12	1-0-0
	Sept. 12	9	2-0-0
	Sept. 19	20	2-1-0
	Sept. 26	17	2-1-0
1984	Preseason	20	
	Sept. 3	20	1-0-0
	Sept. 10	18	1-0-0
	Sept. 17	15	2-0-0
	Sept. 24	9	3-0-0
	Oct. 1	6	4-0-0
	Oct. 8	9	4-0-1
	Oct. 15	15	4-1-1
	Oct. 22	15	5-1-1
	Oct. 29	15	5-1-1
	Nov. 5	14	6-1-1
	Nov. 12	17	6-2-1
	Nov. 19	15	7-2-1
	Nov. 26	12	7-2-1
Final '84 Poll	Jan. 1985	17	7-2-2
1985	Preseason	19	
	Sept. 2	17	1-0
	Sept. 9	7	2-0
	Sept. 16	6	2-0
	Sept. 23	4	3-0
	Sept. 30	4	4-0
	Oct. 7	4	4-0
	Oct. 14	13	4-1
	Oct. 21	11	5-1
	Oct. 28	10	6-1
	Nov. 5	16	6-2
	Nov. 12	15	7-2
	Nov. 19	14	8-2
	Nov. 26	12	8-3
	Dec. 3	18	8-3
Final '85 Poll	Jan. 1986	15	9-3
1986	Preseason	11	
	Sept. 1	11	1-0
	Sept. 8	15	1-1
	Sept. 15	15	1-1
	Sept. 22	20	1-1-1
	Oct. 28	20	4-1-2
Final '86 Poll	Jan. 1987	Other	7-4-1
1987	Preseason	8	
	Sept. 8	8	1-0
	Sept. 15	7	2-0
	Sept. 22	6	3-0
	Sept. 29	4	4-0
	Oct. 6	6	4-1
	Oct. 13	4	5-1
	Oct. 20	4	6-1
	Oct. 27	4	6-1
	Nov. 3	4	7-1
	Nov. 10	4	8-1
	Nov. 17	4	9-1
	Nov. 24	3	9-1
	Dec. 2	3	10-1
Final '87 Poll	Jan. 1988	2	11-1

1988	Preseason	1	
	Sept. 6	10	0-1
	Sept. 13	10	1-1
	Sept. 20	9	2-1
	Sept. 27	6	3-1
	Oct. 4	6	4-1
	Oct. 11	5	5-1
	Oct. 18	7	6-1
	Oct. 25	6	7-1
	Nov. 2	5	8-1
	Nov. 9	5	8-1
	Nov. 16	5	9-1
	Nov. 23	5	9-1
	Dec. 1	4	10-1
Final '88 Poll	Jan. 1989	3	11-1
1989	Preseason	6	
	Sept. 5	6	0-1
	Sept. 12	Other	0-2
	Sept. 19	Other	1-2
	Sept. 26	25	2-2
	Oct. 3	22	2-2
	Oct. 10	19	3-2
	Oct. 17	14	4-2
	Oct. 24	9	5-2
	Oct. 31	6	6-2
	Nov. 7	5	7-2
	Nov. 14	5	7-2
	Nov. 21	5	8-2
	Nov. 28	6	8-2
	Dec. 5	5	9-2
Final '89 Poll	Jan. 1990	3	10-2
1990	Preseason	4	
	Sept. 3	3	0-0
	Sept. 10	3	1-0
	Sept. 17	2	2-0
	Sept. 24	2	3-0
	Oct. 1	2	4-0
	Oct. 8	10	4-1
	Oct. 15	7	4-1
	Oct. 22	12	4-2
	Oct. 29	12	5-2
	Nov. 5	12	6-2
	Nov. 12	9	7-2
	Nov. 19	8	8-2
	Nov. 26	8	8-2
	Dec. 3	6	9-2
Final '90 Poll	Jan. 1991	4	10-2
1991	Preseason	1	
	Sept. 2	1	1-0
	Sept. 9	1	2-0
	Sept. 16	1	3-0
	Sept. 23	1	3-0
	Sept. 30	1	4-0
	Oct. 7	1	5-0
	Oct. 14	1	6-0
	Oct. 21	1	7-0
	Oct. 28	1	8-0
	Nov. 4	1	9-0
	Nov. 11	1	10-0
	Nov. 18	3	10-1
	Nov. 25	3	10-1
	Dec. 2	5	10-2
Final '91 Poll	Jan. 1992	4	11-2
1992	Preseason	5	
	Aug. 31	4	0-0
	Sept. 7	5	1-0
	Sept. 14	3	2-0
	Sept. 21	3	3-0
	Sept. 28	3	4-0
	Oct. 5	8	4-1
	Oct. 12	6	5-1
	Oct. 19	6	6-1
	Oct. 26	6	6-1
	Nov. 2	6	7-1
	Nov. 9	5	8-1
	Nov. 16	3	9-1
	Nov. 23	3	9-1
	Nov. 30	3	10-1
	Dec. 7	3	10-1
Final '92 Poll	Jan. 1993	2	11-1



AP WEEKLY RANKINGS

1993	Preseason	1	
	Aug. 30	1	1-0
	Sept. 6	1	2-0
	Sept. 13	1	3-0
	Sept. 20	1	4-0
	Sept. 27	1	4-0
	Oct. 4	1	5-0
	Oct. 11	1	6-0
	Oct. 18	1	7-0
	Oct. 25	1	7-0
	Nov. 1	1	8-0
	Nov. 8	1	9-0
	Nov. 15	2	9-1
	Nov. 22	1	10-1
	Nov. 29	1	11-1
	Dec. 6	1	11-1
Final '93 Poll	Jan. 1994	1	12-1
1994	Preseason	3	
	Aug. 30	4	
	Sept. 4	4	1-0
	Sept. 11	3	2-0
	Sept. 18	3	3-0
	Sept. 25	3	4-0
	Oct. 2	3	4-0
	Oct. 9	11	4-1
	Oct. 16	10	4-1
	Oct. 23	9	5-1
	Oct. 30	8	6-1
	Nov. 6	8	7-1
	Nov. 13	8	8-1
	Nov. 20	7	9-1
	Nov. 27	6	9-1-1
	Dec. 5	7	9-1-1
Final '94 Poll	Jan. 1995	4	10-1-1
1995	Preseason	1	
	Aug. 28	1	
	Sept. 3	1	1-0
	Sept. 10	1	2-0
	Sept. 17	1	3-0
	Sept. 24	1	4-0
	Oct. 1	1	4-0
	Oct. 8	1	5-0
	Oct. 15	1	6-0
	Oct. 22	1	7-0
	Oct. 29	2	7-0
	Nov. 5	6	7-1
	Nov. 12	6	8-1
	Nov. 19	6	9-1
	Nov. 26	7	9-2
Final '95 Poll	Jan. '96	4	10-2
1996	Preseason	3	
	Aug. 26	3	
	Sept. 2	3	
	Sept. 9	3	1-0
	Sept. 16	3	1-0
	Sept. 23	2	2-0
	Sept. 29	2	3-0
	Oct. 7	3	4-0
	Oct. 14	3	5-0
	Oct. 21	3	5-0
	Oct. 28	3	6-0
	Nov. 4	3	7-0
	Nov. 11	3	8-0
	Nov. 18	3	9-0
	Nov. 25	2	10-0
	Dec. 2	1	11-0
	Dec. 9	1	11-0
Final '96 Poll	Jan. '97	3	11-1
1997	Preseason	5	
	Aug. 31	5	
	Sept. 7	5	1-0
	Sept. 14	5	2-0
	Sept. 21	5	3-0
	Sept. 28	4	3-0
	Oct. 5	4	4-0
	Oct. 12	4	5-0
	Oct. 19	3	6-0
	Oct. 26	3	7-0
	Nov. 2	3	8-0
	Nov. 9	3	9-0
	Nov. 16	2	10-0
	Nov. 23	2	10-1
	Nov. 30	4	10-1
	Dec. 7	4	10-1
Final '97 Poll	Jan. '98	3	11-1

1998	Preseason	2	
	Sept. 6	2	1-0
	Sept. 13	11	1-1
	Sept. 20	10	2-1
	Sept. 27	9	3-1
	Oct. 4	8	4-1
	Oct. 11	6	5-1
	Oct. 18	6	6-1
	Oct. 25	5	7-1
	Nov. 1	6	8-1
	Nov. 8	5	9-1
	Nov. 15	5	10-1
	Nov. 22	4	11-1
	Nov. 29	4	11-1
	Dec. 6	2	11-1
Final '98 Poll	Jan. '99	3	11-2
1999	Preseason	1	
	Sept. 5	1	1-0
	Sept. 12	1	2-0
	Sept. 19	1	3-0
	Sept. 26	1	4-0
	Oct. 3	1	5-0
	Oct. 10	1	6-0
	Oct. 17	1	7-0
	Oct. 24	1	8-0
	Oct. 31	1	9-0
	Nov. 7	1	9-0
	Nov. 14	1	10-0
	Nov. 21	1	11-0
	Nov. 28	1	11-0
	Dec. 5	1	11-0
Final '99 Poll	Jan. '00	1	12-0
2000	Preseason	2	
	Aug. 28	2	1-0
	Sept. 3	2	1-0
	Sept. 10	2	2-0
	Sept. 17	2	3-0
	Sept. 24	2	4-0
	Oct. 1	1	5-0
	Oct. 8	7	5-1
	Oct. 15	6	6-1
	Oct. 22	6	7-1
	Oct. 29	4	8-1
	Nov. 5	3	9-1
	Nov. 12	3	10-1
	Nov. 19	3	11-1
	Nov. 26	3	11-1
	Dec. 6	3	11-1
Final '00 Poll	Jan. '01	5	11-2
2001	Preseason	6	0-0
	Aug. 27	6	0-0
	Sept. 3	6	1-0
	Sept. 9	6	2-0
	Sept. 23	18	2-1
	Sept. 30	16	2-1
	Oct. 7	14	3-1
	Oct. 14	21	3-2
	Oct. 21	19	4-2
	Oct. 28	14	5-2
	Nov. 4	10	6-2
	Nov. 11	21	6-3
	Dec. 2	24	7-4
	Dec. 9	24	7-4
Final '01 Poll	Jan. '02	15	8-4
2002	Preseason	5	0-0
	Sept. 1	5	2-0
	Sept. 7	5	2-0
	Sept. 14	5	3-0
	Sept. 21	4	4-0
	Sept. 28	11	4-1
	Oct. 5	9	5-1
	Oct. 12	12	5-2
	Oct. 19	11	5-2
	Oct. 26	18	5-3
	Nov. 2	17	6-3
	Nov. 9	15	7-3
	Nov. 16	14	8-3
	Nov. 23	23	8-4
	Nov. 30	16	9-4
	Dec. 7	16	9-4
Final '02 Poll	Jan. '03	21	9-5

2003	Preseason	13	0-0
	Sept. 2	11	1-0
	Sept. 9	10	2-0
	Sept. 16	10	3-0
	Sept. 23	6	4-0
	Sept. 30	5	5-0
	Oct. 7	5	5-0
	Oct. 14	7	5-1
	Oct. 21	6	6-1
	Oct. 28	5	7-1
	Nov. 4	3	8-1
	Nov. 11	13	8-2
	Nov. 18	11	9-2
	Nov. 25	9	9-2
	Dec. 2	9	10-2
	Dec. 9	9	10-2
Final '03 Poll	Jan. '04	11	10-3
2004	Preseason	5	0-0
	Sept. 7	4	0-0
	Sept. 14	8	0-1
	Sept. 21	8	1-1
	Sept. 28	9	2-1
	Oct. 5	8	3-1
	Oct. 12	7	4-1
	Oct. 19	5	5-1
	Oct. 26	5	6-1
	Nov. 2	13	6-2
	Nov. 9	11	7-2
	Nov. 16	10	8-2
	Nov. 23	19	8-3
	Nov. 30	16	8-3
	Dec. 7	17	8-3
Final '04 Poll	Jan. '05	15	9-3
2005	Preseason	14	0-0
	Sept. 4	11	0-0
	Sept. 11	8	2-0
	Sept. 18	6	3-0
	Sept. 25	6	3-0
	Oct. 2	4	4-0
	Oct. 9	4	5-0
	Oct. 16	11	5-1
	Oct. 23	10	6-1
	Oct. 30	9	7-1
	Nov. 6	17	7-2
	Nov. 13	22	7-3
	Nov. 20	23	7-3
	Dec. 4	22	8-4
Final '05 Poll	Jan. '06	23	8-5
2006	Preseason	11	0-0
	Sept. 5	9	1-0
	Sept. 11	9	2-0
	Sept. 18	18	2-1
	Sept. 24	19	3-1
	Oct. 1	17	3-1
2007	Preseason	19	0-0
	Oct. 7	21	4-1
2008	Sept. 14	24	2-0
	Oct. 19	24	5-1
	Oct. 26	16	6-1
	Nov. 2	24	6-2
	Nov. 9	20	7-2
	Nov. 23	23	8-3
Final '08 Poll	Jan. '09	21	9-4
2009	Preseason	18	0-0
	Sept. 26	18	2-2
2010	Preseason	20	0-0
	Sept. 4	20	0-0
	Sept. 11	17	1-0
	Oct. 9	23	4-1
	Oct. 16	16	5-1
	Oct. 28	16	6-1
	Nov. 6	24	6-2
	Nov. 27	22	8-3
	Dec. 4	20	9-3
	Dec. 31	23	9-4
Final '10 Poll	Jan. '11	17	10-4



FSU VS. OPPONENTS RANKED BY THE AP

DATE	OPPONENT	SCORE	SITE	OPP RANK
11/22/52	Georgia Tech	L 0-30	A	2
10/22/55	Georgia Tech	L 0-34	A	13
11/02/56	Miami	L 7-20	A	9
10/12/57	NC State	L 0-7	H	13
11/23/57	Auburn	L 7-29	H	2
10/31/59	Georgia	L 0-42	A	14
11/19/60	Auburn	L 21-57	A	9
09/30/61	Florida	T 3-3	A	17
10/07/61	Mississippi	L 0-33	A	2
10/05/62	Miami	L 6-7	A	9
11/23/63	Auburn	L 15-21	A	9
10/10/64	Kentucky	W 48-6	H	5
10/16/65	Georgia	W 10-3	H	5
10/08/66	Florida	L 19-22	H	10
09/29/67	Alabama	T 37-37	A	2
12/30/67	Penn State	T 17-17	N	10
09/28/68	Florida	L 3-9	H	5
10/05/68	Texas A&M	W 20-14	H	17
11/29/68	Houston	W 40-20	N	10
10/04/69	Florida	L 6-21	A	12
11/29/69	Houston	L 13-41	A	18
12/27/71	Arizona State	L 38-45	N	8
10/28/72	Auburn	L 14-27	A	12
09/29/73	Miami	L 10-14	H	18
11/03/73	Houston	L 3-34	A	18
09/14/74	Pittsburgh	L 6-9	H	13
10/12/74	Alabama	L 7-8	A	3
10/19/74	Florida	L 14-24	H	14
10/26/74	Auburn	L 6-38	A	5
11/23/74	Houston	L 8-23	H	15
10/18/75	Florida	L 8-34	A	14
09/25/76	Oklahoma	L 9-24	A	4
10/09/76	Boston College	W 28-9	H	13
10/16/76	Florida	L 26-33	H	12
10/21/78	Pittsburgh	L 3-7	A	15
11/10/79	South Carolina	W 27-7	H	19
01/01/80	Oklahoma	L 7-24	N	5
10/04/80	Nebraska	W 18-14	A	3
10/11/80	Pittsburgh	W 36-22	H	4
11/22/80	Florida	W 17-13	H	19
01/01/81	Oklahoma	L 17-18	N	4
09/19/81	Nebraska	L 14-34	A	17
10/03/81	Ohio State	W 36-27	A	7
10/17/81	Pittsburgh	L 14-42	A	3
11/07/81	Miami	L 19-27	H	13
11/14/81	Southern Miss	L 14-58	H	14
09/18/82	Pittsburgh	L 17-37	H	2
10/30/82	Miami	W 24-7	A	16
11/20/82	LSU	L 21-55	A	12
12/30/82	West Virginia	W 31-12	N	10
09/10/83	LSU	W 40-35	A	13
10/01/83	Auburn	L 24-27	A	10
11/12/83	Miami	L 16-17	H	6
12/03/83	Florida	L 14-53	A	12
09/22/84	Miami	W 38-3	A	4
10/13/84	Auburn	L 41-42	H	16
11/10/84	South Carolina	L 26-38	A	5
12/01/84	Florida	L 17-27	H	3
09/07/85	Nebraska	W 17-13	A	10
10/12/85	Auburn	L 27-59	A	12
11/02/85	Miami	L 27-35	H	11
11/30/85	Florida	L 14-38	A	6
12/30/85	Oklahoma St.	W 34-23	N	19
09/06/86	Nebraska	L 17-34	A	8
09/27/86	Michigan	L 18-20	A	5
11/01/86	Miami	L 23-41	A	1
10/03/87	Miami	L 25-26	H	3
11/07/87	Auburn	W 34-6	A	6
01/01/88	Nebraska	W 31-28	N	5
09/03/88	Miami	L 0-31	A	8
09/17/88	Clemson	W 24-21	A	3
11/05/88	South Carolina	W 59-0	A	15
01/02/89	Auburn	W 13-7	N	7
09/09/89	Clemson	L 23-34	H	10
09/16/89	LSU	W 31-21	A	21
10/07/89	Syracuse	W 41-10	A	17

DATE	OPPONENT	SCORE	SITE	OPP RANK
10/21/89	Auburn	W 22-14	H	11
10/28/89	Miami	W 24-10	H	2
01/01/90	Nebraska	W 41-17	N	6
10/06/90	Miami	L 22-31	A	9
10/20/90	Auburn	L 17-20	A	5
12/01/90	Florida	W 45-30	H	6
12/29/90	Penn State	W 24-17	N	7
08/29/91	BYU	W 44-28	N	19
09/28/91	Michigan	W 51-31	A	3
10/05/91	Syracuse	W 46-14	H	10
11/16/91	Miami	L 16-17	H	2
11/30/91	Florida	L 9-14	A	5
01/01/92	Texas A&M	W 10-2	N	9
09/12/92	Clemson	W 24-20	A	15
09/19/92	NC State	W 34-13	A	16
10/03/92	Miami	L 16-19	A	2
10/17/92	Georgia Tech	W 29-24	A	16
10/31/92	Virginia	W 13-3	A	23
11/28/92	Florida	W 45-24	H	6
01/01/93	Nebraska	W 27-14	N	11
09/19/93	Clemson	W 57-0	H	17
09/18/93	North Carolina	W 33-7	A	13
10/09/93	Miami	W 28-10	H	3
10/16/93	Virginia	W 40-14	H	15
11/13/93	Notre Dame	L 24-31	A	2
11/27/93	Florida	W 33-21	A	7
01/01/94	Nebraska	W 18-16	N	2
09/24/94	North Carolina	W 31-18	H	13
10/08/94	Miami	L 20-34	A	13
10/29/94	Duke	W 59-20	H	13
11/19/94	NC State	W 34-3	A	22
11/26/94	Florida	T 31-31	H	4
01/02/95	Florida	W 23-17	N	5
11/02/95	Virginia	L 28-33	A	24
11/25/95	Florida	L 24-35	A	3
01/01/96	Notre Dame	W 31-26	N	6
09/28/96	North Carolina	W 13-0	H	11
10/26/96	Virginia	W 31-24	H	14
10/12/96	Miami	W 34-16	A	6
11/16/96	Southern Miss	W 54-14	H	25
11/30/96	Florida	W 24-21	H	1
01/02/97	Florida	L 52-20	N	3
09/06/97	USC	W 14-7	A	23
09/20/97	Clemson	W 35-28	A	16
10/18/97	Georgia Tech	W 38-0	H	21
11/08/97	North Carolina	W 20-3	A	5
11/22/97	Florida	L 29-32	A	10
01/01/98	Ohio State	W 31-14	N	9
08/28/98	Texas A&M	W 23-14	N	15
09/26/98	USC	W 30-10	H	18

DATE	OPPONENT	SCORE	SITE	OPP RANK
10/24/98	Georgia Tech	W 34-7	A	20
11/07/98	Virginia	W 45-14	H	12
11/21/98	Florida	W 23-12	H	4
01/04/99	Tennessee	L 23-16	N	1
09/11/99	Georgia Tech	W 41-35	H	10
09/18/99	NC State	W 42-11	H	20
10/09/99	Miami	W 31-21	H	19
11/11/99	Florida	W 30-23	A	3
01/04/00	Virginia Tech	W 46-29	N	2
10/07/00	Miami	L 24-27	A	7
10/28/00	NC State	W 58-14	A	21
11/04/00	Clemson	W 54-7	H	10
11/18/00	Florida	W 30-7	H	4
01/03/01	Oklahoma	L 2-13	N	1
10/13/01	Miami	L 27-49	H	2
10/27/01	Maryland	W 52-31	H	10
11/17/01	Florida	L 13-37	A	3
01/01/02	Virginia Tech	W 30-17	N	15
10/12/02	Miami	L 27-28	A	1
10/26/02	Notre Dame	L 24-34	H	6
11/30/02	Florida	W 31-14	H	14
01/01/03	Georgia	L 13-26	N	4
10/11/03	Miami	L 22-14	H	2
11/29/03	Florida	W 38-34	A	11
01/01/03	Miami	L 16-14	N	10
09/10/04	Miami	L 10-16	A	5
10/16/04	Virginia	W 36-3	H	6
09/05/05	Miami	W 10-7	H	9
09/17/05	Boston College	W 28-17	A	17
11/26/05	Florida	L 7-34	A	19
12/03/05	Virginia Tech	W 27-22	N	5
01/03/06	Penn State	L 23-26	N	3
09/04/06	Miami	W 13-10	A	12
11/11/06	Wake Forest	L 0-30	H	18
11/25/06	Florida	L 14-21	H	4
09/29/07	Alabama	W 21-14	N	22
11/03/07	Boston College	W 27-17	A	2
11/10/07	Virginia Tech	L 21-40	A	11
11/24/07	Florida	L 12-45	A	12
09/20/08	Wake Forest	L 3-12	H	18
11/22/08	Maryland	W 37-3	A	22
11/29/08	Florida	L 15-45	H	2
09/07/09	BYU	W 54-28	A	7
10/10/09	Georgia Tech	L 44-49	H	22
11/28/09	Florida	L 10-37	A	1
01/01/10	West Virginia	W 33-21	N	18
09/11/10	Oklahoma	L 7-47	A	10
10/09/10	Miami	W 45-17	A	13
12/04/10	Virginia Tech	L 33-44	N	12
12/31/10	South Carolina	W 26-17	N	19

ALL-TIME VS. RANKED OPPONENTS

RANK	HOME	AWAY	NEUTRAL	TOTAL
1	1-0-0	0-3-0	0-2-0	1-5-0
2	1-6-0	1-4-1	2-0-0	4-10-1
3	1-2-0	4-4-0	0-2-0	5-8-0
4	3-1-1	1-1-0	0-2-0	4-4-1
5	2-1-0	1-6-0	3-1-0	6-8-0
6	3-2-0	2-1-0	2-0-0	7-3-0
7	0-0-0	3-1-0	2-0-0	5-1-0
8	0-0-0	0-2-0	0-1-0	0-3-0
9	1-0-0	0-5-0	2-0-0	3-5-0
10	4-2-0	1-3-0	2-1-1	7-6-1
11	2-1-0	1-1-0	1-0-0	4-2-0
12	1-1-0	1-6-0	0-1-0	2-8-0
13	3-3-0	3-2-0	0-0-0	6-5-0
14	2-2-0	0-2-0	0-0-0	2-4-0
15	1-1-0	2-1-0	2-0-0	5-2-0
16	0-1-0	4-0-0	0-0-0	4-1-0

RANK	HOME	AWAY	NEUTRAL	TOTAL
17	2-0-0	2-1-1	0-0-0	4-1-1
18	1-3-0	0-2-0	1-0-0	2-5-0
19	3-0-0	0-1-0	3-0-0	6-1-0
20	1-0-0	1-0-0	0-0-0	2-0-0
21	1-0-0	2-0-0	0-0-0	3-0-0
22	0-1-0	2-0-0	1-0-0	3-1-0
23	0-0-0	2-0-0	0-0-0	2-0-0
24	0-0-0	0-1-0	0-0-0	0-1-0
25	1-0-0	0-0-0	0-0-0	1-0-0
Total	34-27-1	33-47-2	21-10-1	88-84-4

FSU vs. Top 25	88-84-4
FSU vs. Top 20	79-82-4
FSU vs. Top 10	42-53-3
FSU vs. Top 5	20-35-2

MARGINS OF VICTORY

Top 10 Margins of Victory - All Games

1.	+74	74-0	Oct. 1, 1949	vs. Whiting Field
2.	+69	69-0	Sept. 6, 2008	vs. Western Carolina
3.	+63	66-3	Oct. 22, 1988	vs. Louisiana Tech
	+63	70-7	Nov. 14, 1992	vs. Tulane
5.	+62	76-14	Oct. 19, 1985	vs. Tulsa
6.	+60	77-17	Sept. 16, 1995	vs. NC State
7.	+59	59-0	Oct. 3, 1953	vs. Louisville
	+59	62-3	Nov. 20, 1993	vs. NC State
	+59	73-14	Oct. 31, 1987	vs. Tulane
	+59	72-13	Oct. 14, 1995	vs. Wake Forest
	+59	59-0	Nov., 5, 1988	at South Carolina

Top 10 Margin of Defeat - All Games

1.	-49	0-49	Dec. 1, 1973	at Florida
2.	-47	0-47	Sept. 18, 1976	at Miami
3.	-44	14-58	Nov. 14, 1981	vs. Southern Miss
4.	-42	0-42	Oct. 31, 1959	at Georgia
5.	-40	12-52	Nov. 17, 1973	vs. South Carolina
6.	-39	14-53	Dec. 3, 1983	at Florida
7.	-36	21-57	Nov. 19, 1960	at Auburn
8.	-35	21-56	Nov. 16, 1974	vs. Virginia Tech
9.	-34	0-34	Oct. 22, 1955	at Georgia Tech
	-34	21-55	Nov. 20, 1982	at Louisiana State
	-34	0-34	Sept. 30, 1955	at Miami

Top 10 Margins of Victory - Home Games

1.	+74	74-0	Oct. 1, 1949	vs. Whiting Field
2.	+69	69-0	Sept. 6, 2008	vs. Western Carolina
3.	+63	66-3	Oct. 22, 1988	vs. Louisiana Tech
	+63	70-7	Nov. 14, 1992	vs. Tulane
5.	+62	76-14	Oct. 19, 2002	vs. Tulsa
6.	+60	77-17	Sept. 16, 1995	vs. NC State
7.	+59	59-0	Oct. 3, 1953	vs. Louisville
	+59	62-3	Nov. 20, 1993	vs. NC State
	+59	73-14	Oct. 31, 1987	vs. Tulane
	+59	72-13	Oct. 14, 1995	vs. Wake Forest

Top 10 Margins of Defeat - Home Games

1.	-44	14-58	Nov. 14, 1981	vs. Southern Miss
2.	-40	12-52	Nov. 17, 1973	vs. South Carolina
3.	-35	21-56	Nov. 16, 1974	vs. Virginia Tech
4.	-33	14-47	Oct. 15, 1955	vs. Georgia
	-33	6-39	Dec. 6, 1952	vs. Tampa
6.	-30	0-30	Nov. 11, 2006	vs. Wake Forest
	-30	15-45	Nov. 29, 2008	vs. Florida
8.	-29	13-42	Oct. 7, 1972	vs. Florida
9.	-28	0-28	Sept. 22, 1973	vs. Kansas
10.	-27	14-41	Oct. 4, 1952	vs. Louisville
	-27	13-40	Nov. 8, 1957	vs. Miami

Top 10 Margins of Victory - Road Games

1.	+59	59-0	Nov., 5, 1988	at South Carolina
2.	+52	59-7	Sept. 28, 2000	at Maryland
3.	+51	61-10	Oct. 10, 1987	at Southern Miss
4.	+49	56-7	Sept. 27, 2003	at Duke
5.	+46	49-3	Nov. 2, 1996	at Georgia Tech
6.	+42	55-13	Sept. 1, 2001	at Duke
	+42	56-14	Sept. 17, 1994	at Wake Forest
8.	+41	44-3	Sept. 12, 1987	at East Carolina
	+41	47-6	Oct. 2, 1954	at Louisville
	+41	48-7	Nov. 16, 1968	at NC State
	+41	47-6	Nov. 20, 1954	at Stetson

Top 10 Margins of Defeat - Road Games

1.	-49	0-49	Dec. 1, 1973	at Florida
2.	-47	0-47	Sept. 18, 1976	at Miami
3.	-42	0-42	Oct. 31, 1959	at Georgia
4.	-39	14-53	Dec. 3, 1983	at Florida
5.	-36	21-57	Nov. 19, 1960	at Auburn
6.	-34	0-34	Oct. 22, 1955	at Georgia Tech
	-34	21-55	Nov. 20, 1982	at Louisiana State
	-34	0-34	Sept. 30, 1955	at Miami
9.	-33	0-33	Oct. 23, 1954	at Auburn
	-33	12-45	Oct. 24, 2007	at Florida

Top 10 Margins of Victory - ACC Games

1.	+59	62-3	Nov. 20, 1993	vs. NC State
	+59	72-13	Oct. 4, 1995	vs. Wake Forest
3.	+57	57-0	Sept. 11, 1993	vs. Clemson
4.	+54	54-0	Oct. 30, 1993	vs. Wake Forest
5.	+52	59-7	Sept. 28, 2000	at Maryland
6.	+51	51-0	Oct. 2, 1993	vs. Georgia Tech
	+51	58-7	Nov. 15, 1997	vs. Wake Forest
8.	+49	56-7	Sept. 27, 2003	at Duke
	+49	63-14	Sept. 16, 2000	vs. North Carolina
	+49	63-14	Oct. 14, 2000	vs. Duke
	+49	62-13	Sept. 19, 1998	vs. Duke

Top 10 Margins of Victory - ACC Home Games

1.	+59	62-3	Nov. 20, 1993	vs. NC State
	+59	72-13	Oct. 4, 1995	vs. Wake Forest
3.	+57	57-0	Sept. 11, 1993	vs. Clemson
4.	+54	54-0	Oct. 30, 1993	vs. Wake Forest
5.	+51	51-0	Oct. 2, 1993	vs. Georgia Tech
	+51	58-7	Nov. 15, 1997	vs. Wake Forest
7.	+49	63-14	Sept. 16, 2000	vs. North Carolina
	+49	63-14	Oct. 14, 2000	vs. Duke
	+49	62-13	Sept. 19, 1998	vs. Duke
10.	+39	59-20	Oct. 29, 1994	vs. Duke

Top 10 Margins of Victory - ACC Road Games

1.	+52	59-7	Sept. 28, 2000	at Maryland
2.	+49	56-7	Sept. 27, 2003	at Duke
3.	+46	49-3	Nov. 2, 1996	at Georgia Tech
4.	+44	58-14	Oct. 28, 2000	at NC State
5.	+42	56-14	Sept. 17, 1994	at Wake Forest
6.	+38	45-7	Sept. 4, 1993	at Duke
7.	+36	43-7	Oct. 20, 2001	at Virginia
8.	+34	51-17	Sept. 19, 1996	at NC State
	+34	37-3	Nov. 22, 2008	at Maryland
10.	+32	41-10	Nov. 25, 1999	at North Carolina
	+32	52-20	Sept. 10, 1994	at Maryland

Top Four Margins of Victory - ACC Neutral Site Games

1.	+44	70-26	Sept. 2, 1995	vs. Duke (at Orlando)
2.	+38	48-10	Nov. 23, 1996	vs. Maryland (Ft. Lauderdale)
3.	+37	44-7	Nov. 9, 1996	vs. Wake Forest (at Orlando)
4.	+28	51-23	Oct. 2, 1999	vs. Duke (at Jacksonville)

Top Five Margins of Defeat - ACC Games

1.	-32	9-41	Sept. 22, 2001	at North Carolina
2.	-30	0-30	Nov. 11, 2006	Wake Forest
3.	-21	14-35	Nov. 12, 2005	at Clemson
4.	-17	7-24	Sept. 12, 1998	at NC State
5.	-16	10-26	Nov. 8, 2003	at Clemson

Top 10 Margins of Victory - Bowl Games

1.	+29	42-13	Dec. 27, 2008	Champs Sports Bowl	vs. Wisconsin
2.	+25	28-3	Dec. 31, 1983	Peach Bowl	vs. North Carolina
3.	+24	41-17	Jan. 1, 1990	Fiesta Bowl	vs. Nebraska
4.	+23	40-17	Dec. 23, 1977	Tangerine Bowl	vs. Texas Tech
5.	+19	31-12	Dec. 30, 1982	Gator Bowl	vs. West Virginia
6.	+17	36-19	Jan. 2, 1965	Gator Bowl	vs. Oklahoma
	+17	31-14	Jan. 1, 1998	Sugar Bowl	vs. Ohio State
	+17	46-29	Jan. 4, 2000	Sugar Bowl	vs. Virginia Tech
	+17	44-27	Dec. 27, 2006	Emerald Bowl	vs. UCLA
10.	+14	27-13	Dec. 31, 1986	All-American Bowl	vs. Indiana

Top 10 Margins of Defeat - Bowl Games

1.	-32	20-52	Jan. 2, 1996	Sugar Bowl	vs. Florida
2.	-27	20-47	Jan. 1, 1955	Sun Bowl	vs. Texas Western
3.	-17	7-24	Jan. 1, 1980	Orange Bowl	vs. Oklahoma
4.	-13	13-26	Jan. 1, 2003	Sugar Bowl	vs. Georgia
5.	-9	6-15	Dec. 13, 1958	Bluegrass Bowl	vs. Oklahoma State
	-9	2-12	Jan. 3, 2001	Orange Bowl	vs. Oklahoma
7.	-8	20-28	Dec. 24, 1966	Sun Bowl	vs. Wyoming
8.	-7	38-45	Dec. 27, 1971	Fiesta Bowl	vs. Arizona State
	-7	16-23	Jan. 4, 1999	Fiesta Bowl	vs. Tennessee
	-7	28-35	Dec. 31, 2007	Music City Bowl	vs. Kentucky



YEAR-BY-YEAR TEAM STATISTICS

YEAR	POINTS		RUSHING		PASSING		PASS YDS PER GAME	TOTAL OFF		YARDS PER GAME	PENALTIES	FUM-LOST
	PER GAME	TDS	ATT	YARDS - AVG	ATT	COMP - INT		PLAY	YARDS			
2010	31.4	53	500	2400 - 171.4	397	250 - 13	2938	209.9	897 - 5338	381.3	88	24-10
	19.6	31	529	1802 - 128.7	477	278 - 15	3150	225.0	1006 - 4952	353.7	98	23-12
2009	30.1	48	422	2215 - 170.4	437	296 - 13	3534	271.8	859 - 5478	421.4	89	26-13
	30.0	53	194	2961 - 227.8	343	205 - 14	2990	230.0	837 - 5650	434.6	80	20-13
2008	33.4	51	483	2328 - 179.1	387	211 - 16	2506	192.8	870 - 4834	371.8	102	23-10
	20.2	29	450	1723 - 132.5	342	175 - 9	2111	162.4	792 - 3834	294.9	76	24-17
2007	23.3	32	447	1659 - 127.6	466	256 - 10	3143	241.8	913 - 4802	369.4	108	21-12
	22.9	38	454	1516 - 116.6	464	264 - 17	3190	245.4	918 - 4706	362.0	101	23-11
2006	26.5	42	363	1255 - 96.5	439	239 - 16	3039	233.8	802 - 4294	330.3	89	26-11
	19.8	31	421	1203 - 92.5	414	227 - 12	2578	198.3	835 - 3781	290.8	82	19-7
2005	28.9	46	376	1222 - 94.0	526	303 - 19	3674	282.6	902 - 4896	376.6	114	19-8
	22.0	34	492	1409 - 108.4	404	239 - 12	2611	200.8	896 - 4020	309.2	93	25-11
2004	25.2	40	460	1944 - 162.0	402	215 - 15	2526	210.5	862 - 4470	372.5	116	16-7
	14.1	13	418	997 - 83.1	380	204 - 16	2409	200.8	798 - 3406	283.8	82	22-13
2003	32.2	52	469	1734 - 133.4	438	249 - 13	3505	269.6	907 - 5239	403.0	91	29-12
	16.7	23	472	1552 - 119.4	449	247 - 15	2768	212.9	921 - 4320	332.3	90	28-18
2002	30.6	53	562	2618 - 187.0	419	217 - 10	2955	211.1	981 - 5513	398.1	109	22-11
	21.5	35	497	1831 - 130.8	465	249 - 16	3293	235.2	962 - 5124	366.0	104	30-16
2001	33.9	48	434	1756 - 192.2	325	184 - 13	2931	266.5	759 - 4687	426.1	93	15-8
	26.1	36	398	1386 - 154.5	373	206 - 15	2534	230.4	771 - 3920	356.4	93	20-10
2000	42.4	67	455	1980 - 165.0	469	290 - 14	4608	384.0	924 - 6588	549.0	123	10-7
	10.2	15	387	887 - 73.9	447	220 - 19	2437	203.1	834 - 3324	277.0	132	29-14
1999	34.3	49	397	1356 - 123.5	423	250 - 17	3332	302.9	820 - 4683	425.7	109	11-4
	14.5	20	357	1057 - 98.8	305	217 - 22	2264	205.8	672 - 3351	304.6	96	18-7
1998	32.1	43	515	1797 - 149.8	357	185 - 9	3019	251.6	872 - 4816	401.3	117	22-12
	11.5	16	412	958 - 79.8	335	138 - 18	1620	135.0	747 - 2578	214.8	78	27-14
1997	39.7	55	344	1233 - 112.1	440	262 - 11	3740	340.0	784 - 4973	452.1	113	18-6
	15.2	22	379	571 - 51.9	338	164 - 22	2084	189.5	717 - 2655	241.4	82	20-10
1996	38.7	54	423	1958 - 178.2	335	181 - 14	2541	231.0	759 - 4499	409.0	94	18-9
	11.1	15	418	649 - 59.0	358	162 - 11	1875	170.5	775 - 2524	229.5	60	26-12
1995	48.4	72	420	2451 - 222.8	465	297 - 14	3616	328.7	885 - 6067	551.5	76	18-6
	18.3	27	446	1452 - 132.0	376	194 - 16	2347	213.4	822 - 3799	345.4	76	32-19
1994	36.8	53	412	2080 - 189.1	264	441 - 18	3234	294.0	853 - 5314	483.1	85	18-13
	16.6	22	377	1077 - 97.9	180	376 - 15	1860	169.1	753 - 2937	267.0	73	21-13
1993	43.2	70	470	2667 - 222.3	327	469 - 6	3909	325.8	939 - 6576	548.0	102	18-12
	9.4	15	397	1182 - 98.5	181	376 - 15	2232	186.0	773 - 3414	284.5	68	15-9
1992	38.1	56	464	2252 - 204.7	214	387 - 17	2828	257.1	851 - 5080	461.8	89	27-14
	15.6	19	400	1103 - 100.3	182	386 - 18	2114	192.2	786 - 3217	292.5	62	24-13
1991	36.6	57	507	2287 - 190.6	234	390 - 11	3114	259.5	897 - 5401	450.1	89	15-6
	15.5	23	398	994 - 82.8	192	378 - 25	2381	198.4	776 - 3375	281.3	62	23-12
1990	39.5	57	422	2137 - 194.3	348	222 - 10	2785	253.2	770 - 4922	447.5	89	14-6
	17.2	22	465	1646 - 149.6	318	163 - 21	1830	166.4	783 - 3476	316.0	72	34-16
1989	34.8	48	393	1517 - 137.9	387	230 - 11	3448	313.5	780 - 4965	451.4	89	23-14
	16.5	20	456	1496 - 136.0	325	161 - 23	2063	187.5	781 - 3559	323.5	74	26-16
1988	40.2	58	443	2195 - 199.5	319	188 - 18	2676	243.3	762 - 4871	442.8	93	16-7
	15.0	21	481	1662 - 151.1	278	110 - 18	1443	131.2	759 - 3105	282.3	83	29-9
1987	40.9	55	530	2995 - 272.3	318	173 - 11	2366	215.1	848 - 5361	487.4	78	20-14
	12.3	15	422	1453 - 132.1	310	129 - 15	1563	142.1	732 - 3016	274.2	59	31-17
1986	33.2	45	464	2055 - 186.8	301	164 - 14	2142	194.7	775 - 4197	381.6	81	29-12
	18.6	26	466	1432 - 130.2	290	141 - 15	1845	167.7	756 - 3277	297.9	65	34-14
1985	33.5	45	503	2369 - 215.4	277	149 - 17	2078	188.9	781 - 4447	404.3	79	35-15
	21.4	30	457	1617 - 147.0	308	164 - 22	1924	174.9	765 - 3541	321.9	67	21-8
1984	35.3	48	571	3021 - 274.6	236	119 - 9	1938	176.2	807 - 4959	450.8	89	34-15
	21.3	29	452	1719 - 156.3	308	157 - 14	2390	217.3	760 - 4109	373.6	83	27-11
1983	32.1	49	518	2522 - 229.3	313	176 - 14	2367	215.2	830 - 4889	444.5	73	25-18
	28.1	37	476	1977 - 179.7	295	173 - 10	2202	200.2	772 - 4179	379.9	69	20-8
1982	35.3	53	477	2339 - 212.6	348	190 - 14	2785	253.2	825 - 5124	465.8	70	33-17
	22.0	31	529	2181 - 198.3	283	135 - 24	1912	173.8	812 - 4030	366.4	65	27-10
1981	21.8	31	492	1955 - 177.7	309	157 - 18	1888	171.6	801 - 3843	349.4	56	24-13
	26.0	36	481	1836 - 166.9	312	169 - 11	2367	215.2	793 - 4203	382.1	52	29-14
1980	32.0	41	603	2138 - 194.4	232	136 - 11	1597	145.2	835 - 3735	339.6	49	23-6
	7.7	10	408	984 - 89.5	241	106 - 18	1306	118.7	649 - 2290	208.2	57	27-19
1979	29.0	39	515	1861 - 169.2	340	174 - 17	2214	201.3	855 - 4075	370.5	63	17-8
	12.4	18	448	1304 - 118.6	267	91 - 23	1365	124.1	715 - 2669	242.6	48	45-15



YEAR-BY-YEAR TEAM STATISTICS

YEAR	POINTS PER GAME	TDS	RUSHING ATT - YARDS - AVG	PASSING ATT - COMP - INT	PASS YARDS	PASS YDS PER GAME	TOTAL OFF PLAY - YARDS	YARDS PER GAME	PENALTIES	FUM-LOST
1978	28.4	42	476 - 1773 - 161.2	369 - 206 - 16	2749	249.9	845 - 4522	411.1	53	19-9
	18.9	29	494 - 2000 - 181.8	228 - 117 - 17	1587	144.3	722 - 3587	326.1	49	32-18
1977	24.9	34	462 - 1637 - 148.8	323 - 176 - 16	2466	224.2	785 - 4103	373.0	58	22-14
	13.9	16	560 - 1773 - 161.2	215 - 91 - 14	1167	106.1	775 - 2940	267.3	48	33-14
1976	18.6	26	488 - 1826 - 166.0	247 - 137 - 14	2040	185.5	741 - 3866	351.5	40	33-19
	23.5	33	630 - 3069 - 279.9	135 - 68 - 5	949	86.3	770 - 3942	358.4	51	32-17
1975	17.0	25	519 - 1803 - 163.9	252 - 136 - 12	1885	171.4	771 - 3688	335.3	71	33-16
	19.4	26	594 - 2755 - 250.5	116 - 53 - 11	698	63.5	710 - 3453	313.9	53	41-23
1974	11.8	17	432 - 1703 - 154.8	293 - 153 - 20	1769	160.8	725 - 3472	315.6	85	33-19
	26.3	38	641 - 3069 - 279.0	161 - 81 - 8	1399	127.2	802 - 4468	406.2	46	42-24
1973	8.9	13	377 - 1166 - 106.0	325 - 138 - 21	1698	154.4	702 - 2864	260.3	63	39-22
	30.1	43	605 - 3041 - 276.5	252 - 130 - 15	1855	168.7	857 - 4896	445.1	75	36-15
1972	26.2	39	421 - 1500 - 136.4	389 - 209 - 23	2974	270.4	810 - 4474	406.7	74	28-16
	20.4	31	533 - 1919 - 174.5	268 - 125 - 22	1709	155.4	801 - 3628	329.2	51	30-14
1971	24.6	33	411 - 1305 - 118.6	338 - 186 - 20	2750	250.0	749 - 4055	368.6	61	32-20
	11.7	15	514 - 1472 - 133.8	259 - 122 - 17	1389	126.3	773 - 2861	260.1	50	33-16
1970	23.1	31	442 - 1379 - 125.4	345 - 175 - 16	2838	258.0	787 - 4217	383.4	71	31-22
	17.7	26	519 - 1861 - 169.2	296 - 133 - 17	1661	151.0	815 - 3532	320.2	52	32-15
1969	22.0	27	421 - 1049 - 104.9	356 - 191 - 19	2550	255.0	777 - 3599	359.9	62	42-27
	18.2	25	468 - 1560 - 156.0	225 - 103 - 20	1239	123.9	693 - 2799	279.9	51	36-20
1968	28.1	37	436 - 1484 - 148.4	356 - 195 - 13	2844	284.4	792 - 4328	432.8	55	13-9
	18.0	24	462 - 1811 - 181.1	226 - 115 - 25	1392	139.2	688 - 3203	320.3	44	27-12
1967	23.3	30	371 - 1202 - 120.2	352 - 190 - 21	2584	258.4	723 - 3786	378.6	57	21-13
	17.0	22	445 - 1509 - 150.9	194 - 86 - 17	1146	114.6	639 - 2655	265.5	54	30-12
1966	25.4	34	384 - 1277 - 127.7	350 - 187 - 14	2467	246.7	734 - 3744	374.4	53	10-5
	18.7	23	384 - 1453 - 145.3	229 - 112 - 18	1543	154.3	613 - 2996	199.6	46	22-14
1965	12.1	15	384 - 1396 - 139.6	256 - 114 - 15	1296	129.6	640 - 2692	269.2	53	13-5
	11.9	16	436 - 1835 - 183.5	181 - 89 - 5	1212	121.2	577 - 2517	251.7	50	21-14
1964	22.7	29	409 - 1386 - 138.6	249 - 147 - 10	2029	202.9	658 - 3415	341.5	58	17-9
	6.6	10	349 - 750 - 75.0	195 - 76 - 10	1061	106.1	545 - 1811	181.1	62	32-23
1963	16.7	23	380 - 1344 - 134.4	181 - 90 - 11	1156	115.6	561 - 2500	250.0	52	29-15
	9.3	12	446 - 1384 - 138.4	172 - 83 - 10	885	88.5	618 - 2269	226.9	28	24-10
1962	17.0	23	450 - 1541 - 154.1	223 - 118 - 9	1596	159.6	673 - 3137	313.7	60	19-11
	6.9	10	379 - 1301 - 130.1	148 - 67 - 14	693	69.3	527 - 1994	199.4	51	28-12
1961	9.3	12	454 - 1484 - 148.4	140 - 69 - 9	672	67.2	594 - 2156	215.6	49	19-10
	12.8	18	424 - 1526 - 152.6	178 - 89 - 12	1132	113.2	602 - 2658	265.8	66	29-14
1960	11.1	16	425 - 1289 - 128.9	200 - 96 - 14	1046	104.6	625 - 2335	233.5	49	18-12
	13.6	18	479 - 1840 - 184.0	153 - 80 - 10	993	99.3	632 - 2833	283.3	51	32-16
1959	14.9	22	435 - 1267 - 126.7	212 - 104 - 10	1222	122.2	647 - 2489	248.9	42	27-16
	13.2	10	474 - 1591 - 159.1	163 - 75 - 14	1090	109.0	637 - 2681	268.1	74	17-9
1958	21.2	29	441 - 1773 - 177.3	176 - 80 - 15	1043	104.3	617 - 2816	281.6	64	26-16
	10.9	15	482 - 1646 - 164.6	126 - 51 - 14	675	67.5	608 - 2321	232.1	53	31-20
1957	13.6	20	443 - 1642 - 164.2	164 - 71 - 17	786	78.6	607 - 2428	242.8	56	27-18
	16.5	24	512 - 2127 - 212.7	126 - 61 - 10	789	78.9	628 - 2916	291.6	52	36-26
1956	17.8	26	443 - 1727 - 172.7	151 - 82 - 7	960	96.0	594 - 2687	268.7	69	22-15
	11.6	19	476 - 1827 - 182.7	123 - 61 - 11	812	81.2	599 - 2639	263.9	58	29-17
1955	14.7	22	424 - 1517 - 151.7	147 - 75 - 12	990	99.0	571 - 2507	250.7	57	26-14
	18.6	27	500 - 1960 - 196.0	146 - 73 - 10	1089	108.9	646 - 3049	304.9	60	29-18
1954	23.4	39	432 - 1689 - 153.6	216 - 107 - 21	1745	158.6	648 - 3428	311.6	67	29-16
	13.0	22	469 - 1798 - 163.5	187 - 72 - 20	900	81.8	656 - 2698	245.3	52	44-25
1953	18.3	27	507 - 2142 - 214.2	165 - 63 - 20	936	93.6	672 - 3078	307.8	76	24-15
	14.6	22	438 - 1595 - 159.5	149 - 50 - 8	628	62.8	587 - 2223	222.3	48	34-22
1952	10.1	15	640 - 1600 - 160.0	174 - 64 - 20	821	82.1	814 - 2421	242.1	61	34-19
	26.1	38	626 - 2048 - 204.8	153 - 74 - 15	1162	116.2	779 - 3210	321.0	64	28-18
1951	24.3	29	n/a	n/a	n/a	n/a	n/a	n/a	n/a	n/a
	9.0	10	n/a	n/a	n/a	n/a	n/a	n/a	n/a	n/a
1950	27.4	33	420 - 1807 - 225.9	119 - 44 - 12	939	117.4	539 - 2746	343.3	n/a	n/a
	6.8	8	352 - 818 - 102.2	138 - 60 - 19	572	71.5	490 - 1390	173.8	n/a	n/a
1949	30.2	41	2187 - 243.0	107 - 35 - 13	716	79.6	84 - 2403	322.6	n/a	44-19
	5.9	8	741 - 82.3	175 - 61 - 24	671	74.6	118 - 1351	156.9	n/a	41-17
1948	19.0	24	1682 - 210.3	84 - 35 - 11	721	90.1	107 - 2903	300.4	n/a	18-7
	8.0	10	721 - 90.1	118 - 47 - 21	630	78.8	175 - 1412	168.9	n/a	15-9
1947	3.6	3	287 - 57.4	87 - 32 - 14	400	80.0	87 - 687	137.4	n/a	n/a
	18.0	14	n/a	n/a	n/a	n/a	n/a	n/a	n/a	n/a



YEAR-BY-YEAR RESULTS



ED WILLIAMSON (1947) 0-5-0

Ed Williamson was appointed Florida State's first coach just a few weeks before the inaugural football season. He had no stadium, no scholarships and no team name. With only 45 ex-high school players, his teams came close to winning three games that year, although it finished 0-5. Williamson was not

paid for coaching the team.

1947 (0-5)

O 18	Stetson	H	-/-	L	6-14
N 14	Cumberland	A	-/-	L	0-6
N 22	Tennessee Tech	H	-/-	L	6-27
N 27	Troy State	H	-/-	L	6-36
D 6	Alabama State	H	-/-	L	0-7
					18-90



DON VELLER (1948-52) 31-12-1

Don Veller won 30 of his first 34 games as head coach at FSU before the Seminoles began playing a major college schedule. His overall record included an undefeated (8-0) season in 1950, the year the Tribe moved into Doak Campbell Stadium. Veller, who still resides in Tallahassee, owns the second highest winning


percentage of FSU coaches (.716). He is credited with laying the early foundation for the FSU football program.

1948 (7-1)

O 9	Cumberland	H	-/-	W	30-0
O 16	Erskine	A	-/-	L	6-14
O 23	Millsaps	A	-/-	W	7-6
O 30	Stetson	A	-/-	W	18-7
N 13	Mississippi College	H	-/-	W	26-6
N 20	Livingston State	H	-/-	W	12-6
N 27	Troy State	N	-/-	W	20-13
D 4	Tampa**	H	-/-	W	33-12
					152-64

1949 (9-1)

O 1	Whiting Field	H	-/-	W	74-0
O 8	Mississippi College	A	-/-	W	33-12
O 15	Erskine	H	-/-	W	26-7
O 22	Sewanee	A	-/-	W	6-0
O 29	Stetson	N	-/-	W	33-14
N 5	Livingston State	N	-/-	L	6-13
N 12	Millsaps**	H	-/-	W	40-0
N 18	Tampa	A	-/-	W	34-7
N 26	Troy State	H	-/-	W	20-0
Cigar Bowl					
J 2	Wofford	N	-/-	W	19-6
					291-59



The 1950 team

1950 (8-0)

S 30	Troy State	A	-/-	W	26-7
O 7	Randolph Macon	H	-/-	W	40-7
O 14	Howard	H	-/-	W	20-6
O 21	Newberry	A	-/-	W	24-0
O 28	Sewanee**	H	-/-	W	14-8
N 10	Stetson	A	-/-	W	27-7
N 18	Mississippi College	H	-/-	W	33-0
N 25	Tampa	H	-/-	W	35-19
					219-54

1951 (6-2)

S 29	Troy State	H	-/-	W	40-0
O 5	Miami	A	-/-	L	13-35
O 13	Delta State	H	-/-	W	34-0
O 20	Sal Ross State	H	-/-	W	35-13
O 27	Stetson**	H	-/-	W	13-10
N 3	Jacksonville Navy	A	-/-	W	39-0
N 10	Wofford	H	-/-	W	14-0
N 17	Tampa	H	-/-	L	6-14
					194-72

1952 (1-8-1)

S 27	Louisiana Tech	H	-/-	L	13-32
O 4	Louisville	H	-/-	L	14-41
O 10	VMI	H	-/-	L	7-28
O 25	NC State	A	-/-	L	7-13
N 1	Stetson	N	-/-	T	6-6
N 8	Mississippi So.	H	-/-	L	21-50
N 15	Furman**	H	-/-	L	0-9
N 22	Georgia Tech	A	-/2	L	0-30
N 29	Wofford	A	-/-	W	27-13
D 6	Tampa	H	-/-	L	6-39
					101-261



TOM NUGENT (1953-58) 34-28-1

Tom Nugent had a successful coaching stint at Florida State, as indicated by his 34-28-1 record in six years at the Seminole helm.

Florida State participated in two bowl games during Nugent's tenure and his 1958 squad was the first FSU team to play Florida. Nugent also

served as athletic director while head coach of the Seminoles.

1953 (5-5)

S 25	Miami	A	-/-	L	0-27
O 3	Louisville	H	-/-	W	59-0
O 10	Abilene Christian	H	-/-	L	7-20
O 17	Louisiana Tech	A	-/-	L	21-32
O 31	VMI	H	-/-	W	12-7
N 7	Mississippi So.	A	-/-	L	0-21
N 14	Furman	H	-/-	L	7-14
N 21	Stetson**	H	-/-	W	13-6
N 28	NC State	H	-/-	W	23-13
D 5	Tampa	A	-/-	W	41-6
					183-146

1954 (8-4)

S 18	Georgia	H	-/-	L	0-14
S 25	Abilene Christian	H	-/-	L	0-13
O 2	Louisville	A	-/-	W	47-6
O 9	Villanova	H	-/-	W	52-13
O 16	NC State	A	-/-	W	13-7
O 23	Auburn	A	-/-	L	0-33
O 30	VMI	N	-/-	W	33-19
N 13	Furman**	H	-/-	W	33-14
N 20	Stetson	A	-/-	W	47-6
N 27	Mississippi So.	H	-/-	W	19-18
D 4	Tampa	A	-/-	W	13-0
Sun Bowl					
J 1	Texas Western	A	-/-	L	20-47
					277-190

1955 (5-5)

S 17	NC State	H	-/-	W	7-0
S 30	Miami	A	-/-	L	0-34
O 8	Virginia Tech	H	-/-	L	20-24
O 15	Georgia	H	-/-	L	14-47
O 22	Georgia Tech	A	-/11	L	0-34
N 5	Villanova	H	-/-	W	16-13
N 11	Furman	A	-/-	W	19-6
N 19	The Citadel**	H	-/-	W	39-0
N 25	Mississippi So.	A	-/-	L	6-21
D 3	Tampa	A	-/-	W	26-7
					147-186

1956 (5-4-1)

S 22	Ohio	H	-/-	W	47-7
S 29	Georgia	A	-/-	L	0-3
O 6	Virginia Tech	H	-/-	L	7-20
O 13	NC State	A	-/-	W	14-0
O 20	Wake Forest**	H	-/-	T	14-14
O 27	Villanova	A	-/-	W	20-13
N 2	Miami	A	-/9	L	7-20
N 10	Furman	H	-/-	W	42-7
N 17	Mississippi So.	H	-/-	W	20-19
N 24	Auburn	A	-/-	L	7-13
					178-116

1957 (4-6)

S 21	Furman	H	-/-	W	27-7
S 28	Boston College	A	-/-	L	7-20
O 5	Villanova	A	-/-	L	7-21
O 12	NC State	H	-/13	L	0-7
O 19	Abilene Christian	H	-/-	W	34-7
O 26	Virginia Tech**	H	-/-	W	20-7
N 8	Miami	H	-/-	L	13-40
N 16	Mississippi So.	A	-/-	L	0-20
N 23	Auburn	H	-/2	L	7-29
N 30	Tampa	A	-/-	W	21-7
					136-165

1958 (7-4)

S 13	Tennessee Tech	H	-/-	W	22-7
S 20	Furman	H	-/-	W	42-6
S 26	Georgia Tech	A	-/-	L	3-17
O 4	Wake Forest	H	-/-	W	27-24
O 11	Georgia	N	-/-	L	13-28
O 18	Virginia Tech	H	-/-	W	28-0
O 25	Tennessee	A	-/-	W	10-0
N 1	Tampa**	H	-/-	W	43-0
N 7	Miami	A	-/-	W	17-6
N 22	Florida	A	-/-	L	7-21
Bluegrass Bowl					
D 13	Oklahoma State	N	-/-	L	6-15
					218-124



PERRY MOSS (1959) 4-6-0

Moss was one of two FSU coaches who spent only a year at the school. Midway through the 1959 season, reports were published that Moss would leave to join the Montreal Alouettes of the Canadian Football League. True to the reports, he departed after a brief year in Tallahassee.

1959 (4-6)

S 19	Wake Forest	H	-/-	L	20-22
S 26	The Citadel	H	-/-	W	47-6
O 3	Miami	H	-/-	L	6-7
O 10	Virginia Tech	A	-/-	W	7-6
O 17	Memphis State	A	-/-	L	6-16
O 24	Richmond	H	-/-	W	22-6
O 31	Georgia	A	-/14	L	0-42
N 14	William & Mary**	H	-/-	L	0-9
N 21	Florida	A	-/-	L	8-18
N 28	Tampa	A	-/-	W	33-0
					149-132

YEAR-BY-YEAR RESULTS



BILL PETERSON (1960-70) 62-42-11

Bill Peterson took over a football program in deep trouble in 1960. When he left, 11 years and four bowl games later, he had become the most significant coach in the first 25 years of Florida State football. Under "Pete," the Seminoles went 62-42-11. The most memorable Peterson year was 1964, when the "Seven Magnificents" led Florida State to a 9-1-1 record and FSU's first ever win over Florida.

1960 (3-6-1)				
S 17	Richmond	H	-/-	W 28- 0
S 24	Florida	A	-/-	L 0- 3
O 1	Wake Forest	H	-/-	W 14- 6
O 8	The Citadel	A	-/-	T 0- 0
O 15	Mississippi So.	N	-/-	L 13-15
O 22	William & Mary	H	-/-	W 22- 0
O 29	Kentucky**	H	-/-	L 0-23
N 4	Miami	A	-/-	L 7-25
N 12	Houston	H	-/-	L 6- 7
N 19	Auburn	A	-/9	L 21-57
111-136				

1961 (4-5-1)				
S 16	G. Washington	H	-/-	W 15- 7
S 30	Florida	A	-/17	T 3- 3
O 7	Mississippi	A	-/2	L 0-33
O 14	Georgia	H	-/-	W 3- 0
O 21	Richmond	H	-/-	W 13- 7
O 28	Virginia Tech	A	-/-	L 7-10
N 4	Kentucky	A	-/-	L 0-20
N 11	The Citadel	H	-/-	W 44- 8
N 18	Mississippi So.**	H	-/-	L 0-12
N 25	Houston	A	-/-	L 8-28
93-128				

1962 (4-3-3)				
S 15	The Citadel	H	-/-	W 49- 0
S 22	Kentucky	A	-/-	T 0- 0
S 29	Furman	H	-/-	W 42- 0
O 5	Miami	A	-/9	L 6- 7
O 20	Georgia	A	-/-	W 18- 0
O 27	Virginia Tech	H	-/-	W 20- 7
N 3	Houston**	H	-/-	L 0- 7
N 10	Georgia Tech	A	-/-	T 14-14
N 17	Florida	A	-/-	L 7-20
N 24	Auburn	A	-/-	T 14-14
170-69				

1963 (4-5-1)				
S 20	Miami	A	-/-	W 24- 0
S 28	Texas Christian	H	-/-	L 0-13
O 12	Wake Forest	H	-/-	W 35- 0
O 19	Southern Miss	A	-/-	T 0- 0
O 26	Virginia Tech	H	-/-	L 23-31
N 2	Furman	H	-/-	W 49- 6
N 9	Georgia Tech	A	-/-	L 7-15
N 16	NC State**	H	-/-	W 14- 0
N 23	Auburn	A	-/9	L 15-21
N 30	Florida	A	-/-	L 0- 7
167-93				

1964 (9-1-1)				
S 19	Miami	A	-/-	W 14- 0
S 26	Texas Christian	A	-/-	W 10- 0
O 3	New Mexico State	H	-/-	W 36- 0
O 10	Kentucky**	H	-/5	W 48- 6
O 17	Georgia	A	10/-	W 17-14
O 24	Virginia Tech	A	10/-	L 11-20
O 31	Southern Miss	H	-/-	W 34- 0
N 7	Houston	A	-/-	T 13-13
N 14	NC State	H	-/-	W 28- 6
N 21	Florida	H	-/-	W 16- 7
Gator Bowl				
J 2	Oklahoma	N	-/-	W 36-19
263-85				

1965 (4-5-1)				
S 25	Texas Christian	A	-/-	L 3- 7
O 2	Baylor	H	-/-	W 9- 7
O 9	Kentucky	A	-/-	L 24-26
O 16	Georgia	H	-/5	W 10- 3
O 23	Alabama	A	-/-	L 0-21
O 30	Virginia Tech	H	-/-	W 7- 6
N 6	Wake Forest**	H	-/-	W 35- 0
N 13	NC State	A	-/-	L 0- 3
N 20	Houston	H	-/-	T 16-16
N 27	Florida	A	-/-	L 17-30
121-119				

1966 (6-5)				
S 17	Houston	H	-/-	L 13-21
S 24	Miami	A	-/-	W 23-20
O 8	Florida	H	-/10	L^ 22-26
O 15	Texas Tech	A	-/-	W 42-33
O 22	Mississippi State	H	-/-	W 10- 0
O 29	Virginia Tech	A	-/-	L 21-23
N 5	South Carolina	A	-/-	W 32-10
N 12	Syracuse	A	-/-	L 21-37
N 19	Wake Forest**	H	-/-	W 28- 0
N 26	Maryland	H	-/-	W 45-21
Sun Bowl				
D 24	Wyoming	N	-/-	L 20-28
277-219				

*The disallowed catch by FSU's Lane Fenner made this an FSU "victory" in the school paper.

1967 (7-2-2)				
S 15	Houston	A	-/-	L 13-33
S 23	Alabama	A	-/2	T 37-37
S 30	NC State	H	-/-	L 10-20
O 7	Texas A&M	A	-/-	W 19-18
O 14	South Carolina	H	-/-	W 17- 0
O 21	Texas Tech**	H	-/-	W 28-12
O 28	Mississippi State	H	-/-	W 24-12
N 4	Memphis State	A	-/-	W 26- 7
N 11	Virginia Tech	H	-/-	W 38-15
N 25	Florida	A	-/-	W 21-16
Gator Bowl				
D 30	Penn State	N	-/10	T 17-17
250-187				

1968 (8-3)				
S 21	Maryland	A	-/-	W 24-14
S 28	Florida	H	-/5	L 3- 9
O 5	Texas A&M	H	-/17	W 20-14
O 19	Memphis State	H	19/-	W 20-10
O 26	South Carolina	A	20/-	W 35-28
N 2	Virginia Tech	H	-/-	L 22-40
N 9	Mississippi State	A	-/-	W 27-14
N 16	NC State	A	-/-	W 48- 7
N 23	Wake Forest**	H	-/-	W 42-24
N 29	Houston	N	-/18	W 40-20
Peach Bowl				
D 30	LSU	N	19/-	L 27-31
308-211				

1969 (6-3-1)				
S 20	Wichita State	H	-/-	W 24- 0
S 26	Miami	A	-/-	W 16-14
O 4	Florida	A	-/12	L 6-21
O 18	Tulsa	A	-/-	W 38-20
O 25	Mississippi State	H	-/-	W 20-17
N 1	South Carolina**	H	-/-	W 34- 9
N 8	Virginia Tech	A	-/-	T 10-10
N 15	Memphis State	H	-/-	L 26-28
N 22	NC State	H	-/-	W 33-22
N 29	Houston	A	-/18	L 13-41
220-182				



Bill Peterson

1970 (7-4)				
S 12	Louisville	H	-/-	W 9- 7
S 19	Georgia Tech	A	-/-	L 13-23
S 26	Wake Forest	H	-/-	W 19-14
O 10	Florida	H	-/-	L 27-38
O 17	Memphis State	A	-/-	L 12-16
O 24	South Carolina	A	-/-	W 21-13
O 30	Miami	A	-/-	W 27- 3
N 7	Clemson	H	-/-	W 38-13
N 14	Virginia Tech**	H	-/-	W 34- 8
N 21	Kansas State	H	-/-	W 33- 7
N 26	Houston	N	-/-	L 21-53
254-195				



LARRY JONES (1971-73) 15-19-0

Larry Jones compiled a 15-19 record in three years as the Seminole head coach. In his first two seasons, the popular coach led his teams to a 15-8 record; but he is probably remembered most for the 1973 campaign, when his team did not win a game.

1971 (8-4)				
S 11	Southern Miss	N	-/-	W 24- 9
S 18	Miami	A	-/-	W 20-17
S 25	Kansas	H	-/-	W 30- 7
O 2	Virginia Tech	A	-/-	W 17- 3
O 9	Mississippi State**	H	-/-	W 27- 9
O 16	Florida	A	19/-	L 15-17
O 23	South Carolina	H	19/-	W 49-18
O 30	Houston	A	-/-	L 7-14
N 13	Georgia Tech	A	-/-	L 6-12
N 20	Tulsa	H	-/-	W 45-10
N 27	Pittsburgh	H	-/-	W 31-13
Fiesta Bowl				
D 27	Arizona State	A	-/8	L 38-45
309-174				

1972 (7-4)				
S 9	Pittsburgh	A	19/-	W 19- 7
S 16	Miami	A	20/-	W 37-14
S 23	Virginia Tech	H	17/-	W 27-15
S 30	Kansas	A	16/-	W 44-22
O 7	Florida	H	13/-	L 13-42
O 14	Mississippi State	A	-/-	W 25-21
O 21	Colorado State**	H	-/-	W 37- 0
O 28	Auburn	A	-/12	L 14-27
N 4	Houston	H	-/-	L 27-31
N 11	Tulsa	H	-/-	W 23-21
N 18	South Carolina	A	-/-	L 21-24
287-224				

1973 (0-11)				
S 15	Wake Forest	A	-/-	L 7- 9
S 22	Kansas	H	-/-	L 0-28
S 29	Miami	H	-/18	L 10-14
O 6	Baylor	A	-/-	L 14-21
O 13	Mississippi State	H	-/-	L 12-37
O 20	Memphis State**	H	-/-	L 10-13
O 27	San Diego State	A	-/-	L 17-38
N 3	Houston	A	-/18	L 3-34
N 10	Virginia Tech	A	-/-	L 13-36
N 17	South Carolina	H	-/-	L 12-52
D 1	Florida	A	-/-	L 0-49
98-331				



DARRELL MUDRA (1974-75) 4-18-0

Darrell Mudra was a successful coach before arriving at Florida State, and he was successful after he left. At FSU, Mudra inherited an 0-11 team and wasn't able to bring the program back to the glory years it enjoyed under Bill Peterson. Mudra coached from the press box instead of the sidelines.

1974 (1-10)				
S 14	Pittsburgh	H	-/13	L 6- 9
S 21	Colorado State	H	-/-	L 7-14
S 28	Kansas	A	-/-	L 9-40
O 5	Baylor	H	-/-	L 17-21
O 12	Alabama	A	-/3	L 7- 8
O 19	Florida	H	-/14	L 14-24
O 26	Auburn	A	-/5	L 6-38
N 2	Memphis State	A	-/-	L 14-42
N 8	Miami	A	-/-	W 21-14
N 16	Virginia Tech**	H	-/-	L 21-56
N 23	Houston	H	-/15	L 8-23
130-289				



YEAR-BY-YEAR RESULTS

1975 (3-8)

S 13	Texas Tech	A	-/-	L	20-31
S 20	Utah State	H	-/-	W	17- 8
S 27	Iowa State	H	-/-	L	6-10
O 4	Georgia Tech	A	-/-	L	0-30
O 11	Virginia Tech	A	-/-	L	10-13
O 18	Florida	A	-/14	L	8-34
O 25	Auburn	H	-/-	L	14-17
N 1	Clemson	A	-/-	W	43- 7
N 8	Memphis State	H	-/-	L	14-17
N 15	Miami**	H	-/-	L	22-24
N 22	Houston	A	-/-	W	33-22

187-213



BOBBY BOWDEN (1976-2009) 316-97-4*

Bobby Bowden spent 34 years at the helm of the Seminole program that he resurrected beginning in 1976. By far the winningest coach in school history, Bowden accumulated more wins than the previous seven head coaches combined. He finished his career as major college football's all-time second-winningest coach.

Bowden took the Florida State program to the top of the college football world and won two national championships (1993, 1999). Bowden's Seminoles were one of the most dominant bowl teams ever posting a 22-10-1 record with NCAA records for consecutive bowl wins (10) and consecutive bowl appearances without a loss (14).

Bowden is the only coach in the history of college football to lead teams to 10 or more wins over 14 straight seasons. He is also the only coach ever to lead his team to 14 straight finishes among the Associated Press Top Five.

* Due to sanctions imposed on Florida State by the NCAA, the NCAA recognizes Bowden with 377 overall victories and 304 wins at FSU.

1976 (5-6)

S 11	Memphis State	A	-/-	L	12-21
S 18	Miami	A	-/-	L	0-47
S 25	Oklahoma	A	-/4	L	9-24
O 2	Kansas State	H	-/-	W	20-10
O 9	Boston College	A	-/13	W	28- 9
O 16	Florida	H	-/12	L	26-33
O 23	Auburn	A	-/-	L	19-31
O 30	Clemson	H	-/-	L	12-15
N 6	Southern Miss**	H	-/-	W	30-27
N 13	N. Texas State	A	-/-	W	21-20
N 20	Virginia Tech	H	-/-	W	28-21

205-258

1977 (10-2) RANKED 14th AP

S 10	Southern Miss	A	-/-	W	35- 6
S 17	Kansas State	A	-/-	W	18-10
S 24	Miami	H	-/-	L	17-23
O 1	Oklahoma State	A	-/-	W	25-17
O 8	Cincinnati	H	-/-	W	14- 0
O 22	Auburn	H	-/-	W	24- 3
O 29	N. Texas State**	H	20/-	W	35-14
N 5	Virginia Tech	A	15/-	W	23-21
N 12	Memphis State	H	16/-	W	30- 9
N 19	San Diego State	A	13/-	L	16-41
D 3	Florida	A	19/-	W	37- 9

Tangerine Bowl

D 23	Texas Tech	N	-/-	W	40-17
------	------------	---	-----	---	-------

314-170

1978 (8-3)

S 9	Syracuse	A	17/-	W	28- 0
S 16	Oklahoma State	H	16/-	W	38-20
S 23	Miami	A	13/-	W	31-21
S 30	Houston	H	10/-	L	21-27
O 7	Cincinnati	H	18/-	W	26-21
O 14	Mississippi State	A	15/-	L	27-55
O 21	Pittsburgh	A	-/15	L	3- 7
O 28	Southern Miss	A	-/-	W	38-16
N 11	Virginia Tech	H	-/-	W	24-14
N 18	Navy**	H	-/-	W	38- 6
N 25	Florida	H	-/-	W	38-21

312-208

1979 (11-1) RANKED 6th AP

S 8	Southern Miss	H	19/-	W	17-14
S 15	Arizona State	N	18/-	W	31- 3
S 22	Miami	H	14/-	W	40-23
S 29	Virginia Tech	A	12/-	W	17-10
O 6	Louisville	A	9/-	W	27- 0
O 13	Mississippi State	H	9/-	W	17- 6
O 27	Louisiana State	A	8/-	W	24-19
N 3	Cincinnati	A	6/-	W	26-21
N 10	South Carolina**	H	7/19	W	27- 7
N 17	Memphis State	H	5/-	W	66-17
N 23	Florida	A	5/-	W	27-16

Orange Bowl

J 1	Oklahoma	N	4/-	L	7-24
-----	----------	---	-----	---	------

326-160

1980 (10-2) RANKED 5th AP

S 6	Louisiana State	A	13/-	W	16- 0
S 13	Louisville	H	10/-	W	52- 0
S 20	East Carolina	H	9/-	W	63- 7
S 27	Miami	A	9/-	L	9-10
O 4	Nebraska	A	16/3	W	18-14
O 11	Pittsburgh**	H	11/4	W	36-22
O 18	Boston College	H	7/-	W	41- 7
O 25	Memphis State	A	6/-	W	24- 3
N 1	Tulsa	H	5/-	W	45- 2
N 8	Virginia Tech	H	3/-	W	31- 7
D 6	Florida	H	3/19	W	17-13

Orange Bowl

J 1	Oklahoma	N	2/4	L	17-18
-----	----------	---	-----	---	-------

369-103

1981 (6-5)

S 5	Louisville	H	19/-	W	17- 0
S 12	Memphis State	H	18/-	W	10- 5
S 19	Nebraska	A	19/17	L	14-34
O 3	Ohio State	A	20/7	W	36-27
O 10	Noire Dame	A	20/-	W	19-13
O 17	Pittsburgh	A	11/13	L	14-42
O 24	Louisiana State	A	20/-	W	38-14
O 31	Western Carolina**	H	17/-	W	56-31
N 7	Miami	H	14/13	L	19-27
N 14	Southern Miss	H	20/14	L	14-58
N 28	Florida	A	-/-	L	3-35

240-286

1982 (9-3) RANKED 13th AP

S 4	Cincinnati	H	-/-	W	38-31
S 18	Pittsburgh	H	-/2	L	17-37
S 25	Southern Miss	A	-/-	W	24-17
O 2	Ohio State	A	-/-	W	34-17
O 9	Southern Illinois**	H	-/-	W	59- 8
O 16	East Carolina	H	19/-	W	56-17
O 30	Miami	A	14/16	W	24- 7
N 6	South Carolina	A	12/-	W	56-26
N 13	Louisville	H	9/-	W	49-14
N 20	Louisiana State	A	7/12	L	21-55
D 4	Florida	H	15/-	L	10-13

Gator Bowl

D 30	West Virginia	N	-/10	W	31-12
------	---------------	---	------	---	-------

419-254

1983 (8-4)

S 3	East Carolina	H	7/-	W	47-46
S 10	Louisiana State	A	12/13	W	40-35
S 17	Tulane*	A	9/-	L	28-34
O 1	Auburn	A	17/10	L	24-27
O 8	Pittsburgh	A	-/-	L	16-17
O 15	Cincinnati**	H	-/-	W	43-17
O 20	Louisville	H	-/-	W	51- 7
O 29	Arizona State	A	-/-	W	29-26
N 5	South Carolina	H	-/-	W	45-30
N 12	Miami	H	-/6	L	16-17
D 3	Florida	A	-/12	L	14-53

Peach Bowl

D 31	North Carolina	N	-/-	W	28- 3
------	----------------	---	-----	---	-------

381-312

1984 (7-3-2) RANKED 17th AP

S 1	East Carolina	H	20/-	W	48-17
S 15	Kansas	A	18/-	W	42-16
S 22	Miami	A	15/4	W	38- 3
S 29	Temple**	H	9/-	W	44-27
O 6	Memphis State	A	6/-	T	17-17
O 13	Auburn	H	9/16	L	41-42
O 20	Tulane	H	15/-	W	27- 6
N 3	Arizona State	A	15/-	W	52-44
N 10	South Carolina	A	14/5	L	26-38
N 17	Tennessee-Chatta.	H	17/-	W	37- 0
D 1	Florida	H	12/3	L	17-27

Citrus Bowl

D 22	Georgia	N	-/-	T	17-17
------	---------	---	-----	---	-------

406-254



The 1979 team

YEAR-BY-YEAR RESULTS

1985 (9-3) RANKED 15th AP

A 31	Tulane	A	17/-	W	38-12
S 7	Nebraska	A	7/10	W	17-13
S 21	Memphis State	H	6/-	W	19-10
S 28	Kansas	H	4/-	W	24-20
O 12	Auburn	A	4/12	L	27-59
O 19	Tulsa	H	13/-	W	76-14
O 26	North Carolina	A	11/-	W	20-10
N 2	Miami	H	10/11	L	27-35
N 9	South Carolina	H	16/-	W	56-14
N 16	W. Carolina**	H	15/-	W	50-10
N 30	Florida	A	12/6	L	14-38
Gator Bowl					
D 30	Oklahoma State	N	18/19	W	34-23

402-258

1986 (7-4-1)

A 30	Toledo	H	11/-	W	24-0
S 6	Nebraska	A	11/8	L	17-34
S 20	North Carolina	H	15/-	T	10-10
S 27	Michigan	A	20/5	L	18-20
O 11	Tulane	H	-/-	W	54-21
O 18	Wichita State	H	-/-	W	59-3
O 25	Louisville	A	20/-	W	54-18
N 1	Miami	A	-/1	L	23-41
N 8	South Carolina	A	-/-	W	45-28
N 15	Southern Miss**	H	-/-	W	49-13
N 29	Florida	H	-/-	L	13-17
All-American Bowl					
D 31	Indiana	N	-/-	W	27-13

393-218

1987 (11-1) RANKED 2ND AP

S 5	Texas Tech	H	8/-	W	40-16
S 12	East Carolina	A	8/-	W	44-3
S 19	Memphis State	H	7/-	W	41-24
S 26	Michigan State	A	6/-	W	31-3
O 3	Miami	H	4/3	L	25-26
O 10	Southern Miss	A	6/-	W	61-10
O 17	Louisville	H	4/-	W	32-9
O 31	Tulane**	H	4/-	W	73-14
N 7	Auburn	A	4/6	W	34-6
N 14	Furman	H	4/-	W	41-14
N 28	Florida	A	3/-	W	28-14
Fiesta Bowl					
J 1	Nebraska	N	3/5	W	31-28

481-163

1988 (11-1) RANKED 3rd AP

S 3	Miami	A	1/8	L	0-31
S 10	Southern Miss	H	10/-	W	49-13
S 17	Clemson	A	10/3	W	24-21
S 24	Michigan State	H	9/-	W	30-7
O 1	Tulane	A	6/-	W	48-28
O 8	Georgia Southern**	H	6/-	W	28-10
O 15	East Carolina	H	5/-	W	45-21
O 22	Louisiana Tech	H	7/-	W	66-3
N 5	South Carolina	A	5/15	W	59-0
N 12	Virginia Tech	H	5/-	W	41-14
N 26	Florida	H	5/-	W	52-17
Sugar Bowl					
J 2	Auburn	N	4/7	W	13-7

455-172

1989 (10-2) RANKED 3rd AP

S 2	Southern Miss	N	6/-	L	26-30
S 9	Clemson	H	-/10	L	23-34
S 16	Louisiana State	A	-/21	W	31-21
S 23	Tulane	H	-/-	W	59-9
O 7	Syracuse	A	25/17	W	41-10
O 14	Virginia Tech	A	19/-	W	41-7
O 21	Auburn	H	9/11	W	22-14
O 28	Miami	H	6/2	W	24-10
N 4	South Carolina**	H	5/-	W	35-10
N 18	Memphis State	H	5/-	W	57-20
D 2	Florida	A	6/-	W	24-17
Fiesta Bowl					
J 1	Nebraska	N	5/6	W	41-17

424-199

1990 (10-2) RANKED 4th AP

S 8	East Carolina	H	3/-	W	45-24
S 15	Georgia Southern	H	3/-	W	48-6
S 22	Tulane	A	2/-	W	31-13
S 29	Virginia Tech	H	2/-	W	39-28
O 6	Miami	A	2/9	L	22-31
O 20	Auburn	A	7/5	L	17-20
O 27	Louisiana State	H	12/-	W	42-3
N 3	South Carolina	A	12/-	W	41-10
N 10	Cincinnati**	H	9/-	W	70-21
N 17	Memphis State	N	9/-	W	35-3
D 1	Florida	H	8/6	W	45-30
Blockbuster Bowl					
D 29	Penn State	N	6/7	W	24-17

459-206

1991 (11-2) RANKED 4th AP

A 29	Brigham Young	N	1/19	W	44-28
S 7	Tulane	H	1/-	W	38-11
S 14	Western Michigan	H	1/-	W	58-0
S 28	Michigan	A	1/3	W	51-31
O 5	Syracuse	H	1/10	W	46-14
O 12	Virginia Tech	N	1/-	W	33-20
O 19	Mid Tenn State**	H	1/-	W	39-10
O 26	Louisiana State	A	1/-	W	27-16
N 2	Louisville	A	1/-	W	40-15
N 9	South Carolina	H	1/-	W	38-10
N 16	Miami	H	1/2	L	16-17
N 30	Florida	A	3/5	L	9-14
Cotton Bowl					
J 1	Texas A&M	N	5/9	W	10-2

449-188

1992 (11-1, 8-0) RANKED 2nd AP - ACC Champions

S 5	Duke	H	4/-	W	48-21
S 12	Clemson	A	5/15	W	24-20
S 19	NC State	A	3/16	W	34-13
S 26	Wake Forest	H	3/-	W	35-7
O 3	Miami	A	3/2	L	16-19
O 10	North Carolina	H	8/-	W	36-13
O 17	Georgia Tech	A	6/16	W	29-24
O 31	Virginia	A	6/23	W	13-3
N 7	Maryland**	H	6/-	W	69-21
N 14	Tulane	H	5/-	W	70-7
N 28	Florida	H	3/6	W	45-24
Orange Bowl					
J 1	Nebraska	N	3/11	W	27-14

446-186

1993 (12-1, 8-0) RANKED 1st AP National Champions - ACC Champions

A 28	Kansas	N	1/-	W	42-0
S 4	Duke	A	1/-	W	45-7
S 11	Clemson	H	1/17	W	57-0
S 18	North Carolina	A	1/13	W	33-7
O 2	Georgia Tech	H	1/-	W	51-0
O 9	Miami	H	1/3	W	28-10
O 16	Virginia	H	1/15	W	40-14
O 30	Wake Forest**	H	1/-	W	54-0
N 6	Maryland	A	1/-	W	49-20
N 13	Notre Dame	A	1/2	L	24-31
N 20	NC State	H	2/-	W	62-3
N 27	Florida	A	1/7	W	33-21
Orange Bowl					
J 1	Nebraska	N	1/2	W	18-16

536-129

1994 (10-1-1, 8-0) RANKED 4th AP - ACC Champions

S 3	Virginia	H	4/-	W	41-17
S 10	Maryland	A	4/-	W	52-20
S 17	Wake Forest	A	3/-	W	56-14
S 24	North Carolina	H	3/13	W	31-18
O 8	Miami	A	3/13	L	20-34
O 22	Clemson**	H	10/-	W	17-0
O 29	Duke	H	9/13	W	59-20
N 5	Georgia Tech	A	8/-	W	41-10
N 12	Notre Dame	N	8/-	W	23-16
N 19	NC State	A	8/22	W	34-3
N 26	Florida	H	7/4	T	31-31
Sugar Bowl					
J 2	Florida	N	7/5	W	23-17

428-200

1995 (10-2, 7-1) RANKED 4th AP - ACC Champions

S 2	Duke	N	1/-	W	70-26
S 9	Clemson	A	1/-	W	45-26
S 16	NC State	H	1/-	W	77-17
S 23	Central Florida	H	1/-	W	46-14
O 7	Miami	H	1/-	W	41-17
O 14	Wake Forest**	H	1/-	W	72-13
O 21	Georgia Tech	H	1/-	W	42-10
N 2	Virginia	A	2/24	L	28-33
N 11	North Carolina	A	6/-	W	28-12
N 18	Maryland	H	6/-	W	59-17
N 25	Florida	A	6/3	L	24-35
Orange Bowl					
J 1	Notre Dame	N	7/6	W	31-26

563-246

1996 (11-1, 8-0) RANKED 3rd AP - ACC Champions

S 7	Duke	H	3/-	W	44-7
S 19	NC State	A	3/-	W	51-17
S 28	North Carolina	H	2/11	W	13-0
O 5	Clemson	H	2/-	W	34-3
O 12	Miami	A	3/6	W	34-16
O 26	Virginia**	H	3/14	W	31-24
N 2	Georgia Tech	A	3/-	W	49-3
N 9	Wake Forest	N	3/-	W	44-7
N 16	Southern Miss	H	3/25	W	54-14
N 23	Maryland	N	3/-	W	48-10
N 30	Florida	H	2/1	W	24-21
Sugar Bowl					
J 2	Florida	N	1/3	L	20-52

446-174

1997 (11-1, 8-0) RANKED 3rd AP - ACC Champions

S 6	Southern Cal	A	5/23	W	14-7
S 13	Maryland	H	5/-	W	50-7
S 20	Clemson	A	5/16	W	35-28
O 4	Miami	H	4/-	W	47-0
O 11	Duke	A	4/-	W	51-27
O 18	Georgia Tech	H	4/21	W	38-0
O 25	Virginia	A	3/-	W	47-21
N 1	NC State**	H	3/-	W	48-35
N 8	North Carolina	A	3/5	W	20-3
N 15	Wake Forest	H	3/-	W	58-7
N 22	Florida	A	2/10	L	29-32
Sugar Bowl					
J 1	Ohio State	N	4/9	W	31-14

468-181

1998 (11-2, 7-1) RANKED 3rd AP - ACC Champions

A 31	Texas A&M	N	2/15	W	23-14
S 12	NC State	A	2/-	L	7-24
S 19	Duke	H	11/-	W	62-13
S 26	Southern Cal	H	10/18	W	30-10
O 3	Maryland	A	9/-	W	24-10
O 10	Miami	A	8/-	W	26-14
O 17	Clemson**	H	6/-	W	48-0
O 24	Georgia Tech	A	6/20	W	34-7
O 31	North Carolina	H	5/-	W	39-13
N 7	Virginia	H	6/12	W	45-14
N 14	Wake Forest	A	5/-	W	24-7
N 21	Florida	H	5/4	W	23-12
Fiesta Bowl					
J 4	Tennessee	N	2/1	L	16-23

401-161

1999 (12-0, 8-0) RANKED 1st AP National Champions - ACC Champions

A 28	Louisiana Tech	H	1/-	W	41-7
S 11	Georgia Tech	H	1/10	W	41-35
S 18	NC State	H	1/20	W	42-11
S 25	North Carolina	A	1/-	W	42-10
O 2	Duke	N	1/-	W	51-23
O 9	Miami	H	1/19	W	31-21
O 16	Wake Forest**	H	1/-	W	33-10
O 23	Clemson	A	1/-	W	17-14
O 30	Virginia	A	1/-	W	35-10
N 13	Maryland	H	1/-	W	49-10
N 20	Florida	A	1/3	W	30-23
Sugar Bowl					
J 4	Virginia Tech	N	1/2	W	46-29

458-203



YEAR-BY-YEAR RESULTS

2000 (11-2, 8-0) RANKED 5th AP - ACC Champions

A 26	BYU	N	2/-	W	29- 3
S 9	Georgia Tech	A	2/-	W	26-21
S 16	North Carolina	H	2/-	W	63-14
S 23	Louisville	H	2/-	W	31- 0
S 28	Maryland	A	2/-	W	59- 7
O 7	Miami	A	1/7	L	24-27
O 14	Duke**	H	7/-	W	63-14
O 21	Virginia	H	6/-	W	37- 3
O 28	NC State	A	6/21	W	58-14
N 4	Clemson	H	4/10	W	54- 7
N 11	Wake Forest	A	3/-	W	35- 6
N 18	Florida	H	3/4	W	30- 7
Orange Bowl					
J 3	Oklahoma	N	3/1	L	2-13
514-136					

2001 (8-4, 6-2) RANKED 15th AP

S 1	Duke	A	6/-	W	55-13
S 8	UAB	H	6/-	W	29- 7
S 22	North Carolina	A	6/-	L	9-41
S 29	Wake Forest	H	18/-	W	48-24
O 13	Miami	H	14/2	L	27-49
O 20	Virginia	A	21/-	W	43- 7
O 27	Maryland	H	19/10	W	52-31
N 3	Clemson	A	14/-	W	41-27
N 10	NC State**	H	10/-	L	28-34
N 17	Florida	A	21/3	L	13-37
D 1	Georgia Tech	H	-/-	W	28-17
Gator Bowl					
J 1	Virginia Tech	N	24/15	W	30-17
403-304					

2002 (9-5, 7-1) RANKED 21st AP - ACC Champions

A 24	Iowa State	N	5/-	W	38-31
A 31	Virginia	H	5/-	W	40-19
S 14	Maryland	A	5/-	W	37-10
S 21	Duke	H	5/-	W	48-17
S 26	Louisville (OT)	A	4/-	L	20-26
O 3	Clemson	H	11/-	W	48-31
O 12	Miami	A	9/1	L	27-28
O 26	Notre Dame	H	11/6	L	24-34
N 2	Wake Forest	A	18/-	W	34-21
N 9	Georgia Tech	A	17/-	W	21-13
N 16	North Carolina**	H	15/-	W	40-14
N 23	NC State	A	14/-	L	7-17
N 30	Florida	H	23/14	W	31-14
Sugar Bowl					
J 1	Georgia	N	16/4	L	13-26
428-301					

2003 (10-3, 7-1) RANKED 11th AP - ACC Champions

A 30	North Carolina	A	13/-	W	37- 0
S 6	Maryland	H	11/-	W	35-10
S 13	Georgia Tech	H	10/-	W	14-13
S 20	Colorado	H	10/-	W	47- 7
S 27	Duke	A	6/-	W	56- 7
O 11	Miami	H	5/2	L	14-22
O 18	Virginia	A	7/-	W	19-14
O 25	Wake Forest	H	6/-	W	48-24
N 1	Notre Dame	A	5/-	W	37- 0
N 8	Clemson	A	3/-	L	10-26
N 15	NC State** (2 OT)	H	13/-	W	50-44
N 29	Florida	A	9/11	W	38-34
Orange Bowl					
J 4	Miami	N	9/10	L	14-16
419-217					

2004 (9-3, 6-2) RANKED 15th AP

S 10	Miami (OT)	A	4/5	L	10-16
S 18	UAB	H	8/-	W	34- 7
S 25	Clemson	H	8/-	W	41-22
O 2	North Carolina	H	9/-	W	38-16
O 9	Syracuse	A	8/-	W	17-13
O 16	Virginia	H	7/6	W	36- 3
O 23	Wake Forest	A	5/-	W	20-17
O 30	Maryland	A	5/-	L	17-20
N 6	Duke**	H	13/-	W	29- 7
N 11	NC State	A	11/-	W	17-10
N 20	Florida	H	10/-	L	13-20
Gator Bowl					
J 1	West Virginia	N	17/-	W	30-18
302-169					

2005 (8-5, 5-3) RANKED 22nd AP - ACC Champions

S 5	Miami	H	14/9	W	10- 7
S 10	The Citadel	H	11/-	W	62-10
S 17	Boston College	A	8/17	W	28-17
O 1	Syracuse	H	6/-	W	38-14
O 8	Wake Forest	H	4/-	W	41-24
O 15	Virginia	A	4/-	L	21-26
O 22	Duke	A	11/-	W	55-24
O 29	Maryland**	H	10/-	W	35-27
N 5	NC State	H	9/-	L	15-20
N 12	Clemson	A	17/-	L	14-35
N 26	Florida	A	23/19	L	7-34
ACC Championship					
D 3	Virginia Tech	N	-/5	W	27-22
Orange Bowl					
J 3	Penn State (3 OT)	N	22/3	L	23-26
376-286					

2006 (7-6, 3-5)

S 4	Miami	A	11/12	W	13-10
S 9	Troy	H	9/-	W	24-17
S 16	Clemson	H	9/-	L	20-27
S 23	Rice?	H	19/-	W	55- 7
O 5	NC State	A	17/-	L	20-24
O 14	Duke?	A	-/-	W	51-24
O 21	Boston College	H	-/-	L	19-24
O 28	Maryland	A	-/-	L	24-27
N 4	Virginia?	H	-/-	W	33- 0
N 11	Wake Forest	H	-/18	L	0-30
N 18	Western Michigan**?	H	-/-	W	28-20
N 25	Florida	H	-/4	L	14-21
Emerald Bowl					
D 27	UCLA?	N	-/-	W	44-27
345-258					

2007 (7-6, 4-4)

S 3	Clemson	A	21/-	L	18-24
S 8	UAB?	H	-/-	W	34-24
S 15	Colorado?	A	-/-	W	16-6
S 29	Alabama?	N	-/22	W	21-14
O 6	NC State?	H	-/-	W	27-10
O 11	Wake Forest	A	21/-	L	21-24
O 20	Miami	H	-/-	L	29-37
O 27	Duke**?	H	-/-	W	25-6
N 3	Boston College?	A	-/2	W	27-17
N 10	Virginia Tech	A	-/11	L	21-40
N 17	Maryland?	H	-/-	W	24-16
N 24	Florida	A	-/12	L	12-45
Music City Bowl					
D 31	Kentucky	N	-/-	L	28-35
303-298					

2008 (9-4, 5-3) RANKED 21st AP

S 6	W. Carolina	H	-/-	W	69-0
S 13	Chattanooga	H	-/-	W	46-7
S 20	Wake Forest	H	24/18	L	3-12
S 27	Colorado	N	-/-	W	39-21
O 4	Miami	A	-/-	W	41-39
O 16	NC State	A	-/-	W	26-17
O 25	Virginia Tech	H	24/-	W	30-20
N 1	Georgia Tech	A	16/-	L	28-31
N 8	Clemson	H	24/-	W	41-27
N 15	Boston College**	H	20/-	L	17-27
N 22	Maryland	A	-/22	W	37-3
N 29	Florida	H	23/2	L	15-45
Champs Sports Bowl					
D 27	Wisconsin	N	-/-	W	42-13
434-262					

2009 (7-6, 4-4)

S 7	Miami	H	18/-	L	34-38
S 12	Jacksonville St.	H	-/-	W	19-9
S 19	Brigham Young	A	-/7	W	54-28
S 26	South Florida	H	18/-	L	7-17
O 3	Boston College	A	-/-	L	21-28
O 10	Georgia Tech	H	-/22	L	44-49
O 22	North Carolina	A	-/-	W	30-27
O 31	NC State**	H	-/-	W	45-42
N 7	Clemson	A	-/-	L	24-40
N 14	Wake Forest	A	-/-	W	41-28
N 21	Maryland	H	-/-	W	29-26
N 28	Florida	A	-/1	L	10-37
Gator Bowl					
J 1	West Virginia	N	-/18	W	33-21
390-391					



JIMBO FISHER (2010-Present) 10-4-0

Jimbo Fisher took over the helm at Florida State in 2010 after being named the successor to legendary coach Bobby Bowden on Jan. 5, 2010. In just his first-year, Fisher guided the Seminoles to a final ranking of No. 16 in the USA Today Coaches Poll. He led Florida State to the 2010 Chick-fil-A Bowl Championship after a season sweep of in-state rivals Miami and Florida, an ACC Atlantic Division Title and the program's first 10-win season since 2003. His 10 wins were the most by a first-year head at FSU and the third-most by a rookie coach in the ACC history.

2010 (10-4, 6-2) Ranked 16th AP

S 4	Samford	H	20/-	W	59-6
S 11	Oklahoma	A	17/10	L	17-47
S 18	Brigham Young	H	17/-	W	34-10
S 25	Wake Forest	H	-/-	W	31-0
O 2	Virginia	A	-/-	W	34-10
O 9	Miami (Fla.)	A	23/13	W	45-17
O 16	Boston College	H	16/-	W	24-19
O 28	NC State	A	16/-	L	24-28
N 6	North Carolina	H	24/-	L	35-37
N 13	Clemson	H	-/-	W	16-13
N 20	Maryland	A	-/-	W	30-16
N 27	Florida	H	22/-	W	31-7
ACC Championship					
D 4	Virginia Tech	N	20/12	L	33-44
Chick-fil-A Bowl					
D 31	South Carolina	N	23/19	W	26-17
439-271					

*Won by forfeit; **Homecoming; ? Vacated victory due to sanctions imposed by NCAA



COACHES' CUMULATIVE RECORDS

Name	Tenure	Years	W-L-T	Pct	FSU Pts	OPP Pts
Ed Williamson	1947	1	0-5-0	.000	18	90
Don Veller	1948-52	5	31-12-1	.716	957	510
Tom Nugent	1953-58	6	34-28-1	.548	1,139	927
Perry Moss	1959	1	4-6-0	.400	149	132
Bill Peterson	1960-70	11	62-42-11	.587	2,231	1,620
Larry Jones	1971-73	3	15-19-0	.441	694	729
Darrell Mudra	1974-75	2	4-18-0	.182	317	502
Bobby Bowden*	1976-2009	34	316-97-4	.762	13,627	7,515
Jimbo Fisher	2010-Present	1	10-4-0	.714	439	275
9 Coaches	1947-Present	64	476-231-17	.669	19,571	12,300

*Due to sanctions imposed on Florida State by the NCAA, the NCAA recognizes Coach Bowden with 377 overall victories and 304 wins at FSU.

BOWL GAMES IN REVIEW



1950 CIGAR BOWL

Jan. 2, 1950 | Tampa, FL

Florida State	19
Wofford	6

SCORE BY QUARTERS

	1	2	3	4	F
FSU	0	13	0	7	19
WOF	0	0	0	0	6

SCORING SUMMARY

WOF	Quick recovered fumble for 1 yd. score (Barbere's kick failed)
FSU	Parrish 4 yd. run (Morrical's kick failed)
FSU	Strauss 3 yd. run (Morrical's kick)
FSU	Parrish 3 yd. run (Morrical's kick failed)

TEAM STATISTICS

	FSU	WOF
First Downs	22	6
Yards Gained Rushing	287	106
Forwards Attempted	11	7
Forwards Completed	8	3
Yards Forward Passing	92	33
Interceptions-Yards	1-55	1-14
Punting Average	28	40
Total Yds. all Kicks Ret.	59	57
Yards Lost Penalties	45	30
Opp. Fumbles Recovered	2	0



1955 SUN BOWL

Jan. 1, 1955 | El Paso, TX

Texas Western	47
Florida State	20

SCORE BY QUARTERS

	1	2	3	4	F
FSU	7	0	6	7	20
TEP	7	27	13	0	47

SCORING SUMMARY

FSU	Massey 1-yard run (Graham kick)
TEP	Rutledge 56-yard pass from Whittenton (Whittenton kick)
TEP	Whittenton 7-yard run (kick failed)
TEP	Bob Forrest 45-yard run (Whittenton kick)
TEP	Dick Forrest 19-yard pass from Whittenton (Whittenton kick)
TEP	Rutledge 16-yard pass from Whittenton (Whittenton kick)
TEP	Bob Forrest 11-yard run (Whittenton kick)
FSU	Feamster 57-yard pass from Swanic (kick blocked)
TEP	Whittenton 2-yard run (kick failed)
FSU	Odom 16-yard pass from Feamster (Graham kick)
FSU	Parrish 4 yd. run (Morrical's kick failed)
FSU	Strauss 3 yd. run (Morrical's kick)
FSU	Parrish 3 yd. run (Morrical's kick failed)



1958 BLUEGRASS BOWL

Dec. 13, 1958 | Louisville, KY

Oklahoma State	15
Florida State	6

SCORE BY QUARTERS

	1	2	3	4	F
FSU	0	0	0	6	6
OSU	0	7	8	0	15

SCORING SUMMARY

OSU	D. Wood 17 yd. run (J. Wood kick), 14:31
OSU	D. Wood 1 yd. run (D. Wood pass from Soergel), :07
FSU	Meyer 39 yd. pass from Majors (Prinzi run failed), 13:52
FSU	Parrish 3 yd. run (Morrical's kick failed)

TEAM STATISTICS

	FSU	OSU
First Downs	12	23
Rushes - Yards	28-100	76-298
Passing Yards	185	77
Comp. -Att. -Int.	9-22-4	6-12-1
Plays-Total Offense	58-285	97-375
Punt Return Yards	2	0
Punts - Average	2-30	5-30
Fumbles - Lost	2-2	1-1
Interceptions - Yards	1-4	4-38
Penalties - Yards	3-25	6-65
Third Down Cov.	10-15	11-20

INDIVIDUAL STATISTICS

RUSHING: FSU - Pickard 14-44, Prinzi 7-30, Renn 2-13, Majors 3-12, Whitehead 1-1, McCormack 1-0; OSU - Campbell 26-130, D. Wood 17-81, Wiggins 12-59, Banfield 7-34, Rundele 3-7, Sewell 4-3, Wagner 1-1, Cross 1(-), Soergel 1(-12).
 PASSING: FSU - Majors 5-9-1-116, Prinzi 3-8-3-44, McCormack 1-4-0-25, Renn 0-1-0-0; OSU - Soergel 6-12-1-77.
 RECEIVING: FSU - Romeo 3-62, Espenship 2-22, Renn 2-48, Meyer 1-39, Pasqual 1-14; OSU - Wiggins 2-38, D. Wood 2-23, Harkey 1-7, J. Wood 1-9.



1965 GATOR BOWL

Jan. 2, 1965 | Jacksonville, FL

Florida State	36
Oklahoma	19

SCORE BY QUARTERS

	1	2	3	4	F
FSU	6	18	6	6	36
OK	7	0	6	6	19

SCORING SUMMARY

FSU	Ehler 69 yd. int. return (Spoooner kick failed), 11:40
OK	Kennedy one yd. run (Metcalfe kick), 1:53
FSU	Biletnikoff 15 yd. pass from Tensi (Tensi pass intercepted), 12:16
FSU	Biletnikoff 14 yd. pass from Tensi (Tensi pass failed), 6:23
FSU	Biletnikoff 9 yd. pass from Tensi (Tensi pass failed), :37
OK	Pannell one yd. run (Brown pass failed), 4:26
FSU	Floyd 15 yd. pass from Tensi (Tensi pass failed), :00
OK	Hart 95 yd. pass from Fletcher (Pannell pass failed), 11:22
FSU	Biletnikoff 6yd. pass from Tensi (Spoooner kick), 4:40

TEAM STATISTICS

	FSU	OK
First Downs	29	13
Rushes - Yards	39-217	27-209
Passing Yards	303	209
Comp. -Att. -Int.	23-36-4	10-22-1
Plays-Total Offense	73-520	70-280
Punt Return Yards	4	1
Punts - Average	1-26	6-38
Fumbles - Lost	2-2	2-1
Interceptions - Yards	4-35	1-69
Penalties - Yards	7-52	3-35
Third Down Cov.	9-13	9-17

INDIVIDUAL STATISTICS

RUSHING: FSU - Green 2-10, Giardino 7-82, Spoooner 27-125; OK - Kennedy 13-32, Ringer 7-41, Page 10(-22), L. Brown 7-17, Pannell 3-2, Mayhue 1-3, Fletcher 1-1.
 PASSING: FSU - Tensi 23-36-303-4; OK - Page 7-15-92-1, Fletcher 3-7-117-0.
 RECEIVING: FSU - Biletnikoff 13-192, Floyd 5-52, Giardino 2-14, Blankenship 1-12, Spoooner 1-17, Dawson 1-16; OK - Hart 6-165, Ringer 1-17, Brown 2-15, Pannell 1-12.



1966 SUN BOWL

Dec. 24, 1966 | El Paso, TX

Wyoming	28
Florida State	20

SCORE BY QUARTERS

	1	2	3	4	F
FSU	0	14	0	6	20
WYO	7	0	14	7	28

SCORING SUMMARY

WYO	Kiick one yd. run (DePoyster kick), 4:43
FSU	Sellers 49 yd. pass from Pajcic (Loner kick), 1:39
WYO	Marion 39 yd. pass from Egloff (DePoyster kick), 12:48
WYO	Kiick 43 yd. run (DePoyster kick), 10:46
WYO	Egloff one yd. run (DePoyster kick), 2:42
FSU	Sellers 23 yd. pass from Hammond (Hammond pass failed), 1:09

TEAM STATISTICS

	FSU	WYO
First Downs	13	14
Rushes - Yards	31-21	42-229
Passing Yards	293	135
Comp. -Att. -Int.	17-35-2	9-27-0
Plays-Total Offense	67-272	69-364
Punt Return Yards	23	42
Punts - Average	9-40	8-37.3
Fumbles - Lost	4-2	3-2
Interceptions - Yards	2-28	0-0
Penalties - Yards	10-102	4-50
Third Down Cov.	3-16	4-16

INDIVIDUAL STATISTICS

RUSHING: FSU - Pajcic 4-23, Moreman 13-11, Mankins 6-10, Green 4-4, Wetherell 1-19, Hammond 3-4; WYO - Egloff 5-42, Kiick 25-135, Grant 1-4, Klacking 5-32, Hamton 6-16.
 PASSING: FSU - Pajcic 8-19-78-1, Hammond 9-15-205-1, Moreman 1-0-0-0; WYO - Egloff 9-26-135-0, Tosacano 0-1-0-0.
 RECEIVING: FSU - Sellers 6-160, Fenner 1-11, Wetherell 2-66, Glass 1-7, Cox 2-6, Fenwick 1-9, Taylor 2-33, Moreman 1-1, Mankins 1-3; WYO - Kiick 4-42, Washington 1-21, Davenport 1-9, Marion 3-63.



1967 GATOR BOWL

Dec. 30, 1967 | Jacksonville, FL

Florida State	17
Penn State	17

SCORE BY QUARTERS

	1	2	3	4	F
FSU	0	0	14	3	17
PSU	3	14	0	0	17

SCORING SUMMARY

PSU	Sherman 27 yd. field goal, 2:32
PSU	Curry 9 yd. pass from Sherman (Sherman kick), 4:42
PSU	Kwalick 12 yd. pass from Sherman (Sherman kick), :50
FSU	Sellers 20 yd. pass from Hammond (Guthrie kick), 3:50
FSU	Hammond one yd. run (Guthrie kick), 2:49
FSU	Guthrie 26 yd. field goal, :15

FSU'S BOWL RECORD

Bowl	W	L	T
All-American	1	0	0
Blockbuster	1	0	0
Bluegrass	0	1	0
Chick-fil-A Bowl+	2	1	1
Cigar	1	0	0
Citrus*	1	0	1
Champs Sports*	1	0	0
Cotton	1	0	0
Emerald*	1	0	0
Fiesta	2	2	0
Gator	6	0	1
Music City	0	1	0
Orange	3	5	0
Peach	1	1	0
Sugar	4	2	0
Sun	0	2	0
Total	24	14	2

*Formerly the Tangerine Bowl
 +Vacated victory due to sanctions imposed by NCAA.
 + Formerly the Peach Bowl

BOWL GAMES IN REVIEW

TEAM STATISTICS

	FSU	PSU
First Downs	12	23
Rushes - Yards	26-55	36-175
Passing Yards	363	69
Comp.-Att.-Int.	38-55-4	6-19-3
Plays-Total Offense	81-418	55-244
Punt Return Yards	35	4
Punts - Average	4-30	7-40
Fumbles - Lost	1-0	3-2
Interceptions - Yards	3-23	4-55
Penalties - Yards	4-40	1-5
Third Down Cov.	8-18	3-14

INDIVIDUAL STATISTICS

RUSHING: FSU - Hammond 9(-9), Green 12-27, Gunter 2-15, Moreman 3-22; PSU - Sherman 6-24, Pittman 19-124, Lucyk 7-12, Kwalick 1-7, Grimes 3-8.
PASSING: FSU - Hammond 37-53-362-4, Cheshire 1-1-1-0, Moreman 0-1-0-0; PSU - Sherman 6-19-69-3.
RECEIVING: FSU - Sellers 14-145, Fenner 8-87, Moreman 12-106, Taylor 1-11, Glass 1-11, Green 2-3; PSU - Kwalick 2-25, Curry 2-22, Lucyk 2-22.



1968 PEACH BOWL

Dec. 30, 1968 | Atlanta, GA

Louisiana State	31
Florida State	27

SCORE BY QUARTERS

	1	2	3	4	F
FSU	7	6	0	14	27
LSU	0	10	14	7	31

SCORING SUMMARY

FSU	Bailey 36 yd. run (Guthrie kick)
FSU	Gunter 75 yd. pass from Cappelman (Guthrie kick failed)
LSU	Burns 39 yd. punt return (Lumpkin kick)
LSU	Lumpkin 32 yd. field goal
LSU	Hamlett 11 yd. pass from Hillman (Lumpkin kick)
LSU	Stobler 11 yd. pass from Hillman (Lumpkin kick)
FSU	Sellers 7 yd. pass from Cappelman (Cappelman pass failed)
FSU	Sellers 4 yd. pass from Cappelman (Glass pass from Cappelman)
LSU	LeBlanc 3 yd. run (Lumpkin kick)

TEAM STATISTICS

	FSU	LSU
First Downs	19	22
Rushes - Yards	34-92	43-151
Passing Yards	221	233
Comp.-Att.-Int.	21-41-1	17-30-1
Plays-Total Offense	75-313	73-384
Punt Return Yards	2-8	6-37
Punts - Average	9-34.6	4-41.5
Fumbles - Lost	1-0	5-4
Interceptions - Yards	1-0	1-0
Penalties - Yards	8-90	7-70

INDIVIDUAL STATISTICS

RUSHING: FSU - Bailey 11-75, Gunter 8-30, Gilman 5-9, Pederson 1-3, Cappelman 9(-17); LSU - LeBlanc 14-97, Matte 5-20, Allen 7-17, Nenfield 5-14, Hillman 3-12, Haynes 7(-4), West 1(-5), Smith 1-0.
PASSING: FSU - Cappelman 21-41-221-1; LSU - Hillman 16-29-229-1, Haynes 1-1-4-0.
RECEIVING: FSU - Bailey 4-16, Gunter 1-21, Gilman 2-17, Pederson 2-25, Sellers 8-75, Abreira 2-25, Tyson 1-31, Glass 1-12; LSU - Matte 1-4, Nenfield 2-26, West 2-144, Morel 6-103, Stobler 4-62, Hamlett 2-24.



1971 FIESTA BOWL

Dec. 27, 1971 | Tempe, AZ

Arizona State	45
Florida State	38

SCORE BY QUARTERS

	1	2	3	4	F
FSU	10	18	0	10	38
ASU	7	14	10	14	45

SCORING SUMMARY

ASU	Demery 21 yd. pass from White (Ekstrand kick), 9:47
FSU	Magalski one yd. run (Fontes kick), 8:13
FSU	Fontes 30 yd. field goal, 3:23

ASU	Green one yd. run (Elstrand kick), 13:34
FSU	Fontes 25 yd. field goal, 7:35
FSU	Dawson 14 yd. pass from Gaydos through Huff (Dawson pass from Huff), 5:07
ASU	Holden 54 yd. pass from White (Ekstrand kick), :49
FSU	Dawson 10 yd. pass from Huff (Fontes kick), :11
ASU	Ekstrand 34 yd. field goal, 8:25
ASU	Green two yd. run (Ekstrand kick), 1:32
FSU	Fontes 42 yd. field goal, 13:16
ASU	Holden returns Carroll's kick (Ekstrand kick), 6:07
FSU	Dawson 25 yd. pass from Huff (Fontes kick), 4:44
ASU	Green two yd. run (Ekstrand kick), :34

TEAM STATISTICS

	FSU	ASU
First Downs	20	22
Rushes - Yards	34-72	56-200
Passing Yards	361	250
Comp.-Att.-Int.	26-47-2	15-30-0
Plays-Total Offense	81-433	86-450
Punt Return Yards	16	107
Punts - Average	7-42	6-37
Fumbles - Lost	2-0	5-2
Interceptions - Yards	0-0	2-0
Penalties - Yards	8-91	4-37
Time of Possession	27:38	32:22
Third Down Cov.	6-17	11-19

INDIVIDUAL STATISTICS

RUSHING: FSU - Jarrett 8-48, Magalski 17-42, Munroe 5-8, Smith 1-13, Huff 3-39; ASU - Green 24-101, White 11-18, Malone 17-60, Holden 3-21.
PASSING: FSU - Huff 25-46-347-2, Gaydos 1-1-14-0; ASU - White 15-30-250-0.
RECEIVING: FSU - Jarrett 2-6, Dawson 8-108, Smith 8-143, Gaydos 5-101, Munroe 1-13, Magalski 1-9, Parris 1-7; ASU - Demery 4-55, Holden 2-66, Beverly 3-33, Petty 4-50, Green 2-46.



1977 TANGERINE BOWL

Dec. 23, 1977 | Orlando, FL

Florida State	40
Texas Tech	17

SCORE BY QUARTERS

	1	2	3	4	F
FSU	3	13	11	13	40
TT	0	3	6	8	17

SCORING SUMMARY

FSU	Cappelen 23 yd. field goal, 5:50
TT	Mock 24 yd. field goal, 10:24
FSU	Key 93 yd. kickoff return (Cappelen kick), 9:37
FSU	Overby 37 yd. pass from Jordan (Cappelen kick failed), 3:55
FSU	Shumann 40 yd. pass from Jordan (King pass from Jordan), 12:30
FSU	Cappelen 22 yd. field goal, 9:13
TT	Nelson 44 yd. pass from Allison (Allison pass failed), 7:46
FSU	Overby 15 yd. pass from Jordan (Cappelen kick), 3:39
TT	Taylor 21 yd. run (Taylor pass from Allison), 2:01
FSU	Sanders 44 yd. pass from Woodham (Cappelen kick), :48

TEAM STATISTICS

	FSU	TT
First Downs	22	21
Rushes - Yards	37-85	44-99
Passing Yards	455	279
Comp.-Att.-Int.	25-35-0	18-28-2
Plays-Total Offense	72-540	72-378
Punt Return Yards	5	11
Punts - Average	3-35.6	7-29.6
Fumbles - Lost	2-2	3-2
Interceptions - Yards	2-4	0-0
Penalties - Yards	10-130	3-50
Third Down Cov.	4-8	5-18

INDIVIDUAL STATISTICS

RUSHING: FSU - Key 21-83, Lyles 10-36, Stockstill 1-5, Jordan 3(-19), Shumann 1(-14), Kennedy 1(-6); TT - Taylor 19-60, Allison 13-1, Julian 4-8, Adkins 2-7, Hadnot 3-15, Nelson 1-8, Orr 1-6, Bailey 1(-6).
PASSING: FSU - Jordan 18-25-311-0, Woodham 7-10-144-0, Stockstill 0-0-0-0; TT - Allison 17-27-243-2, Taylor 1-1-36-0.
RECEIVING: FSU - Key 6-100, King 6-85, Overby 4-64, Shumann 4-99, Unglaub 2-39, Lyles 2-24, Sanders 1-44; TT - Taylor 5-34, Nelson 4-99, Hadnot 4-62, Williams 3-57, Adkins 1-20, Julian 1-13.



1980 ORANGE BOWL

Jan. 1, 1980 | Miami, FL

Oklahoma	24
Florida State	7

SCORE BY QUARTERS

	1	2	3	4	F
FSU	7	0	0	0	7
Oklahoma	0	17	0	7	24

SCORING SUMMARY

FSU	Whiting one yd. run (Cappelan kick), 3:24
OK	Watts 61 yd. run (Keeling kick), 11:35
OK	Wilson 5 yd. run (Keeling kick), 10:59
OK	Keeling 24 yd. field goal, 3:08
OK	Sims 22 yd. run on a lateral from Watts (Keeling kick), 1:58

TEAM STATISTICS

	FSU	OK
First Downs	12	23
Rushes - Yards	35-82	59-411
Passing Yards	100	36
Comp.-Att.-Int.	8-27-3	2-4-0
Plays-Total Offense	62-182	63-447
Punt Return Yards	19	75
Punts - Average	9-42.2	4-25
Fumbles - Lost	1-0	5-4
Interceptions - Yards	0-0	3-25
Penalties - Yards	4-20	3-27.5
Time of Possession	27:22	32:38
Third Down Cov.	6-17	9-14

FSU IN BOWL GAMES YEAR-BY-YEAR

Season	Bowl	Opponent	Score
1949	Cigar	Wofford	19-6
1954	Sun	Texas Western	20-47
1958	Bluegrass	Oklahoma State	6-15
1964	Gator	Oklahoma	36-19
1966	Sun	Wyoming	20-28
1967	Gator	Penn State	17-17
1968	Peach	Louisiana State	27-31
1971	Fiesta	Arizona State	38-45
1977*	Tangerine	Texas Tech	40-17
1979*	Orange	Oklahoma	7-24
1980*	Orange	Oklahoma	17-18
1982*	Gator	West Virginia	31-12
1983*	Peach	North Carolina	28-3
1984*	Citrus	Georgia	17-17
1985*	Gator	Oklahoma State	34-23
1986*	All-American	Indiana	27-13
1987*	Fiesta	Nebraska	31-28
1988*	Sugar	Auburn	13-7
1989*	Fiesta	Nebraska	41-17
1990*	Blockbuster	Penn State	24-17
1991*	Cotton	Texas A&M	10-2
1992*	Orange	Nebraska	27-14
1993*	Orange	Nebraska	18-16
1994*	Sugar	Florida	23-17
1995*	Orange	Notre Dame	31-26
1996*	Sugar	Florida	20-52
1997*	Sugar	Ohio State	31-14
1998*	Fiesta	Tennessee	16-23
1999*	Sugar	Virginia Tech	46-29
2000*	Orange	Oklahoma	2-13
2001*	Gator	Virginia Tech	30-17
2002*	Sugar	Georgia	13-26
2003*	Orange	Miami	14-16
2004*	Gator	West Virginia	30-18
2005*	Orange	Penn State	(3 ot) 23-26
2006*	Emerald	UCLA	44-27
2007*	Music City	Kentucky	28-35
2008*	Champs	Wisconsin	42-13
2009*	Gator Bowl	West Virginia	33-21
2010	Chick-fil-A Bowl	South Carolina	26-17

*Under Bobby Bowden

BOWL GAMES IN REVIEW

INDIVIDUAL STATISTICS

RUSHING: FSU - Woodham 2-7, Jordan 3 (-6), Platt 3-8, Lyles 13-40, Whiting 13-40, Stockstill 1 (-7); OK - Watts 15-127, Phelps 2-3, Sims 24-164, Winters 1-25, Overstreet 9-29, Wilson 9-48, Ledbetter 1-10, McKim 1-5.
PASSING: FSU - Jordan 6-16-76-1, Woodham 2-11-24-2; OK - Watts 2-4-36-0.
RECEIVING: FSU - Platt 1-22, Lyles 1-9, Whiting 1-4, Johnson 1-17, King 2-24, Childers 2-24; OK - Nixon 2-36.



1981 ORANGE BOWL

Jan. 1, 1981 | Miami, FL

Oklahoma	18
Florida State	17

SCORE BY QUARTERS

	1	2	3	4	F
FSU	0	7	3	7	17
OK	0	3	7	8	18

SCORING SUMMARY

FSU R. Williams 10 yd. run (Capece kick), :49
 OK Keeling 53 yd. field goal, :00
 OK Overstreet 4 yd. run (Keeling kick), 8:59
 FSU Capece 19 yd. field goal, :13
 FSU Butler recovers fumble in endzone (Capece kick), 11:07
 OK Rhodes 11 yd. pass from Watts (Valora pass from Watts), 1:27

TEAM STATISTICS

	FSU	OK
First Downs	23	18
Rushes - Yards	60-212	55-156
Passing Yards	51	128
Comp.-Att.-Int.	11-15-0	7-12-0
Plays-Total Offense	75-263	67-284
Punt Return Yards	34	84
Punts - Average	4-42.5	2-37
Fumbles - Lost	1-0	7-5
Interceptions - Yards	0-0	0-0
Penalties - Yards	5-58	4-32
Time of Possession	33:28	26:32
Third Down Cov.	8-17	8-16

INDIVIDUAL STATISTICS

RUSHING: FSU - Stockstill 14-9, Whiting 9-55, Platt 17-45, Unglaub 1-4, R. Williams 19-99; OK - Watts 25-48, Winters 1-4, Rhymes 12-29, W. Ledbetter 3-9, Overstreet 4-42, J. Ledbetter. 3-31, Wilson 5-25, Shepard 1-1.
PASSING: FSU - Stockstill 11-51-51-0; OK - Watts 7-12-128-0.
RECEIVING: FSU - Childers 2-12, H. Johnson 2-1, Whiting 3-6, McKinnon 1-8, Platt 1-3, R. Williams 2-27; OK - Valora 2-47, Rockford 1-11, Overstreet 1-7, Rhodes 2-53, Winters 1-14.



1982 GATOR BOWL

Dec. 30, 1982 | Jacksonville, FL

Florida State	31
West Virginia	12

SCORE BY QUARTERS

	1	2	3	4	F
FSU	3	14	14	0	31
WVU	0	6	0	6	12

SCORING SUMMARY

FSU Hall 20 yd. field goal, 3:30
 WVU Woodside 48 yd. field goal, 14:14
 FSU B. Allen 95 yd. kick off return, :20
 WVU Woodside 34 yd. field goal, 1:13
 FSU McKinnon 27 yd. pass from Williams (Hall kick), :15
 FSU G. Allen 29 yd. run (Hall kick), :15
 FSU G. Allen 1 yd. run (Hall kick), 3:36
 WVU Miller 26 yd. pass from White (White pass failed), :51

TEAM STATISTICS

	FSU	WVU
First Downs	23	22
Rushes - Yards	34-259	41-155
Passing Yards	202	208
Comp.-Att.-Int.	16-32-1	14-34-2
Plays-Total Offense	68-461	75-363
Punt Return Yards	9	82
Punts - Average	4-36.8	4-30.5
Fumbles - Lost	1-0	2-0
Interceptions - Yards	2-23	1-0

Penalties - Yards	11-100	5-57
Time of Possession	27:10	32:50
Third Down Cov.	3-12	7-17

INDIVIDUAL STATISTICS

RUSHING: FSU - Lowery 1 (-9), B. Williams 2-7, G. Allen 15-138, R. Williams 10-35, C. Jones 1-1, Burnett 1-1, McKinnon 1-65, B. Allen 3-21; WVU - Hostetter 9-24, 2 (-17), Gray 10-27, Wolfley 7-32, Walczak 7-30, Beck 4-7, Mullen 2-42.
PASSING: FSU - Lowery 0-1-0-0, B. Williams 16-30-202-1, H. Jones 0-1-0-0; WVU - Hostetter 10-28-118-2, White 4-6-90-0.
RECEIVING: FSU - G. Allen 1-15, Burnett 1-13, Bowden 1-8, McKinnon 2-36, Mobley 4-34, H. Jones 3-29, R. Williams 2-26, Thompson 2-41; WVU - Gray 2-12, Miller 5-100, Mullen 1-5, Raugh 4-60, Brown 1-18, Hollins 1-13.



1983 PEACH BOWL

Dec. 28, 1983 | Atlanta, GA

Florida State	28
North Carolina	3

SCORE BY QUARTERS

	1	2	3	4	F
FSU	14	7	0	7	28
UNC	0	0	0	3	3

SCORING SUMMARY

FSU Thompson 15 yd. pass from Thomas (Hall kick), 11:01
 FSU Thompson 18 yd. pass from Thomas (Hall kick), 7:06
 FSU Snipes 1 yd. run (Hall kick), 6:25
 UNC Barwick 36 yd. field goal, 10:22
 FSU Thomas 1 yd. run (Hall kick), :31

TEAM STATISTICS

	FSU	UNC
First Downs	23	16
Rushes - Yards	59-265	26-32
Passing Yards	99	166
Comp.-Att.-Int.	7-13-1	18-40-0
Plays-Total Offense	72-364	66-198
Punt Return Yards	9	0
Punts - Average	6-38.8	6-45.2
Fumbles - Lost	3-0	4-1
Interceptions - Yards	0-0	1-0
Penalties - Yards	6-34	7-60
Time of Possession	33:48	26:12
Third Down Cov.	7-13	2-14

INDIVIDUAL STATISTICS

RUSHING: FSU - Allen 17-97, Jones 20-79, Thomas 13-41, Snipes 8-37, Hester 1-11; UNC - Horton 9-30, Anthony 9-27, Littlejohn 2-5, Jones 1 (-2), Griffin 1 (-9), Stankavage 4 (-19).
PASSING: FSU - Thomas 7-13-99-1; UNC - Stankavage 17-39-150-0, Anthony 1-1-0-0.
RECEIVING: FSU - Panton 3-48, Thompson 2-33, Allen 2-18; UNC - Winfield 4-55, Franklin 3-34, Anthony 3-17, Horton 3-11, Smith 2-21, Stankavage 1-16, Griffin 1-11, Littlejohn 1-1.



1984 CITRUS BOWL

Dec. 21, 1984 | Orlando, FL

Florida State	17
Georgia	17

SCORE BY QUARTERS

	1	2	3	4	F
FSU	0	0	3	14	17
Georgia	0	14	0	3	17

SCORING SUMMARY

UGA Tate 4 yd. run (Butler kick), 5:26
 UGA Tate 2 yd. run (Butler kick), 1:08
 FSU Schmidt 32 yd. field goal, 10:26
 FSU Smith 1 yd. run (Thomas run failed), 14:21
 UGA Butler 36 yd. field goal, 12:10
 FSU Wessel 14 yd. punt return (Holloman run), 3:58

TEAM STATISTICS

	FSU	UGA
First Downs	18	15
Rushes - Yards	42-161	49-189
Passing Yards	85	178
Comp.-Att.-Int.	10-27-2	9-18-1
Plays-Total Offense	69-246	67-367
Punt Return Yards	62	4

Punts - Average	8-38.6	8-37.1
Fumbles - Lost	3-1	5-1
Interceptions - Yards	1-0	2-18
Penalties - Yards	8-65	6-42
Time of Possession	30:51	29:09
Third Down Cov.	2-12	2-14

INDIVIDUAL STATISTICS

RUSHING: FSU - Thomas 11 (-21), Snipes 8-60, Cl. Jones 10-40, Smith 10-65, Ce. Jones 1-5, Hester 2-12; UGA - T. Williams 3 (-14), J. Jackson 7-36, Gary 6-19, Tate 11-75, Smith 8-22, T. Jackson 12-46, S. Williams 2-5.
PASSING: FSU - Thomas 10-26-85-2, H. Jones 1-0-0-0; UGA - T. Williams 2-2-19-0, J. Jackson 7-16-159-1.
RECEIVING: FSU - Hester 3-26, Carter 2-15, Smith 1-10, Ce. Jones 1-10, H. Jones 2-11, Panton 1-13; UGA - Archie 2-41, Hockaday 1-8, Lane 2-64, S. Williams 2-45, Clincy 1-19, T. Jackson 1-1.



1985 GATOR BOWL

Dec. 30, 1985 | Jacksonville, FL

Florida State	34
Oklahoma State	23

SCORE BY QUARTERS

	1	2	3	4	F
FSU	3	10	14	7	34
OSU	0	0	17	6	23

SCORING SUMMARY

FSU Schmidt 23 yd. field goal, 2:28
 FSU Gainer 39 yd. pass from Ferguson (Schmidt kick), 2:31
 FSU Schmidt 39 yd. field goal, :02
 OSU Dennis 33 field goal, 9:46
 FSU C. Jones 3 yd. run (Schmidt kick), 6:02
 FSU Gainer 19 yd. pass from Ferguson (Schmidt kick), 4:57
 OSU Thomas 29 yd. pass from Williams (Dennis kick), 2:52
 OSU Williams 12 yd. pass from Thomas (Dennis kick), 1:19
 FSU Ferguson 1 yd. run (Schmidt kick), 10:43
 OSU Dykes 31 yd. pass from Williams (Williams pass failed), :10

TEAM STATISTICS

	FSU	OSU
First Downs	31	23
Rushes - Yards	41-231	35-106
Passing Yards	338	263
Comp.-Att.-Int.	20-43-2	22-44-2
Plays-Total Offense	84-569	79-369
Punt Return Yards	25	20
Punts - Average	4-47.5	7-35.9
Fumbles - Lost	3-2	1-0
Interceptions - Yards	2-45	1-0
Penalties - Yards	9-110	3-27
Time of Possession	28:11	31:49
Third Down Cov.	6-16	6-18

INDIVIDUAL STATISTICS

RUSHING: FSU - Ferguson 6 (-4), T. Smith 24-201, Floyd 2-8, Ross 2-7, C. Jones 6-18, R. White 1-1; OSU - Williams 6 (-3), Thomas 26-97, Timmons 2-11, Dykes 1-1.
PASSING: FSU - Ferguson 20-43-338-1; OSU - Williams 21-43-251-2, Thomas 1-1-12-0.
RECEIVING: FSU - R. White 4-87, Gainer 7-148, T. Smith 2-8, P. Carter 5-81, Panton 1-10, Brown 1-4; OSU - Riley 3-49, Wemer 4-30, Dillard 2-13, Luper 1-11, Thomas 3-44, Williams 1-12, Dykes 8-104.



1986 ALL-AMERICAN BOWL

Dec. 31, 1986 | Birmingham, AL

Florida State	27
Indiana	13

SCORE BY QUARTERS

	1	2	3	4	F
FSU	6	7	7	7	27
Indiana	3	0	7	3	13

SCORING SUMMARY

IND Stoyanovich 35 yd. field goal, 7:38
 FSU Smith 4 yd. rush (Schmidt kick failed), 4:12
 FSU Smith 9 yd. rush (Schmidt kick), 11:57
 FSU Holloman 8 yd. run (Schmidt kick), 12:04
 IND Powell 2 yd. rush (Stoyanovich kick), 1:27
 IND Stoyanovich 30 yd. field goal, 7:09
 FSU Holloman 10 yd. run (Schmidt kick), 2:56



BOWL GAMES IN REVIEW

TEAM STATISTICS

	FSU	IND
First Downs	20	23
Rushes - Yards	39-288	53-215
Passing Yards	54	168
Comp.-Att.-Int.	6-14-1	11-25-1
Plays-Total Offense	53-342	78-383
Punt Return Yards	12	7
Punts - Average	2-35	2-35
Fumbles - Lost	2-1	1-0
Interceptions - Yards	1-6	1-0
Penalties - Yards	6-50	10-88
Time of Possession	22:41	37:19
Third Down Cov.	1-3	6-14

INDIVIDUAL STATISTICS

RUSHING: FSU - Smith 25-205, Williams 3-6, Fells 2-0, Floyd 1-7, D. Holloman 2-34, T. Holloman 6-36; IND - Thompson 28-127, Powell 6-38, Kramme 13-21, Sweazy 1-3, Polce 5-26.
 PASSING: FSU - McManus 6-14-54-1; IND - Kramme 11-25-168-1.
 RECEIVING: FSU - Smith 1-6, Gainer 1-19, O'Malley 2-20, P. Carter 2-9; IND - Jones 1-11, Lijja 2-44, Jordan 1-7, Dawsey 5-74, Buford 2-32.



1988 FIESTA BOWL

Jan. 1, 1988 | Tempe, AZ

Florida State	31
Nebraska	28

SCORE BY QUARTERS

	1	2	3	4	F
FSU	0	21	3	7	31
Nebraska	14	0	14	0	28

SCORING SUMMARY

NEB	Jones 3 yd. run (Brennan kick), :19
NEB	Brinson 52 yd. punt return (Brennan kick), :00
FSU	Gainer 10 yd. pass from McManus (Schmidt kick), 1:45
FSU	D. Williams 4 yd. run (Schmidt kick), 2:38
FSU	Gainer 25 yd. pass from McManus (Schmidt kick), 1:58
NEB	Taylor 2 yd. run (Brennan kick), 3:19
FSU	Schmidt 32 yd. field goal, 3:52
NEB	Knox 4 yd. run (Brennan kick), 3:42
FSU	Lewis 15 yd. pass from McManus (Schmidt kick), 3:51

TEAM STATISTICS

	FSU	NEB
First Downs	26	20
Rushes - Yards	29-82	54-242
Passing Yards	375	142
Comp.-Att.-Int.	28-51-1	7-14-1
Plays-Total Offense	80-457	68-384
Punt Return Yards	12	89
Punts - Average	4-29.5	4-35.5
Fumbles - Lost	2-1	4-2
Interceptions - Yards	1-3	1-35
Penalties - Yards	2-20	9-78
Time of Possession	31:07	28:53
Third Down Cov.	9-17	4-11

INDIVIDUAL STATISTICS

RUSHING: FSU - S. Smith 9-28, McManus 5-26, D. Williams 3-5, D. Carter 4-4, Bennett 7-16, Butts 1-3; NEB - Jones 15-80, Heibel 3-7, Taylor 20-75, Carpenter 1-2, Brinson 2-16, Knox 13-62.
 PASSING: FSU - McManus 28-51-375-1; NEB - Taylor 7-14-142-1.
 RECEIVING: FSU - D. Williams 1-7, P. Carter 5-54, Bennett 4-47, Butts 1-7, Gainer 5-89, R. Lewis 4-59, D. Carter 4-89, S. Smith 1-5, Dawsey 1-17, Anthony 2-29; NEB - Banderas 1-48, Gregory 3-49, Millikan 2-32, Heibel 1-13.



1989 SUGAR BOWL

Jan. 2, 1989 | New Orleans, LA

Florida State	13
Auburn	7

SCORE BY QUARTERS

	1	2	3	4	F
FSU	10	3	0	0	13
Auburn	0	7	0	0	7

SCORING SUMMARY

FSU	D. Williams 2 yd. run (Andrews kick), 9:48
FSU	Mason 35 yd. field goal, 5:57
FSU	Mason 31 yd. field goal, 11:00
AUB	Reeves 20 yd. pass from Slack (Lyle kick), 4:09

TEAM STATISTICS

	FSU	AUB
First Downs	21	18
Rushes - Yards	47-148	36-108
Passing Yards	157	162
Comp.-Att.-Int.	14-27-1	19-33-3
Plays-Total Offense	74-305	69-270
Punt Return Yards	0	25
Punts - Average	4-35	4-35.8
Fumbles - Lost	2-1	3-2
Interceptions - Yards	3-11	1-13
Penalties - Yards	6-45	5-65
Time of Possession	33:35	26:25
Third Down Cov.	6-16	1-12

INDIVIDUAL STATISTICS

RUSHING: FSU - S. Smith 24-115, Ferguson 6-(-19), D. Williams 7-16, Carter 7-25, Floyd 1-5, Dawsey 1-0, Butts 1-6; AUB - Danley 19-68, Harris 4-6, Joseph 8-47, Slack 4-(-9), Weygand 1-(-4).
 PASSING: FSU - Ferguson 14-26-157-1, Johnson 0-1-0-0; AUB - Slack 19-33-162-3.
 RECEIVING: FSU - Anthony 3-47, O'Malley 2-31, Dawsey 2-10, D. Carter 3-25, D. Williams 2-20, Johnson 1-16, Butts 1-8; AUB - Taylor 5-35, Reeves 2-37, Weygand 3-40, Danley 5-2, Tillman 4-48.



1990 FIESTA BOWL

Jan. 1, 1990 | Tempe, AZ

Florida State	41
Nebraska	17

SCORE BY QUARTERS

	1	2	3	4	F
FSU	0	21	20	0	41
NEB	7	3	0	7	17

SCORING SUMMARY

NEB	Gregory 9 yd. pass from Gdowski (Barrios kick), 11:19
FSU	Anthony 14 yd. pass from Willis (Andrews kick), 13:42
NEB	Drennan 39 yd. field goal, 12:15
FSU	R. Johnson 5 yd. pass from Willis (Andrews kick), :57
FSU	Carter 10 yd. pass from Willis (Andrews kick), :24
FSU	Moore 1 yd. run (Andrews kick), 5:59
FSU	R. Johnson 8 yd. pass from Willis (Andrews kick), 3:37
FSU	Anthony 24 yd. pass from Willis (Andrews kick), :02
NEB	Joseph 2 yd. run (Drennan kick), 1:16

TEAM STATISTICS

	FSU	NEB
First Downs	18	18
Rushes - Yards	24-72	46-115
Passing Yards	422	207
Comp.-Att.-Int.	25-41-0	15-26-2
Plays-Total Offense	65-494	72-322
Punt Return Yards	0	5
Punts - Average	3-35.7	3-34.3
Fumbles - Lost	0-0	5-3
Interceptions - Yards	2-42	0-0
Penalties - Yards	13-135	6-48
Time of Possession	27:30	32:30
Third Down Cov.	7-16	7-18

INDIVIDUAL STATISTICS

RUSHING: FSU - D. Carter 13-72, Bennett 3-3, Moore 4-3, Willis 1-(-8), Dawsey 1-(-4), Lee 2-6; NEB - Clark 16-86, Gdowski 12-1, Bell 1-2, Carpenter 3-6, Flowers 4-25, Washington 1-(-4), Hughes 1-(-2), Joseph 4-(-2), Rogers 4-3.
 PASSING: FSU - Willis 25-40-422-0, Weldon 0-1-0-0; NEB - Joseph 1-2-12-0, Gdowski 13-23-154-2, Stigre 1-1-41-0.
 RECEIVING: FSU - Lewis 5-106, R. Johnson 3-27, Dawsey 4-66, Anthony 6-88, D. Carter 3-47, Baker 2-49, Bennett 1-30, Lee 1-9; NEB - Dowse 1-41, Gregory 4-67, Bell 3-46, Carpenter 2-6, Bostlick 3-27, Garrett 1-15, Hughes 1-5.



1990 BLOCKBUSTER BOWL

Dec. 28, 1990 | Miami, FL

Florida State	24
Penn State	17

SCORE BY QUARTERS

	1	2	3	4	F
FSU	10	7	7	0	24
PSU	7	0	3	7	17

SCORING SUMMARY

FSU	Andrews 41 yd. field goal, 10:47
FSU	Lee 1 yd. run (Andrews kick), 8:20
FSU	Lee 7 yd. run (Andrews kick), 13:36
PSU	Daniels 56 yd. pass from Sacca (Fayak kick), 1:13
PSU	Fayak 32 yd. field goal, 7:32
FSU	Weldon 5 yd. run (Andrews kick), 3:51
FSU	T. Smith 37 yd. pass from Bill (Fayak kick), 6:27

TEAM STATISTICS

	FSU	PSU
First Downs	19	17
Rushes - Yards	39-152	31-122
Passing Yards	248	278
Comp.-Att.-Int.	22-36-2	15-32-3
Plays-Total Offense	75-400	62-403
Punt Return Yards	43	72
Punts - Average	7-37.6	6-36.3
Fumbles - Lost	0-0	2-0
Interceptions - Yards	3-2	2-19
Penalties - Yards	4-35	6-46
Time of Possession	33:47	26:13
Third Down Cov.	6-16	2-11

INDIVIDUAL STATISTICS

RUSHING: FSU - Lee 21-86, Weldon 6-22, Dawsey 1-0, Bennett 7-30, Moore 1-12, Jackson 1-2; PSU - Brown 14-46, Thompson 8-33, Smith 1-13, Sacca 6-28, Fayak 1-0, Bill 1-2.
 PASSING: FSU - Weldon 22-36-248-2; PSU - Sacca 12-25-194-2, Bill 3-7-84-1.
 RECEIVING: FSU - R. Johnson 2-34, Lee 5-32, Dawsey 8-107, Bennett 4-49, Moore 1-3, Roberts 1-6, Baker 1-17; PSU - Daniels 7-154, Smith 5-100, Thompson 2-10, T. Thomas 1-14.



1992 COTTON BOWL

Jan. 1, 1992 | Dallas, TX

Florida State	10
Texas A&M	2

SCORE BY QUARTERS

	1	2	3	4	F
FSU	7	0	0	3	10
TAM	2	0	0	0	2

SCORING SUMMARY

TAM	Weldon tackled in endzone for Safety, 10:09
FSU	Weldon 4 yd. run (Thomas kick), 2:08
FSU	Thomas 27 yd. field goal, 2:40

TEAM STATISTICS

	FSU	TAM
First Downs	17	12
Rushes - Yards	48-188	42-123
Passing Yards	92	57
Comp.-Att.-Int.	14-32-4	6-24-2
Plays-Total Offense	80-280	66-180
Punt Return Yards	16	8
Punts - Average	8-43.3	9-39.7
Fumbles - Lost	3-1	7-6
Interceptions - Yards	2-0	4-47
Penalties - Yards	11-77	6-50
Time of Possession	33:59	26:01
Third Down Cov.	3-17	0-12

INDIVIDUAL STATISTICS

RUSHING: FSU - Jackson 27-119, Bennett 11-47, McMillan 2-16, Baker 1-14, Weldon 7-8; TAM - Hill 14-71, Richardson 9-5, Carter 7-22, McAfee 5-19, Simmons 4-19, Thomas 2-4, Biggens 1-9.
 PASSING: FSU - Weldon 14-32-92-4; TAM - Richardson 6-24-57-2.
 RECEIVING: FSU - Baker 4-44, Jackson 3-20, McCorvey 2-20, Johnson 2-19, Frier 1-5, Bennett 2-16; TAM - Hill 2-17, Harrison 2-27, Mathews 1-10, Mitchell 1-3.

BOWL GAMES IN REVIEW



1993 ORANGE BOWL

Jan. 1, 1993 | Miami, FL

Florida State	27
Nebraska	14

SCORE BY QUARTERS

	1	2	3	4	F
FSU	7	13	7	0	27
Nebraska	0	7	0	7	14

SCORING SUMMARY

FSU	Vanover 25 yd. pass from Ward (Mowrey kick), 7:41
FSU	Mowrey 40 yd. field goal, 10:54
FSU	McCorvey 4 yd. pass from Ward (Mowrey kick), 9:22
FSU	Mowrey 24 yd. field goal, 2:34
NEB	Dixon 41 yd. pass from Frazier (Bennett kick), 1:03
FSU	S. Jackson 11 yd. run (Mowrey kick), 4:52
NEB	Armstrong 1 yd. pass from Frazier (Bennett kick), 10:24

TEAM STATISTICS

	FSU	NEB
First Downs	23	13
Rushes - Yards	48-221	34-144
Passing Yards	215	146
Comp.-Att.-Int.	16-31-1	10-22-2
Plays-Total Offense	79-436	56-290
Punt Return Yards	10	18
Punts - Average	6-35.8	4-44.8
Fumbles - Lost	3-0	5-1
Interceptions - Yards	2-0	1-12
Penalties - Yards	6-71	6-50
Time of Possession	36:53	23:07
Third Down Cov.	8-16	3-12

INDIVIDUAL STATISTICS

RUSHING: FSU - Jackson 17-101, McMillon 9-23, Floyd 4-5, Ward 14-23, Wimberly 1-19, Vanover 3-50; NEB - Jones 19-76, Lewis 3-19, Brown 4-13, Frazier 7-1, Dixon 1-35.
 PASSING: FSU - Ward 15-30-187-1, Jackson 1-1-28-0; NEB - Frazier 10-21-146-2, Bell 0-1-0-0.
 RECEIVING: FSU - Jackson 4-61, Baker 3-32, Vanover 3-40, McMillon 1-7, McCorvey 3-23, Ward 1-28, Ellison 1-24; NEB - Dixon 5-123, Hawkins 2-18, Jones 1-0, Armstrong 1-1, Muhammad 1-4.



1994 ORANGE BOWL

Jan. 1, 1994 | Miami, FL

Florida State	18
Nebraska	16

SCORE BY QUARTERS

	1	2	3	4	F
FSU	0	6	9	3	18
Nebraska	0	7	0	9	16

SCORING SUMMARY

FSU	Bentley 34 yd. field goal, 7:54
NEB	Baul 34 yd. pass from Frazier (Bennett kick), 5:59
FSU	Bentley 25 yd. field goal, :29
FSU	Floyd 1 yd. run (Ward pass incomplete), 12:50
FSU	Bentley 39 yd. field goal, 3:06
NEB	Phillips 12 yd. run (Frazier run failed), 14:55
NEB	Bennett 27 yd. field goal, 1:16
FSU	Bentley 22 yd. field goal, :21

TEAM STATISTICS

	FSU	NEB
First Downs	22	20
Rushes - Yards	24-47	44-183
Passing Yards	286	206
Comp.-Att.-Int.	24-43-0	13-25-2
Plays-Total Offense	67-333	69-389
Punt Return Yards	0	18
Punts - Average	6-45.2	7-38.4
Fumbles - Lost	0-0	2-0
Interceptions - Yards	2-21	0-0
Penalties - Yards	10-69	11-115
Time of Possession	27:03	32:57
Third Down Cov.	1-12	7-16

INDIVIDUAL STATISTICS

RUSHING: FSU - Jackson 8-(-6), Floyd 7-53, Dunn 1-3, Ward 8-(-3); NEB - Jones 9-28, Makovicka 2-7, Benning 5-5, Phillips 13-64, Frazier 14-77, Dixon 1-2.
 PASSING: FSU - Ward 24-43-286-0; NEB - Frazier 13-24-206-2, Jones 0-1-0-0.
 RECEIVING: FSU - Frier 5-46, McCorvey 5-70, Floyd 1-(-7), Knox 5-99, Vanover 6-48, Dunn 2-30; NEB - Jones 1-(-7), Muhammad 1-14, Johnson 3-40, Baul 1-34, Bell 4-75, Dixon 3-50.



1995 SUGAR BOWL

Jan. 2, 1995 | New Orleans, LA

Florida State	23
Florida	17

SCORE BY QUARTERS

	1	2	3	4	F
FSU	3	17	3	0	23
Florida	3	7	0	7	17

SCORING SUMMARY

FSU	Mowrey 21 yd. field goal, 7:20
UF	Davis 22 yd. field goal, 3:57
FSU	Ellison 73 yd. pass from Dunn (Mowrey kick), 14:25
FSU	McCorvey 16 yd. pass from Kanell (Mowrey kick), 7:47
UF	Hilliard 82 yd. pass from Wuerffel (Davis kick), 6:07
FSU	Mowrey 24 yd. field goal, :36
FSU	Mowrey 45 yd. field goal, 13:57
UF	Wuerffel 1 yd. run (Davis kick), 3:47

TEAM STATISTICS

	FSU	UF
First Downs	21	23
Rushes - Yards	30-76	29-5
Passing Yards	325	449
Comp.-Att.-Int.	24-41-0	30-43-1
Plays-Total Offense	71-401	72-454
Punt Return Yards	10	9
Punts - Average	4-39	3-45.7
Fumbles - Lost	0-0	2-2
Interceptions - Yards	1-5	0-0
Penalties - Yards	7-62	8-57
Time of Possession	27:56	32:04
Third Down Cov.	4-16	11-17

INDIVIDUAL STATISTICS

RUSHING: FSU - Dunn 14-58, Crockett 5-19, Preston 4-4, McMillon 1-1, Kanell 6-(-6); UF - Williams 10-27, Taylor 8-18, Kresser 1-(-7), Anthony 1-(-10), Wuerffel 9-(-23).
 PASSING: FSU - Kanell 23-40-252-0, Dunn 1-1-73-0; UF - Wuerffel 28-39-394-1, Kresser 1-2-3-0, Williams 0-1-0-0, Anthony 1-1-52-0.
 RECEIVING: FSU - Dunn 9-51, McCorvey 4-84, Ellison 4-102, E. Green 4-74, Crockett 1-(-2), Messam 1-12, Preston 1-4; UF - Anthony 8-57, J. Jackson 6-128, Taylor 3-33, Williams 3-14, Doering 3-47, Hill 3-34, Hilliard 3-119, Bilkie 1-17.



1996 ORANGE BOWL

Jan. 1, 1996 | Miami, FL

Florida State	31
Notre Dame	26

SCORE BY QUARTERS

	1	2	3	4	F
FSU	7	7	0	17	31
ND	10	0	7	9	26

SCORING SUMMARY

ND	Mayes 39 yd. pass from Krug (Cengia kick), 8:27
FSU	Cooper 15 yd. pass from Kanell (Bentley kick), 6:08
ND	Cengia 20 yd. field goal, :02
FSU	Cooper 10 yd. pass from Kanell (Bentley kick), 2:30
ND	Mayes 33 yd. pass from Krug (Cengia kick), 8:04
ND	Kanell steps out of bounds in endzone for safety, 13:44
ND	Chryplewicz 5 yd. pass from Krug (Cengia kick), 11:43
FSU	E. Green 11 yd. pass from Kanell (Bentley kick), 9:47
FSU	Cooper 3 yd. pass from Kanell (Cooper pass from Kanell), 6:09
FSU	Krug intentionally grounds in endzone for safety, 2:02

TEAM STATISTICS

	FSU	ND
First Downs	26	17
Rushes - Yards	37-188	45-256
Passing Yards	290	169
Comp.-Att.-Int.	20-33-2	15-26-1
Plays-Total Offense	70-478	71-425
Punt Return Yards	52	21
Punts - Average	3-44	5-42.4
Fumbles - Lost	1-0	2-1
Interceptions - Yards	1-8	2-14
Penalties - Yards	7-59	7-55
Time of Possession	28:13	31:47
Third Down Cov.	6-13	7-16

INDIVIDUAL STATISTICS

RUSHING: FSU - Dunn 22-151, Williams 2-7, Preston 6-55, Abdullah 2-2, Kanell 5-(-27); ND - Denson 11-67, Edwards 14-55, Thorne 1-4, Farmer 7-93, Krug 11-45, Sollman 1-(-8).
 PASSING: FSU - Kanell 20-32-2, Dunn 0-1-0; ND - Krug 14-24-1, Smith 1-1-0, Edwards 0-1-0.
 RECEIVING: FSU - Messam 6-103, Williams 2-17, E. Green 5-99, Cooper 4-38, Abdullah 1-14, Dunn 2-19; ND - Mayes 6-96, Stafford 2-14, Mosley 1-13, Chryplewicz 3-18, Farmer 1-3, Edwards 2-25.



1997 SUGAR BOWL

Jan. 2, 1997 | New Orleans, LA

Florida State	20
Florida	52

SCORE BY QUARTERS

	1	2	3	4	F
FSU	3	14	3	0	20
Florida	10	14	14	14	52

SCORING SUMMARY

UF	Hilliard 9 yd. pass from Wuerffel (Edmiston kick), 6:43
FSU	Bentley 43-yd. field goal, 7:49
UF	Edmiston 32-yd. field goal, 2:44
UF	Taylor 2 yd. run (Edmiston kick), 11:28
FSU	Green 29 yd. pass from Busby (Bentley kick), 7:28
UF	Hilliard 31 yd. pass from Wuerffel (Edmiston kick), 5:18
FSU	Dunn 12 yd. run (Bentley kick), 0:40
FSU	Bentley 45-yd. field goal, 10:24
UF	Hilliard 8 yd. pass from Wuerffel (Edmiston kick), 5:43
UF	Wuerffel 16 yd. run (Edmiston kick), 0:13
UF	Jackson 42 yd. run (Edmiston kick), 8:52
UF	Jackson 1 yd. run (Edmiston kick), 2:12

TEAM STATISTICS

	FSU	UF
First Downs	13	26
Rushes-Yards	21-70	43-203
Passing Yards	271	306
Comp.-Att.-Int.	17-42-2	18-34-1
Plays-Total Offense	63-313	77-474
Punt Ret. Yards	74	69
Punts-Average	8-46.4	7-48.1
Fumbles-Lost	0-0	1-0
Interceptions-Yards	1-24	2-7
Penalties Yards	14-115	15-102
Time of Possession	23:33	36:27
Third Down Conv.	5-18	5-16

INDIVIDUAL STATISTICS

RUSHING: FSU - Dunn 9-28, Warrick 1-12, Williams 2-7, Feaster 2-1, Busby 7 - (-6); UF - Jackson 12-118, Taylor 18-60, Williams 4-2, Schottenheimer 1-0, McCaslin 2-(-2), Wuerffel 6-(-10).
 PASSING: FSU - Busby 41-17-1-271-1, Kendra 1-0-1-0-0; UF - Wuerffel 34-18-1-306-3.
 RECEIVING: FSU - Messam 5-48, Cooper 4-82, Green 3-86, Pearsall 1-25, Dunn 1-12, Abdullah 1-10, Warrick 1-7, Williams 1-1; UF - Hilliard 7-150, Green 5-79, Anthony 4-50, Mobley 1-16, Taylor 1-12.



BOWL GAMES IN REVIEW



1998 SUGAR BOWL

Jan. 1, 1998 | New Orleans, LA

Florida State	31
Ohio State	14

SCORE BY QUARTERS

	1	2	3	4	F
FSU	7	14	0	10	31
OSU	3	0	5	6	14

SCORING SUMMARY

OSU	Dan Stultz	40 yd field goal	1:56
FSU	E.G. Green	27 yd pass from Busby (Janikowski kick)	0:00
FSU	Thad Busby	9 yd run (Janikowski kick)	3:25
FSU	William McCray	1 yd run (Janikowski kick)	:10
OSU	Dan Stultz	34 yd field goal	7:29
OSU	Team Safety		1:13
FSU	Janikowski	35 yd field goal	14:56
OSU	John Lumpkin	50 yd pass from Joe Germaine	8:57
FSU	William McCray	1 yd run (Janikowski kick)	:47

TEAM STATISTICS

	OSU	FSU
First Downs	21	18
Rushes-Yards	44-118	27-60
Passing Yards	207	334
Comp-Att-Int	16-36-3	22-32-2
Total Yards	325	394
Punts-Avg.	7-45.4	6-42.7
Punt Returns	3-25	5-44
KO Returns	2-29	3-77
Int Returns	2-24	3-55
Penalties-Yards	10-70	9-74
Fumbles-Lost	1-0	0-0
Sacks	4-26	6-40
Third Down Conversions	4-18	3-13
Time of Possession	35:04	24:56

INDIVIDUAL STATISTICS

RUSHING: FSU - Minor 12-53, Feaster 2-10, Glenn 2-5, McCray 2-2, Coles 2-1, Busby 7 (-11); OSU - Pearson 22-60, Rudzinski 1-24, Jackson 9-19, Keller 6-20, Wylie 3-9, Germaine 3 (-14).
PASSING: FSU - Busby 33-22-2-334-1; OSU - Germaine 26-10-2-173-1, Jackson 10-6-1-34-0.
RECEIVING: FSU - Minor 9-55, Green 7-176, Warrick 3-82, Coles 3-21; OSU - Miller 6-79, Boston 3-40, Lumpkin 2-61, Pearson 2-27, Keller 2 (-3), Rambo 1-3.



1999 FIESTA BOWL

Jan. 4, 1999 | Tempe, AZ

Florida State	16
Tennessee	23

SCORE BY QUARTERS


	1	2	3	4	F
Florida State	0	9	0	7	16
Tennessee	0	14	0	9	23

SCORING SUMMARY

UT	Bryson	4 pass from T. Martin (J. Hall kick)	Time Left: 14:05. Drive: 6 plays, 88 yards.
UT	Goodrich	54 interception return (J. Hall kick)	Time Left: 13:40.
FSU	McCray	1 run	Time Left: 8:59. Drive: 3 plays, 3 yards.
FSU	Janikowski	34 FG	Time Left: 1:17. Drive: 10 plays, 10 yards.
UT	Price	79 pass from T. Martin	Time Left: 9:17. Drive: 3 plays, 80 yards.
UT	Hall	23 FG	Time Left: 6:01. Drive: 6 plays, 22 yards.
FSU	Outzen	7 run (Janikowski kick)	Time Left: 3:42. Drive: 5 plays, 49 yards.

TEAM STATISTICS

	FSU	UT
First Downs	13	16
Rushes-Yards	41-108	54-114
Passing Yards	145	278
Comp-Att-Int	9-22-2	11-19-2
Total Yards	253	392
Punts-Avg.	9-39.8	5-38
Punt Returns	2-51	4-34
Kickoff Returns	4-52	3-43
Interception Returns	2-69	2-74
Penalties-Yards	12-110	9-55



Peter Warrick and Bobby Bowden celebrate the 1999 national championship

Fumbles-Lost	4-1	3-2
Sacks By	1	4
Third Down Conversions	4-15	1-12
Time of Possession	28:50	31:10
Attendance		80,470

INDIVIDUAL STATISTICS

RUSHING: FSU - Minor 15-83, Warrick 1-11, McCray 4-9, Coles 2-4, Glenn 1-2, Outzen 18 (-1); UT - Stephens 13-60, Henry 19-28, Martin 10-19, Bryson 3-7.
PASSING: FSU - Outzen 22-9-0-145-2; UT - Martin 18-11-2-278-2; Henry 1-0-0-0-0.
RECEIVING: FSU - Dugans 6-135, McCray 1-11, Warrick 1-7, Minor 1 (-8); UT - Price 4-199, Bryson 3-34, Copeland 1-15, Finlayson 1-14, Henry 1-9, Wilson 1-7.



2000 SUGAR BOWL

Jan. 1, 2000 | New Orleans, LA

Florida State	46
Virginia Tech	29

SCORE BY QUARTERS

	1	2	3	4	F
Virginia Tech	7	7	15	0	29
Florida State	14	14	0	18	46

SCORING SUMMARY

FSU	Warrick	64 pass from Weinke (Janikowski kick)	3:22.
FSU	Chaney	6 blocked punt return (Janikowski kick)	2:14.
VT	Davis	49 pass from Vick (Graham kick)	:30.
FSU	Dugans	63 pass from Weinke (Janikowski kick)	13:45.
FSU	Warrick	59 punt return (Janikowski kick)	11:40.
VT	Vick	3 run (Graham kick)	:37.
VT	FG Graham	23	7:54.
VT	Kendrick	29 run (pass failed)	5:57.
VT	Kendrick	6 run (pass failed)	2:13.
FSU	Dugans	14 pass from Weinke (Warrick pass from Weinke)	12:59.
FSU	FG Janikowski	32	10:26.
FSU	Warrick	43 pass from Weinke (Janikowski kick)	7:42.

TEAM STATISTICS

	VT	FSU
First Downs	24	15
Rushing	11	4
Passing	10	10
Return Yards	222	155
Comp-Att-Int	15-29-0	20-34-1
Punts	4-88	4-80
Fumbles-Lost	3-3	2-0
Penalties-Yards	6-65	7-59
Time of Possession	36:25	23:35
Attendance		79,280

INDIVIDUAL STATISTICS

RUSHING-VaT: Vick 23-97, Kendrick 12-69, Stith 11-68, Davis 1-16, E. Johnson 1-12, Sorensen 1-7, Ferguson 1-5, Hawkins 1-4, Graham 1-0. FSU: Chaney 4-43, Minor 9-35, team 3 (-minus 7), Weinke 7 (-minus 41).
PASSING-VaT: Vick 15-29-0-225. FSU: Weinke 20-34-1-329.
RECEIVING-VaT: Davis 7-108, Hawkins 2-49, Kendrick 2-27, E. Johnson 1-23, Wynn 1-7, Ferguson 1-6, Carter 1-5. FSU: Warrick 6-163, Dugans 5-99, Minnis 2-25, Minor 2-23, Morgan 2-10, Chaney 2-5, Boldin 1-4.



2001 ORANGE BOWL

Jan. 3, 2001 | Miami, FL

Florida State	2
Oklahoma	13

SCORE BY QUARTERS

	1	2	3	4	F
Florida State	0	0	0	2	2
Oklahoma	3	0	3	7	13

SCORING SUMMARY

OU	FG Duncan	27	7:16.
OU	FG Duncan	42	4:24.
OU	Griffin	10 run (Duncan kick)	7:46.
FSU	Safety	Ferguson tackled in end zone	:55

TEAM STATISTICS

	FSU	OU
First downs	14	12
Rushes-yards	17-27	36-56
Passing	274	214
Comp-Att-Int	25-52-2	25-39-1
Return Yards	21	48
Punts-Avg.	10-45	8-41
Fumbles-Lost	3-1	2-1
Penalties-Yards	6-38	7-45
Time of Possession	23:27	36:33
Attendance		76,835

INDIVIDUAL STATISTICS

RUSHING-FSU: Minor 13-20, Weinke 4-7. OU: Griffin 11-40, Heupel 13-23, Works 6-16, Littrell 2-8, Mackey 2-5, team 2 (-minus 36).
PASSING-FSU: Weinke 25-52-2-274. OU: Heupel 25-39-1-214.
RECEIVING-FSU: Bell 7-137, Minor 5-9, Boldin 3-31, Morgan 3-21, Golightly 3-15, Walker 1-25, Gardner 1-16, Sprague 1-14, Franklin 1-6. OU: Griffin 6-23, Mackey 4-23, Works 4-3, Norman 3-49, Woolfolk 3-41, Savage 2-23, T. Smith 2-13, Fagan 1-39.

BOWL GAMES IN REVIEW



2002 GATOR BOWL

Jan. 1, 2002 | Jacksonville, FL

Florida State	30
Virginia Tech	17

SCORE BY QUARTERS

	1	2	3	4	F
Virginia Tech	3	0	14	0	17
Florida State	0	10	3	17	30

SCORING SUMMARY

VT	FG Warley 36, 10:56.
FSU	Rix 1 run (Beitia kick), 6:32.
FSU	FG Beitia 50, 1:26.
VT	Jones 5 run (Warley kick), 10:02.
FSU	FG Beitia 47, 1:42.
VT	A.Davis 55 pass from Noel (Warley kick), :40.
FSU	Walker 77 pass from Rix (Beitia kick), 14:48.
FSU	FG Beitia 35, 10:13.
FSU	Walker 23 pass from Rix (Beitia kick), 2:14.

TEAM STATISTICS

	VT	FSU
First downs	16	19
Rushes-yards	40-43	39-104
Passing	269	326
Comp-Att-Int	15-29-1	12-25-1
Return Yards	23	19
Punts-Avg.	7-30	4-40
Fumbles-Lost	2-1	1-1
Penalties-Yards	4-32	4-25
Time of Possession	31:09	28:51
Attendance		72,202

INDIVIDUAL STATISTICS

RUSHING-VaT: K.Jones 23-55, Ferguson 3-13, Burnell 2-1, Noel 12-(minus 26). FSU: G.Jones 23-120, Maddox 3-6, Gardner 1-(minus 3), Rix 12-(minus 19).
 PASSING-VaT: Noel 15-27-0-269, R.Johnson 0-1-0-0, Randall 0-1-1-0. FSU: Rix 12-25-1-326.
 RECEIVING-VaT: A.Davis 5-158, Ferguson 5-32, Slowikowski 2-36, E. Johnson 2-21, Parham 1-22. FSU: Walker 4-195, Bell 3-43, Thorpe 2-48, Gardner 2-21, Maddox 1-19.



2003 SUGAR BOWL

Jan. 1, 2003 | New Orleans, LA

Florida State	13
Georgia	26

SCORE BY QUARTERS

	1	2	3	4	F
Georgia	3	14	6	3	26
Florida State	0	7	6	0	13

SCORING SUMMARY

GA	FG Bennett 23, 4:19
FSU	Boldin 5 pass from Walker (Beitia kick), 13:41
GA	Thornton 71 interception return (Bennett kick), 6:24
GA	Edwards 37 pass from Shockley (Bennett kick), 3:43
GA	FG Bennett 42, 11:06
GA	FG Bennett 25, 8:49
FSU	Thorpe 40 pass from Boldin (run failed), 0:00
GA	FG Bennett 35, 10:17

TEAM STATISTICS

	GA	FSU
First Downs	11	18
Rushes-yards	36-151	41-115
Passing	125	147
Comp-Att-Int	10-15-0	13-26-2
Return Yards	113	125
Punts-Avg.	4-48.2	5-40.4
Fumbles-Lost	1-1	2-1
Penalties-Yds	6-59	5-37
Time of Possession	26:09	33:51
Attendance		74,269

INDIVIDUAL STATISTICS

RUSHING-GA: Smith 23-145, Milton 5-13, Shockley 3-2, Wall 1-0, team 2-(minus 2), Greene 2-(minus 7). FSU: Washington 10-48, Boldin 13-34, Maddox 9-32, Dean 1-5, Reid 1-2, Walker 7-(minus 6).
 PASSING-GA: Greene 9-14-0-88, Shockley 1-1-0-37. FSU: Boldin 6-14-0-78, Walker 7-12-2-69.
 RECEIVING-GA: Edwards 3-60, Gibson 2-12, Johnson 1-34, Brown 1-11, Watson 1-5, Wall 1-3, Smith 1-0. FSU: Maddox 4-24, Boldin 3-34, Sam 2-11, Thorpe 1-40, Morgan 1-18, Hughes 1-14, Gardner 1-6.



2004 ORANGE BOWL

Jan. 4, 2004 | Miami, FL

Florida State	14
Miami	16

SCORE BY QUARTERS

	1	2	3	4	F
Miami	3	10	3	0	16
Florida State	0	14	0	0	14

SCORING SUMMARY

UM	FG Peattie 32, 11:32.
FSU	Booker 9 run (Beitia kick), 14:54.
FSU	Henshaw 7 pass from Rix (Beitia kick), 8:41.
UM	Moss 3 run (Peattie kick), 5:34.
UM	FG Peattie 44, 0:00.
UM	FG Peattie 51, 10:19.

TEAM STATISTICS

	UM	FSU
First downs	16	10
Total Net Yards	375	206
Rushes-yards	48-218	32-110
Passing	157	96
Punt Returns	3-23	1-6
Kickoff Returns	3-63	4-66
Interceptions Ret.	1(-3)	2-31
Comp-Att-Int	14-29-2	6-19-1
Sacked-Yards Lost	2-13	1-7
Punts	5-25.2	7-43.6
Fumbles-Lost	2-1	2-1
Penalties-Yards	5-40	10-85
Time of Possession	36:08	23:52
Attendance		76,739

INDIVIDUAL STATISTICS

RUSHING-UM: Payton 22-131, D.J.Williams 1-31, Moss 15-31, Berlin 6-12, Parrish 1-7, Geathers 1-6, Hester 1-2, team 1-(minus 2). FSU: Jones 6-38, Booker 8-25, Washington 9-20, Rix 5-13, Coleman 2-9, Davis 1-5, Dean 1-0.
 PASSING-UM: Berlin 14-29-2-157. FSU: Rix 6-19-1-96.
 RECEIVING-UM: Winslow 5-48, Geathers 4-41, Moore 3-52, Hill 1-10, Everett 1-6. FSU: Stovall 4-79, Sam 1-10, Henshaw 1-7.



2005 GATOR BOWL

Jan. 1, 2005 | Jacksonville, FL

Florida State	30
West Virginia	18

SCORE BY QUARTERS

	1	2	3	4	F
Florida State	10	3	10	7	30
West Virginia	12	0	3	3	18

SCORING SUMMARY

FSU	L. Washington 69 run (Beitia kick), 14:38.
FSU	FB Beitia 32, 12:51
WVU	Kay-Jay Harris 36 pass from Marshall (kick failed), 9:53.
WVU	Kay-Jay Harris 1 run (kick failed), 1:45.
FSU	Beitia 28 FG, 11:23.
FSU	Beitia 28 FG, 12:13.
WVU	Good 44 FG, 10:26.
FSU	C. Thorpe 14 pass from Rix (Beitia kick), 3:05.
WVU	Good 34 FG, 14:26.
FSU	Coleman 1 run (Beitia kick), 11:12.

TEAM STATISTICS

	FSU	WVU
First downs	22	26
Rushes-yards	42-321	47-255
Passing	157	191
Comp-Att-Int	16-31-2	13-30-2
Return Yards	49	120
Punts-Avg.	4-41.8	2-39.5
Fumbles-Lost	3-1	2-2
Penalties-Yards	17-174	11-121
Time of Possession	32:08	27:52
Attendance		70,112

INDIVIDUAL STATISTICS

RUSHING-FSU: Washington 12-195, Booker 20-101, C. Davis 1-8, Coleman 2-2, Rix 5-(minus 1), Lewis 1(-2). WVU: Harris 25-134, Marshall 11-71, Colson 6-20, Jackson 2-6.
 PASSING-FSU: Rix 16-31-2-157. WVU: Marshall 11-23-1-131, Hales 2-7-1-60.

RECEIVING-FSU: Thorpe 5-73, Davis 3-39, Reid 2-15, Robinson 2-3, Coleman 1-9, Henshaw 1-9. WVU: Harris 4-50, Henry 3-61, Jackson 2-9, Bolden 1-49, Hales 1-9, Colson 1-7, Henderson 1-6.



2006 ORANGE BOWL

Jan. 3, 2006 | Miami, FL

Penn State	26
Florida State	23 (3 OT)

SCORE BY QUARTERS

	1	2	3	4	OT	F
Penn State	7	7	0	2	10	26
Florida State	0	13	0	3	7	23

SCORING SUMMARY


PSU	Scott 2 run (Kelly kick), 4:59
FSU	Reid 87 punt return (Cismesia kick), 4:09
FSU	Booker 50 pass from Weatherford (Cismesia kick failed), 2:49
PSU	Kilmer 25 pass from Robinson (Kelly kick), 0:06
PSU	Safety, 13:36
FSU	FG Cismesia 48, 4:08
PSU	Scott 1 run (Kelly kick)
FSU	Dean 1 run (Cismesia kick)
PSU	FG Kelly 29

TEAM STATISTICS

	PSU	FSU
First Downs	23	12
Rushes-Yards	48-138	26-26
Passing	253	258
Comp-Att-Int	21-39-1	24-43-1
Total Offense (Plays-Yards)	87-391	69-284
Return Yards	70	259
Punts-Avg.	11-44.3	9-39.2
Fumbles-Lost	1-1	1-0
Penalties-Yards	8-43	13-129
Sacks By (No.-Yards)	3-18	3-18
Time of Possession	34:16	25:44
Attendance		77,773

INDIVIDUAL STATISTICS

RUSHING-FSU: Washington 6-30, Booker 7-2, Dean 1-1, Coleman 2-1, Smith 1-(minus 1), Weatherford 8-(minus 4). PSU: Scott 26-110, Robinson 17-21, Norwood 1-7, Snow 1-1, Kinlaw 2-0, King 1-(minus 1).
 PASSING-FSU: Weatherford 24-43-1-258. PSU: Robinson 21-39-1-253.
 RECEIVING-FSU: Booker 3-69, Reid 4-55, Davis 3-55, Carr 3-25, Washington 6-24, Rouse 1-10, Henshaw 2-9, Root 1-8, Fagg 1-3. PSU: Norwood 6-110, Kilmer 6-79, King 5-27, Smolko 2-21, Butler 1-13, Hunt 1-3.



2006 EMERALD BOWL

Dec. 27, 2006 | San Francisco, CA

Florida State	44
UCLA	27

SCORE BY QUARTERS

	1	2	3	4	F
Florida State	7	6	10	21	44
UCLA	10	10	7	0	27

SCORING SUMMARY

FSU	Booker 25 yd run (Cismesia kick), 0:26
UCLA	Brezell 78 yd pass from Cowan (Medlock kick), 0:34
UCLA	Medlock 46 yd field goal, 1:55
FSU	Cismesia 39 yd field goal, 3:00
UCLA	Taylor 7 yd pass from Cowan (Medlockkick), 3:40
UCLA	Medlock 19 yd field goal, 3:54
FSU	Cismesia 21 yd field goal, 2:09
FSU	Cismesia 36 yd field goal, 3:31
FSU	Timmons 25 yd blocked punt return (Cismesia kick)
UCLA	Moline 8 yd run (Medlock kick), 3:09
FSU	Carr 30 yd pass from Weatherford (Cismesia kick), 4:20
FSU	Booker 3 yd run (Cismesia kick), 2:18
FSU	Carter 86 yd interception return (Cismesia kick)

TEAM STATISTICS

	FSU	UCLA
First Downs	21	17
Rushes-Yards	30-105	35-194
Passing	325	240
Passes Att-Comp-Int	43-21-1	36-15-2
Total Offense (Plays-Yards)	73-430	71-434



BOWL GAMES IN REVIEW

Return Yards	4-41	3-12
Kickoff Returns-Yards	5-101	6-166
Punts (Number-Avg)	6-38.8	6-37.7
Fumbles-Lost	0-0	2-1
Penalties-Yards	5-44	4-34
Possession Time	30:12	29:48
Sacks By: Number-Yards	1-7	1-8

INDIVIDUAL STATISTICS

RUSHING: FSU: Booker 22-91; Weatherford 4-14; Davis 1-2; Dunham 2-1; Team 1-minus 3. UCLA: Markey 19-144; Williams 6-31; Moline 1-8; Austin 1-7; Cowan 7-4; Pitre 1-0.
PASSING: FSU: Weatherford 21-43-1-325. UCLA: Patrick 15-36-2-240.
RECEIVING: FSU: Fagg 6-68; Booker 5-117; Carr 4-88; Davis 3-33; Warren 1-8; Dunham 1-6; Sims 1-5. UCLA: Baumgartner 2-49; Everett 2-47; Taylor 2-32; Paulsen 2-18; Williams 2-15; Markey 2-minus 6; Breazell 1-78; Pitre 1-4; Kelchum 1-3.

*Vacated victory due to sanctions imposed by NCAA.



2007 MUSIC CITY BOWL

Dec. 31, 2007 | Nashville, TN

Kentucky	35
Florida State	28

SCORE BY QUARTERS

	1	2	3	4	F
Kentucky	7	7	14	7	35
Florida State	7	7	0	14	28

SCORING SUMMARY

UK Tamme 14 yd pass from Woodson (Seiber kick), 10:39
 FSU Weatherford 6 yd run (Cismesia kick), 1:49
 UK Johnson 13 yd pass from Woodson (Seiber kick), 8:28
 FSU Carter 24 yd interception return (Cismesia kick), 3:28
 UK Little 2 yd pass from Woodson (Seiber kick), 6:49
 UK Dixon 4 yd run (Seiber kick), 0:04
 FSU Weatherford 1 yd run (Cismesia kick), 8:02
 UK Johnson 38 yd pass from Woodson (Seiber kick), 5:19
 FSU Carr 7 yd pass from Weatherford (Cismesia kick), 2:14

TEAM STATISTICS

	UK	FSU
First Downs	29	22
Rushes-Yards	36-143	33-204
Passing	358	276
Passes Att-Comp-Int	50-32-1	50-22-2
Total Offense (Plays-Yards)	86-501	83-480
Fumble Returns-Yards	0-0	1-51
Punt Returns-Yards	2-36	1-16
Kickoff Returns-Yards	3-57	3-44
Punts (Number-Avg)	5-39.8	6-41.7
Fumbles-Lost	5-3	1-0
Penalties-Yards	7-45	10-102
Possession Time	30:25	29:35
Sacks By: Number-Yards	1-13	3-27

INDIVIDUAL STATISTICS

RUSHING: Kentucky: Rafael Little 28-152; Tony Dixon 4-17; Andre' Woodson 4-minus 26. Florida State: Antone Smith 17-156; Drew Weatherford 12-48; Preston Parker 2-1; Sedrick Holloway 1-0; Team 1-minus 1.
PASSING: Kentucky: Andre' Woodson 32-50-1-358. Florida State: Drew Weatherford 22-48-2-276; Preston Parker 0-1-0-0; Team 0-1-0-0.
RECEIVING: Kentucky: Rafael Little 8-50; Steve Johnson 7-124; Keenan Burton 7-56; Dicky Lyons 5-78; Jacob Tamme 3-35; Tony Dixon 1-8; Maurice Grinter 1-7. Florida State: Preston Parker 8-105; Greg Carr 6-99; De'Cody Fagg 5-51; Rod Owens 2-10; Antone Smith 1-11.



2008 CHAMPS SPORTS BOWL

December 27, 2008 | Orlando, FL

Florida State	42
Wisconsin	13

SCORE BY QUARTERS

	1	2	3	4	F
Wisconsin	0	3	3	7	13
Florida State	0	14	14	14	42

SCORING SUMMARY


FSU Nicholson, D 75 yd fumble recovery (Gano, G kick)
 WISC Welch, Philip 31 yd field goal
 FSU Carr, G 15 yd pass from Ponder, C (Gano, G kick)
 WISC Welch, Philip 41 yd field goal
 FSU Smith, A 6 yd run (Gano, G kick)
 FSU Jones, C 14 yd run (Gano, G kick)
 FSU Watson, D 51 yd fumble recovery (Gano, G kick)
 FSU Piurowski, C 10 yd pass from Ponder, C (Gano, G kick)
 WISC Theus, Elijah 20 yd pass from Sherer, Dustin (Welch, Philip kick)

TEAM STATISTICS

	WISC	FSU
First Downs	16	23
Rushes-Yards	38-201	38-134
Passing	132	276
Passes Att-Comp-Int	16-9-0	37-23-0
Total Offense (Plays-Yards)	54-333	75-410
Fumble Returns-Yards	0-0	2-126
Punt Returns-Yards	1-3	4-29
Kickoff Returns-Yards	4-62	4-71
Interception Returns-Yards	0-0	0-0
Punts (Number-Avg)	6-44.3	5-48.2
Fumbles-Lost	3-3	0-0
Penalties-Yards	2-25	7-85
Possession Time	24:52	35:08
Third-Down Conversions	2 of 10	10 of 17
Fourth-Down Conversions	0 of 0	0 of 1
Red-Zone Scores-Chances	2-3	4-4
Sacks By: Number-Yards	2-13	3-17

INDIVIDUAL STATISTICS

RUSHING: Wisconsin-Hill, P.J. 15-140; Clay, John 11-39; Anderson, Isaac 1-19; Sherer, Dustin 7-9; Pressley, Chris 1-2; Brown, Zach 1-minus 1; TEAM 1-minus 2; Gilreath, David 1-minus 5. Florida State-Jones, C. 4-55; Smith, A 16-39; Ponder, C 9-19; Givens, L. 1-8; Weatherford, D 1-6; Thomas, J. 3-4; Sims, M 2-3; Bradham, N. 1-2; Reed, B 1-minus 2.
PASSING: Wisconsin-Sherer, Dustin 9-16-0-132. Florida State-Ponder, C 18-31-0-199; Weatherford, D 5-6-0-77.
RECEIVING: Wisconsin-Graham, Garrett 3-62; Toon, Nick 2-27; Anderson, Isaac 2-18; Theus, Elijah 1-20; Gilreath, David 1-5. Florida State-Carr, G 8-78; Reed, B 5-24; Wade, C 2-41; Givens, L. 2-33; Piurowski, C 2-32; Surrency, C. 1-25; Fortson, J. 1-20; Smith, A 1-18; Easterling, T 1-5.



2009 GATOR BOWL

Jan. 1, 2010 | Jacksonville, FL

West Virginia	21
Florida State	33

SCORE BY QUARTERS

	1	2	3	4	F
West Virginia	14	0	0	7	21
Florida State	3	10	10	10	33

SCORING SUMMARY

WVU Jarrett Brown 32 yd run (Tyler Bitancurt kick)
 FSU Dustin Hopkins 26 yd field goal
 WVU Noel Divine 1 yd run (Tyler Bitancurt kick)
 FSU Jermaine Thomas 12 yd run (Dustin Hopkins kick)
 FSU Dustin Hopkins 42 yd field goal
 FSU Dustin Hopkins 22 yd field goal
 FSU Jermaine Thomas 19 yd run (Dustin Hopkins kick)
 WVU Ryan Clarke 5 yd run (Tyler Bitancurt kick)
 FSU EJ Manuel 2 yd run (Dustin Hopkins kick)
 FSU Dustin Hopkins 37 yd field goal, 02:02

TEAM STATISTICS

	WVU	FSU
First Downs	8	24
Rushes-Yards	37-221	46-226
Passing	107	189
Comp-Att-Int	9-19-1	17-24-0
Total Offense (Plays-Yards)	56-328	70-415
Fumble Returns-Yards	0-0	0-0
Punt Returns -Yards	0-0	2-37
Kickoff Returns-Yards	7-146	4-101
Interception Returns-Yards	0-0	1-0
Punts-Avg.	0-0	2-37
Fumbles-Lost	0-0	0-0
Penalties-Yards	3-29	7-69
Sacks By (No.-Yards)	0-0	5-42

Time of Possession	22:53	37:07
Third-Down Conversions	4 of 11	7 of 14
Fourth-Down Conversions	1 of 2	0 of 0
Red-Zone Scores-Chances	2-3	6-7

INDIVIDUAL STATISTICS

RUSHING - WVU: Divine 16-168, Brown 6-43, Clarke 3-12, Sanders 1-7. FSU: Thomas 25-121, Manuel 14-70, Thompson 2-20, Reed 3-9, Givens 1-4, Pryor 1-2.
PASSING: WVU: Smith 8-15-0, Brown 1-4-1. FSU: Manuel 17-24-0
RECEIVING - Starks 3-30, Divine 2-28, Sanders 2-14, Austin 1-19, Arnett 1-16. FSU: Fortson 4-73, Owens 3-37, Easterling 3-33, Pryor 2-22, Reed, 2-0, Thomas 1-9, Thompson 1-9, Relford 1-6.



2010 CHICK-FIL-A BOWL

Dec. 31, 2010 | Atlanta, GA

South Carolina	17
Florida State	26

SCORE BY QUARTERS

	1	2	3	4	F
South Carolina	0	3	7	7	17
Florida State	6	7	6	7	26

SCORING SUMMARY

FSU Dustin Hopkins 29 yd field goal
 FSU Dustin Hopkins 48 yd field goal
 FSU Chris Thompson 27 yd run (Dustin Hopkins kick)
 SC Spencer Lanning 40 yd field goal
 FSU Dustin Hopkins 35 yd field goal
 SC Garcia 3 yd pass from Ace Sanders (Lanning kick)
 FSU Dustin Hopkins 45 yd field goal, 4-31:30
 SC Brian Maddox 7 yd run (Spencer Lanning kick)
 FSU Easterling 7 yd pass from EJ Manuel (Dustin Hopkins kick)

TEAM STATISTICS

	SC	FSU
First Downs	22	18
Rushes-Yards	32-139	45-218
Passing	275	90
Comp-Att-Int	21-36-3	12-21-1
Total Offense (Plays-Yards)	68-414	66-308
Return Yards	41	99
Punts-Avg.	2-43.5	3-51.0
Fumbles-Lost	2-2	3-0
Penalties-Yards	5-58	6-50
Sacks By (No.-Yards)	2-9	2-11
Time of Possession	26:32	33:28
Attendance		72217

INDIVIDUAL STATISTICS

RUSHING - FSU: Chris Thompson 25-147; EJ Manuel 7-46; Lonnie Pryor 2-10; Ty Jones 4-7; Jermaine Thomas 1-6; Christian Ponder 5-3; TEAM 1-minus 1. SC: Kenny Miles 10-70; Brian Maddox 12-53; Stephen Garcia 8-14; Stephon Gilmore 1-3; M. Lattimore 1-minus 1.
PASSING - FSU: EJ Manuel 11-15-0-84; Christian Ponder 1-5-0-6; Bert Reed 0-1-1-0. SC: Stephen Garcia 19-34-3-243; Ace Sanders 1-1-0-3; Stephon Gilmore 1-1-0-29.
RECEIVING - FSU: Bert Reed 2-25; Chris Thompson 2-17; Willie Hautstead 2-14; Taiwan Easterling 2-10; Lonnie Pryor 2-7; Rodney Smith 1-12; Ja'Baris Little 1-5. SC: Alshon Jeffery 9-130; M. Lattimore 3-48; Tori Gurley 2-49; Brian Maddox 2-16; D.L. Moore 2-4; Ace Sanders 1-16; Jason Barnes 1-9; Stephen Garcia 1-3.



Florida State celebrates its 2010 Chick-fil-A Bowl win