



FLORIDA STATE

2015 SPRING PROSPECTUS

GENERAL INFORMATION

President John Thrasher
 Location Tallahassee, Fla.
 Enrollment 41,477 (Fall 2013)
 Founded 1851
 Symbol Seminoles
 Colors Garnet & Gold
 Conference Atlantic Coast
 Stadium
 Bobby Bowden Field at Doak S. Campbell Stadium
 Capacity 82,300
 Surface Natural Grass
 Athletics Director Stan Wilcox
 Faculty Athletics Rep Dr. Pamela Perrewe

FOOTBALL INFORMATION

Head Football Coach Jimbo Fisher
 Alma Mater Salem '89
 Record at FSU 58-11 (6th year)
 Offensive Formation Multiple
 Defensive Formation 4-3 Multiple
 All-Time Record 525-238-17
 Season 69th
 Bowl Appearances 44
 Consecutive Bowl Appearances 33
 All-Time Bowl Record 27-15-2
 2014 Record 13-1 (8-0)

SPORTS INFORMATION

Football SID Zach Stipe
 Assistant AD/SID Elliott Finebloom
 SID Office Phone (850) 644-1403
 Stipe's E-Mail zstipe@fsu.edu
 Stipe's Office Phone (850) 645-7683
 Finebloom's E-Mail efinebloom@fsu.edu
 Finebloom's Office Phone (850) 644-1065



2015 FLORIDA STATE FOOTBALL SCHEDULE

Date	Opponent	Location	Series Record
Sept. 5	Texas State	Tallahassee, Fla.	First Meeting
Sept. 12	USF	Tallahassee, Fla.	Series tied 1-1
Sept. 18	at Boston College*	Chestnut Hill, Mass.	FSU leads 9-4
Oct. 3	at Wake Forest*	Winston-Salem, N.C.	FSU leads 26-6-1
Oct. 10	Miami*	Tallahassee, Fla.	Miami leads 31-28
Oct. 17	Louisville*	Tallahassee, Fla.	FSU leads 13-2
Oct. 24	at Georgia Tech*	Atlanta, Ga.	FSU leads 14-9-1
Oct. 31	Syracuse*	Tallahassee, Fla.	FSU leads 7-1
Nov. 7	at Clemson*	Clemson, S.C.	FSU leads 20-8
Nov. 14	NC State*	Tallahassee, Fla.	FSU leads 24-11
Nov. 21	Chattanooga	Tallahassee, Fla.	FSU leads 2-0
Nov. 28	at Florida	Gainesville, Fla.	Florida leads 34-23-2

*Denotes ACC Game

SPRING PRACTICE CALENDAR

FSU will take the field around 3:30 each day except on Saturdays (TBA) and days of scrimmages.

SUNDAY	MONDAY	TUESDAY	WEDNESDAY	THURSDAY	FRIDAY	SATURDAY	SUNDAY	MONDAY	TUESDAY	WEDNESDAY	THURSDAY	FRIDAY	SATURDAY
MARCH							APRIL						
1	2	3	4	5	6	7				1	2	3	4
										Practice (9)	Practice (10)		Practice (11)
8	9	10	11	12	13	14	5	6	7	8	9	10	11
								Practice (12)		Practice (13)	Practice (14)		SPRING GAME 2 p.m.
15	16	17	18	19	20	21	12	13	14	15	16	17	18
			Practice (1)	Practice (2)		Practice (3)							
22	23	24	25	26	27	28	19	20	21	22	23	24	25
	Practice(4)		Practice (5)	Practice (6)		Practice (7)							
29	30	31											
	Practice (8)												

The spring game is at 2 p.m. inside Doak Campbell Stadium.

ACC Football Coaches Spring Media Teleconference Reminder - Wednesday April 22. Jimbo Fisher is scheduled for 10:40 a.m.



COACHING STAFF

Jimbo Fisher.....	Head Coach
Tim Brewster.....	Recruiting Coordinator/TEs
Lawrence Dawsey.....	Co-Offensive Coordinator/WRs
Jay Graham.....	Special Teams Coordinator/RBs
Odell Haggins.....	Associate Head Coach/DTs
Charles Kelly.....	Defensive Coordinator/DBs
Brad Lawing.....	Defensive Ends/OLBs
Bill Miller.....	Linebackers
Randy Sanders.....	Co-Offensive Coordinator/QBs
Rick Trickett.....	Assistant Head Coach/Offensive Line
Vic Vilorio.....	Strength & Conditioning

PLAYER INFORMATION

Lettermen Returning.....	37
..... 15 Offense/19 Defense/3 Special Teams	
Lettermen Lost.....	19
..... 12 Offense/7 Defense/0 Special Teams	

STARTERS RETURNING (13)

Offense (4): *LT Rod Johnson (So.), *WR Travis Rudolph (So.), *FB Freddie Stevenson (Jr.), *WR Jesus Wilson (Jr.)
Defense (7): S Nate Andrews (Jr.), S Tyler Hunter (R-Sr.), DT Derrick Mitchell (R-Sr.), LB Reggie Northrup (Sr.), DB Jalen Ramsey (Jr.) LB Terrance Smith (R-Sr.), DE DeMarcus Walker (Jr.)
Specialists (2): PK Roberto Aguayo (R-Jr.), P Cason Beatty (Sr.)
 *shared starting position

STARTERS LOST (12)

Offense (8): C Cameron Erving, WR Rashad Greene, RG Tre' Jackson, RT Bobby Hart, LG Josue Matias, TE Nick O'Leary, RB Karlos Williams, QB Jameis Winston
Defense (4): CB Ronald Darby, DE Mario Edwards Jr., DT Eddie Goldman, CB P.J. Williams

2014 FLORIDA STATE FOOTBALL RESULTS


Date	Opponent	Location	Result
Aug. 30	Oklahoma State	Arlington, Texas	W, 37-31
Sept. 6	The Citadel	Tallahassee, Fla.	W, 37-12
Sept. 20	Clemson*	Tallahassee, Fla.	W, 23-17 (OT)
Sept. 27	North Carolina State*	Raleigh, N.C.	W, 56-41
Oct. 4	Wake Forest*	Tallahassee, Fla.	W, 43-3
Oct. 11	Syracuse*	Syracuse, N.Y.	W, 38-20
Oct. 18	Notre Dame	Tallahassee, Fla.	W, 31-27
Oct. 30	Louisville*	Louisville, Ky.	W, 42-31
Nov. 8	Virginia*	Tallahassee, Fla.	W, 34-20
Nov. 15	Miami*	Miami Gardens, Fla.	W, 30-26
Nov. 22	Boston College*	Tallahassee, Fla.	W, 20-17
Nov. 29	Florida	Tallahassee, Fla.	W, 24-19
Dec. 6	Georgia Tech (ACC Champ.)	Charlotte, N.C.	W, 37-35
Jan. 1	Oregon (CFP Semifinal/Rose Bowl)	Pasadena, Calif.	L, 59-20

*Denotes ACC Game

RETURNING ALL-AMERICANS



JALEN RAMSEY



ROBERTO AGUAYO

RETURNING LEADERS

Passing G	Effic.	C-A-Int	Pct	Yds	Td
Maguire 4	107.7	25-49-2	51.0	339	1

Rushing G	Att	Yards	Avg	TD	Lg	Avg/G	
D. Cook	13	170	1008	5.9	8	44	77.5
M. Pender	9	41	206	5.0	4	56	22.9

Receiving G	No.	Yards	Avg	TD	Lg	Avg/G	
J. Wilson	13	42	527	12.5	4	39	40.5
T. Rudolph	13	38	555	14.6	4	68	42.7
D. Cook	13	22	203	9.2	0	30	15.6
E. Lane	14	13	267	20.5	1	59	19.1

Kick Ret.	No.	Yards	Avg	TD	Lg
Whitfield	32	665	20.8	0	35
J. Wilson	10	228	22.8	0	34

Punt Ret.	No.	Yards	Avg	TD	Lg
J. Wilson	2	19	9.5	0	13

Interceptions	No	Yards	Avg	TD	Lg
Andrews	3	9	3.0	1	9

Tackles	UA	A	Tot	TFL	Sacks
R. Northrup	61	61	122	4.0	1.0
N. Andrews	66	27	93	0.5	0.0
Ter. Smith	48	39	87	4.5	1.0
J. Ramsey	45	34	79	9.5	3.0

RETURNING HONORS

ROBERTO AGUAYO
 CONSENSUS ALL-AMERICAN
 LOU GROZA AWARD FINALIST
 ALL-ACC FIRST TEAM (M/C)
 2013 LOU GROZA AWARD WINNER
 2013 ALL-AMERICAN
 2013 ALL-ACC FIRST TEAM (C) & SECOND TEAM (M)
DALVIN COOK
 ACC CHAMPIONSHIP GAME MVP
 ALL-ACC SECOND (M) AND THIRD TEAM (C)
 SPORTING NEWS ALL-TRU FRESH. TEAM
 COLLEGE FOOTBALL NEWS ALL-FRESH. TEAM (HM)
 ATHLON SPORTS ALL-FRESH. TEAM (2ND TEAM)
 CAMPUS INSIDERS ALL-FRESH. TEAM (HM)
LORENZO FEATHERSON
 COLLEGE FOOTBALL NEWS ALL-FRESH. TEAM (HM)
 CAMPUS INSIDERS ALL-FRESH. TEAM (HM)
RODERICK JOHNSON
 USA TODAY FRESHMAN ALL-AMERICAN
 ATHLON SPORTS ALL-FRESH. TEAM
 COLLEGE FOOTBALL NEWS ALL-FRESH. TEAM (2ND)
 CAMPUS INSIDERS ALL-FRESH. TEAM (2ND)

REGGIE NORTHRUP
 ALL-ACC THIRD TEAM (M/C)
JALEN RAMSEY
 USA TODAY ALL-AMERICAN
 AP ALL-AMERICAN (2ND TEAM)
 2014 FWAA ALL-AMERICAN (2ND TEAM)
 SPORTING NEWS ALL-AMERICAN (2ND TEAM)
 SPORTS ILLUSTRATED ALL-AMERICAN (2ND TEAM)
 ALL-ACC FIRST TEAM (M/C)
 2013 FRESHMAN ALL-AMERICAN
TRAVIS RUDOLPH
 COLLEGE FOOTBALL NEWS ALL-FRESH. TEAM (HM)
 CAMPUS INSIDERS ALL-FRESH. TEAM (HM)
TERRANCE SMITH
 ALL-ACC SECOND TEAM (M/C)
 2013 ALL-ACC HONORABLE MENTION (M)



#NOLES NUMBERS

304

The number of yards quarterback Sean Maguire threw for against Clemson in his first career start last season. It was the second-most passing yards allowed in 2014 by the Tigers, who ranked No. 2 in the nation in pass defense (157.4 ypg) and No. 1 in total defense (260.8 ypg). Only three QBs surpassed 200 yards passing versus Clemson in 2014.

3

Running back Dalvin Cook will bring a streak of three consecutive 100-yard rushing games into the 2014 season after capping his outstanding freshman campaign by running for 144 yards (Florida), 177 yards (Georgia Tech) and 103 yards (Oregon).

24

The Seminoles have won 24 consecutive games against ACC opponents, including three straight ACC Championship Game victories. FSU's last loss to a conference foe came on Oct. 6, 2012 (at NC State).

51

The Seminoles return 51 players who appeared in at least one game in 2014.

28

Kicker Roberto Aguayo has had the same holder - punter Cason Beatty - in all 28 games he has played in his career. Beatty brings the most starts (42) of any Seminole into the 2015 season.

31

As a true freshman in 2014, Dalvin Cook proved that he could "carry" the Florida State offense. He led FSU to its third straight ACC Championship Game victory by totaling 31 carries for 177 yards and a score versus Georgia Tech. The 31 carries were the most by a Nole running back in over 12 years - since Greg Jones had 31 totes versus Miami in 2002.

4

The Florida State defense is projected to have four starters that are fifth-year seniors in 2015. Linebacker Terrance Smith (20 starts), safety Tyler Hunter (20), defensive tackle Derrick Mitchell (10) and defensive tackle Nile Lawrence-Stample (8) all will be redshirt seniors in 2015 and have extensive starting experience.

91.5

The Florida State offense ranked eighth in the country in red zone conversion percentage at 91.5 percent in 2014. The Seminoles scored 54 times on 59 trips to the red zone (35 TDs and 19 FGs). FSU ranked first in the nation in red zone percentage in 2013 (97.2%, 71 of 73) and eighth in 2012 (91.6%, 65 of 71). The Noles' defense was stout in the red zone in 2014 too, allowing opponents to score on just 75 percent of their red zone trips (39 of 52) which ranked 19th in the country.

DROPPIN' NOLE-EDGE

THIS IS WHAT'S COOKIN'

Freshman running back Dalvin Cook had the most productive season by a first-year running back in FSU history in 2015. The Miami, Fla., native:

- Rushed for an FSU freshman-record 1,008 yards.
- Totaled five 100-yard rushing games - the most by a Seminole since Greg Jones in 2002 (also five).
- Collected ACC Championship Game MVP honors (31 carries for 177 yards and one touchdown).
- Surpassed 100 yards in the final three games.

RAMSEY A VERSATILE STAR

Junior defensive back Jalen Ramsey has been a bona fide star during his first two seasons, starting all 28 games and collecting All-America honors in 2014. The Smyrna, Tenn., native:

- Became the first true freshman to start at cornerback for FSU since Deion Sanders in 1985.
- Collected Freshman All-America honors in 2013 before garnering USA Today First Team All-America accolades in 2014.
- Started at the "Star" nickelback position in 2014 where he tied for second in the ACC with 12 pass break-ups and finished second among DBs with 9.5 tackles for loss.
- Won the long jump title at the 2015 ACC Indoor Track & Field Championships before finishing fourth at the 2015 NCAA National Championships in March.

SMITH SEEKS ALL-ACC 3-PEAT

Redshirt senior linebacker Terrance Smith will look to become the first Seminole linebacker since 1997 to capture All-ACC honors three times.

- Smith captured All-ACC second team accolades after totaling 87 tackles while battling injuries in 2014.
- He earned All-ACC honorable mention honors during FSU's national championship run in 2013.
- Daryl Bush is the last Nole LB to three-peat as an All-ACC honoree, collecting second team honors in 1997, 1996 and 1995.
- NFL Hall of Famer Derrick Brooks was also a three-time first team selection from 1992-94.

JOHNSON ANCHORS LINE

Sophomore left tackle Roderick Johnson started the final five games of the 2014 season and was a dominant presence at one of the most important positions on offense. "Big Rod" ...

- Captured freshman All-America honors from USA Today, Athlon Sports, College Football News and Campus Insiders.
- Helped the Seminoles total two of their highest offensive outputs in the ACC Championship Game (488) and Rose Bowl (528).
- Paved the way for Dalvin Cook to rush for over 100 yards over the final three games and protected the blindside of quarterback Jameis Winston, who had three 300-yard passing games in his starts.

ANDREWS MAKES THE PICK

Junior safety Nate Andrews will look to lead FSU in interceptions for the third straight year in 2015. The playmaker from Fairhope, Ala., led FSU with three picks in 2014 after collecting a team-best four interceptions in 2013.

- Pat Watkins was the last Nole to lead the team in interceptions in three straight seasons, sharing the picks title in 2003, 2004 and 2005.
- Deion Sanders also led the Noles in interceptions for three straight seasons, outright leading in 1986 (4) and sharing the lead in 1987 (4) and 1988 (5).

FISHER LEADS ALL COACHES

Head Coach Jimbo Fisher leads the nation in victories per season among current head football coaches. Fisher is averaging a remarkable 11.6 wins per season during his five years as a head coach, placing him atop the list. Only Washington's Chris Petersen (11.11), Ohio State's Urban Meyer (10.85) and Oklahoma's Bob Stoops (10.5) join Fisher in averaging over 10 wins per season.

Average Victories Per Season Current Head Coaches
(minimum five full seasons)

Pl.	Name, School	Avg. Wins/Yr
1.	Jimbo Fisher, Florida State	11.60
2.	Chris Petersen, Boise State	11.11
3.	Urban Meyer, Ohio State	10.85
4.	Bob Stoops, Oklahoma	10.50
5.	Mark Richt, Georgia	9.71

A WELCOME RETURN

Redshirt junior kicker Roberto Aguayo was so productive in his first two seasons (2013 Lou Groza winner, 2014 consensus All-American) that some thought he could actually leave school early for the NFL Draft. Instead, the Mascotte, Fla., native returns in 2015 and will look to continue to make a case for being one of the greatest placekickers in college football history. Aguayo...

- Will enter the 2015 season as the NCAA's all-time leader in field goal percentage at 92.3 percent (48 of 52). No kicker in NCAA history has ever finished their career with a field goal percentage above 90 percent.
- Has made 149 consecutive PATs - just 11 away from Luke Manget's ACC record of 160.
- Already ranks eighth in school history with 293 points and is one point away from tying Warrick Dunn for seventh.

DID YOU CATCH HIS DEBUT?

Sophomore wide receiver Travis Rudolph had one of the most productive freshman seasons ever by a Seminole wide receiver in 2014, totaling 38 receptions for 555 yards and four touchdowns. The West Palm Beach, Fla., native:

- Had the fifth-most receiving yards ever by a freshman wide receiver in FSU history.
- His debut season numbers were similar to All-American Rashad Greene's from 2011. Greene, who Rudolph is often compared to, had 38 catches for 596 yards and seven touchdowns as a freshman.

POSITON SWITCH

Junior Ryan Green has moved to cornerback after spending the first two seasons of his career at running back. Green:

- Totaled 39 carries for 194 yards (5.0 ypc) and one touchdown as a reserve running back in 2013-14.
- Was a four-star prospect at both running back and cornerback at St. Petersburg Catholic High School and was recruited by many schools as an athlete.
- Under Jimbo Fisher, several Seminoles have had success moving positions - most notably Xavier Rhodes and Cameron Erving. Rhodes entered FSU as a wide receiver, but eventually starred at cornerback and was a first round pick in the 2013 NFL Draft by the Minnesota Vikings. Erving began his career at defensive tackle before moving to left tackle. He moved to center midway through his senior year and wrapped up his career as a two-time All-American and two-time Jacobs Trophy honoree.



2015 FLORIDA STATE SPRING ALPHABETICAL ROSTER

No	Name	Pos	Ht.	Wt	Cl	Hometown/HS/Previous School
19	Roberto Aguayo	K	6-1	204	r-JR	Mascotte, Fla./South Lake
29	Nate Andrews	DB	5-11	204	JR	Fairhope, Ala./Fairhope
72	Kareem Are	OL	6-6	330	r-JR	Floral Park, N.Y./Sewanhaka/Fort Scott CC
38	Cason Beatty	P	6-3	215	SR	Charlotte, N.C./Olympic
78	Wilson Bell	OL	6-4	318	r-SO	Mobile, Ala./Blount
76	Marcel Benalcazar	OL	6-6	314	r-SO	Mirarmar, Fla./ Archbishop McCarthy
30	Colin Blake	DB	6-3	204	r-JR	San Antonio, Texas/Brandeis
12	Rocky Bonasorte	WR	6-5	192	r-SO	Tallahassee, Fla./Tallahassee CC
10	Calvin Brewton	DB	6-0	178	FR	Miami, Fla./Miami Central
42	Lamarcus Brutus	DB	6-0	208	r-SR	Port St. Lucie, Fla./Treasure Coast
95	Keith Bryant	DT	6-2	304	r-SO	Delray Beach, Fla./Atlantic
40	Ken Burnham	LS/LB	6-1	209	r-FR	Lithia, Fla./Newsome
6	George Campbell	WR	6-3	197	FR	Clearwater, Fla./East Lake
21	Chris Casher	DE	6-4	249	r-JR	Mobile, Ala./Davidson
90	Demarcus Christmas	DT	6-3	302	r-FR	Bradenton, Fla./Manatee
21	Lucas Clark	QB	6-1	198	r-JR	Fort Walton Beach, Fla./Choctawhatchee
4	Dalvin Cook	RB	6-0	203	SO	Miami, Fla./Miami Central
19	Troy Cook	QB	6-2	207	r-SO	Miami, Fla./Southridge
31	Tres Copeland	DB	5-11	178	r-SO	Madison, Fla./Aucilla Christian/Tallahassee CC
16	J.J. Cosentino	QB	6-4	237	r-FR	Pittsburgh, Pa./Central Catholic
96	Brian Crews	P	6-0	158	r-FR	Tallahassee, Fla./Lincoln
20	Alfredo Davis	DB	6-3	203	r-SO	Miami, Fla./Palmetto
35	Reginald Dixon, Jr.	DB	5-10	197	r-JR	Tallahassee, Fla./Godby
54	Alec Eberle	OL	6-5	294	r-FR	Mechanicsville, Va./Atlee
14	Javien Elliott	DB	5-11	176	r-SR	Panama City, Fla./Rutherford
41	Lorenzo Featherston	DE	6-7	229	SO	Greensboro, N.C./Page
31	Ryan Feely	K	6-0	161	r-FR	Tallahassee, Fla./Leon
11	John Franklin III	QB	6-0	183	r-SO	Plantation, Fla./South Plantation
62	Ethan Frith	OL	6-7	299	FR	Summit, Miss./North Pike
47	Stephen Gabbard	LS	6-3	217	SO	Tallahassee, Fla./Godby
7	Ryan Green	DB	5-10	198	JR	St. Petersburg, Fla./St. Petersburg Catholic
18	Christian Griffith	WR	6-6	212	r-SR	Palm Beach, Fla./The King's Academy
13	Ja'Vonn Harrison	WR	6-2	199	SO	Lakeland, Fla./Kathleen
89	Gilbert Henric	WR	6-0	195	FR	Miami, Fla./Miami Dade College
73	Joe Hernandez	LB	6-0	213	r-JR	Miami Beach, Fla./Miami Beach
49	Jonathan Hernandez	P	6-4	218	r-SO	Bradenton, Fla./Manatee
59	Ryan Hoefeld	OL	6-3	293	r-SO	New Orleans, La./Brother Martin
18	Ro'Derrick Hoskins	LB	6-2	234	r-SO	Orlando, Fla./Evans
1	Tyler Hunter	DB	5-11	204	r-SR	Valdosta, Ga./Lowndes County
38	Chet Iwuagwu	WR	5-10	182	r-FR	Tallahassee, Fla./John Paul II Catholic
81	Ryan Izzo	TE	6-6	243	r-FR	Highland Lakes, N.J./Pope John XXIII
87	Jared Jackson	WR	6-3	190	r-SO	Monticello, Fla./Aucilla Christian
28	Malique Jackson	DB	6-1	171	SO	Jesup, Ga./Wayne County
3	Derwin James	DB	6-2	212	FR	Haines City, Fla./Haines City
14	De'Andre Johnson	QB	6-0	177	FR	Jacksonville, Fla./First Coast
77	Roderick Johnson	OL	6-7	312	SO	Florissant, Mo./Hazelwood Central
55	Fredrick Jones	DT	6-2	311	r-FR	Miami, Fla./Miami Central
84	Isaiah Jones	WR	6-4	194	r-SO	Milton, Fla./Milton
74	Derrick Kelly	OL	6-5	310	r-FR	Havana, Fla./East Gadsden
69	Barrett Kernon	LS	6-4	256	r-SR	Ormond Beach, Fla./Seabreeze

No	Name	Pos	Ht.	Wt	Cl	Hometown/HS/Previous School
85	Jeremy Kerr	TE	6-5	261	r-SO	St. Petersburg, Fla./St. Petersburg
82	Bryan LaCivita	WR	6-1	183	r-SO	Gainesville, Fla./St. Francis Catholic
1	Ermon Lane	WR	6-3	205	SO	Homestead, Fla./Homestead Senior
99	Nile Lawrence-Stampel	DT	6-1	323	r-SR	Fort Lauderdale, Fla./Nova
98	Rick Leonard	DE	6-7	273	SO	Middletown, Md./Middletown
20	Bobby Lyons	DB	6-0	186	r-FR	Orlando, Fla./Ocoee
22	Tyrell Lyons	DB	6-0	219	r-SO	Jacksonville, Fla./First Coast
10	Sean Maguire	QB	6-3	224	r-JR	Sparta, N.J./Seton Hall Prep
20	Trey Marshall	DB	6-0	203	SO	Lake City, Fla./Columbia
57	Corey Martinez	OL	6-5	293	r-FR	Tampa, Fla./Tampa Catholic
55	Chad Mavety	OL	6-5	327	r-JR	Sparta, N.J./Nassau CC
11	Derrick Mitchell, Jr.	DT	6-4	307	r-SR	Jacksonville, Fla./First Coast
86	Justin Motlow	WR	5-11	181	r-FR	Tampa, Fla./Tampa Catholic
49	Brandyn Musgrave	RB/TE	6-0	228	r-SR	Port St. Lucie, Fla./Treasure Coast
4	Giorgio Newberry	DT	6-6	289	r-SR	Fort Pierce, Fla./Fort Pierce Central
91	Derrick Nnadi	DT	6-2	304	SO	Virginia Beach, Va./Ocean Lakes
5	Reggie Northrup	LB	6-1	226	SR	Jacksonville, Fla./First Coast
9	Jacques Patrick	RB	6-1	232	FR	Orlando, Fla./Timber Creek
40	Nick Patti	LB	6-1	222	r-FR	Fairhope, Ala./Fairhope
7	Mario Pender	RB	5-10	204	r-JR	Cape Coral, Fla./Island Coast
53	Joshua Peters	OL	6-3	299	r-FR	Orlando, Fla./First Academy
56	Novisa Petrusich	LB	6-0	224	r-SO	St. Petersburg, Fla./Admiral Farragut
5	Da'Vante Phillips	WR	6-1	203	FR	Miami, Fla./Miami Central
33	Colton Plante	RB	6-2	231	FR	Orlando, Fla./First Academy
16	Jacob Pugh	LB	6-4	247	SO	Tallahassee, Fla./Godby
45	Delvin Purifoy	LB	6-2	254	r-FR	Cantonment, Fla./Pensacola Catholic
8	Jalen Ramsey	DB	6-1	201	JR	Smyrna, Tenn./Brentwood Academy
71	Brock Ruble	OL	6-8	313	r-FR	La Plata, Md./DeMatha Catholic
15	Travis Rudolph	WR	6-2	187	SO	West Palm Beach, Fla./Cardinal Newman
88	Mavin Saunders	TE	6-6	258	r-FR	Bimini, Bahamas/The Kinkaid School (Texas)
79	Sean Scott	DB	6-0	213	SR	Orlando, Fla./Southern Mississippi
92	Justin Shanks	DT	6-2	325	r-JR	Prattville, Ala./Prattville
92	Isaiah Smallwood	DE	6-2	201	r-FR	Dover, Fla./Strawberry Coast
37	Keelin Smith	DB	6-3	188	r-SR	Fort Pierce, Fla./Treasure Coast
24	Terrance Smith	LB	6-4	231	r-SR	Decatur, Ga./Southwest DeKalb
23	Freddie Stevenson	FB	6-1	244	JR	Bartow, Fla./Bartow
9	Josh Sweat	DE	6-5	226	FR	Chesapeake, Va./Oscar Smith
6	Matthew Thomas	LB	6-3	224	r-SO	Miami, Fla./Booker T. Washington
67	Adam Torres	DT	6-4	279	r-FR	Lake Mary, Fla./Lake Mary
91	Anthony Valdes	DE	6-1	233	r-JR	Royal Palm Beach, Fla./Royal Palm Beach
27	Osner Valmeus	DB	5-10	156	r-FR	Fort Lauderdale, Fla./Boyd Anderson
22	Johnathan Vickers	RB	6-1	215	SO	Quincy, Fla./North Florida Christian
44	DeMarcus Walker	DE	6-3	277	JR	Jacksonville, Fla./Sandalwood
66	Keith Weeks	OL	6-4	301	r-JR	Valrico, Fla./Newsome
27	Marquez White	CB	6-0	179	JR	Dothan, Ala./Northview
8	Kermit Whitfield	WR	5-7	183	JR	Orlando, Fla./Jones
12	Arthur Williams	DT	6-5	321	r-FR	Fayetteville, N.C./E.E. Smith
32	Steven Williams	RB	5-10	162	r-JR	Naples, Fla./Tallahassee CC
3	Jesus Wilson	WR	5-9	181	JR	Miami, Fla./Christopher Columbus
46	Jayon Young	TE	6-1	236	r-JR	Coral Springs, Fla./J.P. Taravella



2015 FLORIDA STATE SPRING NUMERICAL ROSTER

No	Name	Pos	Ht.	Wt	Cl	Hometown/HS/Previous School
1	Tyler Hunter	DB	5-11	204	r-SR	Valdosta, Ga./Lowndes County
1	Ermon Lane	WR	6-3	205	SO	Homestead, Fla./Homestead Senior
3	Derwin James	DB	6-2	212	FR	Haines City, Fla./Haines City
3	Jesus Wilson	WR	5-9	181	JR	Miami, Fla./Christopher Columbus
4	Dalvin Cook	RB	6-0	203	SO	Miami, Fla./Miami Central
4	Giorgio Newberry	DT	6-6	289	r-SR	Fort Pierce, Fla./Fort Pierce Central
5	Reggie Northrup	LB	6-1	226	SR	Jacksonville, Fla./First Coast
5	Da'Vante Phillips	WR	6-1	203	FR	Miami, Fla./Miami Central
6	George Campbell	WR	6-3	197	FR	Clearwater, Fla./East Lake
6	Matthew Thomas	LB	6-3	224	r-SO	Miami, Fla./Booker T. Washington
7	Ryan Green	DB	5-10	198	JR	St. Petersburg, Fla./St. Petersburg Catholic
7	Mario Pender	RB	5-10	204	r-JR	Cape Coral, Fla./Island Coast
8	Jalen Ramsey	DB	6-1	201	JR	Smyrna, Tenn./Brentwood Academy
8	Kermit Whitfield	WR	5-7	183	JR	Orlando, Fla./Jones
9	Jacques Patrick	RB	6-1	232	FR	Orlando, Fla./Timber Creek
9	Josh Sweat	DE	6-5	226	FR	Chesapeake, Va./Oscar Smith
10	Calvin Brewton	DB	6-0	178	FR	Miami, Fla./Miami Central
10	Sean Maguire	QB	6-3	224	r-JR	Sparta, N.J./Seton Hall Prep
11	John Franklin III	QB	6-0	183	r-SO	Plantation, Fla./South Plantation
11	Derrick Mitchell, Jr.	DT	6-4	307	r-SR	Jacksonville, Fla./First Coast
12	Rocky Bonasorte	WR	6-5	192	r-SO	Tallahassee, Fla./Tallahassee CC
12	Arthur Williams	DT	6-5	321	r-FR	Fayetteville, N.C./E.E. Smith
13	Ja'Vonn Harrison	WR	6-2	199	SO	Lakeland, Fla./Kathleen
14	Javien Elliott	DB	5-11	176	r-SR	Panama City, Fla./Rutherford
14	De'Andre Johnson	QB	6-0	177	FR	Jacksonville, Fla./First Coast
15	Travis Rudolph	WR	6-2	187	SO	West Palm Beach, Fla./Cardinal Newman
16	J.J. Cosentino	QB	6-4	237	r-FR	Pittsburgh, Pa./Central Catholic
16	Jacob Pugh	LB	6-4	247	SO	Tallahassee, Fla./Godby
18	Christian Griffith	WR	6-6	212	r-SR	Palm Beach, Fla./The King's Academy
18	Ro'Derrick Hoskins	LB	6-2	234	r-SO	Orlando, Fla./Evans
19	Roberto Aguayo	K	6-1	204	r-JR	Mascotte, Fla./South Lake
19	Troy Cook	QB	6-2	207	r-SO	Miami, Fla./Southridge
20	Alfredo Davis	DB	6-3	203	r-SO	Miami, Fla./Palmetto
20	Bobby Lyons	DB	6-0	186	r-FR	Orlando, Fla./Ocoee
20	Trey Marshall	DB	6-0	203	SO	Lake City, Fla./Columbia
21	Chris Casher	DE	6-4	249	r-JR	Mobile, Ala./Davidson
21	Lucas Clark	QB	6-1	198	r-JR	Fort Walton Beach, Fla./Choctawhatchee
22	Tyrell Lyons	DB	6-0	219	r-SO	Jacksonville, Fla./First Coast
22	Johnathan Vickers	RB	6-1	215	SO	Quincy, Fla./North Florida Christian
23	Freddie Stevenson	FB	6-1	244	JR	Bartow, Fla./Bartow
24	Terrance Smith	LB	6-4	231	r-SR	Decatur, Ga./Southwest DeKalb
27	Marquez White	CB	6-0	179	JR	Dothan, Ala./Northview
28	Malique Jackson	DB	6-1	171	SO	Jesup, Ga./Wayne County
29	Nate Andrews	DB	5-11	204	JR	Fairhope, Ala./Fairhope
30	Colin Blake	DB	6-3	204	r-JR	San Antonio, Texas/Brandeis
31	Tres Copeland	DB	5-11	178	r-SO	Madison, Fla./Aucilla Christian/Tallahassee CC
31	Ryan Feely	K	6-0	161	r-FR	Tallahassee, Fla./Leon
32	Steven Williams	RB	5-10	162	r-JR	Naples, Fla./Tallahassee CC
33	Colton Plante	RB	6-2	231	FR	Orlando, Fla./First Academy
35	Reginald Dixon, Jr.	DB	5-10	197	r-JR	Tallahassee, Fla./Godby

No	Name	Pos	Ht.	Wt	Cl	Hometown/HS/Previous School
37	Keelin Smith	DB	6-3	188	r-SR	Fort Pierce, Fla./Treasure Coast
37	Osner Valmeus	DB	5-10	156	r-FR	Fort Lauderdale, Fla./Boyd Anderson
38	Cason Beatty	P	6-3	215	SR	Charlotte, N.C./Olympic
38	Chet Iwuagwu	WR	5-10	182	r-FR	Tallahassee, Fla./John Paul II Catholic
40	Ken Burnham	LS/LB	6-1	209	r-FR	Lithia, Fla./Newsome
40	Nick Patti	LB	6-1	222	r-FR	Fairhope, Ala./Fairhope
41	Lorenzo Featherston	DE	6-7	229	SO	Greensboro, N.C./Page
42	Lamarcus Brutus	DB	6-0	208	r-SR	Port St. Lucie, Fla./Treasure Coast
44	DeMarcus Walker	DE	6-3	277	JR	Jacksonville, Fla./Sandalwood
45	Delvin Purifoy	LB	6-2	254	r-FR	Cantonment, Fla./Pensacola Catholic
46	Jayon Young	TE	6-1	236	r-JR	Coral Springs, Fla./J.P. Taravella
47	Stephen Gabbard	LS	6-3	217	SO	Tallahassee, Fla./Godby
49	Jonathan Hernandez	P	6-4	218	r-SO	Bradenton, Fla./Manatee
49	Brandyn Musgrave	RB/TE	6-0	228	r-SR	Port St. Lucie, Fla./Treasure Coast
53	Joshua Peters	OL	6-3	299	r-FR	Orlando, Fla./First Academy
54	Alec Eberle	OL	6-5	294	r-FR	Mechanicsville, Va./Atlee
55	Fredrick Jones	DT	6-2	311	r-FR	Miami, Fla./Miami Central
55	Chad Mavety	OL	6-5	327	r-JR	Sparta, N.J./Nassau CC
56	Novisa Petrusich	LB	6-0	224	r-SO	St. Petersburg, Fla./Admiral Farragut
57	Corey Martinez	OL	6-5	293	r-FR	Tampa, Fla./Tampa Catholic
59	Ryan Hoefeld	OL	6-3	293	r-SO	New Orleans, La./Brother Martin
62	Ethan Frith	OL	6-7	299	FR	Summit, Miss./North Pike
66	Keith Weeks	OL	6-4	301	r-JR	Valrico, Fla./Newsome
67	Adam Torres	DT	6-4	279	r-FR	Lake Mary, Fla./Lake Mary
69	Barrett Kernon	LS	6-4	256	r-SR	Ormond Beach, Fla./Seabreeze
71	Brock Ruble	OL	6-8	313	r-FR	La Plata, Md./DeMatha Catholic
72	Kareem Are	OL	6-6	330	r-JR	Floral Park, N.Y./Sewanhaka/Fort Scott CC
73	Joe Hernandez	LB	6-0	213	r-JR	Miami Beach, Fla./Miami Beach
74	Derrick Kelly	OL	6-5	310	r-FR	Havana, Fla./East Gadsden
76	Marcel Benalcazar	OL	6-6	314	r-SO	Miramar, Fla./Archbishop McCarthy
77	Roderick Johnson	OL	6-7	312	SO	Florissant, Mo./Hazelwood Central
78	Wilson Bell	OL	6-4	318	r-SO	Mobile, Ala./Blount
79	Sean Scott	DB	6-0	213	SR	Orlando, Fla./Southern Mississippi
81	Ryan Izzo	TE	6-6	243	r-FR	Highland Lakes, N.J./Pope John XXIII
82	Bryan LaCivita	WR	6-1	183	r-SO	Gainesville, Fla./St. Francis Catholic
84	Isaiah Jones	WR	6-4	194	r-SO	Milton, Fla./Milton
85	Jeremy Kerr	TE	6-5	261	r-SO	St. Petersburg, Fla./St. Petersburg
86	Justin Motlow	WR	5-11	181	r-FR	Tampa, Fla./Tampa Catholic
87	Jared Jackson	WR	6-3	190	r-SO	Monticello, Fla./Aucilla Christian
88	Mavin Saunders	TE	6-6	258	r-FR	Bimini, Bahamas/The Kinkaid School (Texas)
89	Gilbert Henric	WR	6-0	195	FR	Miami, Fla./Miami Dade College
90	Demarcus Christmas	DT	6-3	302	r-FR	Bradenton, Fla./Manatee
91	Derrick Nnadi	DT	6-2	304	SO	Virginia Beach, Va./Ocean Lakes
91	Anthony Valdes	DE	6-1	233	r-JR	Royal Palm Beach, Fla./Royal Palm Beach
92	Justin Shanks	DT	6-2	325	r-JR	Prattville, Ala./Prattville
92	Isaiah Smallwood	DE	6-2	201	r-FR	Dover, Fla./Strawberry Coast
95	Keith Bryant	DT	6-2	304	r-SO	Delray Beach, Fla./Atlantic
96	Brian Crews	P	6-0	158	r-FR	Tallahassee, Fla./Lincoln
98	Rick Leonard	DE	6-7	273	SO	Middletown, Md./Middletown
99	Nile Lawrence-Stample	DT	6-1	323	r-SR	Fort Lauderdale, Fla./Nova





It didn't take long for Florida State head coach Jimbo Fisher to restore the Seminoles back to the top of the college football world. The sixth-year head coach followed up an undefeated national championship

season in 2013 with another outstanding season in 2014, leading FSU to the first-ever College Football Playoff Semifinals at the Rose Bowl and capturing the Noles' third consecutive Atlantic Coast Conference Championship.

Fisher guided Florida State to a 13-1 record in 2014 and completed a stretch where the Seminoles won 29 consecutive games – the most in ACC and FSU history. He has taken FSU to five straight bowl games and won four, including victories at the 2014 BCS National Championship and the 2013 Orange Bowl. Overall, Fisher has compiled 58 wins and his .841 winning percentage is by far the best in ACC history.

Fisher came to Florida State as offensive coordinator in 2007 and was promoted to head coach in 2010. He quickly found success at the helm of the Seminoles winning 10 games in two of his first three years and capturing a perfect 3-0 bowl record before the historic 2013 campaign that saw the Seminoles set the national record for points in a season (723), while leading the nation in scoring defense (12.1).

Along the way, FSU had 17 All-ACC selections, six All-America honorees, and had players capture the Lou Groza Award, Rimington Trophy, Davey O'Brien Quarterback Award and the Heisman Trophy. The 2013 season culminated with Florida State completing an 18-point comeback to defeat Auburn, 34-31, in the national championship game at the Rose Bowl.

The Seminoles became the sixth team ever to win 14 games and the first ACC team to accomplish the feat. Fisher was named AFCA Regional Coach of the Year for Region 1 in 2013 and was a finalist for the Eddie Robinson Coach of the Year and the Bobby Bowden Coach of the Year awards.

Florida State continued that success in 2014, winning its first 13 games before falling to Oregon in the Rose Bowl. FSU had 17 players capture All-ACC honors for a second straight season, while senior Nick O'Leary won the John Mackey Award given to the nation's best tight end. O'Leary joined senior right guard Tre' Jackson, redshirt sophomore kicker Roberto Aguayo, redshirt senior offensive lineman Cameron Erving and sophomore safety Jalen Ramsey as First Team All-Americans. Fisher was a finalist for the Eddie Robinson and Paul Bear Bryant Coach of the Year awards again.

Known for his success in developing quarterbacks, Fisher has tutored two first-round NFL draft picks at the position at FSU – current Oakland Raider Christian Ponder (12th overall pick, 2011) and current Buffalo Bill EJ Manuel (16th overall, 2013) – and guided Seminoles signal caller Jameis Winston to one of the greatest seasons ever by a collegiate quarterback in 2013. Winston became the youngest player ever to win the Heisman Trophy, while collecting several oth-

HEAD COACH JIMBO FISHER | 6TH SEASON



er awards in addition to consensus All-America honors. In 2014, Winston led the ACC in nearly every passing category and was an All-ACC First Team selection for a second straight year.

Overall, Fisher has seen 25 Seminoles get drafted into the NFL in his first four seasons, including a Florida State two-year record 18 combined in 2013-14 which is tied for the most draftees during that period. Wide receiver Kelvin Benjamin (28th pick) became the fifth Nole drafted in the first round under Fisher.

A native of Clarksburg, W.Va., Fisher graduated from Salem College (W.Va.) in 1989. Throughout his 27-year collegiate coaching career, Fisher was an offensive coordinator or quarterbacks coach at Samford, Auburn, Cincinnati and LSU before coming to the Seminoles.

He and his wife Candi have two sons, Trey and Ethan.

Candi – Fisher's wife of over 21 years – serves as chairwoman of Kidz1stFund, a national fund created by the Fishers in 2011 to raise awareness and research funds to find a cure for Fanconi anemia, a very rare blood disease that affects many including their youngest son Ethan. Kidz1stFund has already donated \$2.8 million towards FA research thanks to a family of supporters.

THE FISHER FILE

Coaching Experience: 27th Season, 9th at Florida State (6th as Head Coach)

Hometown: Clarksburg, W.Va.

College: Salem (W.Va.) '89

Family: wife, Candi; sons Trey (13) and Ethan (9).

COACHING LEDGER

Year	School	Position	W-L-T	Postseason
1988	Samford	SA/QB	5-6	
1989	Samford	SA/QB	4-7	
1990	Samford	GA/QB	6-4-1	
1991	Samford	OC/QB	12-2	NCAA I-AA
1992	Samford	OC/QB	9-3	NCAA I-AA
1993	Auburn	QB	11-0	
1994	Auburn	QB	9-1-1	
1995	Auburn	QB	8-4	Outback
1996	Auburn	QB	8-4	Independence
1997	Auburn	QB	10-3	Peach
1998	Auburn	QB	3-8	
1999	Cincinnati	OC/QB	3-8	
2000	LSU	OC/QB	8-4	Peach
2001	LSU	OC/QB	10-3	Sugar
2002	LSU	OC/QB	8-5	Cotton
2003	LSU	OC/QB	13-1	Sugar
2004	LSU	OC/QB	9-3	Capital One
2005	LSU	OC/QB	11-2	Peach
2006	LSU	OC/QB	11-2	Sugar
2007	Florida State	OC/QB	7-6	Music City
2008	Florida State	OC/QB	9-4	Champs Sports
2009	Florida State	OC/QB	7-6	Gator
2010	Florida State	HC	10-4	Chick-fil-A
2011	Florida State	HC	9-4	Champs Sports
2012*	Florida State	HC	12-2	Orange Bowl
2013*	Florida State	HC	14-0	BCS Champ
2014*	Florida State	HC	13-1	Rose Bowl
Total	22 yrs	Asst	181-86-2	
	5 yrs	HC	58-11	

*ACC Champions

Bold – BCS National Championship winner



COACHING STAFF



CHARLES KELLY
DEFENSIVE COORDINATOR/
DEFENSIVE BACKS



LAWRENCE DAWSEY
CO-OFFENSIVE COORDINATOR/
WIDE RECEIVERS



RANDY SANDERS
CO-OFFENSIVE COORDINATOR/
QUARTERBACKS



ODELL HAGGINS
ASSOCIATE HEAD COACH/
DEFENSIVE TACKLES



RICK TRICKETT
ASSISTANT HEAD COACH/
OFFENSIVE LINE



JAY GRAHAM
SPECIAL TEAMS COORDINATOR/
RUNNING BACKS



TIM BREWSTER
RECRUITING COORDINATOR/
TIGHT ENDS



BRAD LAWING
DEFENSIVE ENDS/
OUTSIDE LINEBACKERS



BILL MILLER
LINEBACKERS



VIC VILORIA
STRENGTH &
CONDITIONING

FLORIDA STATE'S THREE-YEAR RUN: UNPARALLELED SUCCESS

SINCE 2012, FLORIDA STATE HAS...


- The most wins in the nation (39).
- Won 93 percent of its games (39-3 record).
- Collected three consecutive ACC Championships
- Captured the 2013 National Championship
- Won the 2012 Orange Bowl Championship
- Advanced to first-ever College Football Playoff at the Rose Bowl in 2014
- Produced SEVEN consensus All-Americans (DE Bjoern Werner, QB Jameis Winston, DB Lamarcus Joyner, C Bryan Stork, PK Roberto Aguayo, OG Tre' Jackson, TE Nick O'Leary)
- Grabbed the Heisman Trophy (2013), Davey O'Brien Award (2013), Lou Groza Award (2013), Rimington Trophy (2013), Mackey Award (2014)
- Nabbed 22 All-ACC First Team selections
- Had 26 overall All-America honorees (earning honorable mention or above from at least one major organization).

THE 29-GAME WIN STREAK

- The Seminoles won an incredible 29 straight games during the 2012, 2013 and 2014 seasons.
- The streak began with FSU's 21-15 win over Georgia Tech in the ACC Championship Game on Dec. 1, 2012, and ended with the Noles' loss to Oregon at the Rose Bowl on Jan. 1, 2015.
- The 29-game win streak shattered the ACC and FSU records and was the second-longest streak this century and the second-longest streak over the last 20 years.
- FSU became just the 14th team in college football history to win 29 consecutive games.
- 16 current NFL players played in the streak and 18 players were drafted during the streak (with over 10 more likely to add to that number this May).
- Florida State scored 96 more touchdowns than its opponents during the streak, totaling 155 TDs, while allowing only 59.
- 10 First Team All-Americans and 29 Noles earned All-ACC accolades played during the streak.



RETURNING SEMINOLES



K - ROBERTO AGUAYO - 19

6-1 • 204 • R-JR
 Mascotte, Fla./South Lake
 ALL-AMERICA CANDIDATE
 LOU GROZA AWARD CANDIDATE

2014 HONORS

- ALL-ACC FIRST TEAM (MEDIA/COACHES)
- AFC A ALL-AMERICA FIRST TEAM
- ASSOCIATED PRESS ALL-AMERICA FIRST TEAM
- SPORTING NEWS ALL-AMERICA FIRST TEAM
- WALTER CAMP ALL-AMERICA FIRST TEAM
- SPORTS ILLUSTRATED ALL-AMERICA FIRST TEAM
- CBSSPORTS ALL-AMERICA FIRST TEAM
- USA TODAY ALL-AMERICA FIRST TEAM
- SBNATION.COM ALL-AMERICA FIRST TEAM
- SCOUT.COM ALL-AMERICA FIRST TEAM

2014: Solidified himself as one of the greatest kickers in college football history with another spectacular season...after winning the 2013 Lou Groza Award as the nation's top kicker, he was arguably better in 2014, capturing consensus All-America honors and All-ACC First Team accolades, while making 27 of 30 field goals and going a perfect 55 of 55 on extra points...his 90.0 field goal percentage ranked first in the country (minimum 20 made), while his 136 points ranked eighth in the country overall and second among kickers...led the ACC in kicker scoring and ranked second overall...made the second-most field goals of anybody in the country...his 9.7 points per game was tied for 13th nationally...was a finalist for the Lou Groza Award...matched his career-long field goal by hitting a 53-yarder at Miami in the 30-26 win...added field goals from 43 and 37 yards in addition to three extra points in a perfect performance against the Hurricanes...tied the FSU record by drilling five field goals (43, 40, 52, 42, 32) versus Wake Forest...scored a career-high 19 points against the Demon Deacons...made three field goals (33, 32, 28) in the 37-35 win over Georgia Tech in the ACC Championship Game...made three field goals against Oklahoma State and The Citadel...nailed a 50-yarder against Clemson...went 3 for 4 on field goals from 50 yards or more...made his first 14 field goal tries of the season - and had a streak of 23 dating back to last season...for his career, Aguayo has made 48 of 52 field goals at an FSU record 92.3 percent and all 149 of his extra points...his 293 points already rank him eighth in school history in scoring among all players.

AGUAYO'S CAREER STATS

YR.	G	FGM-FGA	LG	PATS	PTS
2013	14	21-22	53	94-94	157
2014	14	27-30	53	55-55	136
TOT	28	48-52	53	149-149	293

AGUAYO'S CAREER HIGHS

Field Goals	5, Wake Forest 2014
Longest Field Goal	53 (twice), last at Miami 2014
PAT	11, Idaho 2013
Kickoffs	10 (five times), last Wake Forest 2014
Touchbacks	7, at Wake Forest 2013
Points	19, Wake Forest 2014



DB - NATE ANDREWS - 29

5-11 • 204 • JR
 Fairhope, Ala./Fairhope

2014: Playmaking safety with a nose for the football made 13 starts and appeared in all 14 games...ranked third on the team with 93 tackles and his 66 solo stops led all Seminoles...also led the Seminoles in interceptions (3) for the second straight year...his two fumbles recovered were tops on the Noles as well...recorded 10 or more tackles five times, including a career-high 12 vs. Boston College...had 10 tackles - all solo stops - against Notre Dame...also recorded 10 stops vs. Clemson, Georgia Tech (ACC Championship) and Oregon (Rose Bowl)...scored FSU's first TD of the season on a 9-yard interception return against Oklahoma State in the opener...intercepted Heisman Trophy winner Marcus Mariota at the end of the second quarter of the Rose Bowl to set up an FSU field goal try...also had a pick to go along with six solo tackles at Syracuse.

ANDREWS' CAREER STATS

YR.	G	UA	A	TOT	TFL-YDS	PBU	FF	FR	INT	SACKS
2013	14	24	11	35	1.0-4	4	3	1	4	1.0-4
2014	14	66	27	93	0.5-2	5	1	2	3	0.0-0
TOT	28	90	38	128	1.5-6	9	4	3	7	1.0-4

ANDREWS' CAREER HIGHS

Tackles	12, Boston College 2014
Interceptions	2, at Wake Forest 2013



OL - KAREEM ARE - 72

6-6 • 330 • R-JR
 Floral Park, N.Y./Fort Scott (Kan.) CC

2014: Highly regarded offensive lineman who redshirted in 2014, but is expected to contend for a starting spot at either guard or tackle in 2015.



P - CASON BEATTY - 38

6-3 • 215 • SR
 Charlotte, N.C./Olympic
 RAY GUY AWARD CANDIDATE


2014: In his third year as the Seminoles' starting punter, Beatty had the best season of his career...averaged 41.0 yards per attempt on a career-best 48 attempts...22 of his punts were fair caught, and 15 more were downed inside of the 20...had seven punts go 50 yards or more...his career-high 67-yard punt came in a crucial spot in the contest against Virginia...came up huge in the overtime victory over Clemson, placing four of his eight punts inside the 20, including one that was downed at the Clemson 4-yard line...averaged 46.0 yards on two punts at Syracuse...averaged 42.2 yards on five punts against Notre Dame, including a 54-yarder with the game tied at the end of the third quarter...was outstanding at Louisville, placing three of his four punts inside the 20 and averaging 45.2 yards...kept FSU in the game early with back-to-back punts of 53 and 54 yards against the Cardinals in the first quarter...punted twice for an average of 49.0 yards against Boston College...had a crucial 43-yard punt downed at the Georgia Tech 3-yard line with three minutes remaining in the fourth quarter of the ACC Championship Game...none of his punts were blocked in 2014.

BEATTY'S CAREER STATS

YR.	G	PUNTS	YDS	AVG	LG	TB	FC	I-20	BLK
2012	14	47	1798	38.3	54	2	23	23	2
2013	14	42	1725	41.1	59	2	12	12	0
2014	14	48	1966	41.0	67	2	22	15	0
TOT	42	137	5489	40.1	67	6	57	50	2

BEATTY'S CAREER HIGHS

Punts	8, Clemson 2014
Yards	323, Clemson 2014
Average	53.0 (1-53), Nevada 2013
Long	67, Virginia 2014



OL - WILSON BELL - 78

6-4 • 318 • R-SO
 Mobile, Ala./Blount


2014: Reserve offensive lineman saw action in two games in 2014, logging time versus The Citadel and Wake Forest...valuable member of the scout team for two years who will be in the mix for a starting spot on the offensive line with the graduation of four seniors.



DB - COLIN BLAKE - 30

6-3 • 204 • R-JR
 San Antonio, Texas/Brandeis

2014: Sat out the 2014 season, while recovering from injury...will look to contribute to the defensive back rotation and on special teams in 2015.



DB - LAMARCUS BRUTUS - 42

6-0 • 208 • R-SR
 Port St. Lucie, Fla./Treasure Coast


2014: Fourth-year junior emerged as a productive reserve in the secondary, appearing in all 14 games...played as a safety in FSU's dime package...finished with 15 tackles, two interceptions and a pass breakup...his first career interception came in the second quarter off Florida's Treon Harris and led to an FSU TD for a 21-9 lead...picked off Georgia Tech's Justin Thomas in the fourth quarter with 3:22 to play in the ACC Championship Game...had multiple tackles against NC State, Notre Dame, Louisville, Virginia and Boston College.

BRUTUS' CAREER STATS

YR.	G	UA	A	TOT	TFL-YDS	PBU	FF	FR	INT	SACKS
2013	11	14	2	16	1.0-3	1	0	0	0	0.0-0
2014	14	7	8	15	0.0-0	1	0	0	2	0.0-0
TOT	25	21	10	31	1.0-3	2	0	0	2	0.0-0

BRUTUS' CAREER HIGHS

Tackles	6, Syracuse 2013
Tackles for Loss	1.0, at Florida 2013
Interceptions	1 (twice), last vs Georgia Tech 2014




DT - KEITH BRYANT - 78

6-2 • 304 • R-SO
 Delray Beach, Fla./Atlantic

2014: Reserve defensive tackle who played against The Citadel in 2014...valuable member of the scout team from 2013-14 who will look to break into the defensive line rotation in 2015.




RETURNING SEMINOLES



LB - RO'DERRICK HOSKINS - 18
6-2 • 234 • R-SO
Orlando, Fla./Evans

2014: Reserve linebacker who saw action in 13 games, mostly on special teams...finished the season with nine tackles...had a season-best four stops against The Citadel...added three tackles versus Wake Forest...had one solo stop against Oklahoma State in the season-opener and one tackle versus Virginia.



DB - TYLER HUNTER - 1
5-11 • 204 • R-SR
Valdosta, Ga./Lowndes County

2014: Rebounded from a career-threatening neck injury suffered early in the 2013 season to start all 14 games in 2014...team leader who was considered the quarterback of the defense from his strong safety position...totaled 65 tackles – sixth-most on the Seminoles...ranked third on the team with seven pass breakups...added 2.5 tackles for loss, one fumble recovery and one interception...set single-game high with 10 tackles at NC State...had six solo stops versus Notre Dame...his interception at Syracuse ended the Orange's final drive...recovered Clive Walford's fumble on the Hurricane's first play from scrimmage during FSU win at Miami...made multiple tackles in 13 games...opened the season with six stops against Oklahoma State...made five tackles versus Clemson, Wake Forest, Louisville and Miami...capped the season by making five tackles against Oregon in the Rose Bowl.

HUNTER'S CAREER STATS

DEFENSE

YR.	G	UA	A	TOT	TFL-YDS	PBU	FF	FR	INT	SACKS
2011	11	1	2	3	0.0-0	0	0	0	0	0.0-0
2012	14	19	7	26	0.0-0	2	0	0	3	0.0-0
2013	3	7	1	8	0.0-0	2	0	0	1	0.0-0
2014	14	48	17	65	2.5-10	7	0	1	1	1.0-9
TOT	42	75	27	102	2.5-10	11	0	1	5	1.0-9

PUNT RETURNS


YR.	G	RET	YDS	AVG	TD	LG	AVG/G
2012	14	8	126	15.8	1	75	9.0

HUNTER'S CAREER HIGHS DEFENSE

Tackles	10, at NC State 2014
Interceptions	2, at Virginia Tech 2012
Tackles for Loss	1.0 (twice), last Boston College 2014
Sacks	1.0, Virginia 2014
Fumbles Forced	1, at Miami 2014


HUNTER'S CAREER HIGH PUNT RETURNS

Returns	5, Duke 2012
Yards	122, Duke 2012
Longest Return	75, Duke 2012
TD	1, Duke 2012
Longest TD	75, Duke 2012




TE - RYAN IZZO - 81
6-6 • 243 • R-FR
Highland Lakes, N.J./Pope John XXIII

2014: Expected to compete for first team reps at tight end following a redshirt season in 2014.



DB - MALIQUE JACKSON - 28
6-1 • 171 • SO
Jesup, Ga./Wayne County

2014: Reserve defensive back and special teams contributor who appeared in three games in 2014...saw action at cornerback on the scout team.




OL - RODERICK JOHNSON - 77
6-7 • 312 • SO
Florissant, Mo./Hazelwood Central

2014 HONORS

USA TODAY FRESHMAN ALL-AMERICA TEAM
ATHLON SPORTS ALL-FRESHMAN TEAM
COLLEGE FOOTBALL NEWS ALL-FRESHMAN SECOND TEAM
CAMPUS INSIDERS ALL-FRESHMAN SECOND TEAM

2014: True freshman left tackle who started the final five games of the 2014 season and was a dominant presence on the Seminoles' offensive line...appeared in eight overall contests and graded out to an average of 82.2 in his five starts – on par with FSU All-American offensive linemen Cameron Erving and Tre' Jackson...captured Freshman All-America honors from USA Today, Athlon Sports, College Football News and Campus Insiders...the Seminoles had two of its highest total offensive outputs in the ACC Championship Game (488) and the Rose Bowl (528) – both started by Johnson...helped pave the way for Dalvin Cook to rush for over 100 yards in final three games and protected the blindside of Jameis Winston, who had three 300-yard passing games in his starts...expected to be a mainstay at left tackle for years to come.




DT - FRED JONES - 55
6-2 • 311 • R-FR
Miami, Fla./Miami Central

2014: Saw action on the scout team during redshirt season...is expected to compete for playing time this spring.



OL - DERRICK KELLY - 74
6-5 • 310 • R-FR
Havana, Fla./East Gadsden

2014: Saw action on the scout team during redshirt season...is expected to compete for playing time this spring.



TE - JEREMY KERR - 85
6-5 • 261 • R-SO
St. Petersburg, Fla./St. Petersburg

2014: Appeared in all 14 games as a reserve tight end and as a special teams contributor...a physically imposing athlete who has been a dominant blocker...has the most experience of any tight end on the roster and will push for first team reps this spring...received the Offensive Scout Award at the end-of-year banquet.



WR - ERMON LANE - 1
6-3 • 205 • SO
Homestead, Fla./Homestead Senior

2014: Showed flashes of what made him one of the top wide receiver prospects in the 2014 class while playing in all 14 games with two starts at Louisville and against Boston College...totaled 13 receptions for 267 yards for a team-leading 20.5 yards per catch average...was arguably FSU's best blocker at the receiver position...his 47-yard touchdown at Louisville gave FSU its first lead of the game and was one of the most spectacular catches of the season as he caught the ball between three defenders before breaking several tackles en route to the score...he finished with two receptions for 58 yards against the Cardinals...had two receptions for 70 yards, including a 59-yard catch-and-run versus Wake Forest...had two receptions for 53 yards against Virginia...capped season with two receptions for 22 yards against Oregon in the Rose Bowl.

LANE'S CAREER STATS

RECEIVING

YR.	G	REC	YDS	AVG	TD	LG	AVG/G
2014	14	13	267	20.5	1	59	19.1

LANE'S CAREER HIGHS

Receptions	3, The Citadel 2014
Yards	70, Wake Forest 2014
Longest Catch	59, Wake Forest 2014
TD	1, at Louisville 2014
Longest TD Catch	47, at Louisville 2014



DT - NILE LAWRENCE-STAMPLE - 99
6-1 • 323 • R-SR
Fort Lauderdale, Fla./Nova

2014: Began season as starting nose tackle before suffering a pectoral muscle injury against Clemson...finished the game against the Tigers...was expected to be done for the season with the injury, but returned to practice in the weeks leading up to the Rose Bowl...played several series against Oregon, recording one tackle and blocking an extra point in the third quarter...appeared in four games with two starts...finished with 10 tackles, including a half-tackle for loss versus Clemson.

LAWRENCE-STAMPLE'S CAREER STATS

YR.	G	UA	A	TOT	TFL-YDS	PBU	FF	FR	INT	SACKS
2012	8	4	6	10	1.0-2	0	0	0	0	0.0-0
2013	13	8	7	15	1.5-2	0	0	0	0	0.0-0
2014	4	4	6	10	0.5-0	0	0	0	0	0.0-0
TOT	25	16	19	35	3.0-4	0	0	0	0	0.0-0

LAWRENCE-STAMPLE'S CAREER HIGHS

Tackles	4 (twice), last vs Oklahoma State 2014
Tackles for Loss	1.0, Maryland 2013




DE - RICK LEONARD - 98
6-7 • 273 • SO
Middletown, Md./Middletown

2014: Reserve defensive end who played in four games and made one tackle against The Citadel...also logged action against Wake Forest, at Louisville and versus Oregon in the Rose Bowl...expected to be in the mix for the defensive end rotation this spring.



RETURNING SEMINOLES



WR/PR - JESUS 'BOBO' WILSON - 3

5-9 • 181 • JR

Miami, Fla./Christopher Columbus

2014: Stepped up in his second year, making seven starts...ranked third on FSU in receptions (42) and touchdown catches (4) and fourth in receiving yards (527)... also returned kicks and punts last season...averaged 9.5 yards per punt return (2-19) and a team-best 22.8 yards per kick return (10-228)...had six receptions for 109 yards and two touchdowns at NC State...scores went for 32 yards and 15 yards against the Wolfpack...scored his first career touchdown on a 12-yard pass from Jameis Winston versus The Citadel...had five receptions for 72 yards against Oregon in the Rose Bowl...caught five balls for 46 yards against Virginia...tallied four receptions for 45 yards versus Notre Dame...had four receptions for 22 yards and a 7-yard touchdown at Syracuse in his first career start... made four catches for 40 yards versus Wake Forest...totaled four receptions for 56 yards, including a 36-yard catch versus Clemson.

WILSON'S CAREER STATS

RECEIVING

YR.	G	REC	YDS	AVG	TD	LG	AVG/G
2013	12	3	23	7.7	0	11	1.9
2014	13	42	527	12.5	4	39	40.5
TOT	25	45	550	12.2	4	39	22.0

KICKOFF RETURNS

YR.	G	RET	YDS	AVG	TD	LG	AVG/G
2013	12	1	27	27.0	0	27	2.3
2014	13	10	228	22.8	0	34	17.5
TOT	25	11	255	22.3	0	34	9.8

PUNT RETURNS

YR.	G	RET	YDS	AVG	TD	LG	AVG/G
2013	12	8	89	11.1	0	28	7.4
2014	13	2	19	9.5	0	13	1.5
TOT	25	10	108	11.9	0	28	4.3

WILSON'S CAREER HIGHS RECEIVING

Receptions	6, at NC State 2014
Yards	109, at NC State 2014
Longest Catch	39, at NC State 2014
TD	2, at NC State 2014
Longest TD Reception	32, at NC State 2014

WILSON'S CAREER HIGH PUNT RETURNS

Returns	3, vs Oregon 2015
Yards	55, vs Oregon 2015
Longest Return	28, Maryland 2013




EARLY ENROLLEES



DB - CALVIN BREWTON - 10
 6-0 • 178 • FR
 Miami, Fla./Miami Central

High School: Consensus four-star recruit and one of the nation's top defensive back recruits...rated the country's 14th-best safety and the No. 187 overall player in the nation by Scout...ranked the nation's No. 26 safety and No. 49 player in Florida by Rivals...rated the No. 29 safety and the 71st-best prospect in Florida by ESPN...rated the No. 39 safety and No. 75 player in Florida by 247Sports...played for Team Black in the U.S. Army All-American Game on Jan. 3...first Miami Central player to earn a U.S. Army All-American Game invitation...invited to "The Opening," an all-star prospect camp held on Nike's campus last summer...lockdown defensive back who had 15 tackles and an interception as a senior at Miami Central, leading the Rockets to a 14-1 record and their third consecutive 6A state championship...honorable mention All-State Class 6A honoree...picked FSU over offers from Notre Dame, Clemson and Georgia among others.



WR - GEORGE CAMPBELL - 6
 6-3 • 197 • FR
 Clearwater, Fla./East Lake

High School: Five-star recruit and the seventh-best player in the nation according to ESPN...held a four-star grade from 247Sports and was rated the nation's No. 4 wide receiver and the 35th-best player in the country...rated a five-star recruit and the No. 5 wide receiver and No. 26 player in the nation from Rivals...ranked the No. 6 wide receiver and the No. 34 overall prospect in the nation by Scout...ranked the No. 1 "athlete" in the country and the third-best prospect in Florida by ESPN...starred for Team Highlight in the Under Armour All-American Game on Jan. 2, totaling two receptions for 68 yards, including a 60-yard catch, to help his squad to a 46-6 victory...finished with 62 receptions for 880 yards and 12 touchdown receptions and led East Lake to the state playoffs as a senior...scored 18 touchdowns overall in 2014, adding three punt return scores, two kick return touchdowns and a rushing score...named to the 2014 American Family Insurance All-USA Football Second Team and the All-Florida Football First Team...2014 Florida All-State Class 7A First Team selection...selected Florida State over offers from Auburn, Florida, Georgia and Alabama among others.



OL - ETHAN FRITH - 62
 6-7 • 299 • FR
 Summit, Miss./North Pike

High School: Consensus three-star recruit by Rivals, 247Sports, ESPN and Scout from the 2014 class who deferred his enrollment a semester to recover from shoulder surgery...committed early after the Jimbo Fisher Camp in the summer of 2013...ranked the nation's No. 57 offensive tackle prospect and No. 16 player in Mississippi by 247Sports in the 2014 class...ranked the No. 48 offensive tackle and No. 22 player in Mississippi by ESPN...No. 88 offensive tackle by Scout...captain at North Pike and led team to the playoffs in 2013...played on South team in Mississippi's Bernard Blackwell All-Star Football Classic...selected to the Clarion-Ledger All-State Second Team...nabbed Region 7-4A All-Region Team honors...ranked No. 15 player in Mississippi in BulldogBlitz.com Preseason Mississippi Top 50 for 2014...chose FSU over Mississippi State and Louisiana-Lafayette.




DB - DERWIN JAMES
 6-2 • 212 • FR
 Haines City, Fla./Haines City

High School: Consensus top defensive back in the nation and a five-star recruit...committed to the Seminoles in 2012...rated the nation's No. 1 safety by ESPN, Rivals, 247Sports and Scout...ranked the No. 5 player in the country and Florida's top safety prospect by Rivals...rated the nation's No. 4 overall player and the second-best prospect in Florida by 247Sports...ranked the sixth-best player in the country by Scout and No. 8 in the ESPN300...starred at safety in the Under Armour All-American Game on Jan. 2 where he led Team Highlight to a 46-6 victory...had 94 tackles and four interceptions in eight games for Haines City High School in 2014...added 11 receptions for 181 yards and two scores on offense...captured 2014 American Family Insurance All-USA Football Second Team honors and All-Florida First Team accolades...2014 Florida All-State Class 7A First Team selection...selected Florida State over offers from Auburn, Clemson, Florida and Miami.



QB - DE'ANDRE JOHNSON - 14
 6-2 • 186 • FR
 Jacksonville, Fla./First Coast

High School: 2014 Florida Dairy Farmers Mr. Football and one of the most prolific quarterbacks in the nation...rated a four-star prospect and the nation's No. 7 dual-threat quarterback by ESPN...captured a four-star rating from Rivals and was rated the nation's No. 12 quarterback and the 35th-best player in Florida...grabbed a three-star ranking from 247Sports and was rated the nation's No. 13 quarterback and No. 46 prospect in Florida...nabbed a three-star ranking from Scout...passed for 3,710 yards and 47 touchdowns to go along with 398 yards and nine scores on the ground to lead First Coast High School to a 12-1 record and the Class 8A regional finals...earned Class 8A Player of the Year honors in addition to Mr. Football...four-year starter in high school who finished with 11,697 career passing yards, 131 career touchdown passes, 23 career rushing touchdowns, 1,091 career rushing yards and a career record of 46-5...completed 686 of 1,105 pass attempts for a 62 percent completion percentage for his prep career...played in the Under Armour All-American Game on Jan. 2 where he led Team Armour with 71 yards of total offense...8A All-State First Team selection in 2013 and 2014...committed to Florida State in 2012 and never wavered despite offers from Auburn, Clemson, Ohio State and Tennessee among others.



RB - JACQUES PATRICK - 9
 6-1 • 232 • FR
 Orlando, Fla./Timber Creek

High School: Five-star recruit and Rivals' No. 3 running back...tabbed a four-star recruit and the nation's No. 3 running back by ESPN...rated a four-star recruit and No. 4 running back in the nation and 10th best prospect in Florida by 247Sports...ranked the 14th-best player in Florida and No. 49 on the ESPN300...earned a four-star rating, the nation's seventh-best running back distinction and No. 61 overall player by Scout...put up huge numbers during his high school career, totaling 2,576 yards on 276 carries and 32 touchdowns en route to Florida Gatorade Player of the Year honors as a senior at Timber Creek this past fall...totaled 7,922 rushing yards and 103 touchdowns in his prep career...8A All-State First Team selection in 2013 and 2014...2014 American Family Insurance All-USA Football Second Team and All-Florida Football First Team...American Family Insurance Florida Offensive Player of the Year in 2014...played in Under Armour All-American Game on Jan. 2, rushing for 13 yards on four carries...picked FSU over offers from Ohio State, Texas A&M and Alabama among others.



WR - DA'VANTE PHILLIPS - 5
 6-1 • 203 • FR
 Miami, Fla./Miami Central

High School: Consensus four-star recruit...rated as the No. 6 wide receiver and No. 11 athlete from the state of Florida by ESPN and ranked as the nation's 44th-best overall player in the ESPN300...rated as the No. 10 wide receiver and No. 89 player in the country, as well as the No. 19 player from the state of Florida by Rivals...rated by 247Sports as the No. 16 WR and No. 21 athlete in Florida...rated as the No. 25 WR and No. 189 player in the nation by Scout...had 872 yards receiving and eight TDs as a junior in 2013...caught 48 passes for 748 yards and seven touchdowns as a senior...recorded 148 receptions for 2,406 yards and 29 receiving touchdowns in his high school career...had three catches for 47 yards in the 6A state championship game as the Rockets won their third consecutive state title...led Miami Central to a 37-27 win over Bothell (Washington) in the Burger King State Champions Bowl Series at Florida Atlantic University on Dec. 27 by totaling 11 catches for 120 yards and two second-half touchdowns...played in the Under Armour All-American Game on Jan. 2 and had three catches for 32 yards and a touchdown for Team Highlight...selected Florida State over offers from Florida, Miami, Clemson and Alabama.



DE - JOSH SWEAT - 9
 6-5 • 226 • FR
 Chesapeake, Va./Oscar Smith

High School: Consensus five-star defensive end, ranked No. 1 in the nation at his position by 247Sports and Scout...tabbed the country's fifth-best overall player by Scout, sixth-best by 247Sports, No. 11 by ESPN and No. 34 by Rivals... unanimous No. 1 prospect in Virginia...rated the second-best defensive end in the nation by Rivals and No. 3 by ESPN...only played in two games a senior before a season-ending injury... had 94 tackles, 31 tackles for loss and 22 sacks as a junior at Oscar Smith in 2013...was named to the Under Armour All-American Game on Jan. 2, but did not play...picked Florida State over Virginia Tech, Georgia, Oregon and Ohio State.



INCOMING ATHLETES

OL - ABDUL BELLO

6-6 • 300 • FR

Uyo, Nigeria/Montverde Academy (Montverde, Fla.)

Former boxer who emigrated from Uyo, Nigeria in order to play big-time college football and developed into one of the nation's most sought-after offensive line recruits...consensus four-star prospect who is ranked the nation's fourth-best offensive tackle recruit by ESPN and Scout and No. 5 by 247Sports...rated the 15th-best player in Florida and the No. 55 overall recruit in the nation by ESPN...tabbed the No. 12 player in Florida and No. 76 overall by 247Sports...rated the No. 58 overall player in the country by Scout...tabbed the nation's No. 29 tackle prospect by Rivals...competed in the Under Armour All-American Game, helping lead Team Highlight to a victory...considered a raw prospect with the size and athleticism to develop into a star offensive tackle...was discovered at a beginner's football camp in Nigeria in June 2013 by former Maryland linebacker Ricardo Dickerson and moved to Montverde Academy for his junior year of high school...played just six games as a junior in 2013 - his first year ever playing football, but quickly started receiving scholarship offers...ranked No. 4 in Central Florida Super60 before the 2014 season...captured 2014 Class 3A All-State First Team honors as a senior...learned about football from watching movies, such as Remember the Titans...picked FSU in July 2014 over several offers, including Florida and Alabama.

QB - DEONDRÉ FRANCOIS

6-2 • 191 • FR

Orlando, Fla./IMG Academy (Bradenton, Fla.)

The nation's No. 1 dual threat quarterback according to Rivals, he committed to Florida State in July...consensus four-star prospect who stood out as the best quarterback in the Under Armour All-American Game in January, completing 4-of-4 passes for 103 yards and a touchdown while leading Team Highlight to victory...connected with fellow Seminole signee George Campbell on a 60-yard catch in addition to a 34-yard touchdown pass in the UA Game...rated Florida's No. 14 player and the nation's 39th-best prospect by Rivals...ranked the No. 3 dual-threat QB in that nation by ESPN, the 10th-best player in Florida and the 42nd-best overall prospect in the nation...ranked the No. 7 pro-style quarterback in the country by 247Sports and the 10th-best quarterback by Scout...led IMG Academy in Bradenton, Fla., to a 9-1 record as a senior in 2014 after starring at Olympia High School in Orlando the previous two seasons...passed for 1,488 yards and 18 touchdowns and did not have a turnover after the season-opener...also did not lose a game after the season-opener...added 263 yards and two scores on the ground...coached by former FSU legend and 2000 Heisman Trophy winner Chris Weinke at IMG...captured All-Area honorable mention honors from the Bradenton Herald...passed for 3,162 yards and 28 touchdowns while completing 54 percent of his passes over two seasons at Olympia (2012-2013)...participated in the Elite 11 Finals, a quarterback camp in Oregon...invited to "The Opening," an all-star summer prospect camp held on the Nike campus...picked FSU over Florida and Auburn among several scholarship offers.

LB - SH'MAR KILBY-LANE

6-2 • 220 • FR

Hallandale Beach, Fla./Hallandale

Versatile linebacker prospect who collected a four-star ranking from 247Sports and Scout and played in the U.S. Army All-American Game...rated the No. 1 middle linebacker prospect in Florida, the No. 11 prospect nationally at that position and the No. 271 overall player in the country by Scout...tabbed the 12th-best outside linebacker prospect in the nation, the 23rd-best player in Florida and the No. 155 overall player in the country by 247Sports...ranked the nation's No. 25 outside linebacker and No. 60 player in Florida by Rivals...listed as the nation's No. 12 inside linebacker prospect and the No. 74 player in Florida by ESPN...ranked No. 11 on the Miami

Herald's Broward Class of 2015 Top 25 Recruits list...became the first All-American in Hallandale High School history...led Hallandale to a 10-1 record in 2014 by totaling 96 tackles, five forced fumbles and two interceptions...collected 2014 Class 6A All-State Second Team honors and Broward All-County First Team accolades...had 115 tackles, 12 sacks, four interceptions and two forced fumbles as a junior in 2013...captured Class 6A All-State honorable mention honors in 2013...committed to Florida State in June over Ohio State among a host of offers.

DB - MARCUS LEWIS

6-2 • 194 • FR

Washington, D.C./Gonzaga

Consensus four-star recruit and rated the second best player in Washington D.C....rated the No. 5 safety and No. 80 overall player by Rivals...ranked No. 2 in Rivals' District of Columbia Final Top 15...tabbed the No. 12 athlete nationally and No. 184 overall by 247Sports...rated the No. 9 safety nationally and No. 159 overall by ESPN...named a four-star and the top CB in the D.C. area by Scout...big, physical player can play the run as well as the pass and also split time at receiver in high school...has the versatility and athleticism to make plays on special teams as a kick returner...led Gonzaga to first Washington D.C. title game in 50 years and finished with a 10-3 record in his senior season...In the 2014 regular season, made 18 total tackles to go along with an interception and two pass break-ups...also caught a receiving touchdown on offense...led team with 116 kick return yards...invited to Nike's "The Opening," a camp for the nation's top recruits...played safety for Team Highlight in the Under Armour All-American Game...chose Florida State over offers from Kentucky, Miami (Fla.), and Texas, among others.

OL - COLE MINSHEW

6-6 • 320 • FR

Pridgen, Ga./Coffee County

Massive offensive line prospect who projects as a collegiate offensive guard...grabbed a four-star ranking from ESPN and three-star ratings from Rivals, 247Sports and Scout...tabbed the nation's No. 33 offensive guard prospect and No. 45 player in Georgia by Rivals...rated the nation's No. 35 guard and No. 43 player in Georgia by ESPN...tabbed the country's No. 43 offensive guard by Scout and No. 46 by 247Sports...played for the South Team in the Georgia Athletic Coaches Association North-South All-Star Football Classic...grabbed All-State First Team honors from the Atlanta Journal-Constitution, Associated Press and Georgia Sports Writer's Association in 2014 in addition to Region 3-AAAAA accolades...led Coffee County High School to a 10-2 record and the second round of the playoffs along with fellow Florida State commit Jalen Wilkerson...paved the way for an offense that averaged over 37 points per game...collected All-Region Second Team honors in 2013...committed to Florida State in February 2014...chose the Seminoles over Georgia and North Carolina among several offers.

WR - NYQWAN MURRAY

5-11 • 164 • FR

Orlando, Fla./Oak Ridge

Three-star receiver rated as one of the top 100 players in Florida...rated the country's 76th-best wide receiver and No. 17 wide receiver in Florida by Scout...ranked the No. 65 wide receiver and No. 77 overall player in Florida by ESPN...ranked the No. 101 wide receiver overall and No. 98 player in Florida by 247Sports...listed as the No. 97 overall player in Florida by Rivals...tallied 75 receptions for 1,355 yards and 16 TDs as a senior while averaging 18 yards per catch...helped Oak Ridge win its first district title in 37 years by catching 10 passes for 271 yards and two TDs in a win over East River...as a junior in 2013, posted 88 catches for 1,523 yards and 19 touchdowns...ranked the No. 8 player in the Sentinel's 2015 Central Florida Super60 and the No. 49 player in the Sentinel's 2015 Florida Top 100...selected FSU over South Carolina, Duke and UCF among other offers.

LB - LORENZO PHILLIPS

6-3 • 230 • FR

Patterson, La./East Miss. CC/Patterson HS

Four-star linebacker rated as one of the top three junior college linebackers in the country and one of the Top 25 overall junior college players nationally... Helped lead East Mississippi Community College to the NJCAA football national championship and a perfect 12-0 season... ranked fourth among NJCAA defenders and led East Mississippi Community College in 2014 with a team-high 14 sacks and 18.5 tackles for loss while ranking fourth on the team in tackles with 46 (35 solo)...also added two fumble recoveries for touchdowns and two forced fumbles for a team that led the nation in scoring defense by allowing 7.6 points per game...named first team NJCAA All-America and NJCAA All-Region...originally signed with LSU out of Patterson (La.) High School in 2012...while at Patterson, finished with 52 tackles, 22 tackles for a loss and 12 sacks as a senior...tallied 73 tackles and 23 tackles for a loss during his junior season...a four-star prospect across the board who helped lead Patterson to an undefeated regular season in 2011 and was a member of the ESPNU 150...ranked the No. 24 linebacker in the country by Scout.com and No. 29 by Rivals.com... A member of the Top 247 by 247Sports.com...ranked fourth in the ESPNU Top Louisiana Recruits...ranked No. 9 in Louisiana by 247Sports.com... named a Times Picayune Blue-Chip recruit...earned 2010 class 3A All-State first-team defense honors...selected FSU over offers from Ole Miss, Alabama and Georgia among others.

OL - DAVID ROBBINS

6-4 • 315 • FR

Glenelg, Md./Glenelg

Versatile offensive lineman rated as one of the Top 18 players in Maryland and Top 50 offensive guards nationally...four-star offensive lineman by Scout and PrepStar, earning All-Atlantic Region honors...three-star offensive line by Rivals, ESPN and 247Sports...rated the country's 37th-best offensive guard by Scout...ranked the No. 18 best player in the state of Maryland by Rivals...rated the No. 39 offensive guard by ESPN and the 13th-best prospect in Maryland by ESPN...rated the No. 30 offensive guard and No. 11 player in Maryland by 247Sports... earned Big School All-State first team and Baltimore Sun All-Metro first team honors for the second straight season as a senior helping Glenelg to its first state semifinals appearance since 2000 and anchoring an offensive line that featured two 1,000-yard rushers...selected All-Metro first team by the Baltimore Sun as a junior helping lead the way for a Glenelg offense that rushed for nearly 3,000 yards and won its first Howard County championship in a decade...projected to play either guard or center in college...chose FSU over Maryland, Kentucky among other offers.

WR - AUDEN TATE

6-5 • 205 • FR

Tampa, Fla./Wharton

Tall and athletic four-star wide receiver who committed to Florida State in August...rated the nation's No. 22 wide receiver, No. 32 prospect in Florida and No. 194 overall player in the country by Rivals...tabbed the No. 23 wide receiver No. 30 player in Florida and No. 219 overall prospect by 247Sports...ranked the nation's No. 44 wide receiver by Scout and No. 77 by ESPN... listed at No. 7 on the Tampa Bay Times Home Team Top 25 Recruits for 2015...missed the majority of his senior season with an injury, but did have 11 catches for 123 yards and snagged a fourth-quarter interception in his third game of the season... totaled 49 receptions for 815 yards and five touchdowns in 2013 en route to Class 8A All-State honorable mention accolades and Tampa Bay Times All-Suncoast honorable mention honors...attended Nike's "The Opening" prospect camp in Oregon...also an all-county selection in basketball...chose FSU over Michigan and also received offers from Florida, Clemson and Maryland among several others.



INCOMING ATHLETES

DT - DARVIN TAYLOR

6-3 • 305 • FR

Chester, Va./Thomas Dale

Consensus four-star defensive tackle rated among the nation's Top 20 at his position by Rivals, 247Sports and ESPN...tabbed the nation's No. 18 defensive tackle, the 11th-best player in Virginia and the No. 216 overall player in the country by Rivals...ranked the nation's No. 17 defensive tackle, No. 9 player in Virginia and No. 197 overall player in the nation by 247Sports...ranked the No. 18 defensive tackle in the nation by ESPN, No. 8 player in Virginia and the No. 170 overall player in the nation...ranked the No. 23 defensive tackle and No. 256 overall prospect by Scout...tabbed the No. 2 recruit in the area on the Richmond Times-Dispatch's A-List...rated No. 11 in the Roanoke Times Virginia Top 100 list...led Thomas Dale to a 9-3 record and the playoffs in 2014, while capturing Richmond Times-Dispatch All-Conference 3 First Team honors and All-Metro honorable mention accolades...projects as a versatile defensive line force who can rush the passer and stop the run...reportedly was timed at 4.72 in the 40-yard dash and benched 375 pounds...started the varsity season-opener as a freshman at Thomas Dale...born in Germany while his parents were stationed there in the Army...committed to Florida State in August 2014 over Maryland, N.C. State and Virginia Tech.

DB - A.J. WESTBROOK

6-0 • 180 • FR

Daytona Beach, Fla./Mainland

Athletic playmaking safety and ball hawk who was given a four-star rating by Rivals...received three stars from 247Sports, Scout and ESPN...rated the nation's No. 12 safety, 33rd best player in Florida and No. 200 overall prospect in the country by Rivals...tabbed the nation's No. 34 safety by 247Sports and No. 72 player in Florida...rated the No. 35 safety and No. 79 player in Florida by ESPN...captured a No. 19 ranking in the Orlando Sentinel's 2015 Central Florida Super60 and the No. 95 spot on the Sentinel's 2015 Florida Top 100...led his Mainland High School team to back-to-back state semifinals and a 13-1 record in 2014...had 62 tackles and one interception en route to Class 6A All-State Second Team honors and Daytona Beach News Journal All-Area accolades as a senior...intercepted five passes as a junior, returning four for touchdowns...added 84 tackles, three fumble recoveries and 12 pass breakups in 2013...committed to Florida State in May...chose the Seminoles over UCF, Cincinnati and Wisconsin among several offers.

TE - JALEN WILKERSON

6-4 • 230 • FR

Douglas, Ga./Coffee County

Big, athletic tight end who has the potential to develop into a red zone weapon after a standout career at Coffee County High School...tabbed a four-star recruit by Rivals and ESPN and received a three-star rating by 247Spots and Scout...tabbed the No. 9 tight end in the country and No. 35 player in Georgia...ranked the nation's No. 12 tight end and No. 34 player in Georgia by Rivals...rated the No. 19 tight end and No. 74 player in Georgia by 247Sports...named the No. 22 tight end and best tight end in Georgia by Scout...led Coffee County High School to a 10-2 record and to the second round of the playoffs with fellow FSU commit Cole Minshew...captured Region 3-AAAAA First Team honors and was named All-State First Team by the Atlanta Journal Constitution and Georgia Sports Writer's Association in 2014...garnered All-State Second Team honors from the Associated Press in 2014... nabbed AP All-State Second Team honors and All-Region First Team accolades in 2013...played in the Elite Junior Classic all-star game for rising Georgia juniors in 2013...also starred at defensive end for the Trojans...committed to Florida State in May...also held offers from Alabama, Auburn and Miami (Fla.).



2014 SEASON RECAPS AND BOX SCORES

Game 1, August 30
(1/1) Florida State 37,
(RV/RV) Oklahoma St. 31
Dallas, Texas



- Florida State extended its winning streak to 17 games - matching the program record set from Aug. 28, 1999 to Oct. 7, 2000.
- Senior wide receiver Rashad Greene became the sixth FSU player to tally over 200 yards receiving in a game as he caught 11 passes for a career-high 203 yards. He moved from sixth to fourth on the FSU all-time list in receiving yards (2,668), passing Greg Carr and Kez McCorvey.
- Redshirt sophomore quarterback Jameis Winston eclipsed the 300-yard passing mark for the eighth time in his career, finishing with 370 yard on 25-for-40 passing. He sits fifth all-time in FSU history in career 300-yard games. Winston also added his longest run from scrimmage on a 28-yard score in the third quarter.
- Redshirt sophomore running back Mario Pender made the most of his first career carry, toting it 11 yards for a touchdown in the second quarter. He is the first Seminole to score on their first touch since Karlos Williams dashed 65 yards against Nevada in 2013.
- Sophomore safety Nate Andrews scored the first touchdown of the season for Florida State on a 9-yard interception return in the first quarter. The Seminole defense held OSU to just 33 yards in the opening 15 minutes.
- A forced fumble in the fourth quarter by P.J. Williams on OSU quarterback J.W. Walsh was quickly followed by a 50-yard Rashad Greene touchdown catch to extend FSU's lead to 37-24.
- Sophomore safety Jalen Ramsey set a new career high with 12 tackles, including seven solo.

Game 2, September 6
(1/1) Florida State 37,
The Citadel 12
Tallahassee, Fla.



- With a 37-12 victory over The Citadel, Florida State extended its win streak to a new program record of 18 games.
- Following its win over The Citadel, Florida State has now gone 611 minutes and 49 seconds (611:49) without trailing in a regular season game.
- The Seminoles have now scored 30 points or more in 17 consecutive games.
- Sophomore kicker Roberto Aguayo made seven kicks against The Citadel, including four extra points and three field goals. He now has made 59 consecutive kicks, including 44 straight PATs and 15 straight field goals.
- Two Seminoles recorded the first touchdowns of their careers against The Citadel. Sophomore wideout Jesus "Bobo" Wilson scored on a 12-yard pass from Jameis Winston, while freshman tailback Dalvin Cook scampered in on a five-yard rushing TD for the first score of his career.
- Senior tight end Nick O'Leary tied his career high with five catches, posting 51 yards and a touchdown. O'Leary is now just 73 yards away from tying former Seminole Gary Parris (1970-72) for the most receiving yards by an FSU tight end (1,125 yards). O'Leary has 1,052 yards for his career.
- Junior Mike linebacker Reggie Northrup posted the second double-digit tackle performance of his career as he tallied 10 tackles against the Bulldogs.
- Redshirt junior defensive end Derrick Mitchell Jr. recorded a career-high four tackles, twice his previous career high of two against Idaho in 2013.

	1	2	3	4	FINAL
Florida State	10	7	10	10	37
Oklahoma State	0	10	7	14	31

	1	2	3	4	FINAL
Florida State	14	14	6	3	37
The Citadel	0	0	0	12	12

SCORING SUMMARY
First Quarter
 08:51 FS Aguayo, R. 36 yd field goal, FS 3 - OSU 0
 08:37 FS Andrews, N. 9 yd TD INT (KICK by Aguayo, R.), FS 10 - OSU 0
Second Quarter
 08:19 FS Pender, M. 11 yd TD RUSH (KICK by Aguayo, R.), FS 17 - OSU 0
 03:58 OSU Roland, Desmond 1 yd TD RUSH (KICK by Grogan, Ben), FS 17 - OSU 7
 00:00 OSU Grogan, Ben 37 yd field goal, FS 17 - OSU 10
Third Quarter
 11:50 FS Aguayo, R. 27 yd field goal, FS 20 - OSU 10
 10:45 OSU Glidden, David 55 yd TD PASS from Walsh, J.W. (KICK by Grogan), FS 20 - OSU 17
 05:26 FS Winston, J. 28 yd TD RUSH (KICK by Aguayo, R.), FS 27 - OSU 17
Fourth Quarter
 11:51 OSU Walsh, J.W. 24 yd TD RUSH (KICK by Grogan, Ben), FS 27 - OSU 24
 05:13 FS Aguayo, R. 37 yd field goal FS 30 - OSU 24
 03:58 FS Greene, R. 50 yd TD PASS from Winston, J. (KICK by Aguayo, R.), FS 37 - OSU 24
 01:55 OSU Walsh, J.W. 3 yd TD RUSH (KICK by Grogan, Ben), FS 37 - OSU 31

SCORING SUMMARY
First Quarter
 09:48 FS Karlos Williams 1 yd run (Roberto Aguayo kick), FS 7 - CIT 0
 03:43 FS Jesus Wilson 12 yd pass from Jameis Winston (Roberto Aguayo kick), FS 14 - CIT 0
Second Quarter
 07:28 FS Dalvin Cook 5 yd run (Roberto Aguayo kick), FS 21 - CIT 0
 00:29 FS Nick O'Leary 1 yd pass from Jameis Winston (Roberto Aguayo kick), FS 28 - CIT 0
Third Quarter
 11:17 FS Roberto Aguayo 22 yd field goal, FS 31 - CIT 0
 06:05 FS Roberto Aguayo 27 yd field goal, FS 34 - CIT 0
Fourth Quarter
 10:12 CIT Rudder Brown 10 yd pass from Aaron Miller (Austin Jordan kick failed), FS 34 - CIT 6
 04:47 FS Roberto Aguayo 24 yd field goal, FS 37 - CIT 6
 00:12 CIT D. Scholtz 10 yd pass from Dominique Allen (Alex Grover pass failed), FS 37 - CIT 12

TEAM STATISTICS	FS	OSU
FIRST DOWNS	23	22
RUSHES-YARDS (NET)	31-106	42-161
PASSING YDS (NET)	370	203
Passes Comp-Att-Int	25-40-2	15-28-1
TOTAL OFFENSIVE PLAYS-YARDS	71-476	70-364
Fumble Returns-Yards	1-0	0-0
Punt Returns-Yards	1-2	2-32
Kickoff Returns-Yards	3-44	7-159
Interception Returns-Yards	1-9	2-14
Punts (Number-Avg)	5-35.8	6-40.0
Fumbles-Lost	1-0	2-1
Penalties-Yards	8-71	7-70
Possession Time	33:05	26:55
Third-Down Conversions	4 of 14	8 of 16
Fourth-Down Conversions	0 of 1	0 of 1
Red Zone Scores-Chances	4 of 5	3 of 3
Sacks By: Number-Yards	1-14	2-20
Attendance: 61,521		

TEAM STATISTICS	CIT	FS
FIRST DOWNS	21	28
RUSHES-YARDS (NET)	56-250	35-210
PASSING YDS (NET)	72	284
Passes Comp-Att-Int	5-14-0	25-32-0
TOTAL OFFENSIVE PLAYS-YARDS	70	67
Fumble Returns-Yards	0-0	0-0
Punt Returns-Yards	0-0	2-28
Kickoff Returns-Yards	0-0	1-12
Interception Returns-Yards	0-0	0-0
Punts (Number-Avg)	4-47.0	1-40.0
Fumbles-Lost	2-0	1-0
Penalties-Yards	0-0	3-20
Possession Time	33:35	26:25
Third-Down Conversions	11 of 17	4 of 8
Fourth-Down Conversions	0 of 2	0 of 0
Red Zone Scores-Chances	2-2	7-7
Sacks By: Number-Yards	0-0	0-0
Attendance: 81,294		

RUSHING: Florida State - Williams 23-66; Pender 3-31; Winston 5-9. **Oklahoma State** - Walsh 11-51; Childs 10-47; Hill 8-44; Roland 12-28; TEAM 1-minus 9.

RUSHING: Florida State - Cook 13-67; Williams 9-66; Pender 7-38; Whitfield 2-33; Vickers 1-3; Winston 2-2; Maguire 1-1. **The Citadel** - Miller 14-61; Stenson 5-45; Renew 15-41; Jackson 5-39; Smith 6-37; A. Miller 7-21; Allen 3-4; Dorogy 1-2.

PASSING: Florida State - Winston 25-40-2-370. **Oklahoma State** - Walsh 15-27-1-203.

PASSING: Florida State - Winston 22-27-0-256; Maguire 3-5-0-28. **The Citadel** - A. Miller 3-11-0-46; Allen 2-2-0-26; TEAM 0-1-0-0.

RECEIVING: Florida State - Greene 11-203; Williams 5-36; Whitfield 3-30; O'Leary 3-28; Green 2-73; Pender 1-0. **Oklahoma State** - Hill 6-62; Glidden 2-74; Sheperd 2-29; Seales 2-26; Washington 1-5; Lacy 1-5; Seaton 1-2.

RECEIVING: Florida State - O'Leary 5-51; Greene 4-80; Lane 3-37; Wilson 3-35; Haplea 2-19; Stevenson 2-18; Williams 2-15; Pender 2-13; Harrison 1-9; Whitfield 1-7. **The Citadel** - Scholtz 2-26; Brown 2-22; Glover 1-24.

TACKLES (UA-A): Florida State - Ramsey 7-5; Smith 6-6; Northrup 2-5; Hunter 3-3; Edwards 2-2; Walker 2-2; Lawrence-Stample 3-1; Levenberry 2-1; Darby 0-3; Goldman 2-1; Stevenson 1-1; Williams 2-0; Andrews 1-1; Jackson 0-1; Mitchell 0-1; Hoskins 1-0; Aguayo 1-0; Marshall 0-1; White 1-0; Jackson 1-0. **Oklahoma State** - Sterns 7-1; Jacobs 1-6; Simmons 4-3; Dgbah 4-2; Peterson 4-1; Flowers 4-1; Furman 2-3; Castleman 1-4; Stephens 2-1; Bean 3-0; Lampkin 2-0; Wren 0-2; Clark 0-2; Hautau 1-1; Akem 1-0; Johnson 1-0; Smith 0-1; Taylor 1-0.

TACKLES (UA-A): Florida State - Northrup 5-5; Ramsey 4-4; Levenberry 5-2; Casher 1-4; Terr. Smith 0-5; Andrews 2-2; Mitchell Jr. 1-3; Hoskins 1-3; Walker 3-0; Hunter 2-1; Darby 2-1; Nnadi 2-1; Marshall 1-2; Pugh 2-0; Hollin 1-1; Bryant 1-1; Lyons 0-2; Lawrence-Stample 0-2; Leonard 1-0; Shanks 1-0; Featherston 1-0; Christmas 0-1; Brutus 0-1; Edwards Jr. 0-1. **The Citadel** - Willis 6-3; Delaney 5-1; Floyd 4-2; Muhammad 4-1; W. Smith 3-2; C. Smith 2-3; Baxter 2-2; Robinson 1-3; Diggs 1-3; Riley 0-3; Carter 2-0; Richardson 2-0; Massey 2-0; Jeffreys 2-0; Harrell 1-1; Phillips 1-0; Pierce 1-0; Jeter 1-0; C. Miller 1-0; Crochet 0-1; Battle 0-1; Thomas 0-1; Mobley 0-1.



2014 SEASON RECAPS AND BOX SCORES

Game 3, September 20
(1/1) Florida State 23,
(22/24) Clemson 17 (OT)
 Tallahassee, Fla.



- No. 1/1 Florida State secured a 23-17 overtime victory over No. 22/24 Clemson on a 12-yard touchdown run by senior running back Karlos Williams on the second play of the Seminoles' drive after FSU stopped Clemson on a 4th-and-1 on its overtime possession.
- Redshirt sophomore quarterback Sean Maguire made his first career start and finished with 304 yards on 21-of-39 passing with one touchdown and two interceptions.
- Senior wide receiver Rashad Greene eclipsed the 100-yard receiving mark for the ninth time in his career with nine receptions for 135 yards, including a game-tying 74-yard scoring grab with 6:04 left in the fourth quarter.
- Senior tight end Nick O'Leary recorded a career-high six receptions for 77 yards. He has totaled 287 yards in his last three games against the Tigers.
- Clemson took a 10-3 lead on a 1-yard touchdown run by D.J. Howard with 5:56 left in the second quarter to end Florida State's streak at 655 minutes and 53 seconds without trailing in a regular season game, dating back to Boston College on Sept. 28, 2013.
- Redshirt junior linebacker Terrance Smith (13) and sophomore defensive back Nate Andrews (8) each set career highs for tackles.
- Redshirt sophomore kicker Roberto Aguayo nailed a 50-yard field goal in the first quarter to give FSU a 3-0 lead - the second-longest kick of his career (53-yd vs Syracuse, 2013). Aguayo has now converted his last 62 kicks (16 FGs and 46 PATs).

	1	2	3	4	OT	FINAL
Florida State	3	0	7	7	6	23
Clemson	0	10	0	7	0	17

SCORING SUMMARY

First Quarter

07:40 FS Roberto Aguayo 50 yd field goal, FS 3 - CU 0

Second Quarter

14:52 CU Ammon Lakip 30 yd field goal, FS 3 - CU 3

05:56 CU D.J. Howard 1 yd run (Ammon Lakip kick), FS 3 - CU 10

Third Quarter

11:05 FS Mario Pender 1 yd run (Roberto Aguayo kick), FS 10 - CU 10

Fourth Quarter

11:44 CU Deshaun Watson 2 yd run (Bradley Pinion kick), FS 10 - CU 17

06:04 FS Rashad Greene 74 yd pass from Sean Maguire (Roberto Aguayo kick), FS 17 - CU 17

Overtime

15:00 FS Karlos Williams 12 yd run, FS 23 - CU 17

TEAM STATISTICS

	CU	FS
FIRST DOWNS	17	17
RUSHES-YARDS (NET)	40-101	27-13
PASSING YDS (NET)	306	304
Passes Comp-Att-Int	22-33-0	21-39-2
TOTAL OFFENSIVE PLAYS-YARDS	73-407	66-317
Fumble Returns-Yards	0-0	1-0
Punt Returns-Yards	1-0	1-28
Kickoff Returns-Yards	2-25	4-65
Interception Returns-Yards	2-28	0-0
Punts (Number-Avg)	7-43.1	8-40.4
Fumbles-Lost	1-1	0-0
Penalties-Yards	3-29	8-41
Possession Time	32:41	27:19
Third-Down Conversions	5 of 16	4 of 15
Fourth-Down Conversions	0 of 1	0 of 0
Red Zone Scores-Chances	3-7	2-2
Sacks By: Number-Yards	5-49	1-4
Attendance: 82,316		

RUSHING: Florida State - Williams 10-45; Pender 8-15; Cook 1-3; Greene 1-(-2); Maguire 6-(-46); **TEAM 1-(-2).** **Clemson** - Davidson 12-54; Watson 12-30; Stoudt 4-24; Choice 6-9; Gallman 4-6; Howard 1-1; **TEAM 1-(-23).**

PASSING: Florida State - Maguire 21-39-2-304. **Clemson** - Watson 19-28-0-266; Stoudt 3-5-0-40.

RECEIVING: Florida State - Greene 9-135; O'Leary 6-77; Wilson 4-56; Williams 1-27; Green 1-9. **Clemson** - Choice 4-46; Peake 3-28; Williams 2-72; Hopper 2-52; Scott 2-34; Humphries 2-20; Davidson 2-10; Gallman 2-3; Seckinger 1-19; Leggett 1-12; McCullough 1-10.

TACKLES (UA-A): Florida State - Terr. Smith 7-6; Andrews 7-3; Northrup 1-7; Ramsey 3-4; Casher 4-1; P.J. Williams 4-1; Hunter 3-2; Walker 2-3; Hollin 3-1; Lawrence-Stample 1-2; Edwards 1-2; Goldman 2-0; Stevenson 1-0. **Clemson** - Anthony 5-3; Smith 5-1; Peters 4-2; Steward 2-3; Kearse 3-1; Beasley 3-0; Crawford 2-1; Alexander 2-0; Jenkins 2-0; Boulware 1-1; Goodson 1-1; Reader 1-1; Lawson 0-2; Wiggins 1-0; Jones 1-0; Williams 1-0; O'Daniel 1-0; Tankersley 1-0; Barnes 0-1; J. Watson 0-1.

Game 4, September 27
(1/1) Florida State 56,
NC State 41
 Raleigh, N.C.



- No. 1/1 Florida State scored 35 points in the second half to earn its first win at Carter-Finley since 2008 and extend its nation-leading winning streak to 20 games.
- Senior wide receiver Rashad Greene made 11 catches for 125 yards and a touchdown, extending his streak to 33 consecutive games with a reception.
- Senior running back Karlos Williams set career-highs with 126 yards on the ground and three touchdowns.
- Sophomore wide receiver Jesus Wilson recorded his first 100-yard game with six catches for 109 yards and two touchdowns.
- Several true freshmen were key in Florida State's victory: running back Dalvin Cook had a 19 yard touchdown run and defensive end Lorenzo Featherston had five tackles, 1.5 TFL and caused a key fumble in the third quarter to help FSU take its first lead of the game. Linebacker Jacob Pugh was the one to recover that fumble and added three tackles, 1.0 TFL and also broke up a pass.
- Sophomore defensive back Jalen Ramsey recorded nine tackles, 1.0 sacks, 1.5 TFLs and forced one fumble.

	1	2	3	4	FINAL
Florida State	7	14	21	14	56
NC State	24	0	14	3	41

SCORING SUMMARY

First Quarter

14:42 ST Bo Hines 54 yd pass from Jacoby Brissett (Niklas Sade kick), FS 0 - ST 7

12:03 FS Jesus Wilson 32 yd pass from Jameis Winston (Roberto Aguayo kick), FS 7 - ST 7

06:05 ST Shadrach Thornton 3 yd run (Niklas Sade kick), FS 7 - ST 14

05:16 ST Niklas Sade 37 yd field goal, FS 7 - ST 17

02:06 ST Johnathan Alston 8 yd pass from Jacoby Brissett (Niklas Sade kick), FS 7 - ST 24

Second Quarter

13:51 FS Karlos Williams 4 yd run (Roberto Aguayo kick), FS 14 - ST 24

11:58 FS Christian Green 22 yd pass (Roberto Aguayo kick), FS 21 - ST 24

Third Quarter

12:40 ST Matt Dayes 10 yd pass from Jacoby Brissett (Niklas Sade kick), FS 21 - ST 31

08:14 FS Dalvin Cook 19 yd run (Roberto Aguayo kick), FS 28 - ST 31

06:37 ST Shadrach Thornton 10 yd run (Niklas Sade kick), FS 28 - ST 38

05:06 FS Jesus Wilson 15 yd pass from Jameis Winston (Roberto Aguayo kick), FS 35 - ST 38

03:24 FS Rashad Greene 4 yd pass from Jameis Winston (Roberto Aguayo kick), FS 42 - ST 38

Fourth Quarter

12:23 FS Karlos Williams 1 yd run (Roberto Aguayo kick), FS 49 - ST 38

06:08 ST Niklas Sade 25 yd field goal, FS 49 - ST 41

02:07 FS Karlos Williams 12 yd run (Roberto Aguayo kick), FS 56 - ST 41

TEAM STATISTICS

	FS	ST
FIRST DOWNS	28	29
RUSHES-YARDS (NET)	33-166	37-161
PASSING YDS (NET)	365	359
Passes Comp-Att-Int	26-38-2	32-50-0
TOTAL OFFENSIVE PLAYS-YARDS	71-531	87-520
Fumble Returns-Yards	0-0	0-0
Punt Returns-Yards	2-18	1-6
Kickoff Returns-Yards	5-101	7-90
Interception Returns-Yards	0-0	2-19
Punts (Number-Avg)	3-39.7	5-47.6
Fumbles-Lost	2-2	3-2
Penalties-Yards	10-73	7-68
Possession Time	27:33	32:27
Third-Down Conversions	8 of 11	7 of 16
Fourth-Down Conversions	0 of 0	1 of 2
Red Zone Scores-Chances	6-6	6-7
Sacks By: Number-Yards	4-38	3-26
Attendance: 57,583		

RUSHING: Florida State - Williams 21-126; Cook 6-45; Winston 5-(-3); **TEAM 1-(-2).** **NC State** - Thornton 18-85; Brissett 13-38; Samuels 2-30; Underwood 1-5; Dayes 3-3.

PASSING: Florida State - Winston 26-38-2-365. **NC State** - Brissett 32-48-0-359; Hines 0-1-0-0; Leatham 0-1-0-0.

RECEIVING: Florida State - Greene 11-125; Wilson 6-109; Williams 3-29; Green C. 2-31; Whitfield 2-26; Rudolph 1-40; Cook 1-5. **NC State** - Hines 8-103; Thornton 7-60; Alston 5-54; Grinnage 4-87; Dayes 4-35; Valdes-Scantling 3-13; Purvis 1-7.

TACKLES (UA-A): Florida State - Terr. Smith 4-7; Hunter 8-2; Northrup 5-5; Ramsey 5-5; Goldman 2-5; P.J. Williams 3-3; Andrews 3-3; Hollin 2-4; Darby 2-3; Featherston 1-4; Walker 2-2; Pugh 2-1; Brutus 1-1; Casher 1-1; Levenberry 0-2; O'Leary 1-0; Haggins 1-0; Kelly 1-0; Cook 0-1; Nnadi 0-1. **NC State** - H. Jones 5-5; J. Jones 5-2; Noel 1-6; Wright 4-2; Buckley 3-2; Tocho 3-2; Moore 2-3; Burris 3-1; Fernandez 1-3; Rose 1-3; Nelson 0-4; McGill 2-1; Davis 2-0; Norman 1-1; Teal 1-1; Baumann 1-0; Pratt 1-0; Pittman 1-0; Boone 0-1; Means 0-1.



2014 SEASON RECAPS AND BOX SCORES

Game 5, October 4
(1/2) Florida State 43,
Wake Forest 3
Tallahassee, Fla.



- No. 1/2 Florida State won its 21st consecutive game, and 15th-straight against ACC Atlantic Division opponents with a 43-3 victory over Wake Forest. The Demon Deacons have not scored a touchdown in Tallahassee since 2006 covering a span of four games.
- Head coach Jimbo Fisher earned the 50th victory of his career and is the 10th coach in major college football to reach the 50-win mark in his first five seasons.
- Redshirt sophomore place kicker Roberto Aguayo tied a school record with five field goals made, becoming just the fourth Nole to reach that mark. He joins Gary Cismesia (twice), Sebastian Janikowski and Bill Capece. Aguayo has now made 21 consecutive field goals - an FSU record.
- Quarterback Jameis Winston extended his streak of games with a TD pass to 18.
- Junior linebacker Reggie Northrup led the team with eight tackles, a pass break-up and a quarterback hurry. He also forced a fumble in the third quarter, recovered it and returned it 31 yards for a touchdown to extend Florida State's lead to 30-3.
- Freshman defensive end Lorenzo Featherston made the most of his first career start, registering seven tackles, 2.5 tackles for loss along with a fumble recovery.
- Florida State's defense was dominant early on, limiting Wake Forest to negative 11 total yards on 12 offensive plays in the second quarter and only 27 total yards in the first half.

	1	2	3	4	FINAL
Florida State	0	13	17	13	43
Wake Forest	3	0	0	0	3

SCORING SUMMARY

First Quarter

01:20 WF Mike Weaver 36 yd field goal, WF 3 - FS 0

Second Quarter

11:46 FS Roberto Aguayo 43 yd field goal, WF 3 - FS 3
 01:03 FS Jameis Winston 2 yd run (Roberto Aguayo kick), WF 3 - FS 10
 00:03 FS Roberto Aguayo 40 yd field goal, WF 3 - FS 13

Third Quarter

12:08 FS Roberto Aguayo 52 yd field goal, WF 3 - FS 16
 05:10 FS Mario Pender 3 yd run (Roberto Aguayo kick), WF 3 - FS 23
 04:55 FS Reggie Northrup 31 yd fumble recovery (Roberto Aguayo kick), WF 3 - FS 30

Fourth Quarter

13:22 FS Roberto Aguayo 42 yd field goal, WF 3 - FS 33
 09:10 FS Travis Rudolph 59 yd pass from Jameis Winston (Roberto Aguayo kick), WF 3 - FS 40
 04:53 FS Roberto Aguayo 32 yd field goal, WF 3 - FS 43

TEAM STATISTICS

	FS	WF
FIRST DOWNS	23	10
RUSHES-YARDS (NET)	33-171	39-40
PASSING YDS (NET)	304	86
Passes Att-Comp-Int	41-24-1	22-13-1
TOTAL OFFENSE PLAYS-YARDS	74-475	61-126
Fumble Returns-Yards	1-31	0-0
Punt Returns-Yards	2-32	1-10
Kickoff Returns-Yards	2-54	6-115
Interception Returns-Yards	1-14	1-26
Punts (Number-Avg)	2-38.5	9-43.9
Fumbles-Lost	1-1	3-2
Penalties-Yards	5-48	7-62
Possession Time	28:23	31:37
Third-Down Conversions	10 of 18	4 of 16
Fourth-Down Conversions	0 of 0	0 of 0
Red-Zone Scores-Chance	4-4	1-2
Sacks By: Number-Yards	1-9	3-12
Attendance: 82,327		

RUSHING: Florida State - Pender 5-70; Williams 10-48; Winston 8-36; Green 4-24; Cook 4-13; Maguire 1-minus 4; **TEAM** 1-minus 16. **Wake Forest** - Wortham 12-68; Reynolds 8-3; Crump 1-2; Cameron 2-2; Garside 1-0; Scott 1-minus 5; Robinson 9-minus 8; Wolford 5-minus 22.

PASSING: Florida State - Winston 23-39-1-297; Maguire 1-2-0-7. **Wake Forest** - Wolford 9-15-1-58; Cameron 4-7-0-28.

RECEIVING: Florida State - Rudolph 4-66; Wilson 4-40; Greene 3-33; Lane 2-70; O'Leary 2-22; Pender 2-14; Haggins 1-18; Cook 1-14; Whitfield 1-9; Green 1-7; Izzo 1-7; Williams 1-4; Stevenson 1-0. **Wake Forest** - Scott 4-28; Terry 3-27; Serigne 3-17; Williams 1-9; Robinson 1-5; Crump 1-0.

TACKLES (UA-A): Florida State - Northrup 2-6; Featherston 3-4; Williams 3-4; Andrews 2-4; Hunter 4-1; Edwards Jr. 3-2; Ramsey 3-2; Hollin 2-3; Williams 3-1; Nnadi 2-2; Goldman 1-2; Levenberry 1-2; Hoskins 0-3; Vickers 2-0; Smith 2-0; White 1-1; Eligwe 0-2; Darby 1-0; Aguayo 1-0; Barron 1-0; Pugh 0-1; Shanks 0-1; Newberry 0-1; Cook 0-1; Green 0-1; Casher 0-1; Brutus 0-1. **Wake Forest** - Williams 10-0; Lee 4-3; Chubb 4-2; Janvion 3-3; Allen 4-1; Brown 4-0; Ejirofor 4-0; Wooding Jr. 3-1; Floyd 2-0; Okonye 1-0; Johnson 1-0; Watson 1-0; Williams 1-0; Banks 1-0; Terry 1-0; Lewinson 0-1; Dawson 0-1; Rodney 0-1; Noel 0-1.

Game 6, October 11
(1/1) Florida State 38,
Syracuse 20
Syracuse, N.Y.



- No. 1 Florida State won its 22nd straight game and improved to 6-0 on the season.
- Senior wide receiver Rashad Greene became Florida State's all-time pass catch leader with 215 career receptions on a catch in the third quarter, passing Ron Sellers (1966-68). He finished with 107 yards on six catches and now has 11 100-yard receiving games in his career, tied for fourth all-time with Barry Smith.
- Senior tight end Nick O'Leary became FSU's all-time reception leader for tight ends and now has 90 catches in his four-year career.
- Redshirt sophomore Jameis Winston tossed three touchdown passes to move past Charlie Ward for fifth all-time in TD passes. He has thrown 51 touchdown passes in 19 career games for Florida State.
- Freshman running back Dalvin Cook became the second Seminole tailback to rush for 100 yards this season with his 23-carry, 122-yard performance on Saturday to set a career high.
- The defensive stand inside the 10 on fourth down in the final minutes of the first half marked the seventh time the FSU defense has stopped an opponent on eight fourth down conversion attempts this season.
- Florida State intercepted three passes (Jalen Ramsey, Tyler Hunter and Nate Andrews) and have forced at least one turnover in 24 of its last 25 games.
- Senior Terrance Smith led the team with eight tackles.

	1	2	3	4	FINAL
Florida State	10	14	7	7	38
Syracuse	0	6	7	7	20

SCORING SUMMARY

First Quarter

11:10 FS Mario Pender 12 yd run (Roberto Aguayo kick), FS 7 - SU 0
 01:23 FS Roberto Aguayo 34 yd field goal, FS 10 - SU 0

Second Quarter

12:52 SU Cole Murphy 21 yd field goal, FS 10 - SU 3
 10:37 FS Mario Pender 4 yd pass from Jameis Winston (Roberto Aguayo kick), FS 17 - SU 3
 07:18 SU Cole Murphy 32 yd field goal, FS 17 - SU 6
 04:38 FS Nick O'Leary 21 yd pass from Jameis Winston (Roberto Aguayo kick), FS 24 - SU 6

Third Quarter

08:38 FS Jesus Wilson 7 yd pass from Jameis Winston (Roberto Aguayo kick), FS 31 - SU 6
 06:21 SU Steve Ishmael 22 yd pass from AJ Long (Cole Murphy kick), FS 31 - SU 13

Fourth Quarter

13:45 FS Dalvin Cook 7 yd run (Roberto Aguayo kick), FS 38 - SU 13
 10:37 SU Steve Ishmael 35 yd pass from AJ Long (Cole Murphy kick), FS 38 - SU 20

TEAM STATISTICS

	FS	SU
FIRST DOWNS	29	20
RUSHES-YARDS (NET)	36-165	31-156
PASSING YDS (NET)	317	256
Passes Att-Comp-Int	36-30-0	36-21-3
TOTAL OFFENSE PLAYS-YARDS	72-482	67-412
Fumble Returns-Yards	0-0	0-0
Punt Returns-Yards	2-5	0-0
Kickoff Returns-Yards	2-36	4-85
Interception Returns-Yards	3-27	0-0
Punts (Number-Avg)	2-46.0	3-48.3
Fumbles-Lost	3-2	0-0
Penalties-Yards	6-36	7-64
Possession Time	36:27	23:33
Third-Down Conversions	6 of 10	7 of 14
Fourth-Down Conversions	0 of 0	0 of 1
Red-Zone Scores-Chances	5-5	2-4
Sacks By: Number-Yards	1-1	1-3
Attendance: 43,295		

RUSHING: Florida State - Cook 23-122; Pender 9-46; Winston 4-minus 3. **Syracuse** - Gullety 16-80; Ameen-Moore 7-29; Phillips 2-22; Long 3-20; Morris 2-6; Wilson 1-minus 1.

PASSING: Florida State - Winston 30-36-0-317. **Syracuse** - Long 16-27-2-167; Wilson 5-9-1-89.

RECEIVING: Florida State - O'Leary 8-97; Greene 6-107; Rudolph 6-46; Wilson 4-22; Pender 3-15; Cook 2-17; Whitfield 1-13. **Syracuse** - Gullety 7-25; Ishmael 3-93; West 3-59; Flemming 2-0; Avant 2-13; Lewis 1-15; Phillips 1-9; Ameen-Moore 1-8.

TACKLES (UA-A): Florida State - Smith 8-0; Northrup 7-0; Andrews 6-0; Goldman 4-1; Williams 3-1; Edwards Jr. 3-0; Ramsey 2-1; Levenberry 2-0; Featherston 2-0; Darby 1-1; Walker 1-0; Hollin 1-0; Aguayo 1-0; Hunter 1-0; Newberry 1-0; Smith 1-0. **Syracuse** - Lynch 7-2; Eskridge 6-2; Whigham 4-2; Reddish 3-3; Hodge 4-1; Kelly 4-1; Kirkland 4-0; Robinson 3-1; Sloan 3-0; Desir 2-1; Thompson 1-2; Flemming 2-0; Winfield 2-0; Welsh 2-0; Raymon 2-0; Franklin 1-1; Williams 1-0; Simmons 1-0; Rodgers 1-0; Morris 1-0.



2014 SEASON RECAPS AND BOX SCORES

Game 7, October 18
(2/2) Florida State 31,
(5/5) Notre Dame 27
 Tallahassee, Fla.



- No. 2 Florida State extended its winning streak to 23 games with an exciting 31-27 victory over No. 5 Notre Dame in a matchup of two top 5 teams. The Seminoles are now 11-5 against AP Top 25 teams under head coach Jimbo Fisher.
- Redshirt quarterback Jameis Winston was 23-for-31 with 273 yards and two touchdowns to move into a tie for fourth place with Gary Huff (1970-72) with 53 career TD passes.
- Winston recorded a stretch in the third and fourth quarters where he completed a career-best 13 consecutive passes, eclipsing his previous best mark of 11 straight completions in his first-ever game at Pitt in 2013.
- Freshman linebacker Jacob Pugh collected two interceptions, marking the first time a Seminole registered two picks since Nate Andrews at Wake Forest in 2013. Pugh's final INT in the back of the end zone with six seconds remaining in the fourth quarter sealed the Florida State victory.
- Senior running back Karlos Williams scored two rushing touchdowns against Notre Dame - a 2-yard score in the third quarter and a 1-yard TD in the fourth quarter. Williams has scored multiple touchdowns five different times and his 18 career rushing touchdowns tie him with Lonnie Pryor (2009-12) for 12th in school history.
- Senior wide receiver Rashad Greene posted his 12th career 100-yard performance, and fifth versus an AP Top 25 opponent, with eight catches for 108 yards and a touchdown.

	1	2	3	4	FINAL
Notre Dame	7	10	7	3	27
Florida State	7	3	14	7	31

SCORING SUMMARY

First Quarter

02:10 ND ROBINSON, C. 1 yd pass from GOLSON (BRINDZA kick), ND 7 - FS 0
 00:19 FS Travis Rudolph 11 yd pass from Jameis Winston (Roberto Aguayo kick), ND 7 - FS 7

Second Quarter

12:00 ND ROBINSON, C. 9 yd pass from GOLSON (BRINDZA kick), ND 14 - FS 7
 04:46 FS Roberto Aguayo 28 yd field goal, ND 14 - FS 10
 00:39 ND BRINDZA 34 yd field goal, ND 17 - FS 10

Third Quarter

10:37 FS Rashad Greene 10 yd pass from Jameis Winston (Roberto Aguayo kick), ND 17 - FS 17
 07:26 ND FULLER 11 yd pass from GOLSON (BRINDZA kick), ND 24 - FS 17
 03:38 FS Karlos Williams 2 yd run (Roberto Aguayo kick), ND 24 - FS 24

Fourth Quarter

11:40 ND BRINDZA 46 yd field goal, ND 27 - FS 24
 07:39 FS Karlos Williams 1 yd run (Roberto Aguayo kick), ND 27 - FS 31

TEAM STATISTICS

	ND	FS
FIRST DOWNS	26	18
RUSHES-YARDS (NET)	35-157	26-50
PASSING YDS (NET)	313	273
Passes Att-Comp-Int	52-31-2	31-23-1
TOTAL OFFENSE PLAYS-YARDS	87-470	57-323
Fumble Returns-Yards	0-0	0-0
Punt Returns-Yards	1-5	1-17
Kickoff Returns-Yards	4-67	3-64
Interception Returns-Yards	1-0	2-5
Punts (Number-Avg)	3-43.7	5-42.2
Fumbles-Lost	2-0	0-0
Penalties-Yards	9-67	9-84
Possession Time	32:51	27:09
Third-Down Conversions	7 of 18	2 of 8
Fourth-Down Conversions	2 of 5	0 of 0
Red-Zone Scores-Chances	4-5	5-5
Sacks By: Number-Yards	1-8	3-13
Attendance: 82,431		

RUSHING: Notre Dame - FOLSTON 21-120; GOLSON 11-33; MCDANIEL 1-3; BRYANT 1-2; CARLISLE 1-minus 1.
Florida State - Karlos Williams 8-25; Dalvin Cook 12-20; Jameis Winston 4-8; Freddie Stevenson 1-0; TEAM 1-minus 3.

PASSING: Notre Dame - GOLSON 31-52-2-313. **Florida State** - Jameis Winston 23-31-1-273.

RECEIVING: Notre Dame - ROBINSON, C. 8-99; FULLER 8-79; PROSISE 6-59; BROWN, C. 5-38; KOYACK 2-29; CARLISLE 2-9. **Florida State** - Rashad Greene 8-108; Travis Rudolph 6-80; Jesus Wilson 4-45; Nick O'Leary 3-13; Karlos Williams 2-27.

TACKLES (UA-A): Notre Dame - SCHMIDT, J. 8-1; JONES, J. 5-1; LUKE 4-2; SHUMATE 3-2; SMITH, J. 4-0; RIGGS 4-0; FARLEY 1-2; REDFIELD 1-2; DAY 2-0; PROSISE 1-1; OKWARA 1-1; BLANKENSHIP 1-0; KOYACK 1-0; ROCHELL 1-0; ONUWALU 0-1; MARTINI 0-1; MCDANIEL 0-1; TURNER 0-1. **Florida State** - Terrance Smith 7-4; Nate Andrews 10-0; Ronald Darby 6-1; Tyler Hunter 6-0; Matthew Thomas 5-1; Reggie Northrup 2-3; Eddie Goldman 3-1; Mario Edwards Jr. 2-2; P.J. Williams 2-0; Jalen Ramsey 2-0; Lorenzo Featherston 2-0; Lamarcus Brutus 1-1; Chris Casher 1-1; Jacob Pugh 1-1; Derrick Mitchell Jr. 0-2; Johnathan Vickers 1-0; Demarcus Walker 1-0.

Game 8, October 30
(2/2/2) Florida State 42,
(NR/NR/25) Louisville 31
 Louisville, Ky.



- The No. 2 Seminoles overcame a 21-0 deficit, outscoring Louisville 42-10 in the final 30:33 of the game, to post a road win over the Cardinals on Thursday night. FSU has now won 24 consecutive games.
- Freshman running back Dalvin Cook scored two touchdowns and accounted for 150 total yards, including 110 yards rushing on just nine carries.
- Redshirt sophomore quarterback Jameis Winston passed for 401 yards and three touchdowns - all in the second half - to lead the FSU comeback. It marked the second time that Winston has thrown for over 400 yards in his career, both on the road against ranked teams (444 at No. 3 Clemson on Oct. 19, 2013).
- Florida State had several explosive scoring plays on offense including a 68-yard TD reception by freshman Travis Rudolph, a 47-yard TD reception by freshman Ermon Lane, a 40-yard TD run by Cook, a 38-yard TD run by Cook and a 35-yard TD reception by sophomore fullback Freddie Stevenson.
- The Seminole defense limited Louisville to just one third-down conversion as the Cardinals were 1-for-11 for the game.
- Junior linebacker Reggie Northrup set a career-high with a team-leading 12 tackles and secured his first career interception at 0:51 in the fourth quarter to seal the game.

	1	2	3	4	FINAL
Florida State	0	7	14	21	42
Louisville	0	21	3	7	31

SCORING SUMMARY

Second Quarter

12:13 LOU Dyer, M. 4 yd run (Wallace, J. kick), FS 0 - LOU 7
 05:11 LOU Dyer, M. 12 yd run (Wallace, J. kick), FS 0 - LOU 14
 02:09 LOU Christian, G. 11 yd pass from Gardner, W. (Wallace, J. kick), FS 0 - LOU 21
 00:33 FS O'Leary, N. 0 yd fumble recovery (Aguayo, R. kick), FS 7 - LOU 21

Third Quarter

11:22 LOU Wallace, J. 33 yd field goal, FS 7 - LOU 24
 09:51 FS Rudolph, T. 68 yd pass from Winston, J. (Aguayo, R. kick), FS 14 - LOU 24
 06:17 FS Cook, D. 40 yd run (Aguayo, R. kick), FS 21 - LOU 24

Fourth Quarter

12:48 FS Lane, E. 47 yd pass from Winston, J. (Aguayo, R. kick), FS 28 - LOU 24
 09:20 LOU Dyer, M. 1 yd run (Wallace, J. kick), FS 28 - LOU 31
 03:46 FS Cook, D. 38 yd run (Aguayo, R. kick), FS 35 - LOU 31
 02:11 FS Stevenson, F. 35 yd pass from Winston, J. (Aguayo, R. kick), FS 42 - LOU 31

TEAM STATISTICS

	FS	LOU
FIRST DOWNS	25	24
RUSHES-YARDS (NET)	30-173	33-158
PASSING YDS (NET)	401	330
Passes Att-Comp-Int	48-25-3	38-20-1
TOTAL OFFENSE PLAYS-YARDS	78-574	71-488
Fumble Returns-Yards	0-0	0-0
Punt Returns-Yards	2-11	1-0
Kickoff Returns-Yards	5-104	3-46
Interception Returns-Yards	1-0	3-14
Punts (Number-Avg)	4-45.2	6-36.2
Fumbles-Lost	1-0	1-1
Penalties-Yards	7-53	3-14
Possession Time	28:26	31:34
Third-Down Conversions	9 of 16	1 of 11
Fourth-Down Conversions	0 of 1	0 of 2
Red-Zone Scores-Chances	1-2	5-6
Sacks By: Number-Yards	1-12	2-23
Attendance: 55414		

RUSHING: Florida State - Cook, D. 9-110; Williams, K. 16-72; Winston, J. 3-minus 3; TEAM 2-minus 6; O'Leary, N. 0-0. **Louisville** - Dyer, M. 28-134; Scott, L. 3-30; Radcliff, B. 1-6; Gardner, W. 1-minus 12.

PASSING: Florida State - Winston, J. 25-48-3-401. **Louisville** - Gardner, W. 20-38-1-330

RECEIVING: Florida State - O'Leary, N. 6-76; Greene, R. 6-62; Cook, D. 4-40; Wilson, J. 3-49; Rudolph, T. 2-76; Lane, E. 2-58; Stevenson, F. 1-35; Williams, K. 1-5. **Louisville** - Parker, D. 8-214; DeLa Cruz, K. 4-38; Christian, G. 4-33; Rogers, E. 1-14; Standberry, C. 1-12; Scott, L. 1-11; Quick, J. 1-8.

TACKLES (UA-A): Florida State - Northrup, R. 8-4; Williams, P.J. 7-0; Andrews, N. 5-2; Ramsey, J. 5-1; Hunter, T. 4-1; Darby, R. 3-1; Thomas, M. 3-0; Goldman, E. 2-1; Brutus, L. 2-1; Walker, D. 2-0; Edwards, M. 2-0; Hollin, D. 1-0; Lyons, T. 1-0; Waisome, N. 1-0; Marshall, T. 1-0; Winston, J. 1-0; O'Leary, N. 1-0; Mitchell, D. 0-1. **Louisville** - Sample, J. 12-3; Gaines, C. 8-0; Kelsey, K. 4-3; Dubose, B. 2-3; Mauldin, L. 1-3; Rankins, S. 1-3; Young, T. 2-1; Brown, K. 2-1; Burgess, J. 2-1; Holliman, G. 2-1; Floyd, T. 2-0; Thomas, S. 1-0; Christian, G. 1-0; Milton, M. 1-0; Richardson, J. 1-0; Mount, D. 0-1.



2014 SEASON RECAPS AND BOX SCORES

Game 9, November 8
(2/2/2) Florida State 34,
Virginia 20
Tallahassee, Fla.



- The No. 2 Seminoles became the 25th team in NCAA history to win 25 consecutive games with a 34-20 victory over Virginia. FSU now holds a 21-game win streak against ACC opponents.
- Senior wide receiver Rashad Greene set a career high with 13 receptions, totaling 136 yards through the air and a touchdown. It marked his seventh 100-yard game of 2014 and the 13th time he has gone over the century mark in his career.
- Florida State tied a season high with four sacks - one apiece from Mario Edwards Jr., P.J. Williams, Jalen Ramsey and Tyler Hunter. The Noles have 21 total sacks on the season.
- Junior punter Cason Beatty boomed a career-long 67 yard punt in the first half, breaking his previous high of 59 yards against Duke in last year's ACC Championship Game. Beatty averaged 48.5 yards per punt on four punts.
- Each of the first three scoring drives, all set up by turnovers forced, combined for 59 seconds of game time (1st - 0:48, 2nd - 0:05, 3rd - 0:06). For the year, the Noles have 11 scoring drives under one minute.
- Junior defensive end Mario Edwards Jr. was dominant on the defensive line as he finished with a career-best nine tackles and four TFLs, and also matched his career high with one sack.
- Senior tailback Karlos Williams recorded his sixth multiple-touchdown game of his career and his third this season (Notre Dame and NC State).

	1	2	3	4	FINAL
Virginia	13	0	7	0	20
Florida State	7	21	6	0	34

SCORING SUMMARY

First Quarter

- 12:15 FS Karlos Williams 2 yd run (Roberto Aguayo kick), VA 0 - FS 7
- 04:20 VA Andre Levrone 16 yd pass from Greyson Lambert (Ian Frye kick), VA 7 - FS 7
- 00:24 VA Darius Jennings 15 yd pass from Greyson Lambert (Ian Frye kick failed), VA 13 - FS 7

Second Quarter

- 14:26 FS Karlos Williams 3 yd run (Roberto Aguayo kick), VA 13 - FS 14
- 14:14 FS Rashad Greene 22 yd pass from Jameis Winston (Roberto Aguayo kick), VA 13 - FS 21
- 04:43 FS Jameis Winston 4 yd run (Roberto Aguayo kick), VA 13 - FS 28

Third Quarter

- 08:14 VA Canaan Severin 23 yd pass from Greyson Lambert (Ian Frye kick), VA 20 - FS 28
- 04:41 FS Roberto Aguayo 43 yd field goal, VA 20 - FS 31
- 00:16 FS Roberto Aguayo 40 yd field goal, VA 20 - FS 34

TEAM STATISTICS

	VA	FS
FIRST DOWNS	17	20
RUSHES-YARDS (NET)	32-37	39-115
PASSING YDS (NET)	220	261
Passes Att-Comp-Int	35-20-1	35-22-2
TOTAL OFFENSE PLAYS-YARDS	67-257	74-376
Fumble Returns-Yards	0-0	0-0
Punt Returns-Yards	1-7	1-2
Kickoff Returns-Yards	1-33	2-35
Interception Returns-Yards	2-0	1-3
Punts (Number-Avg)	7-41.7	4-48.5
Fumbles-Lost	2-2	1-1
Penalties-Yards	6-49	6-46
Possession Time	29:18	30:42
Third-Down Conversions	7 of 16	5 of 13
Fourth-Down Conversions	1 of 2	0 of 0
Red-Zone Scores-Chances	2-3	3-4
Sacks By: Number-Yards	2-11	4-31
Attendance: 82325		

RUSHING: Virginia - Kevin Parks 15-43; Khalek Shepherd 5-26; Taquan Mizzell 2-7; Darius Jennings 1-3; David Watford 2-0; Greyson Lambert 7-minus 42. **Florida State** - Karlos Williams 21-70; Dalvin Cook 11-36; Jameis Winston 5-16; TEAM 2-minus 7.

PASSING: Virginia - Greyson Lambert 20-35-1-220. **Florida State** - Jameis Winston 22-35-2-261.

RECEIVING: Virginia - Canaan Severin 4-56; Darius Jennings 4-45; Kevin Parks 4-27; Zachary Swanson 3-44; Taquan Mizzell 2-14; Andre Levrone 1-16; Doni Dowling 1-13; Connor Wingo-Reeves 1-5. **Florida State** - Rashad Greene 13-136; Jesus Wilson 5-46; Ermon Lane 2-53; Karlos Williams 2-26.

TACKLES (UA-A): Virginia - Quin Blanding 7-6; Anthony Harris 3-7; Henry Coley 5-2; Tim Harris 5-1; Daquan Romero 5-1; David Dean 2-2; Maurice Canady 2-2; Mike Moore 2-0; Donte Wilkins 2-0; Eli Harold 1-1; Max Valles 1-1; Kwontie Moore 1-0; Brandon Phelps 1-0; Kirk Garner 1-0; Malcolm Cook 1-0; DreQuan Hoskey 0-1. **Florida State** - Mario Edwards Jr. 7-2; P.J. Williams 3-3; Nate Andrews 4-1; Reggie Northrup 3-2; Terrance Smith 3-2; Jalen Ramsey 2-3; Chris Casher 1-3; Tyler Hunter 3-0; Ronald Darby 2-1; Lamarcus Brutus 1-1; Jacob Pugh 1-1; Matthew Thomas 1-0; Eddie Goldman 1-0; Derrick Nnadi 1-0; Desmond Hollin 1-0; Trey Marshall 0-1; Jarred Haggins 0-1; Ro'Derrick Hoskins 0-1.

Game 10, November 15
(3/2/2) Florida State 30,
Miami 26
Miami Gardens, Fla.



- No. 3 Florida State secured its fifth ACC Atlantic Division title, and extended the nation's longest winning streak to 26 games, with a 30-26 road win over Miami at Sun Life Stadium.
- Redshirt quarterback Jameis Winston extended his consecutive games streak of passing for a TD to 23 with an 11-yard score to Karlos Williams. Winston also eclipsed the 300-yard mark for the 12th time in his career, throwing for 304 yards through the air.
- Freshman running back Dalvin Cook scored two touchdowns on the ground, including the 26-yard game-winning score with 3:05 left in the fourth quarter. A native of Miami, Fla., Cook excelled in his hometown, amassing 92 yards on only seven carries, for a 13.1 yard per carry average.
- Redshirt sophomore kicker Roberto Aguayo made three field goals, including a 53-yarder in the fourth quarter to match a career high.
- Sophomore defensive back Jalen Ramsey was dominant in the secondary for the Noles, recording three tackles, 1.0 TFL, FF, four pass breakups and also blocked a first quarter extra point. His interception of UM's Brad Kaaya in the fourth quarter sealed the victory for Florida State.
- Junior linebacker Reggie Northrup set a career high with 13 tackles, including 1.0 for loss.

	1	2	3	4	FINAL
Florida State	0	10	7	13	30
Miami	13	10	0	3	26

SCORING SUMMARY

First Quarter

- 06:57 UM Phillip Dorsett 27 yd pass from Brad Kaaya (Michael Badgley kick), FS 0 - UM 7
- 01:27 UM Duke Johnson 1 yd run (Michael Badgley kick blocked), FS 0 - UM 13

Second Quarter

- 14:51 UM Michael Badgley 45 yd field goal, FS 0 - UM 16
- 13:34 FS Dalvin Cook 44 yd run (Roberto Aguayo kick), FS 7 - UM 16
- 11:37 UM Clive Walford 61 yd pass from Brad Kaaya (Michael Badgley kick), FS 7 - UM 23
- 08:10 FS Roberto Aguayo 43 yd field goal, FS 10 - UM 23

Third Quarter

- 04:19 FS Karlos Williams 11 yd pass from Jameis Winston (Roberto Aguayo kick), FS 17 - UM 23

Fourth Quarter

- 14:45 FS Roberto Aguayo 37 yd field goal, FS 20 - UM 23
- 11:01 UM Michael Badgley 46 yd field goal, FS 20 - UM 26
- 07:12 FS Roberto Aguayo 53 yd field goal, FS 23 - UM 26
- 03:05 FS Dalvin Cook 26 yd run (Roberto Aguayo kick), FS 30 - UM 26

TEAM STATISTICS

	FS	UM
FIRST DOWNS	20	19
RUSHES-YARDS (NET)	19-114	40-176
PASSING YDS (NET)	304	316
Passes Att-Comp-Int	42-25-1	34-16-1
TOTAL OFFENSE PLAYS-YARDS	61-418	74-492
Fumble Returns-Yards	1-2	0-0
Punt Returns-Yards	2-34	1-8
Kickoff Returns-Yards	4-99	1-26
Interception Returns-Yards	1-0	1-0
Punts (Number-Avg)	3-41.7	3-42.0
Fumbles-Lost	3-2	2-2
Penalties-Yards	2-15	5-51
Possession Time	24:23	35:37
Third-Down Conversions	5 of 11	10 of 18
Fourth-Down Conversions	0 of 0	1 of 2
Red-Zone Scores-Chances	2-3	1-2
Sacks By: Number-Yards	0-0	1-5
Attendance: 76530		

RUSHING: Florida State - Dalvin Cook 7-92; Karlos Williams 4-10; Kermit Whitfield 1-7; Mario Pender 4-4; Jameis Winston 2-3; TEAM 1-minus 2. **Miami** - Duke Johnson 27-130; Joe Yearby 10-34; Stacy Coley 1-8; Brad Kaaya 1-5; TEAM 1-minus 1.

PASSING: Florida State - Jameis Winston 25-42-1-304. **Miami** - Brad Kaaya 16-34-1-316.

RECEIVING: Florida State - Travis Rudolph 4-65; Rashad Greene 4-53; Nick O'Leary 4-42; Kermit Whitfield 3-60; Karlos Williams 3-10; Ermon Lane 2-27; Dalvin Cook 2-18; Jesus Wilson 1-21; Mario Pender 1-7; Freddie Stevenson 1-1. **Miami** - Clive Walford 4-127; Phillip Dorsett 4-90; Duke Johnson 4-37; Stacy Coley 2-27; Standish Dobard 1-33; Malcolm Lewis 1-2.

TACKLES (UA-A): Florida State - Reggie Northrup 10-3; Terrance Smith 6-1; Demarcus Walker 5-0; Tyler Hunter 3-2; Nate Andrews 3-0; Derrick Mitchell Jr. 3-0; Ronald Darby 3-0; Jalen Ramsey 2-1; P.J. Williams 2-1; Mario Edwards Jr. 2-1; Matthew Thomas 1-1; Lamarcus Brutus 1-0; Desmond Hollin 1-0; E.J. Levenberry 1-0; Jacob Pugh 1-0; Chris Casher 1-0; Derrick Nnadi 1-0; Eddie Goldman 1-0. **Miami** - Denzel Perryman 7-2; Jermaine Grace 4-1; N. Fentress 3-2; Raphael Kirby 2-3; Deon Bush 3-0; T. Armbrister 3-0; Artie Burns 2-1; Dallas Crawford 2-0; Ufomba Kamalu 1-1; Olsen Pierre 1-1; Tyriq McCord 1-1; Michael Wyche 2-0; Darrion Owens 1-0; A. Chickillo 1-0; Braxton Berrios 1-0; Corn Elder 1-0; Tracy Howard 1-0.



2014 SEASON RECAPS AND BOX SCORES

Game 11, November 22
(3/1/1) Florida State 20,
Boston College 17
Tallahassee, Fla.



- Redshirt sophomore kicker Roberto Aguayo kicked a 26-yard field goal with :03 left in the fourth quarter to give No. 3 Florida State a 20-17 win on Nov. 22 and extend its nation-best active winning streak to 27 games.
- It was a record-setting day for senior wideout Rashad Greene. With a two-yard catch in the first quarter, Greene set a program record with a reception in 40 consecutive games. With his final catch of the game - a 15-yard reception in the fourth quarter - Greene totaled 3,613 career receiving yards, passing Ron Sellers who tallied 3,598 yards from 1966-68.
- Senior tight end Nick O'Leary's 30-yard touchdown reception gave him the 14th TD of his career. He sits second in ACC history for touchdowns by a tight end, trailing only Virginia's Heath Miller who scored 20 TDs from 2002-04.
- Sophomore defensive back Nate Andrews set a career high with 12 tackles, seven solo, as he led the team in defensive stops. His previous high was 10, coming against Notre Dame on Oct. 18.
- Junior punter Cason Beatty continued to punt the ball impressively, as he booted a 54-yarder in the third quarter and pinned the Eagles at their own 8-yard line in the fourth quarter. He has connected on punts of over 50 yards in each of his last five games.
- Redshirt sophomore quarterback Jameis Winston's TD pass to O'Leary extended his streak of games with a touchdown pass to 24. Winston also finished with 22 pass completions, marking the 11th-straight game that he has completed more than 20 passes in a game.

	1	2	3	4	FINAL
Boston College	3	7	7	0	17
Florida State	7	10	0	3	20

SCORING SUMMARY

First Quarter

08:36 FS Karlos Williams 3 yd run (Roberto Aguayo kick), BC 0 - FS 7
 00:14 BC Mike Knoll 40 yd field goal, BC 3 - FS 7

Second Quarter

10:39 FS Roberto Aguayo 37 yd field goal, BC 3 - FS 10
 05:29 BC Shakim Phillips 49 yd pass from Tyler Murphy (Mike Knoll kick), BC 10 - FS 10
 03:02 FS Nick O'Leary 30 yd pass from Jameis Winston (Roberto Aguayo kick), BC 10 - FS 17

Third Quarter

06:12 BC Tyler Murphy 21 yd run (Mike Knoll kick), BC 17 - FS 17

Fourth Quarter

00:03 FS Roberto Aguayo 26 yd field goal, BC 17 - FS 20

TEAM STATISTICS

	BC	FS
FIRST DOWNS	19	22
RUSHES-YARDS (NET)	51-240	29-110
PASSING YDS (NET)	73	281
Passes Att-Comp-Int	11-6-0	32-22-1
TOTAL OFFENSE PLAYS-YARDS	62-313	61-391
Fumble Returns-Yards	0-0	0-0
Punt Returns-Yards	1-7	1-6
Kickoff Returns-Yards	1-22	0-0
Interception Returns-Yards	1-4	0-0
Punts (Number-Avg)	4-38.2	2-49.0
Fumbles-Lost	2-0	1-0
Penalties-Yards	3-20	5-40
Possession Time	33:47	26:13
Third-Down Conversions	8 of 14	6 of 11
Fourth-Down Conversions	0 of 0	0 of 0
Red-Zone Scores-Chances	0-0	3-3
Sacks By: Number-Yards	0-0	1-14
Attendance: 82300		

RUSHING: Boston College - Jon Hilliman 14-73; Marcus Outlow 12-61; Tyler Murphy 15-48; Sherman Alston 3-35; Myles Willis 7-23. **Florida State** - Dalvin Cook 14-76; Karlos Williams 9-41; Mario Pender 1-0; TEAM 1-minus 3; Jameis Winston 4-minus 4.

PASSING: Boston College - Tyler Murphy 6-10-0-73; Josh Bordner 0-1-0-0. **Florida State** - Jameis Winston 22-32-1-281.

RECEIVING: Boston College - Sherman Alston 2-9; Bobby Wolford 2-9; Shakim Phillips 1-49; Jarrett Darmstatter 1-6. **Florida State** - Rashad Greene 8-106; Nick O'Leary 3-59; Travis Rudolph 3-48; Karlos Williams 3-23; Jesus Wilson 2-24; Dalvin Cook 2-14; Mario Pender 1-7.

TACKLES (UA-A): Boston College - Justin Simmons 6-2; Manuel Asprilla 6-2; Ty-Meer Brown 5-2; Josh Keyes 4-2; Dominique Williams 3-2; Mike Strizak 2-3; Kevin Kavalec 4-0; Steven Daniels 2-2; Connor Wujciak 2-0; Brian Mihalik 2-0; Sean Duggan 1-1; Truman Gutapfel 0-2; Matt Milano 1-0; Nick Lifka 1-0. **Florida State** - Nate Andrews 7-5; Jalen Ramsey 5-3; Terrance Smith 3-4; P.J. Williams 5-1; Reggie Northrup 2-3; Matthew Thomas 3-1; Tyler Hunter 2-2; Mario Edwards Jr. 2-2; Ronald Darby 3-0; Derrick Mitchell Jr. 0-3; Demarcus Walker 2-0; Lamarcus Brutus 1-1; Eddie Goldman 0-2; Rashad Greene 1-0; Desmond Hollin 0-1.

Game 12, November 29
(3/1/2) Florida State 24,
Florida 19
Tallahassee, Fla.



- The No. 3 Seminoles completed their second-straight undefeated regular season with a 24-19 victory over Florida. Florida State has now won 28 consecutive games which ties Alabama (1978-80), Oklahoma (1973-75) and Michigan State (1950-53) for 14th-longest all-time.
- Head coach Jimbo Fisher improved to 11-1 against in-state opponents, including a 4-1 record against the Gators.
- Freshman running back Dalvin Cook rushed for over 100 yards for the third time this season as he set career highs in both carries (24) and rushing yards (144). His 144 yards on the ground is the fifth-best rushing performance against the Gators and second-best by a freshman in the series (Travis Minor, 22-167, 1 TD in 1997).
- Junior linebacker Reggie Northrup finished with a team-high 11 tackles, pushing his season total to 101. He is the first Seminole to tally over 100 tackles in a season since Buster Davis recorded 109 in 2006.
- Redshirt junior linebacker Terrance Smith finished with three tackles, including 0.5 TFL, and also added a 94-yard interception in the first quarter for the Seminoles' first score of the game.
- Senior tight end Nick O'Leary scored two receiving touchdowns in the second quarter to increase his season total to five. It marked the third multiple-touchdown game of his career - Maryland in 2013 (2) and at Pitt in 2013 (3).

	1	2	3	4	FINAL
Florida	9	7	3	0	19
Florida State	7	14	0	3	24

SCORING SUMMARY

First Quarter

12:37 UF Hardin,A. 52 yd field goal, UF 3 - FS 0
 07:25 UF Hardin,A. 39 yd field goal, UF 6 - FS 0
 02:15 UF Hardin,A. 43 yd field goal, UF 9 - FS 0
 01:12 FS Terrance Smith 94 yd interception return (Roberto Aguayo kick), UF 9 - FS 7

Second Quarter

08:12 FS Nick O'Leary 10 yd pass from Jameis Winston (Roberto Aguayo kick), UF 9 - FS 14
 02:14 FS Nick O'Leary 6 yd pass from Jameis Winston (Roberto Aguayo kick), UF 9 - FS 21
 00:47 UF Burton,C. 15 yd pass from Harris,T. (Hardin,A. kick), UF 16 - FS 21

Third Quarter

10:16 UF Hardin,A. 32 yd field goal, UF 19 - FS 21

Fourth Quarter

03:23 FS Roberto Aguayo 37 yd field goal, UF 19 - FS 24

TEAM STATISTICS

	UF	FS
FIRST DOWNS	13	17
RUSHES-YARDS (NET)	33-113	41-181
PASSING YDS (NET)	169	125
Passes Att-Comp-Int	32-13-2	24-12-4
TOTAL OFFENSE PLAYS-YARDS	65-282	65-306
Fumble Returns-Yards	0-0	0-0
Punt Returns-Yards	2-16	0-0
Kickoff Returns-Yards	3-85	6-92
Interception Returns-Yards	4-27	2-94
Punts (Number-Avg)	3-46.3	3-36.3
Fumbles-Lost	1-0	2-0
Penalties-Yards	10-105	8-63
Possession Time	28:40	31:20
Third-Down Conversions	6 of 18	4 of 13
Fourth-Down Conversions	0 of 1	0 of 2
Red-Zone Scores-Chances	2-3	3-3
Sacks By: Number-Yards	1-8	0-0
Attendance: 82485		

RUSHING: Florida - Harris,T. 9-41; Taylor,Kel. 13-37; Jones,M. 9-29; Powell,B. 1-3; Robinson,D. 1-3. **Florida State** - Dalvin Cook 24-144; Karlos Williams 6-38; Jameis Winston 7-16; Mario Edwards Jr. 1-4; Mario Pender 2-minus 3; Cason Beatty 1-minus 18.

PASSING: Florida - Harris,T. 13-32-2-169. **Florida State** - Jameis Winston 12-24-4-125.

RECEIVING: Florida - Robinson,D. 4-71; Powell,B. 3-41; Dunbar,Q. 3-21; Pittman,L. 2-21; Burton,C. 1-15. **Florida State** - Nick O'Leary 4-52; Rashad Greene 3-35; Dalvin Cook 2-28; Jesus Wilson 1-8; Karlos Williams 1-4; Travis Rudolph 1-minus 2.

TACKLES (UA-A): Florida - Gorman,J. 9-0; Taylor,M. 4-3; Bullard,J. 5-1; Maye,M. 4-1; Morrison,A. 3-2; Poole,B. 4-0; Fowler,D. 4-0; Hargreaves,V. 3-0; Cox,B. 2-0; Anzalona,A. 1-1; Showers,V. 1-1; Harris,M. 1-0; Thompson,Ch. 1-0; Tabor,J. 1-0; Wilson,Q. 1-0; Dunbar,Q. 1-0; McCalister,A. 1-0; Cummings,D. 0-1; Ivie,J. 0-1; Lane,A. 0-1. **Florida State** - Reggie Northrup 3-8; Demarcus Walker 3-3; P.J. Williams 4-0; Tyler Hunter 3-1; Derrick Mitchell Jr. 2-2; Eddie Goldman 1-3; Chris Casher 3-0; Mario Edwards Jr. 1-2; Terrance Smith 1-2; Nate Andrews 1-1; Keelin Smith 1-0; Roberto Aguayo 1-0; Ronald Darby 1-0; Jalen Ramsey 1-0; Matthew Thomas 1-0.



2014 SEASON RECAPS AND BOX SCORES

Game 13, December 6
(4/2/2) Florida State 37,
(11/12/12) Georgia Tech 35
Charlotte, N.C. (ACC Championship Game)



- No. 4 Florida State earned its third-straight ACC Championship and a league-record 15th overall in program history with a 37-35 win over No. 11 Georgia Tech. The Seminoles have now won 29 consecutive games, tied for the 12th longest streak in NCAA history.
- Freshman running back Dalvin Cook earned Most Valuable Player honors as he set career highs in both rushes (31) and rushing yards (177) against the Yellow Jackets. He also posted 43 receiving yards and his 220 yards from scrimmage made him the first Seminole with over 200 all-purpose yards since Rashad Greene recorded 203 against Oklahoma State on August 30, 2014. Cook now owns the FSU freshman rushing record with 905 yards on the ground.
- Senior wide receiver Rashad Greene recorded the 15th 100-yard receiving game of his career and eighth of the season. He finished with seven catches for 123 yards and two touchdowns. Greene passed Duke's Conner Vernon (2009-12) to become the ACC career leader with 3,771 receiving yards.
- Junior linebacker Reggie Northrup led the team with 12 tackles, including 1.0 tackles for loss, marking the sixth time he recorded double-digit tackles this season. He now has 113 tackles on the season, which is the most since 2002 from Michael Boulware (127) and Kendyll Pope (131).
- Redshirt sophomore quarterback Jameis Winston finished with 309 yards and three TDs - all in the first half. He now has 64 career TD passes which ranks second all-time at Florida State.

Game 14, January 1
(2/3/3) Oregon 59,
(3/2/2) Florida State 20
Pasadena, Calif. (Rose Bowl CFP Semifinal)



- No. 4 Florida State's school- and ACC-record 29-game win streak came to an end against Oregon in the Rose Bowl College Football Playoff Semifinal.
- The Seminoles trailed 18-13 at the end of the first half when sophomore safety Nate Andrews intercepted Heisman Trophy winner Marcus Mariota to set up redshirt sophomore kicker Roberto Aguayo's career-long 54-yard field goal attempt with three seconds left in the second quarter. The kick just missed, hitting the left upright.
- FSU cut Oregon's lead to 25-20 with 8:07 left in the third quarter when redshirt sophomore quarterback Jameis Winston found freshman wide receiver Travis Rudolph for an 18-yard touchdown.
- The Seminoles fumbled three times in the third quarter, allowing the Ducks to take control of the game.
- Winston threw for 348 yards, tying Chris Weinke's school-record for most career 300-yard games at 14. He tossed a TD pass in his school-record 27th-consecutive game.
- FSU set the Rose Bowl record for first downs passing (17) and combined with Oregon to set the Rose Bowl record for most yards by both teams (1,167). The Noles totaled 528 yards of total offense.
- True freshmen Dalvin Cook (103 yards) and Travis Rudolph (six catches for 96 yards) led FSU in rushing and receiving, respectively.

	1	2	3	4	FINAL
Florida State	7	21	3	6	37
Georgia Tech	14	7	7	7	35

SCORING SUMMARY

First Quarter

09:50 GT Days, S. 1 yd run (Butker, H. kick), FS 0 - GT 7
 07:42 FS O'Leary, N. 46 yd pass from Winston, J. (Aguayo, R. kick), FS 7 - GT 7
 01:45 GT Days, S. 1 yd run (Butker, H. kick), FS 7 - GT 14

Second Quarter

14:10 FS Cook, D. 1 yd run (Aguayo, R. kick), FS 14 - GT 14
 08:02 GT Laskey, Z. 4 yd run (Butker, H. kick), FS 14 - GT 21
 05:40 FS Greene, R. 44 yd pass from Winston, J. (Aguayo, R. kick), FS 21 - GT 21
 00:30 FS Greene, R. 9 yd pass from Winston, J. (Aguayo, R. kick), FS 28 - GT 21

Third Quarter

08:01 GT Days, S. 1 yd run (Butker, H. kick), FS 28 - GT 28
 03:13 FS Aguayo, R. 33 yd field goal, FS 31 - GT 28

Fourth Quarter

10:25 FS Aguayo, R. 32 yd field goal, FS 34 - GT 28
 04:28 FS Aguayo, R. 28 yd field goal, FS 37 - GT 28
 01:47 GT Waller, D. 25 yd pass from Thomas, J. (Butker, H. kick), FS 37 - GT 35

TEAM STATISTICS

	FS	GT
FIRST DOWNS	24	28
RUSHES-YARDS (NET)	33-179	59-331
PASSING YDS (NET)	309	134
Passes Att-Comp-Int	30-21-0	14-8-1
TOTAL OFFENSE PLAYS-YARDS	63-488	73-465
Fumble Returns-Yards	0-0	0-0
Punt Returns-Yards	0-0	1-1
Kickoff Returns-Yards	3-79	3-45
Interception Returns-Yards	1-4	0-0
Punts (Number-Avg)	2-42.0	2-34.5
Fumbles-Lost	0-0	0-0
Penalties-Yards	5-45	3-20
Possession Time	25:05	34:55
Third-Down Conversions	7 of 12	5 of 10
Fourth-Down Conversions	0 of 0	1 of 2
Red-Zone Scores-Chances	5-5	4-4
Sacks By: Number-Yards	0-0	0-0
Attendance: 64808		

RUSHING: Florida State - Cook, D. 31-177; Winston, J. 1-5; **TEAM 1**-minus 3. **Georgia Tech** - Thomas, J. 11-104; Days, S. 19-67; Perkins, C. 9-64; Laskey, Z. 11-40; Andrews, D. 3-24; Hill, D. 3-19; Bostic, B. 2-7; Zenon, T. 1-6.

PASSING: Florida State - Winston, J. 21-30-0-309. **Georgia Tech** - Thomas, J. 8-14-1-134.

RECEIVING: Florida State - Greene, R. 7-123; Cook, D. 5-43; Rudolph, T. 5-40; O'Leary, N. 3-97; Stevenson, F. 1-6. **Georgia Tech** - Waller, D. 5-73; Hill, D. 1-27; Bostic, B. 1-24; Days, S. 1-10.

TACKLES (UA-A): Florida State - Northrup, R. 5-7; Andrews, N. 8-2; Williams, P.J. 7-2; Hollin, D. 4-3; Ramsey, J. 3-3; Nnadi, D. 2-4; Thomas, M. 4-1; Marshall, T. 3-2; Hunter, T. 3-0; Walker, D. 3-0; Casher, C. 1-2; Smith, K. 0-3; Edwards, M. 0-3; Smith, Terr. 1-1; Darby, R. 1-1; Featherston, L. 0-2; Mitchell, D. 0-1; Levenberry, E. 0-1. **Georgia Tech** - Davis, P. 7-4; Smith, D. 10-0; Golden, J. 4-3; Nealy, Q. 0-6; Freeman, K. 3-2; Gotsis, A. 3-1; Johnson, I. 3-0; Harrell, A. 1-2; Griffin, Co. 1-2; Chungong, R. 1-1; Gamble, P. 1-1; Green, S. 1-1; Austin, Law. 1-0; White, D. 1-0; Milton, C. 1-0; Marcordes, T. 1-0; Griffin, L. 1-0; Laskey, Z. 0-1; Mason, S. 0-1; Hankins, B. 0-1.

	1	2	3	4	FINAL
Florida State	3	10	7	0	20
OREGON	8	10	27	14	59

SCORING SUMMARY

First Quarter

09:06 FS R. Aguayo 28 yd field goal, 10-48 4:43, FS 3 - ORE 0
 06:55 ORE Freeman, R. 1 yd run (French, C. pass from Alie, T.), 9-73 2:05, FS 3 - ORE 8

Second Quarter

10:12 ORE Schneider, A. 28 yd field goal, 19-88 4:45, FS 3 - ORE 11
 05:18 FS R. Aguayo 26 yd field goal, 13-65 4:48, FS 6 - ORE 11
 02:18 ORE Tyner, T. 1 yd run (Schneider, A. kick), 10-75 3:00, FS 6 - ORE 18
 00:36 FS K. Williams 10 yd run (R. Aguayo kick), 6-71 1:36, FS 13 - ORE 18

Third Quarter

11:54 ORE Freeman, R. 3 yd run (Schneider, A. kick), 5-69 1:32, FS 13 - ORE 25
 08:07 FS T. Rudolph 18 yd pass from J. Winston (R. Aguayo kick), 10-75 3:47, FS 20 - ORE 25
 06:43 ORE Carrington, D. 56 yd pass from Mariota, M. (Schneider, A. kick), 5-81 1:21, FS 20 - ORE 32
 04:21 ORE Carrington, D. 30 yd pass from Mariota, M. (Schneider, A. kick), 2-43 0:21, FS 20 - ORE 39
 01:36 ORE Washington, T. 58 yd fumble recovery (Schneider, A. kick block), FS 20 - ORE 45

Fourth Quarter

13:56 ORE Mariota, M. 23 yd run (Schneider, A. kick), 6-43 2:01, FS 20 - ORE 52
 10:13 ORE Tyner, T. 21 yd run (Schneider, A. kick), 4-57 2:23, FS 20 - ORE 59

TEAM STATISTICS

	FS	GT
FIRST DOWNS	28	30
RUSHES-YARDS (NET)	39-180	45-301
PASSING YDS (NET)	348	338
Passes Att-Comp-Int	48-29-1	36-26-1
TOTAL OFFENSE PLAYS-YARDS	87-528	81-639
Fumble Returns-Yards	0-0	2-65
Punt Returns-Yards	0-0	0-0
Kickoff Returns-Yards	9-186	3-48
Interception Returns-Yards	1-0	1-0
Punts (Number-Avg)	4-33.5	2-38.5
Fumbles-Lost	7-4	2-1
Penalties-Yards	6-48	6-50
Possession Time	32:43	27:17
Third-Down Conversions	6 of 16	7 of 12
Fourth-Down Conversions	0 of 2	1 of 2
Red-Zone Scores-Chances	4-5	4-4
Sacks By: Number-Yards	0-0	2-18
Attendance: 91322		

RUSHING: Florida State - Dalvin Cook 15-103; Karlos Williams 12-80; Ryan Green 2-7; Mario Pender 2-5; Jameis Winston 8-minus 15. **OREGON** - Tyner, Thomas 13-124; Mariota, Marcus 8-62; Freeman, Royce 12-44; Benoit, Kani 4-40; Bassett, Kenny 4-25; Marshall, Byron 1-0.

PASSING: Florida State - J. Winston 29-45-1-348; S. Maguire 0-3-0-0. **OREGON** - Mariota, Marcus 26-36-1-338.

RECEIVING: Florida State - Travis Rudolph 6-96; Rashad Greene 6-59; Jesus Wilson 5-72; Karlos Williams 5-59; Dalvin Cook 3-24; Ermon Lane 2-22; Freddie Stevenson 1-12; Nick O'Leary 1-4. **OREGON** - Carrington, D. 7-165; Baylis, Evan 6-73; Marshall, Byron 5-20; Nelson, Charles 4-40; Stanford, D. 2-21; Freeman, R. 2-19.

TACKLES (UA-A): Florida State - P.J. Williams 8-6; Nate Andrews 7-3; Reggie Northrup 6-3; Ronald Darby 3-3; Tyler Hunter 3-2; Desmond Hollin 4-0; Matthew Thomas 3-1; Jalen Ramsey 2-2. **OREGON** - Hill, Troy 7-2; Daniels, Reggie 6-3; Dargan, Erick 6-2; Seisay, Chris 4-2; Malone, Derrick 4-1; Robinson, Tyree 2-2; Washington, T. 2-2; Buckner, D. 2-2; Armstead, Arik 1-3; Forde, Ayele 3-0; Walker, Joe 2-1; Hardrick, R. 2-1; Coleman, Tyson 2-1.



2014 FINAL STATISTICS

Team Statistics	FS	OPP
SCORING	472	358
Points Per Game	33.7	25.6
FIRST DOWNS	322	295
Rushing	111	146
Passing	187	131
Penalty	24	18
RUSHING YARDAGE	1933	2382
Yards gained rushing	2312	2730
Yards lost rushing	379	348
Rushing Attempts	451	573
Average Per Rush	4.3	4.2
Average Per Game	138.1	170.1
TDs Rushing	27	21
PASSING YARDAGE	4246	3175
Comp-Att-Int	330-516-20	248-435-14
Average Per Pass	8.2	7.3
Average Per Catch	12.9	12.8
Average Per Game	303.3	226.8
TDs Passing	26	22
TOTAL OFFENSE	6179	5557
Total Plays	967	1008
Average Per Play	6.4	5.5
Average Per Game	441.4	396.9
KICK RETURNS: #-Yards	49-971	45-846
PUNT RETURNS: #-Yards	17-179	13-92
INT RETURNS: #-Yards	14-156	20-132
KICK RETURN AVERAGE	19.8	18.8
PUNT RETURN AVERAGE	10.5	7.1
INT RETURN AVERAGE	11.1	6.6
FUMBLES-LOST	23-12	23-12
PENALTIES-Yards	87-668	77-685
Average Per Game	47.7	48.9
PUNTS-Yards	48-1966	64-2712
Average Per Punt	41.0	42.4
Net punt average	38.2	37.7
KICKOFFS-Yards	96-6027	73-4455
Average Per Kick	62.8	61.0
Net kick average	49.1	40.9
TIME OF POSSESSION/Game	28:57	31:03
3RD-DOWN Conversions	80/175	93/212
3rd-Down Pct	46%	44%
4TH-DOWN Conversions	0/6	7/23
4th-Down Pct	0%	30%
SACKS BY-Yards	17-136	23-187
MISC YARDS	0	0
TOUCHDOWNS SCORED	56	44
FIELD GOALS-ATTEMPTS	27-30	18-25
ON-SIDE KICKS	0-0	0-2
RED-ZONE SCORES	(54-59) 92%	(39-52) 75%
RED-ZONE TOUCHDOWNS	(35-59) 59%	(28-52) 54%
PAT-ATTEMPTS	(55-55) 100%	(38-42) 90%
ATTENDANCE	575478	232822
Games/Avg Per Game	7/82211	4/58206
Neutral Site Games		3/72550

Score by Quarters	1st	2nd	3rd	4th	OT	Total
Florida State	82	158	119	107	6	472
Opponents	94	98	89	77	0	358



2014 INDIVIDUAL STATISTICS

Rushing	gp	att	gain	loss	net	avg	td	lg	avg/g
Dalvin Cook	13	170	1052	44	1008	5.9	8	44	77.5
Karlos Williams	12	150	718	29	689	4.6	11	28	57.4
Mario Pender	9	41	222	16	206	5.0	4	56	22.9
Jameis Winston	13	57	238	173	65	1.1	3	28	5.0
Kermit Whitfield	14	3	40	0	40	13.3	0	21	2.9
Ryan Green	7	6	31	0	31	5.2	0	8	4.4
Mario Edwards Jr.	13	1	4	0	4	4.0	0	4	0.3
Johnathan Vickers	13	1	3	0	3	3.0	0	3	0.2
Freddie Stevenson	14	1	0	0	0	0.0	0	0	0.0
Nick O'Leary	14	0	0	0	0	0.0	1	0	0.0
Rashad Greene	14	1	0	2	-2	-2.0	0	0	-0.1
Cason Beatty	14	1	0	18	-18	-18.0	0	0	-1.3
TEAM	9	11	0	44	-44	-4.0	0	0	-4.9
Sean Maguire	4	8	4	53	-49	-6.1	0	3	-12.2
Total	14	451	2312	379	1933	4.3	27	56	138.1
Opponents	14	573	2730	348	2382	4.2	21	36	170.1

Passing	gp	effic	comp-att-int	pct	yds	td	lg	avg/g
Jameis Winston	13	145.54	305-467-18	65.3	3907	25	68	300.5
Sean Maguire	4	107.71	25-49-2	51.0	339	1	74	84.8
Total	14	141.95	330-516-20	64.0	4246	26	74	303.3
Opponents	14	128.57	248-435-14	57.0	3175	22	71	226.8

Receiving	gp	no.	yds	avg	td	lg	avg/g
Rashad Greene	14	99	1365	13.8	7	74	97.5
Nick O'Leary	14	48	618	12.9	6	46	44.1
Jesus Wilson	13	42	527	12.5	4	39	40.5
Travis Rudolph	13	38	555	14.6	4	68	42.7
Karlos Williams	12	29	265	9.1	1	27	22.1
Dalvin Cook	13	22	203	9.2	0	30	15.6
Ermon Lane	14	13	267	20.5	1	59	19.1
Kermit Whitfield	14	11	145	13.2	0	29	10.4
Mario Pender	9	10	56	5.6	1	11	6.2
Freddie Stevenson	14	7	72	10.3	1	35	5.1
Christian Green	12	6	120	20.0	1	62	10.0
Kevin Haplea	14	2	19	9.5	0	10	1.4
Jarred Haggins	14	1	18	18.0	0	18	1.3
Ja'Vonn Harrison	6	1	9	9.0	0	9	1.5
Ryan Izzo	2	1	7	7.0	0	7	3.5
Total	14	330	4246	12.9	26	74	303.3
Opponents	14	248	3175	12.8	22	71	226.8

Punt Returns	no.	yds	avg	td	lg
Rashad Greene	15	160	10.7	0	34
Jesus Wilson	2	19	9.5	0	13
Total	17	179	10.5	0	34
Opponents	13	92	7.1	0	28

Interceptions	no.	yds	avg	td	lg
Nate Andrews	3	9	3.0	1	9
Lamarcus Brutus	2	4	2.0	0	4
Jalen Ramsey	2	27	13.5	0	27
Terrance Smith	2	97	48.5	1	94
Jacob Pugh	2	5	2.5	0	5
Tyler Hunter	1	0	0.0	0	0
P.J. Williams	1	14	14.0	0	14
Reggie Northrup	1	0	0.0	0	0
Total	14	156	11.1	2	94
Opponents	20	132	6.6	0	27

Kick Returns	no.	yds	avg	td	lg
Kermit Whitfield	32	665	20.8	0	35
Jesus Wilson	10	228	22.8	0	34
Karlos Williams	3	41	13.7	0	14
Kevin Haplea	3	32	10.7	0	12
Freddie Stevenson	1	5	5.0	0	5
Total	49	971	19.8	0	35
Opponents	45	846	18.8	0	46

Fumble Returns	no.	yds	avg	td	lg
Reggie Northrup	1	31	31.0	1	31
Tyler Hunter	1	2	2.0	0	2
Total	2	33	16.5	1	31
Opponents	2	65	32.5	1	58



2014 INDIVIDUAL STATISTICS

Scoring	td	fg	PAT				dpx	saf	pts
			kick	rush	rcv	pass			
Roberto Aguayo	-	27-30	55-55	-	-	-	-	136	
Karlos Williams	12	-	-	-	-	-	-	72	
Dalvin Cook	8	-	-	-	-	-	-	48	
Nick O'Leary	7	-	-	-	-	-	-	42	
Rashad Greene	7	-	-	-	-	-	-	42	
Mario Pender	5	-	-	-	-	-	-	30	
Jesus Wilson	4	-	-	-	-	-	-	24	
Travis Rudolph	4	-	-	-	-	-	-	24	
Jameis Winston	3	-	-	-	-	-	-	18	
Freddie Stevenson	1	-	-	-	-	-	-	6	
Ermon Lane	1	-	-	-	-	-	-	6	
Terrance Smith	1	-	-	-	-	-	-	6	
Reggie Northrup	1	-	-	-	-	-	-	6	
Nate Andrews	1	-	-	-	-	-	-	6	
Christian Green	1	-	-	-	-	-	-	6	
Total	56	27-30	55-55	-	-	-	-	472	
Opponents	44	18-25	38-42	-	1	1-2	-	358	

Total Offense	g	plays	rush	pass	total	avg/g
Jameis Winston	13	524	65	3907	3972	305.5
Dalvin Cook	13	170	1008	0	1008	77.5
Karlos Williams	12	150	689	0	689	57.4
Sean Maguire	4	57	-49	339	290	72.5
Mario Pender	9	41	206	0	206	22.9
Kermit Whitfield	14	3	40	0	40	2.9
Ryan Green	7	6	31	0	31	4.4
Mario Edwards Jr.	13	1	4	0	4	0.3
Johnathan Vickers	13	1	3	0	3	0.2
Rashad Greene	14	1	-2	0	-2	-0.1
Cason Beatty	14	1	-18	0	-18	-1.3
TEAM	9	11	-44	0	-44	-4.9
Total	14	967	1933	4246	6179	441.4
Opponents	14	1008	2382	3175	5557	396.9

Field Goals	fg	pct.	01-19	20-29	30-39	40-49	50-99	lg	blk
Roberto Aguayo	27-30	90.0	0-0	9-9	9-9	6-8	3-4	53	0

FG Sequence	Florida State	Opponents
OSU	(36),(27),(37)	42,(37)
The Citadel	(22),(27),(24)	-
Clemson	(50)	23,(30),40
NC State	-	(37),(25)
Wake Forest	(43),(40),(52),(42),(32)	(36)
Syracuse	(34)	(21),(32)
Notre Dame	(28)	(34),(46)
LOUISVILLE	41	(33)
Virginia	(43),(40)	-
Miami	(43),(37),(53)	(45),29,(46)
Boston College	(37),40,(26)	(40),42
Florida	(37)	(52),(39),(43),(32),52,42
Georgia Tech	(33),(32),(28)	-
#2 OREGON	(28),(26),54	(28)

Punting	no.	yds	avg	lg	tb	fc	i20	50+	blk
Cason Beatty	48	1966	41.0	67	2	22	15	7	0
Total	48	1966	41.0	67	2	22	15	7	0
Opponents	64	2712	42.4	63	6	29	24	15	0

Kickoffs	no.	yds	avg	tb	ob	retn	net	ydln
Roberto Aguayo	96	6027	62.8	49	2			
Total	96	6027	62.8	49	2	18.8	41.2	23
Opponents	73	4455	61.0	20	3	19.8	40.9	24

Numbers in parentheses indicate field goal was made.

All Purpose	g	rush	rcv	pr	kr	ir	total	avg/g
Rashad Greene	14	-2	1365	160	0	0	1523	108.8
Dalvin Cook	13	1008	203	0	0	0	1211	93.2
Karlos Williams	12	689	265	0	41	0	995	82.9
Kermit Whitfield	14	40	145	0	665	0	850	60.7
Jesus Wilson	13	0	527	19	228	0	774	59.5
Nick O'Leary	14	0	618	0	0	0	618	44.1
Travis Rudolph	13	0	555	0	0	0	555	42.7
Ermon Lane	14	0	267	0	0	0	267	19.1
Mario Pender	9	206	56	0	0	0	262	29.1
Christian Green	12	0	120	0	0	0	120	10.0
Terrance Smith	12	0	0	0	0	97	97	8.1
Freddie Stevens	14	0	72	0	5	0	77	5.5
Jameis Winston	13	65	0	0	0	0	65	5.0
Kevin Haplea	14	0	19	0	32	0	51	3.6
Ryan Green	7	31	0	0	0	0	31	4.4
Jalen Ramsey	14	0	0	0	0	27	27	1.9
Jarred Haggins	14	0	18	0	0	0	18	1.3
P.J. Williams	13	0	0	0	0	14	14	1.1
Ja'Vonn Harriso	6	0	9	0	0	0	9	1.5
Nate Andrews	14	0	0	0	0	9	9	0.6
Ryan Izzo	2	0	7	0	0	0	7	3.5
Jacob Pugh	13	0	0	0	0	5	5	0.4
Lamaricus Brutu	14	0	0	0	0	4	4	0.3
Mario Edwards J	13	4	0	0	0	0	4	0.3
Johnathan Vicke	13	3	0	0	0	0	3	0.2
Cason Beatty	14	-18	0	0	0	0	-18	-1.3
TEAM	9	-44	0	0	0	0	-44	-4.9
Sean Maguire	4	-49	0	0	0	0	-49	-12.2
Total	14	1933	4246	179	971	156	7485	534.6
Opponents	14	2382	3175	92	846	132	6627	473.4



2014 DEFENSIVE STATISTICS

##	Defensive Leaders	gp	Tackles				tfl/yds	Sacks no-yds	Pass defense			Fumbles		blkd	
			ua	a	tot				int-yds	brup	qbh	rcv-yds	ff	kick	saf
5N	Reggie Northrup	14	61	61	122	4.0-7	1.0-1	1-0	1	1	1-31	1	.	.	
29	Nate Andrews	14	66	27	93	0.5-2	.	3-9	5	1	2-0	1	.	.	
24	Terrance Smith	12	48	39	87	4.5-12	1.0-6	2-97	1	2	.	2	.	.	
8	Jalen Ramsey	14	45	34	79	9.5-47	3.0-32	2-27	12	2	.	2	1	.	
26	P.J. Williams	13	52	22	74	6.5-16	1.0-9	1-14	10	1	1-0	1	.	.	
1	Tyler Hunter	14	48	17	65	2.5-20	1.0-9	1-0	7	1	1-2	.	.	.	
15	Mario Edwards Jr.	13	25	19	44	11.0-50	3.0-27	.	5	2	.	2	.	.	
3	Ronald Darby	14	28	15	43	1.0-2	.	.	4	.	.	1	.	.	
44	Demarcus Walker	14	27	11	38	6.0-18	1.0-6	.	.	4	.	1	.	.	
90	Eddie Goldman	14	19	16	35	8.0-30	4.0-24	.	1	1	1-0	1	.	.	
43	Desmond Hollin	13	20	13	33	4.0-10	
21	Chris Casher	13	15	13	28	3.5-10	1.0-5	.	2	
7T	Matthew Thomas	8	21	5	26	2.5-5	
1L	E.J. Levenberry	13	11	10	21	1.0-2	.	.	1	
11	Derrick Mitchell Jr.	12	6	14	20	1.0-2	.	.	2	1	1-0	.	.	.	
41	Lorenzo Featherston	11	9	10	19	5.0-31	1.0-17	.	.	2	1-0	1	.	.	
91	Derrick Nnadi	9	8	10	18	1.5-2	.	.	1	1	1-0	.	.	.	
42	Lamarcus Brutus	14	7	8	15	.	.	2-4	1	
20	Trey Marshall	11	6	6	12	1.5-3	
16	Jacob Pugh	13	7	5	12	2.0-4	.	2-5	1	.	1-0	.	.	.	
99	Nile LawrenceStample	4	4	6	10	0.5-0	1	.	
18	Ro'Derrick Hoskins	13	2	7	9	
37	Keelin Smith	12	4	3	7	
19	Roberto Aguayo	14	4	.	4	
6W	Nick Waisome	12	3	.	3	
27	Marquez White	12	2	1	3	
22	Johnathan Vickers	13	3	.	3	
23	Freddie Stevenson	14	2	1	3	
12	Jarred Haggins	14	1	2	3	
2L	Tyrell Lyons	11	1	2	3	
95	Keith Bryant	1	1	1	2	
4N	Giorgio Newberry	14	1	1	2	1-0	.	.	.	
4	Dalvin Cook	13	.	2	2	
52	Ukeme Eligwe	1	.	2	2	
35	Nick O'Leary	14	2	.	2	
92	Justin Shanks	5	1	1	2	
98	Rick Leonard	4	1	.	1	
54	Tre' Jackson	14	1	.	1	
62	Austin Barron	6	1	.	1	
93	Demarcus Christmas	2	.	1	1	
6	Ryan Green	7	.	1	1	
5	Jameis Winston	13	1	.	1	1	.	.	
1A	Ermon Lane	14	1	.	1	
70	Josue Matias	14	1	.	1	
9	Karlos Williams	12	1	.	1	



2014 GAME-BY-GAME STARTERS

	OSU	CIT	CLEM	NCST	WF	SU	ND	LOU	UVA	MIA	BC	UF	ACC	CFP
X	Greene	Greene	Greene	Greene	Greene	Greene	Greene	Greene	Greene	Greene	Greene	Greene	Greene	Greene
LT	Erving	Erving	Erving	Erving	Erving	Erving	Erving	Erving	Erving	Johnson	Johnson	Johnson	Johnson	Johnson
LG	Matias	Matias	Matias	Matias	Matias	Matias	Matias	Matias	Matias	Matias	Matias	Matias	Matias	Matias
C	Barron	Barron	Barron	Barron	Barron	Hoefeld	Hoefeld	Hoefeld	Hoefeld	Erving	Erving	Erving	Erving	Erving
RG	Jackson	Jackson	Jackson	Jackson	Jackson	Jackson	Jackson	Jackson	Jackson	Jackson	Jackson	Jackson	Jackson	Jackson
RT	Hart	Hart	Hart	Hart	Hart	Hart	Hart	Hart	Hart	Hart	Hart	Hart	Hart	Hart
Y	O'Leary (TE)	O'Leary (TE)	O'Leary (TE)	Wilson	O'Leary (TE)	Wilson	Wilson	O'Leary (TE)	Wilson	O'Leary (TE)	O'Leary (TE)	Wilson	Wilson	Wilson
Z	Green	Green	Green	Green	Green	Rudolph	Rudolph	Lane	Rudolph	Wilson	Lane	Rudolph	Rudolph	Rudolph
QB	Winston	Winston	Maguire	Winston	Winston	Winston	Winston	Winston	Winston	Winston	Winston	Winston	Winston	Winston
FB	Stevenson	Stevenson	Stevenson	O'Leary (TE)	Stevenson	O'Leary (TE)	O'Leary (TE)	Stevenson	O'Leary (TE)	Stevenson	Stevenson	O'Leary (TE)	O'Leary (TE)	O'Leary (TE)
TB	K. Williams	K. Williams	K. Williams	K. Williams	K. Williams	Pender	Cook	K. Williams	K. Williams	K. Williams	K. Williams	K. Williams	Cook	Cook
PK	Aguayo	Aguayo	Aguayo	Aguayo	Aguayo	Aguayo	Aguayo	Aguayo	Aguayo	Aguayo	Aguayo	Aguayo	Aguayo	Aguayo
DS	Gabbard	Gabbard	Gabbard	Gabbard	Gabbard	Gabbard	Gabbard	Gabbard	Gabbard	Gabbard	Gabbard	Gabbard	Gabbard	Gabbard
HO	Beatty	Beatty	Beatty	Beatty	Beatty	Beatty	Beatty	Beatty	Beatty	Beatty	Beatty	Beatty	Beatty	Beatty
KO	Aguayo	Aguayo	Aguayo	Aguayo	Aguayo	Aguayo	Aguayo	Aguayo	Aguayo	Aguayo	Aguayo	Aguayo	Aguayo	Aguayo
P	Beatty	Beatty	Beatty	Beatty	Beatty	Beatty	Beatty	Beatty	Beatty	Beatty	Beatty	Beatty	Beatty	Beatty
DT	Goldman	Goldman	Goldman	Goldman	Goldman	Goldman	Goldman	Goldman	Goldman	Goldman	Goldman	Goldman	Goldman	Goldman
NG	Lawrence-Stample	Lawrence-Stample	Mitchell (DE)	Mitchell	Hollin	Hollin	Mitchell	Mitchell	Mitchell	Mitchell	Mitchell	Mitchell	Mitchell	Mitchell
JLB	Edwards, Jr.	Edwards, Jr.	Edwards, Jr.	Casher	Edwards Jr.	Edwards Jr.	Edwards Jr.	Edwards Jr.	Edwards Jr.	Edwards Jr. (DE)	Edwards Jr.	Edwards Jr.	Edwards Jr.	Edwards Jr.
WLB	Smith	Smith	Smith	Smith	Levenberry	Smith	Smith	Thomas	Smith	Smith	Smith	Smith	Thomas	Thomas
MLB	Northrup	Northrup	Northrup	Northrup	Northrup	Northrup	Northrup	Northrup	Northrup	Northrup	Northrup	Northrup	Northrup	Northrup
SLB	Walker	Walker	Walker	Walker	Featherston	Featherston	Featherston	Walker	Walker	Walker	Walker	Walker	Walker	Walker
NB	Ramsey	Ramsey	Ramsey	Ramsey	Ramsey	Ramsey	Ramsey	Ramsey	Ramsey	Casher (JB)	Ramsey	Ramsey	Ramsey	Ramsey
CB	Darby	Darby	Darby	Darby	Darby	Darby	Darby	Darby	Darby	Darby	Darby	Darby	Darby	Darby
FS	Hunter	Hunter	Hunter	Hunter	Hunter	Hunter	Hunter	Hunter	Hunter	Hunter	Hunter	Hunter	Hunter	Hunter
SS	Andrews	Andrews	Andrews	Andrews	Andrews	Andrews	Andrews	Andrews	Andrews	Ramsey	Andrews	Andrews	Andrews	Andrews
CB	P.J. Williams	P.J. Williams	P.J. Williams	P.J. Williams	P.J. Williams	P.J. Williams	P.J. Williams	P.J. Williams	P.J. Williams	P.J. Williams	P.J. Williams	P.J. Williams	P.J. Williams	P.J. Williams

CAREER STARTS LIST

Player	'11	'12	'13	'14	Ttl
Roberto Aguayo	-	-	14	14	28
Nate Andrews	-	-	1	13	14
Austin Barron	3	1	1	5	10
Cason Beatty	-	14	14	14	42
Ruben Carter	-	-	1	-	1
Chris Casher	-	-	-	2	2
Dalvin Cook	-	-	-	3	3
Ronald Darby	-	-	9	14	23
Mario Edwards Jr.	-	2	11	13	26
Cameron Erving	-	14	14	14	42
Lorenzo Featherston	-	-	-	3	3
Eddie Goldman	-	-	12	14	26
Christian Green	4	-	-	5	9
Rashad Greene	3	13	13	14	43
Jarred Haggins	1	2	-	-	3
Kevin Haplea	-	2	-	-	2
Bobby Hart	9	-	14	14	37
Ryan Hoefeld	-	-	-	4	4
Desmond Hollin	-	-	-	2	2
Tyler Hunter	-	3	3	14	20
Tre' Jackson	1	14	13	14	42
Roderick Johnson	-	-	-	5	5
Ermon Lane	-	-	-	2	2
Nile Lawrence-Stample	-	-	6	2	8
E.J. Levenberry	-	-	1	1	2
Sean Maguire	-	-	-	1	1
Josue Matias	1	14	14	14	43
Derrick Mitchell Jr.	-	-	-	10	10
Georgio Newberry	-	-	1	-	1
Reggie Northrup	-	-	-	14	14
Nick O'Leary	2	11	13	14	40
Mario Pender	-	-	-	1	1
Jalen Ramsey	-	-	14	14	28
Travis Rudolph	-	-	-	6	6
Terrance Smith	-	-	10	10	20
Freddie Stevenson	-	-	-	7	7
Matthew Thomas	-	-	-	3	3
Nick Waisome	-	14	-	1	15
DeMarcus Walker	-	-	3	11	14
Karlos Williams	-	1	-	10	11
P.J. Williams	-	-	11	14	25
Jesus Wilson	-	-	-	8	8
Jameis Winston	-	-	14	13	27

(Bowl Games Included in Totals)

2014 GAME-BY-GAME CAPTAINS

OKLAHOMA STATE	Mario Edwards, Jr. Rashad Greene Jarred Haggins
THE CITADEL	Christian Green Tre' Jackson Terrance Smith
CLEMSON	Mario Edwards Jr. Cameron Erving Jarred Haggins
NC STATE	Terrance Smith Tre' Jackson Jarred Haggins
WAKE FOREST	Jarred Haggins Josue Matias Eddie Goldman
SYRACUSE	Jarred Haggins Mario Edwards Jr. Rashad Greene
NOTRE DAME	Jarred Haggins Mario Edwards Jr. Bobby Hart Tre' Jackson
LOUISVILLE	Jarred Haggins Mario Edwards Jr. Rashad Greene
VIRGINIA	Jarred Haggins Tre' Jackson Eddie Goldman
MIAMI	Jarred Haggins Rashad Greene Eddie Goldman
BOSTON COLLEGE	Jarred Haggins Nick Waisome Josue Matias Desmond Hollin
FLORIDA	Jarred Haggins Tre' Jackson Rashad Greene Eddie Goldman
GEORGIA TECH (ACC CHAMPIONSHIP)	Jarred Haggins Tre' Jackson Eddie Goldman
OREGON (ROSE BOWL CFP SEMIFINAL)	Jarred Haggins Rashad Greene Eddie Goldman



2014 GAME-BY-GAME INDIVIDUAL STATISTICS

#5 Winston, J.	Comp	Att	Int	Pct	Yards	TD	Long	Sacked	Effic
OSU	25	40	2	62.5	370	1	62	2-20	138.45
The Citadel	22	27	0	81.5	256	2	46	0-0	185.57
NC State	26	38	2	68.4	365	4	40	3-26	173.32
Wake Forest	23	39	1	59.0	297	1	59	2-8	126.28
Syracuse	30	36	0	83.3	317	3	44	1-7	184.80
Notre Dame	23	31	1	74.2	273	2	33	1-8	163.01
LOUISVILLE	25	48	3	52.1	401	3	68	2-23	130.38
Virginia	22	35	2	62.9	261	1	40	2-11	123.50
Miami	25	42	1	59.5	304	1	29	1-5	123.42
Boston College	22	32	1	68.8	281	1	30	0-0	146.57
Florida	12	24	4	50.0	125	2	30	1-8	87.92
Georgia Tech	21	30	0	70.0	309	3	46	0-0	189.52
#2 OREGON	29	45	1	64.4	348	1	24	2-18	132.29
TOTALS	305	467	18	65.3	3907	25	68	17-134	145.54

#10 Maguire, S.	Comp	Att	Int	Pct	Yards	TD	Long	Sacked	Effic
The Citadel	3	5	0	60.0	28	0	10	0-0	107.04
Clemson	21	39	2	53.8	304	1	74	5-49	117.53
Wake Forest	1	2	0	50.0	7	0	7	1-4	79.40
#2 OREGON	0	3	0	0.0	0	0	0	0-0	0.00
TOTALS	25	49	2	51.0	339	1	74	6-53	107.71

RUSHING	No-Yds/TD	OSU	CIT	CU	ST	WF	SU	ND	LOU	VA	UM	BC	UF	GT	ORE
Cook, D.	170-1008/8	DNP	13-67/1	1-3/0	6-45/1	4-13/0	23-122/1	12-20/0	9-110/2	11-36/0	7-92/2	14-76/0	24-144/0	31-177/1	15-103/0
Williams, K.	150-689/11	23-66/0	9-66/1	10-45/1	21-126/3	11-50/0	DNP	8-25/2	16-72/0	21-70/2	4-10/0	9-41/1	6-38/0	DNP	12-80/1
Pender, M.	41-206/4	3-31/1	7-38/0	8-15/1	DNP	5-70/1	9-46/1	DNP	DNP	DNP	4-4/0	1-0/0	2-3/0	DNP	2-5/0
Winston, J.	57-65/3	5-9/1	2-2/0	DNP	5-3/0	7-34/1	4-3/0	4-8/0	3-3/0	5-16/1	2-3/0	4-4/0	7-16/0	1-5/0	8-15/0
Whitfield, K.	3-40/0	-	2-33/0	-	-	-	-	-	-	-	1-7/0	-	-	-	-
Green, R.	6-31/0	DNP	DNP	DNP	-	4-24/0	-	-	-	DNP	DNP	DNP	DNP	-	2-7/0
Edwards, M.	1-4/0	-	-	-	DNP	-	-	-	-	-	-	-	1-4/0	-	-
Vickers, J.	1-3/0	-	1-3/0	DNP	-	-	-	-	-	-	-	-	-	-	-
Stevenson, F.	1-0/0	-	-	-	-	-	-	1-0/0	-	-	-	-	-	-	-
Greene, R.	1-2/0	-	-	1-2/0	-	-	-	-	-	-	-	-	-	-	-
Beatty, C.	1-18/0	-	-	-	-	-	-	-	-	-	-	-	1-18/0	-	-
TEAM	11-44/0	DNP	DNP	1-2/0	1-2/0	1-16/0	DNP	1-3/0	2-6/0	2-7/0	1-2/0	1-3/0	DNP	1-3/0	DNP
Maguire, S.	8-49/0	DNP	1-1/0	6-46/0	DNP	1-4/0	DNP	DNP	DNP	DNP	DNP	DNP	DNP	DNP	-

RECEIVING	No-Yds/TD	OSU	CIT	CU	ST	WF	SU	ND	LOU	VA	UM	BC	UF	GT	ORE
Greene, R.	99-1365/7	11-203/1	4-80/0	9-135/1	11-125/1	3-33/0	6-107/0	8-108/1	6-62/0	13-136/1	4-53/0	8-106/0	3-35/0	7-123/2	6-59/0
O'Leary, N.	48-618/6	3-28/0	5-51/1	6-77/0	-	2-22/0	8-97/1	3-13/0	6-76/0	-	4-42/0	3-59/1	4-52/2	3-97/1	1-4/0
Rudolph, T.	38-555/4	-	-	DNP	1-40/0	4-66/1	6-46/0	6-80/1	2-76/1	-	4-65/0	3-48/0	1-2/0	5-40/0	6-96/1
Wilson, J.	42-527/4	DNP	3-35/1	4-56/0	6-109/2	4-40/0	4-22/1	4-45/0	3-49/0	5-46/0	1-21/0	2-24/0	1-8/0	-	5-72/0
Lane, E.	13-267/1	-	3-37/0	-	-	2-70/0	-	-	2-58/1	2-53/0	2-27/0	-	-	-	2-22/0
Williams, K.	29-265/1	5-36/0	2-15/0	1-27/0	3-29/0	1-4/0	DNP	2-27/0	1-5/0	2-26/0	3-10/1	3-23/0	1-4/0	DNP	5-59/0
Cook, D.	22-203/0	DNP	-	-	1-5/0	1-14/0	2-17/0	-	4-40/0	-	2-18/0	2-14/0	2-28/0	5-43/0	3-24/0
Whitfield, K.	11-145/0	3-30/0	1-7/0	-	2-26/0	1-9/0	1-13/0	-	-	-	3-60/0	-	-	-	-
Green, C.	6-120/1	2-73/0	-	1-9/0	2-31/1	1-7/0	-	-	-	-	-	-	-	DNP	DNP
Stevenson, F.	7-72/1	-	2-18/0	-	-	1-0/0	-	-	1-35/1	-	1-1/0	-	-	1-6/0	1-12/0
Pender, M.	10-56/1	1-0/0	2-13/0	-	DNP	2-14/0	3-15/1	DNP	DNP	DNP	1-7/0	1-7/0	-	DNP	-
Haplea, K.	2-19/0	-	2-19/0	-	-	-	-	-	-	-	-	-	-	-	-
Haggins, J.	1-18/0	-	-	-	-	1-18/0	-	-	-	-	-	-	-	-	-
Harrison, J.	1-9/0	DNP	1-9/0	-	DNP	-	-	DNP	DNP	DNP	-	DNP	DNP	DNP	-
Izzo, R.	1-7/0	-	DNP	DNP	DNP	1-7/0	DNP	DNP	DNP	DNP	DNP	DNP	DNP	DNP	DNP



2014 GAME-BY-GAME MISC.

FUMBLES	No-Lost	OSU	CIT	CU	ST	WF	SU	ND	LOU	VA	UM	BC	UF	GT	ORE
Winston, J.	7-2	-	-	DNP	1-1	-	1-0	-	-	-	-	1-0	1-0	-	3-1
Wilson, J.	4-3	DNP	1-0	-	-	-	1-1	-	-	-	1-1	-	-	-	1-1
Cook, D.	4-4	DNP	-	-	-	-	-	-	-	1-1	1-1	-	-	-	2-2
Williams, K.	3-1	1-0	-	-	-	1-1	DNP	-	1-0	-	-	-	-	DNP	-
Greene, R.	2-1	-	-	-	1-1	-	-	-	-	-	1-0	-	-	-	-
Pender, M.	1-1	-	-	-	DNP	-	1-1	DNP	DNP	DNP	-	-	-	DNP	-
Beatty, C.	1-0	-	-	-	-	-	-	-	-	-	-	-	1-0	-	-
Whitfield, K.	1-0	-	-	-	-	-	-	-	-	-	-	-	-	-	1-0

FUMBLES FORCED	Number	OSU	CIT	CU	ST	WF	SU	ND	LOU	VA	UM	BC	UF	GT	ORE
Edwards, M.	2	-	-	-	DNP	1	-	-	-	1	-	-	-	-	-
Smith, Terr.	2	-	-	-	1	DNP	-	1	DNP	-	-	-	-	-	-
Ramsey, J.	2	-	-	-	1	-	-	-	-	-	1	-	-	-	-
Darby, R.	1	-	1	-	-	-	-	-	-	-	-	-	-	-	-
Winston, J.	1	-	-	DNP	-	-	-	-	1	-	-	-	-	-	-
Featherston, L.	1	-	-	-	1	-	-	-	-	-	DNP	DNP	DNP	-	-
Andrews, N.	1	-	-	-	-	-	-	-	-	-	1	-	-	-	-
Northrup, R.	1	-	-	-	-	1	-	-	-	-	-	-	-	-	-
Walker, D.	1	-	1	-	-	-	-	-	-	-	-	-	-	-	-
Goldman, E.	1	-	-	1	-	-	-	-	-	-	-	-	-	-	-
Williams, P.J.	1	1	DNP	-	-	-	-	-	-	-	-	-	-	-	-

FUMBLES RECOVERED	Number	OSU	CIT	CU	ST	WF	SU	ND	LOU	VA	UM	BC	UF	GT	ORE
Andrews, N.	2	-	-	1	-	-	-	-	-	-	1	-	-	-	-
Featherston, L.	1	-	-	-	-	1	-	-	-	-	DNP	DNP	DNP	-	-
Northrup, R.	1	-	-	-	-	1	-	-	-	-	-	-	-	-	-
Pugh, J.	1	-	-	-	1	-	-	-	DNP	-	-	-	-	-	-
Newberry, G.	1	-	-	-	1	-	-	-	-	-	-	-	-	-	-
Mitchell, D.	1	-	-	-	-	DNP	DNP	-	-	1	-	-	-	-	-
Williams, P.J.	1	1	DNP	-	-	-	-	-	-	-	-	-	-	-	-
Goldman, E.	1	-	-	-	-	-	-	-	-	1	-	-	-	-	-
Rudolph, T.	1	-	-	DNP	-	-	-	-	1	-	-	-	-	-	-
Hunter, T.	1	-	-	-	-	-	-	-	-	-	1	-	-	-	-
Nnadi, D.	1	DNP	-	DNP	-	-	-	DNP	DNP	-	-	DNP	-	-	1

PUNT RETURNS	No-Yds	OSU	CIT	CU	ST	WF	SU	ND	LOU	VA	UM	BC	UF	GT	ORE
Greene, R.	15-160	1-2	1-10	1-28	2-18	2-32	1-4	1-17	2-11	1-2	2-34	1-6	-	-	-
Wilson, J.	2-19	DNP	1-18	-	-	-	1-1	-	-	-	-	-	-	-	-

KICK RETURNS	No-Yds	OSU	CIT	CU	ST	WF	SU	ND	LOU	VA	UM	BC	UF	GT	ORE
Whitfield, K.	32-665	1-25	-	3-56	3-56	2-54	1-18	2-44	4-78	1-15	3-72	-	4-65	2-51	6-131
Wilson, J.	10-228	DNP	-	-	1-34	-	1-18	1-20	1-26	1-20	1-27	-	-	1-28	3-55
Williams, K.	3-41	1-14	-	-	-	-	DNP	-	-	-	-	-	2-27	DNP	-
Haplea, K.	3-32	-	1-12	1-9	1-11	-	-	-	-	-	-	-	-	-	-
Stevenson, F.	1-5	1-5	-	-	-	-	-	-	-	-	-	-	-	-	-

INT. RETURNS	No-Yds	OSU	CIT	CU	ST	WF	SU	ND	LOU	VA	UM	BC	UF	GT	ORE
Andrews, N.	3-9	1-9	-	-	-	-	1-0	-	-	-	-	-	-	-	1-0
Ramsey, J.	2-27	-	-	-	-	-	1-27	-	-	-	1-0	-	-	-	-
Smith, Terr.	2-97	-	-	-	-	DNP	-	-	DNP	1-3	-	-	1-94	-	-
Pugh, J.	2-5	-	-	-	-	-	-	2-5	DNP	-	-	-	-	-	-
Brutus, L.	2-4	-	-	-	-	-	-	-	-	-	-	-	1-0	1-4	-
Hunter, T.	1-0	-	-	-	-	-	1-0	-	-	-	-	-	-	-	-
Williams, P.J.	1-14	-	DNP	-	-	1-14	-	-	-	-	-	-	-	-	-
Northrup, R.	1-0	-	-	-	-	-	-	-	1-0	-	-	-	-	-	-

FUMBLE RETURNS	No-Yds	OSU	CIT	CU	ST	WF	SU	ND	LOU	VA	UM	BC	UF	GT	ORE
Northrup, R.	1-31	-	-	-	-	1-31	-	-	-	-	-	-	-	-	-
Hunter, T.	1-2	-	-	-	-	-	-	-	-	-	1-2	-	-	-	-





2015 FOOTBALL SCHEDULE

- 9.15** TEXAS STATE (YOUTH DAY)
- 9.12** USF (MILITARY APPRECIATION DAY)
- 9.18** at BOSTON COLLEGE
- 9.26** OPEN WEEK
- 10.3** at WAKE FOREST
- 10.10** MIAMI
- 10.17** LOUISVILLE
- 10.24** at GEORGIA TECH
- 10.31** SYRACUSE (PARENTS WEEKEND)
- 11.7** at CLEMSON
- 11.14** NC STATE (HOMECOMING)
- 11.21** CHATTANOOGA
- 11.28** at FLORIDA

SEMINOLES.com @FSU_FOOTBALL