

FLORIDA STATE



2015 CHICK-FIL-A PEACH BOWL GUIDE



FLORIDA STATE FOOTBALL

MEDIA INFORMATION

FRIDAY DEC. 25	SATURDAY DEC. 26	SUNDAY DEC. 27	MONDAY DEC. 28	TUESDAY DEC. 29	WEDNESDAY DEC. 30	THURSDAY DEC. 31
Team/Official Party Arrives in Atlanta, Ga.	Practice - 10:30 a.m. at Georgia Tech (Practice Closed) FSU Media Availability - 1 p.m. Marriott Marquis	Practice - 10:30 a.m. at Georgia Tech (First 15 min. of practice open) Jimbo Fisher Available - 1 p.m. Marriott Marquis	Offense Press Conference 8:30 - 9:15 a.m. at Hyatt Regency Practice - 10:30 a.m. at Georgia Tech (Practice Closed)	Defense Press Conference 9:30 - 10:15 a.m. at Hyatt Regency Practice - 11:30 a.m. at Georgia Dome (First 15 min. of practice open) Fisher Available at Marriott - 1 p.m.	Head Coaches Press Conference 9:30 - 11 a.m. at Hyatt Regency Walk-Thru (Closed) Site: TBA	2015 Chick-fil-A Peach Bowl Florida State vs. Houston (12:00 p.m. ET, ESPN)

TEAM HEADQUARTERS:

The Florida State team and official party will be housed at the Atlanta Marriott Marquis (265 Peachtree Center Avenue, Atlanta, GA 30303) during its stay for the 2015 Chick-fil-A Peach Bowl. The hotel phone number is 404-521-0000.

MEDIA HEADQUARTERS:

The 2015 Chick-fil-A Peach Bowl designated media hotel is the Hyatt Regency Atlanta (265 Peachtree Street, Atlanta, GA 30303). The hotel phone number is 404-577-1234.

FSU PRACTICES AND MEDIA POLICIES:

The Seminoles will practice daily beginning at Georgia Tech's practice facility (150 Bobby Dodd Way, Atlanta, GA 30332) on Dec. 26, 27 and 28. FSU will practice at the Georgia Dome (One Georgia Drive, Atlanta, GA 30313) on Dec. 29. Walk-Thru on Dec. 30 is TBA.

The first 15 minutes of bowl practices will be open to print and electronic media on Dec. 27 and 29. **Walk-Thru, which precedes the open period, will be closed like regular FSU practices have been all season long and FSU sports information officials will open practice at the start.**

Select assistant coaches and players will be available at the Chick-fil-A Peach Bowl scheduled press conferences.

If you have a media request that cannot be taken care of in the allotted time following practice, please contact Zach Stipe or Jason Leturmy to submit those requests. Interviews will not take place at the team hotel unless they have been arranged ahead of time with Florida State Sports Information personnel.

POST-GAME:

Florida State SID personnel will be on hand to assist members of the media with additional postgame interview requests.

FLORIDA STATE MEDIA CONTACTS:

Director of Football Communications Zach Stipe, Associate SID Jason Leturmy and Assistant AD Elliott Finebloom and will serve as media contacts for the Seminoles. They will stay at the Marriott Marquis with the team. All Jimbo Fisher media requests should be directed to Zach Stipe while player interview requests should be directed to Jason Leturmy and Zach Stipe. Credential questions should be sent to Elliott Finebloom.

Zach Stipe (850) 228-7583 zstipe@fsu.edu
 Jason Leturmy (850) 228-7568 jleturmy@fsu.edu
 Elliott Finebloom (850) 445-6952 efinebloom@fsu.edu



ZACH STIPE
Director of Football Communications/
Football SID



JASON LETURMY
Associate SID/
Football Contact



ELLIOTT FINEBLOOM
Assistant AD/
Sports Information & Digital Media

FLORIDA STATE CHICK-FIL-A PEACH BOWL ITINERARY

FRIDAY, DECEMBER 25	TIME (EST)	MEDIA ACCESS
FSU Official Party Arrival at Marriott Marquis	TBA	None
SATURDAY, DECEMBER 26		
Practice @ Georgia Tech	10:30 a.m.	No Media Availability
Media Availability @ Marriott HC Jimbo Fisher Dalvin Cook, DeMarcus Walker, Lamarcus Brutus, Jalen Ramsey	1 p.m.	Yes
*College Football Hall of Fame Tour	6 p.m.	Contact Chick-fil-A Peach Bowl
SUNDAY, DECEMBER 27		
Practice @ Georgia Tech	10:30 a.m.	First 15 minutes of Practice (Walk-Thru closed)
Fisher Post-Practice @ Marriott	1 p.m.	Yes
*Martin Luther King Historical Site Visit	6 p.m.	Contact Chick-fil-A Peach Bowl
MONDAY, DECEMBER 28		
Offensive Coordinator Press Conference Randy Sanders, Lawrence Dawsey Dalvin Cook, Sean Maguire, Jesus Wilson, Rod Johnson, Roberto Aguayo	8:30 a.m. to 9:15 a.m. at Hyatt Regency	Yes
Practice @ Georgia Tech	10:30 a.m.	None
*Andretti Outing	4 p.m. - 6:30 p.m.	Contact Chick-fil-A Peach Bowl
TUESDAY, DECEMBER 29		
Defensive Coordinator Press Conference Charles Kelly Jalen Ramsey, DeMarcus Walker, Nile Lawrence-Stample, Lamarcus Brutus, Terrance Smith	9:30 a.m. to 10:15 a.m. at Hyatt Regency	Yes
Practice @ Georgia Dome	11:30 a.m.	First 15 minutes of Practice (Walk-Thru closed)
Fisher Post-Practice @ Marriott	1 p.m.	Yes
*FSU Hospital Visit	3:30 p.m.	Contact Chick-fil-A Peach Bowl
WEDNESDAY, DECEMBER 30		
Head Coaches Press Conference at Hyatt Regency	9:30 a.m. - 11 a.m.	Yes
*Chalk Talk & Football Feud @ Marriott Marquis	11:30 a.m. - 1 p.m.	Contact Chick-fil-A Peach Bowl
Walk-Thru (Closed)	2:30 p.m.	None
THURSDAY, DECEMBER 31		
2015 Chick-fil-A Peach Bowl	12:00 p.m. (ESPN)	

* - Limited B-Roll and Interview Opportunities



FLORIDA STATE FOOTBALL

NOLES HEAD TO CHICK-FIL-A PEACH BOWL FOR FOURTH TIME

- Florida State will appear in its fourth consecutive New Year's Six/BCS Bowl. In 2012, the Noles defeated Northern Illinois, 31-10, in the Orange Bowl. In 2013, the Noles beat Auburn, 34-31, in the BCS National Championship. In 2014, FSU fell to Oregon at the Rose Bowl in the first-ever College Football Playoff Semifinal game.
- The Seminoles are 4-1 in Bowls under head coach Jimbo Fisher, capturing the 2010 Chick-fil-A Bowl, 26-17, against South Carolina and defeating Notre Dame, 18-14, in the 2011 Champs Sports Bowl.
- This will mark Florida State's fourth appearance in the Chick-fil-A Peach Bowl. The Seminoles are 2-1 in the prestigious Bowl.
- FSU faced LSU in the first-ever Peach Bowl on Dec. 30, 1968. Despite three touchdown passes by Bill Cappelman, the Noles lost to the Tigers, 31-27 on a cold, rainy day at Grant Field in Atlanta.
- The Noles cruised past North Carolina, 28-3, on Dec. 28, 1983, as first-time starting quarterback Eric Thomas found wide receiver Weegie Thompson for two touchdowns on his first two passes of the game in one of the coldest games in FSU history. The Seminole defense held the Tar Heels to just 32 yards rushing at Atlanta's Fulton County Stadium.
- Florida State defeated South Carolina, 26-17, in Fisher's first bowl game as a head coach at the 2010 Chick-fil-A Bowl on New Year's Eve at the Georgia Dome. Chris Thompson rushed for 147 yards and a touchdown, Dustin Hopkins drilled three field goals and EJ Manuel came off the bench in relief of injured starting quarterback Christian Ponder to lead the Noles to victory.

#NOLES NUMBERS

36

Junior cornerback **Jalen Ramsey** became the **36th Seminole** to earn consensus All-America honors this season. He is the eighth Nole DB to collect the honor joining Deion Sanders (87-88), LeRoy Butler (89), Terrell Buckley (91), Corey Sawyer (93), Clifton Abraham (94), Tay Cody (00) and Lamarcus Joyner (13). Ramsey is the 10th Seminole to grab consensus honors under Jimbo Fisher. Overall, 36 Seminoles have collected 42 consensus All-America honors all-time.

1

FSU has just **one scholarship senior on offense** (graduate transfer Everett Golson) and only six juniors on the two-deep offense. Six of FSU's 11 expected starters on offense are freshmen and sophomores: sophomore RB Dalvin Cook, sophomore WR Travis Rudolph, redshirt freshman C Alec Eberle, sophomore LT Rod Johnson, redshirt sophomore Wilson Bell and redshirt freshman RT Brock Ruble.

9

Florida State has won **nine consecutive games in NFL stadiums** - a streak that began with the 2010 Chick-fil-A Bowl victory at the Georgia Dome. Since then, the Seminoles have won at Sun Life Stadium three times (at Miami, 33-20, 2012; Orange Bowl, 31-10, 2012; at Miami, 30-26, 2014), three times at Bank of America Stadium (2012 ACC Championship, 21-15; 2013 ACC Championship, 45-7; 2014 ACC Championship, 37-35), once at Heinz Field (at Pitt, 41-13) and once at AT&T Stadium (vs. Oklahoma St., 37-31). FSU is 10-1 in NFL Stadiums under Jimbo Fisher with the only loss coming to Virginia Tech (44-33) at the 2010 ACC Championship Game at Bank of America Stadium.

42

Sophomore running back Dalvin Cook **needs just 42 yards** to become the sixth back in ACC history to rush for 1,700 yards in a season. Cook is also within striking distance of the No. 2 rushing season in league history (Thomas Jones, UVA, 1999; 1,798 yards). Cook has 1,658 yards on 211 carries (7.9 ypc) and 19 total touchdowns this season. He leads the country with 194.3 rush yards/game vs. FBS winning teams.

FSU FACES HOUSTON FOR 17TH TIME, 2ND AAC FOE OF 2015

- The Seminoles are 15-0 against Group of 5/FCS teams under head coach Jimbo Fisher, averaging 50.1 points/game and allowing just 9.2 points/game in those games. FSU's last loss to a Group of 5 team came versus South Florida (17-7) on Sept. 26, 2009.
- This will mark the 17th meeting with Houston for Florida State and first since 1978. The Cougars hold a 12-2-2 advantage over the Seminoles.
- It will be the fifth time FSU has faced a ranked Houston squad. FSU is 1-3 against ranked Houston teams.
- One of the most impressive upset victories for Florida State before the Bowden era was a 40-20 win over No. 10 Houston on Nov. 28, 1968 to cap the regular season at the Gator Bowl in Jacksonville. The Noles were 13-point underdogs entering the contest against a Cougars' team that had defeated Tulsa, 100-6 the previous week. QB Bill Cappelman passed for 341 yards and four touchdowns - unheard of numbers for a quarterback in that era. Coincidentally enough, the victory propelled the Seminoles into the first-ever Peach Bowl.
- FSU vs. the AAC: FSU is 45-20-3 all-time versus teams currently in the American Athletic Conference. This will be the second meeting with an AAC team in 2015. The Seminoles routed USF, 34-14, in Doak Campbell Stadium during Week 2. Dalvin Cook rushed for 266 yards - the second-highest total in Seminole history. Three of the Top 6 individual rushing performances in FSU history have come against current AAC teams: Cook (No. 2, 266, USF, 2015) and Sammie Smith (No. 3, 244, East Carolina, 1987 and No. 6, 212, Tulane, 1988).

A DECADE LATER: HERMAN'S OFFENSE AND KELLY'S DEFENSE MEET AGAIN

- Florida State defensive coordinator Charles Kelly and Houston head coach Tom Herman are no strangers as both spent significant time in the Southland Conference in the early 2000's as position coaches and coordinators squaring off head-to-head.
- In fact, this will mark the fifth time the two have met with the series tied at 2-2. Their last meeting was 10 years ago. As the defensive coordinator at Nicholls State, an FCS team in Thibodaux, La., Kelly led the Colonels to an upset of fifth-ranked Texas State, 32-29, on Oct. 29, 2005. The Bobcats offensive coordinator was Herman.
- Kelly, who coached DBs at Nicholls State from 2002-03 and was defensive coordinator from 2004-05, also faced Herman three times when he was the special teams coordinator and wide receivers coach at Sam Houston State: in 2002 (Nicholls State 34, Sam Houston State 16), 2003 (Sam Houston State 37, Nicholls State 12) and 2004 (Sam Houston State 38, Nicholls State 10).

FISHER PREPARING FOR FIFTH CHICK-FIL-A PEACH BOWL OF HIS CAREER

Florida State head coach Jimbo Fisher will coach in his fifth Chick-fil-A Peach Bowl when the Seminoles face the Cougars. Now in his 28th season coaching, Fisher enters the contest undefeated (4-0) in the game. As QB coach at Auburn in 1997, Fisher helped lead the Tigers to a 21-17 victory over Clemson on Jan. 1, 1998 as QB Dameyune Craig tossed for 258 yards and rushed for a score. In 2000, Fisher was the offensive coordinator/QB coach at LSU. His Tigers took down Georgia Tech, 28-14, on Dec. 29, 2000 as QB Rohan Davey came off the bench to throw three second-half TDs. In his same role at LSU in 2005, Fisher, at that time, engineered the most lopsided win in Chick-fil-A Peach Bowl history, a 40-3 victory over Miami on Dec. 30, 2005. Backup QB Matt Flynn started in place of injured Jamarcus Russell and led the Tigers to 468 yards of total offense. Of course, Fisher won his first Bowl game as head coach at the 2010 Chick-fil-A Bowl by beating South Carolina, 26-17, on Dec. 31, 2010.

ALL-TIME BOWL RECORD

27-15-2[^]

34 Consecutive Bowl Appearances

FSU's Year-By-Year Bowl Record

Season	Bowl	Opponent	Score
1949	Cigar	Wofford	19-6
1954	Sun	Texas Western	20-47
1958	Bluegrass	Oklahoma State	6-15
1964	Gator	Oklahoma	36-19
1966	Sun	Wyoming	20-28
1967	Gator	Penn State	17-17
1968	Peach	Louisiana State	27-31
1971	Fiesta	Arizona State	38-45
1977	Tangerine	Texas Tech	40-17
1979	Orange	Oklahoma	7-24
1980	Orange	Oklahoma	17-18
1982	Gator	West Virginia	31-12
1983	Peach	North Carolina	28-3
1984	Citrus	Georgia	17-17
1985	Gator	Oklahoma State	34-23
1986	All-American	Indiana	27-13
1987	Fiesta	Nebraska	31-28
1988	Sugar	Auburn	13-7
1989	Fiesta	Nebraska	41-17
1990	Blockbuster	Penn State	24-17
1991	Cotton	Texas A&M	10-2
1992	Orange	Nebraska	27-14
1993	Orange	Nebraska	18-16
1994	Sugar	Florida	23-17
1995	Orange	Notre Dame	31-26
1996	Sugar	Florida	20-52
1997	Sugar	Ohio State	31-14
1998	Fiesta	Tennessee	16-23
1999	Sugar	Virginia Tech	46-29
2000	Orange	Oklahoma	2-13
2001	Gator	Virginia Tech	30-17
2002	Sugar	Georgia	13-26
2003	Orange	Miami	14-16
2004	Gator	West Virginia	30-18
2005	Orange	Penn State	(3 OT) 23-26
2006 [^]	Emerald	UCLA	44-27
2007	Music City	Kentucky	28-35
2008	Champs	Wisconsin	42-13
2009	Gator	West Virginia	33-21
2010	Chick-fil-A	South Carolina	26-17
2011	Champs	Notre Dame	18-14
2012	Orange	Northern Illinois	31-10
2013	BCS National Champ	Auburn	34-31
2014	Rose Bowl (CFP Semifinal)	Oregon	20-59

[^] 2006 Emerald Bowl win vacated victory due to sanctions imposed by NCAA

FSU's Record By Bowl

Bowl	W	L	T
All-American	1	0	0
BCS National Champ	1	0	0
Blockbuster	1	0	0
Bluegrass	0	1	0
Champs Sports	2	0	0
Chick-fil-A Peach%	2	1	0
Cigar	1	0	0
Citrus	1	0	1
Cotton	1	0	0
Emerald [^]	1	0	0
Fiesta	2	2	0
Gator	6	0	1
Music City	0	1	0
Orange	4	5	0
Sugar	4	2	0
Sun	0	2	0
TOTAL	27 [^]	15	2

% Formerly the Peach Bowl and Chick-fil-A Bowl

[^] Formerly the Tangerine Bowl

[^] 2006 Emerald Bowl win vacated victory due to sanctions imposed by NCAA

FLORIDA STATE FOOTBALL

NOTIN' THE OPPONENT: HOUSTON

LAST TIME THEY MET

- In 1978, Houston led 27-0 just 20 minutes into the game before the Seminoles rallied, eventually falling to the Cougars 27-21.
- A 72-yard TD pass from Wally Woodham to Jackie Flowers in that 1978 meeting was the longest TD pass for FSU on the year.

TOP 10 NATIONAL RANKS

- Winning Percentage - 2nd (.923 - 12-1)
- Turnover Margin - 2nd (1.31 per game); Turnovers Gained - 5th (30)
- Punt Return defense - 3rd (2.07 per return)
- Fumbles Recovered - 5th (13); Defensive TDs - 7th (4)
- Third Down Conversion defense - 7th (49.8%)
- QB Greg Ward: Rushing TDs - 2nd (19); Comp. % - 10th (68.1%); DB Trevon Stewart: FR - 4th (3); DB William Jackson: Pass Def - 1st (2.0 per game); LB Elandon Roberts: Solo Tkl - 6th (6.6 per game)



2015 SCHEDULE

Date	Opponent	Result
Sept. 5	Tennessee Tech	W, 52-24
Sept. 12	at Louisville	W, 34-31
Sept. 26	Texas State	W, 59-14
Oct. 3	at Tulsa	W, 38-24
Oct. 8	SMU	W, 49-28
Oct. 16	at Tulane	W, 42-7
Oct. 24	at UCF	W, 59-10
Oct. 31	Vanderbilt	W, 34-0
Nov. 7	Cincinnati	W, 33-30
Nov. 14	Memphis	W, 35-34
Nov. 21	at Connecticut	L, 17-20
Nov. 27	Navy	W, 52-31
Dec. 5	Temple (AAC Championship)	W, 24-13
Dec. 31	vs. Florida State (Peach Bowl)	12:00 PM

TALE OF THE TAPE

FSU	Category	UH
32.3	Scoring Offense	40.6
15.8	Scoring Defense	20.5
180.9	Rushing Offense	239.5
141.8	Rushing Defense	116.0
244.0	Passing Offense	247.4
185.8	Passing Defense	265.3
424.9	Total Offense	486.9
327.7	Total Defense	381.3

STAT LEADERS COMPARISON

Category	Florida State	Houston
Touchdowns	Cook (19)	Ward (19)
Passing TDs	Golson (11)	Ward (16)
Pass. Efficiency	Golson (149.2)	Ward (153.7)
Rushing Yds	Cook (1658)	Ward (1041)
Receiving Yds	Whitfield (742)	Ayers (1140)
Receptions	Whitfield (53)	Ayers (89)
Tackles	Northrup (87)	Roberts (86)
Sacks	Walker (10.5)	Taylor (9.0)
Interceptions	Brutus (3)	McDonald (4)
Punting Avg.	Beatty (44.5)	Piper (40.2)
Punt Ret. Avg.	Wilson (4.4)	Ayers (11.3)
KO Ret. Avg.	Whitfield (28.1)	Wilson (26.6)
FG Kicking	Aguayo (83.3)	Cummings (100.0)

HOUSTON'S LAST GAME

- Head coach Tom Herman led Houston to the American Athletic Conference championship with a 24-13 win over No. 20 Temple on Dec. 5. QB Greg Ward Jr. had 148 rushing yards and two touchdowns to secure Houston's spot in the Peach Bowl.
- DB William Jackson III set a school record with seven pass breakups, giving him 2.0 per game on the season, most in the country.
- The win secured Houston's second 12-win season and first since a 13-1 mark in 2011. It was the Cougars first conference title since winning the C-USA championship in 2006.

ODDS & ENDS

- Florida State's 2-12-2 (.188) mark against Houston is the team's second-worst record against any opponent it has beaten at least once (Oklahoma, 1-6; .143).
- The win over Temple was Houston's third of the season against a ranked team, and a win over FSU in the Chick-fil-A Peach Bowl would tie the school record of four (1976, 1979).

ALL-TIME SERIES (Houston leads 2-12-2)

Season	Site	Final	AP Rank	
			FSU	UH
1960	Tallahassee, Fla.	L 6-7	-	-
1961	Houston, Texas	L 8-28	-	-
1962	Tallahassee, Fla.	L 0-7	-	-
1964	Houston, Texas	T 13-13	-	-
1965	Tallahassee, Fla.	T 16-16	-	-
1966	Tallahassee, Fla.	L 13-21	-	-
1967	Houston, Texas	L 13-33	-	-
1968	Jacksonville, Fla.	W 40-20	-	10
1969	Houston, Texas	L 13-41	-	18
1970	Tampa, Fla.	L 21-53	-	-
1971	Houston, Texas	L 7-14	19	-
1972	Tallahassee, Fla.	L 27-31	-	-
1973	Houston, Texas	L 3-34	-	18
1974	Tallahassee, Fla.	L 8-23	-	15
1975	Houston, Texas	W 33-22	-	-
1978	Tallahassee, Fla.	L 21-27	10	-

HOUSTON BOWL HISTORY (10-12-1)

Season	Bowl	Opp.	Result
1951	Salad (Montgomery, AL)	Dayton	W, 26-21
1962	Tangerine (Orlando, FL)	Miami (OH)	W, 49-21
1969	Bluebonnet (Houston, TX)	#12 Auburn	W, 36-7
1971	Bluebonnet (Houston, TX)	#8 Colorado	L, 17-29
1973	Bluebonnet (Houston, TX)	Tulane	W, 47-7
1974	Bluebonnet (Houston, TX)	#13 NC State	T, 31-31
1976	Cotton (Dallas, TX)	#4 Maryland	W, 30-21
1978	Cotton (Dallas, TX)	#10 Notre Dame	L, 34-35
1979	Cotton (Dallas, TX)	#7 Nebraska	W, 17-14
1980	Garden State (E. Rutherford, NJ)	Navy	W, 35-0
1981	Sun (El Paso, TX)	Oklahoma	L, 14-40
1984	Cotton (Dallas, TX)	#8 Boston College	L, 28-45
1988	Aloha (Honolulu, HI)	#18 Washington St.	L, 22-24
1996	Liberty (Memphis, TN)	#23 Syracuse	L, 17-30
2003	Hawaii (Honolulu, HI)	Hawaii	L, 48-54 (3ot)
2005	Fort Worth (Fort Worth, TX)	Kansas	L, 13-42
2006	Liberty (Memphis, TN)	South Carolina	L, 36-44
2007	Texas (Houston, TX)	TCU	L, 13-20
2008	Armed Forces (Fort Worth, TX)	Air Force	W, 34-28
2009	Armed Forces (Fort Worth, TX)	Air Force	L, 20-47
2011	TicketCity (Dallas, TX)	#23 Penn State	W, 30-14
2013	BBVA Compass (Birmingham, AL)	Vanderbilt	L, 24-41
2014	Armed Forces (Fort Worth, TX)	Pittsburgh	W, 35-34
2015	Peach (Atlanta, GA)	Florida State	???

HOUSTON QUICK HITS

- Head Coach: Tom Herman (Cal Lutheran '97) (1st Season at Houston, 1st Overall)
- Career Record: 12-1 (8-1 American; AAC Champs)
- Houston's 2014 Record: 8-5 (Armed Forces Bowl W vs. Pitt)
- 2014 AAC: 5-3

SERIES HISTORY:

Florida State vs. Houston

Home: 0-6-1 / Away: 1-5-1
Neutral: 1-1 / ACC: N/A
First Meeting: Nov. 12, 1960 • Home • L, 7-6
Last Meeting: Sept. 30, 1978 • Home • L, 27-21
Most points scored vs. Houston:
Home: 27 (31-27 loss on Nov. 4, 1972)
Away: 33 (33-22 win on Nov. 22, 1975)
Neutral: 40 (40-20 win on Nov. 29, 1968)
Most points surrendered vs. Houston:
Home: 31 (31-27 loss on Nov. 4, 1972)
Away: 41 (41-13 loss on Nov. 29, 1969)
Neutral: 53 (53-21 loss on Nov. 26, 1970)
Number of shutouts:
FSU: None
Houston: 1 (7-0 on Nov. 3, 1962)
Largest margin of victory: 20 (40-20 on Nov. 29, 1968)
Largest margin of defeat: 32 (53-21 on Nov. 26, 1970)

ALL-TIME HIGHS VS. HOUSTON

A list of the best performances by the Seminoles in 16 previous meetings against the Cougars:

RUSHING PERFORMANCES

Player	No.-Yds, TDs	Year
Phil Spooner	16-142, 1 TD	1965
Larry Key	22-104, 2 TD	1975
Jim Mankins	18-78, 1 TD	1965
Rudy Thomas	22-78, 2 TD	1975
Phil Spooner	20-74, 0 TD	1964

RECEIVING PERFORMANCES

Player	No.-Yds, TDs	Year
Ron Sellers	14-214, 1 TD	1968
Jackie Flowers	6-165, 1 TD	1978
Gary Parris	5-129, 1 TD	1972
Barry Smith	7-127, 0 TD	1972
Kent Gaydos	13-126, 1 TD	1969

PASSING PERFORMANCES

Player	C-A-I, Yds, TDs	Year
Gary Huff	27-51-2, 409, 2 TD	1972
Bill Cappleman	25-34-0, 351, 4 TD	1968
Gary Huff	17-31-3, 276, 1 TD	1971
Bill Cappleman	18-37-2, 265, 2 TD	1969
Wally Woodham	12-18-1, 249, 1 TD	1978

THREE RECEIVERS WITH 50+ CATCHES

TRAVIS RUDOLPH



52

KERMIT WHITFIELD



53

BOBO WILSON



50

IT MARKS THE SECOND TIME IN THE LAST THREE YEARS AND JUST THE SECOND TIME SINCE 1990 THAT FSU HAS HAD AT LEAST THREE RECEIVERS MAKE AT LEAST 50 CATCHES IN ONE YEAR - THE LAST: RASHAD GREENE (76), KELVIN BENJAMIN & KENNY SHAW (54) IN 2013.

NOTIN' THE NOLES: OFFENSE

PROTECTING THE ROCK

- Florida State has done a tremendous job of protecting the ball in 2015 committing just 10 turnovers through 12 games.
- The Seminoles lead the ACC and rank third nationally for the fewest turnovers lost (10) behind only Navy (7) and LSU (9).
- FSU is one of 11 schools that have lost fewer than one turnover a game in 2015 and just one of three schools in the ACC (NC State and Miami).
- FSU's 10 turnovers through 12 games are the fewest to ever start a season. This year is the only season in school history that Florida State has committed 10 turnovers through the entire regular season schedule.
- Florida State's first turnover in 2015 came in the second quarter in the season opener against Texas State. FSU then went 25 consecutive quarters without a turnover prior to a fourth quarter interception at Georgia Tech (10/24).
- FSU lost its first fumble on a rushing attempt against NC State as it came on the Noles' final offensive play of the game - a fourth and two run by freshman Jacques Patrick. FSU went 334 rushing attempts without losing a fumble to start the year.
- The school record for the fewest turnovers in a single-season with at least 10 games played is 15 set in 1980 (12 games).

RED ZONE RENEGADES

- One of the biggest strengths of Florida State's offense the last two years has been its proficiency in the red zone.
- That trend has continued through 12 games of the 2015 season as the Seminoles are 38-for-43 on the year with 24 touchdowns and 14 field goals.
- Over their last two games (UTC and Florida), FSU is a perfect 9-for-9 in red zone chances including 7-for-7 against the Mocs.
- At 88.4 percent, FSU ranks fourth in the ACC and 29th nationally.
- Last year, FSU ranked eighth in the nation in red zone conversions at 91.5 percent, while leading the nation at 97.3 percent during its national championship season in 2013.
- Since 2013, the Seminoles are 163-of-175 (93.1 percent) in red zone trips posting 117 TDs and 46 FGs.

MAGUIRE TO MAKE FIRST BOWL START

- Redshirt junior Sean Maguire is set to make his first bowl start when the Seminoles take the field against Houston in the 2015 Chick-fil-A Peach Bowl.
- Last year, Maguire entered in the fourth quarter of the College Football Playoff Semifinal in the Rose Bowl and went 0-for-3 against Oregon.
- In his last five games, Maguire has posted a QB efficiency of 141.62 completing 60.2 percent of his passes (83-137) for 1,055 yards, eight touchdowns and two interceptions.

MAGUIRE AT THE HELM

- Sean Maguire has posted a record of 5-1 as FSU's quarterback with two career starts coming against Clemson including his third career start in Death Valley on Nov. 7.
- Maguire came off the bench and orchestrated a come-from-behind victory over NC State (11/14). He helped erase a 10-point first quarter deficit leading FSU to 27 unanswered points en route to a 34-17 victory.
- In his first start of the season against Syracuse (10/31), Maguire established career-highs in completions (23), yards (348) and touchdowns (3).
- His 75-yard TD pass to Travis Rudolph in the first quarter vs. SU surpassed his previous long by one yard as he threw a 74-yard touchdown pass to Rashad Greene against Clemson in 2014.
- The Sparta, N.J., native has thrown six passes of at least 30 yards this year.

GARNET & GOLSON

- In his first game as the Florida State starting quarterback, Everett Golson put together a strong showing throwing for 302 yards and four touchdowns on 19-of-25 passing with a quarterback rating of 230.3 against Texas State.
- Against Louisville, Golson set season-highs for completions (26), attempts (38) and yards (372) as he threw for three touchdowns and finished with an efficiency rating of 176.71 - second highest mark in 2015.
- In nine games this year, Golson has completed 67.1 percent of his passes, good for the second best completion percentage in the ACC and 13th nationally. The percentage is almost eight points higher than his two-year average at Notre Dame (59.4).

THREE RECEIVERS OVER 50

- Kermit Whitfield (53), Travis Rudolph (52) and Jesus 'Bobo' Wilson (50) have each caught 50 or more passes in 2015.
- It marks the second time in the last three years that FSU has had at least three receivers make at least 50 catches in one year - Rashad Greene (76), Kelvin Benjamin & Kenny Shaw (54) in 2013.
- Since 1990, excluding 2013 and 2015, FSU has not had a wide receiver trio catch at least 50 passes.
- The trio has combined for 64.3 percent of FSU's total receptions and 14 of the 20 receiving touchdowns on the year.

100-YARD RECEIVERS

- Kermit Whitfield and Travis Rudolph (SU - 191 yds) have both registered 100-yard receiving games in 2015, while Whitfield is the lone receiver to perform the feat twice (UofL - 172 yds; NCSU - 117 yds).
- Whitfield posted back-to-back two TD receiving games (NC State & UTC) and is the only receiver with multiple TD receiving games in 2015. Kelvin Benjamin (2013) was the last receiver with multiple TDs in consecutive games - 2 vs. Idaho, 3 vs. Florida and 2 vs. Duke in the ACC Championship Game.

MR. 600

Florida State's 636 yards of total offense against Texas State in the season opener marked the ninth time under head coach Jimbo Fisher that the Seminoles have eclipsed 600 yards of total offense. It marked the fifth most total yards in a game since 2010. Here is a look at those games:

600 Yards of Total Offense Under Jimbo Fisher

- Clemson, 2012.....667 yards (287 rush, 380 pass)
- Boston College, 2012.....649 yards (201 rush, 448 pass)
- Charleston Southern, 2011647 yards (170 rush, 477 pass)
- Idaho, 2013.....645 yards (336 rush, 309 pass)
- Texas State, 2015636 yards (226 rush, 370 pass)**
- Nevada, 2013617 yards (377 rush, 240 pass)
- Maryland, 2013614 yards (183 rush, 431 pass)
- Wake Forest, 2012612 yards (385 rush, 227 pass)
- Murray State, 2012.....606 yards (285 rush, 321 pass)

All nine games have come at home on Bobby Bowden Field at Doak Campbell Stadium, while six have come in the month of September.

FSU's 575 yards of total offense against Syracuse marked the 23rd 500-yard total offense game under Fisher and fourth in 2015 (636 vs Texas State; 539 vs Miami; 510 vs Louisville; 575 vs Syracuse).

3

Florida State has registered **three 100-yard receivers** on the year (Whitfield x2 - 172 vs. UofL, 117 vs. NCS; Rudolph - 191 vs. SU). The Noles had nine 100-yard receiving games in 2014 but just by two players (Rashad Greene had 8).

24

With 144 yards rushing against Florida, FSU has now eclipsed **100 yards on the ground vs. non-conference foes 24 times in 29 games** under Jimbo Fisher including five times vs. UF.

3

FSU has **three receivers with over 50 catches** for the second time in the last three years (Whitfield-53, Rudolph-52, Wilson-50).

10

Florida State has **committed just 10 turnovers** through 12 games of the 2015 season - good for the third fewest turnovers lost nationally.

334

FSU went **334 rushing attempts** without losing a fumble to start the year. The streak ended on FSU's final offensive possession vs. NC State.

3

Dalvin Cook, Jacques Patrick and Kermit Whitfield all scored two TDs vs. UTC - **last time FSU had three skill players** score multiple TDs in a game - 2013 vs Idaho - Kenny Shaw, Karlos Williams, Kelvin Benjamin.

9

FSU has featured **nine different starters** on the offensive line through 12 games. Rod Johnson & Wilson Bell are the only two to start every game.

WHERE COOK RANKS

Despite playing in only 24 career games since arriving at Florida State in 2014, Dalvin Cook is already leaving his mark in the Seminole record books becoming the school's single-season rushing leader in 2015. Take a look at where the sophomore tailback ranks in FSU's all-time rushing records:

SINGLE-GAME YARDS

	Player	Opponent	Year	Yards
1.	Greg Allen	Western Carolina	1981	322
2.	Dalvin Cook	USF	2015	266
3.	Sammie Smith	East Carolina	1987	244
4.	Greg Allen	Arizona State	1984	223
5.	Dalvin Cook	Miami	2015	222
6.	Sammie Smith	Tulane	1988	212
	Victor Floyd	South Carolina	1985	212
8.	Sammie Smith	Indiana (All-American)	1986	205
9.	Greg Allen	Louisiana State	1981	202
10.	Greg Allen	Louisiana State	1983	201
	Tony Smith	Oklahoma State	1982	201

SEASON YARDS

	Player	Year	Att.	Yards
1.	Dalvin Cook	2015	211	1658
2.	Warrick Dunn	1995	166	1242
3.	Sammie Smith	1987	172	1230
4.	Warrick Dunn	1996	189	1180
5.	Greg Allen	1983	200	1134
6.	Larry Key	1977	239	1117
7.	Warrick Dunn	1994	152	1026
8.	Devonta Freeman	2013	173	1016
9.	Mark Lyles	1979	225	1011
10.	Dalvin Cook	2014	170	1008

CAREER YARDS

	Player	Years	Att.	Yards
1.	Warrick Dunn	(93-96)	575	3959
2.	Greg Allen	(81-84)	624	3769
3.	Travis Minor	(97-00)	664	3218
4.	Larry Key	(74-77)	625	2953
5.	Dalvin Cook	(14-PR)	381	2666
6.	Sammie Smith	(85-88)	411	2539
7.	Greg Jones	(00-03)	480	2535
8.	Lorenzo Booker	(03-06)	477	2389
9.	Devonta Freeman	(11-13)	404	2255
	Antone Smith	(05-08)	493	2255

SEASON RUSHING TOUCHDOWNS

	Player	Year	TDs
1.	Greg Allen	1982	20
2.	Dalvin Cook	2015	18
3.	Amp Lee	1990	16
4.	Dayne Williams	1987	15
	Antone Smith	2008	15
6.	Devonta Freeman	2013	14

18

Dalvin Cook has **18 rushing touchdowns on the year** - second most in a single-season (Greg Allen - 20, 1982).

70

Cook's 75-yard touchdown run against No. 1 Clemson (11/7) in the first quarter marked the fourth time in 2015 he has **scored on a run of 70 yards or more**.

1

Dalvin Cook is the **only player in the nation to rank in the top 10 nationally** in rush yds/carry (2nd), rush yds/game (3rd), all-purpose (5th), rushing TDs (5th), scoring (5th) and rush yds (6th).

8

With his 183-yard performance against Florida in FSU's regular season finale, Cook **tyed Warrick Dunn's (1995) school-record for most 100-yard rushing games in a single-season with eight**.

DALVIN COOK

DALVIN LEADS THE NATION IN YPC vs. TOP 50 RUSHING DEFENSES

PLAYER	FBS GAMES vs. TOP 50 RUN DEFENSE	CARRIES	YARDS	YPC	TDs
DALVIN COOK	6	136	998	7.3	10
ROYCE FREEMAN	6	116	669	5.8	4
EZEKIEL ELLIOTT	3	69	400	5.8	4
DERRICK HENRY	8	217	1155	5.3	15
CHRISTIAN MCCAFFREY	4	93	497	5.3	2
LEONARD FOURNETTE	5	120	560	4.7	5

HOUSTON RANKS 12th IN THE COUNTRY IN RUSHING DEFENSE



NOTIN' THE NOLES: DALVIN COOK

DAZZLING DAVIN

- Dalvin Cook has tallied 1,658 rushing yards on 211 attempts through 11 games, good for an average of 150.7 yards per game and 7.9 yards per carry.
- Cook became FSU's all-time single-season rushing leader after scampering 11 yards on his third carry of the game against NC State in the first quarter. The Miami, Fla., native surpassed Warrick Dunn, who held the single-season record with 1,242 yards set in 1995. Cook finished with 138 yards on 22 carries and two touchdowns against the Wolfpack.
- Dunn holds the career rushing record with 3,959 yards on 575 attempts over four years (1993-96). Cook currently sits fifth on that career list with 2,666 yards on 381 attempts. Cook has entered the top 10 the fastest of any other Seminole (just two seasons) and is the only tailback in the top 10 that has not reached 400 rushing attempts.
- Cook became the fastest player to reach 1,000 yards on the ground in a single season, performing the feat in FSU's first seven games in 2015.
- By reaching the mark, Cook joins Warrick Dunn as the only two Seminole backs in school history to record multiple 1,000-yard rushing seasons. Dunn went over 1,000 yards on the ground in three straight seasons (1994: 1,026; 1995: 1,242; 1996: 1,180).
- Cook has also scored 19 total touchdowns including 18 on the ground in 2015. The 18 rushing touchdowns are the second-most in a single season. Greg Allen holds the single-season record with 20 rushing touchdowns set in 1982.
- Against Florida in the regular season finale, Cook set the single-season all-purpose yards mark and enters the Chick-fil-A Peach Bowl with 1,876 yards. Larry Key's previous mark of 1,821 yards was set in 1977.

COOK AT IT AGAIN

- Dalvin Cook eclipsed 200 yards on the ground for the second time in 2015 after posting 222 yards on 22 carries against Miami (10/10).
- The mark is the most rushing yards by a Seminole against the Canes surpassing the previous record of 189 yards set by Greg Jones in 2002.
- Cook tied a school record for the most 200-yard rushing games (2) in a single-season - a mark established by Greg Allen in 1981 with 322 yards (vs. Western Carolina) and 202 yards (vs. LSU).
- The Miami, Fla., native rushed for a career-high 266 yards against USF (9/12) marking the second-best single-game rushing total in school history. Cook also owns the fifth-best single-game rushing total following his performance against Miami.
- Cook is the first Seminole to rush for 200+ yards since Sammie Smith tallied 212 yards vs. Tulane in 1988.
- There have been 11 200-yard rushing games since the program's inception by just five different players. Allen holds the school record with four career 200+ yard rushing performances.
- In 24 career games, Cook has eclipsed the 100-yard rushing mark 13 times including eight times in 2015. To go even further, he has eclipsed 150 yards on the ground in six of those eight

games this year. Cook has rushed for the century mark in 11 of the last 14 games he has played.

- With 183 yards at Florida, Cook's 13 career 100-yard rushing games rank fourth in school history, trailing only Dunn (21), Allen (16), and Travis Minor (14).
- After gaining the most yards (1,008) by a freshman in 2014, Cook also holds the most rushing yards by a sophomore with 1,658 - surpassing Sammie Smith's record of 1,230 set in 1987.

AMONG THE NATION'S BEST

- Entering bowl games, Dalvin Cook ranks in the Top 6 nationally in six offensive categories.
- Cook ranks second in rush yards/carry (7.86), third in rushing yards/game (150.7), fifth in all-purpose yards (170.6), scoring (10.4) and rushing touchdowns (18), and sixth in rushing yards (1,658). He is the only player nationally to rank in the top 10 in all six categories. He currently leads the ACC in all six.
- Among the Power 5 Conferences, the sophomore TB has the most rushes of 20 or more yards at 22. His 7.9 yards per carry leads the nation amongst running backs with at least 200 carries.
- Against FBS teams with a winning record, Cook is averaging 217.5 yards from scrimmage in 2015 - tops in the country by 33 yards ahead of Heisman-runner-up Christian McCaffrey of Stanford.
- Cook's 194 rushing yards against No. 1 Clemson was the second most by a running back against an undefeated team on Nov. 1 or later in the last decade. Only Auburn's Tre' Mason's 195-yard effort vs. FSU in 2013 is higher (*ESPN Stats & Info*).
- Cook has accounted for 25.0 percent of FSU's first downs in 2015 (68-of-251). His 68 first downs are the 9th most nationally among running backs. He has tallied 959 of his 1,658 yards in the first half, and his 9.22 yards per carry in the first half are the most for any running back with 100 attempts (104).

FASTEST TO 1,000 & 2,000 YARDS

- Against Georgia Tech (10/24), Dalvin Cook not only became the fastest Seminole in school history to reach 1,000 rushing yards in a single-season, but he also became the fastest to reach 2,000 career yards on the ground.
- Cook eclipsed 1,000 rushing yards in just the seventh game in 2015, while Warrick Dunn (1995), Sammie Smith (1987) and Greg Allen (1983) all reached 1,000 yards on the ground in their ninth game during their respective season.
- Cook owns the first and 10th most single-season rushing yards eclipsing Dunn as FSU's single-season rushing leader against NC State (11/14).
- In his 20th career game, the Miami, Fla., native surpassed 2,000 career rushing yards. He currently has 2,666 yards on 381 rushing attempts (in 24 career games).
- Cook became the fastest to 2,000 career yards surpassing Allen who accomplished the feat in 22 games on 346 attempts from 1981-83 (at LSU, 9/10/83).
- Dunn, FSU's all-time rushing leader, amassed 2,000 career rushing yards during the fourth game of his junior season - a total of 27 games.

FLORIDA STATE FOOTBALL NOTIN' THE NOLES: DEFENSE

DEFENDING THE RUN & PASS

- Florida State climbed five spots to rank 15th nationally in total defense, following its final regular season win at Florida. The Noles are yielding 327.7 total yards per game, including 141.8 rushing (36th) and 185.8 passing (19th).
- The Noles have allowed seven rushing touchdowns this season, which is tied for the third-fewest nationally. Only Boston College and Alabama have yielded fewer.
- Opponents have scored only 12 touchdowns in 30 red zone penetrations, which ranks fourth nationally for fewest red zone touchdowns allowed, trailing only Wisconsin (8), Boston College (10) and Alabama (11).
- FSU owns a share of the lead nationally, having surrendered only five red zone rushing touchdowns. The Noles are tied with Alabama and Boston College.
- The Noles' third down pass defense has been outstanding, as opponents are completing just 45.2 percent (52 of 115), been intercepted four times and only converted 34 first downs.

THE SACK IS BACK IN THE ATTACK

- One year after Florida State finished tied for 108th with 17 sacks, the Seminole defense has made a quantum leap in productivity:
 - The Seminoles have registered 30 sacks this season, which ranks tied for 31st nationally;
 - By averaging 2.50 sacks per game, FSU has more than doubled its 2014 production (1.21);
 - Junior defensive end DeMarcus Walker leads FSU with 10.5 sacks and his 0.88 per game average is tied for seventh nationally and is second among ACC players;
 - Walker's total is the best by a Nole since 2012 when Bjoern Werner (13) and Tank Carradine (11) led the team;
- FSU ranks as one of the most improved teams nationally in sack productivity from a year ago:

School	2015 (Rank)	2014 (Rank)	Change
Kent State	31 (t28)	9 (t26)	+22
Pittsburgh	36 (t11)	19 (t103)	+17
Southern Miss	31 (t28)	15 (t116)	+16
Alabama	46 (1)	31 (t40)	+15
Iowa State	30 (t31)	15 (t116)	+15
Florida State	30 (t31)	17 (t108)	+13
Penn State	44 (t2)	31 (t40)	+13

PLAYING 'LARGER' ROLE AGAINST PASS

- Improving the pass rush was one of the top priorities entering the 2015 season and the Florida State defensive line has responded to the challenge, in ways not only measured by sacks. In addition to FSU's 30 sacks for minus-177 yards:
 - FSU's 27 quarterback hurries this season has eclipsed last season's total (19);

- DeMarcus Walker paces the linemen with four, while Josh Sweat and Giorgio Newberry have three each;
- Defensive linemen are responsible for 17 of the team's 44 pass break-ups this season;
- Newberry leads the linemen with six, followed by Walker with five - both rank first and second, respectively, among DL in the ACC.
- FSU's ability to collapse the pocket is limiting the deep ball by opposing quarterbacks, who are averaging just 5.6 yards per pass attempt, which is tied for third nationally behind Michigan (5.4 ypa) and Northwestern (5.5).

RAMSEY BACK WHERE HE STARTED

- Junior All-American and Thorpe Award semifinalist Jalen Ramsey has made 40 consecutive starts in the FSU secondary, including 12 consecutive at cornerback;
- Ramsey made 25 consecutive starts at safety after becoming the first true freshman to start at cornerback since Deion Sanders (1985) against Pitt in the 2013 opener;
- Ramsey, an All-American in track & field, has utilized his Sanders-like skill set to register 55 tackles, an interception, seven other pass breakups, a forced fumble, two sacks and a 36-yard fumble return for a touchdown in 14 career starts at cornerback;
- He leads the Noles with 10 pass break-ups and ranks seventh with 43 tackles this season, despite limited challenges by opposing quarterbacks.

REGGIE SEEKING TRIPLE-DOUBLE

- Senior linebacker Reggie Northrup led the Seminoles with 122 tackles in 2014; the first Nole with 100 stops since Buster Davis (109) in 2006;
- Northrup's total was the most in a season since Kendyll Pope (131) and Michael Boulware (127) in 2002;
- The Jacksonville, Fla., native is bidding to become the first Nole with 100 or more tackles in back-to-back seasons since Michael Boulware accomplished the feat in 2002 (127) and 2003 (111);
- Northrup leads the team with 87 stops, despite coming off the bench in two games.

JAMES COMES ON STRONG

- Freshman safety Derwin James has mounted an amazing finish to his first season, piling up 50 of his 77 tackles over the final five games;
- James ranks second on the team in total tackles and leads all Seminoles with 43 solo stops;
- The Freshman All-American candidate didn't make his first start until Oct. 17 vs. Louisville.
- The Miami native ranks second on the team in fumble recoveries (2), TFL (7.5), sacks (3.5) and forced fumbles (2).

SACKING THE OPPONENT

The Florida State defense eclipsed its season sack total from last season following a two-sack performance against Syracuse in the eighth game of 2015.

The Seminoles have registered 30 sacks on the year and are tied for 31st nationally. DeMarcus Walker has recorded a team-best 10.5 sacks this year.

Since Jimbo Fisher became head coach in 2010, the Seminoles have tallied 206 sacks in six seasons including a season-best 48 in 2010.

Here is a look at Florida State's sack total and sack leaders since the start of the 2010 season:

2010: 48 (14 games)	Brandon Jenkins (13.5)
2011: 40 (13 games)	Brandon Jenkins (8.0)
2012: 36 (14 games)	Bjoern Werner (13.0)
2013: 35 (14 games)	Lamarcus Joyner (5.5)
2014: 17 (14 games)	Eddie Goldman (4.0)
2015: 30 (12 games)	DeMarcus Walker (10.5)

40

Junior Jalen Ramsey enters the Chick-fil-A Peach Bowl against Houston with **40 career starts** - the most by a non-special teams player on the Seminole roster in 2015. Fifteen of those starts have come at cornerback.

15.8

FSU is yielding just **15.8 points per game in 2015** - second in the ACC and fifth nationally. The Seminoles are the only school in the nation that has not allowed 25 points in any game this year.

50

Freshman safety Derwin James has recorded **50 tackles over the last five games**; he had 27 in his first seven.

27

The FSU defense has recorded **27 quarterback hurries** on the year - eclipsing the Noles' 2014 season total of 19.

3.6

The FSU defense has forced an average of **3.6 three-and-out series over the last five games**, compared to 3.1 over the first seven.

78

The Florida State defense has forced **78 punts** this season on 146 possessions by opponents. FSU forced 10 punts against USF on Sept. 12.

3

Freshman defensive end Josh Sweat has tallied **three fumble recoveries** on the year - a mark that is tied for fourth nationally and tied for the ACC lead.

3

Senior safety Lamarcus Brutus has a **career-high three interceptions** on the year to pace the Noles - a mark that is tied for the seventh most in the ACC.

JAMES MOVING UP THE CHARTS

DESPITE NOT MAKING HIS FIRST START UNTIL OCT. 17 AGAINST LOUISVILLE, SAFETY DERWIN JAMES HAS JOINED AN ELITE GROUP OF FORMER SEMINOLES FOR TACKLES IN A SEASON BY A FRESHMAN. JAMES HAS PLAYED IN ALL 12 GAMES AND SITS SECOND ON THE TEAM WITH 77 TACKLES - A MARK THAT IS TIED FOR THE FOURTH MOST TACKLES BY A FRESHMAN IN SCHOOL HISTORY.

HERE IS A LOOK AT THE TOP 5 TACKLE SEASONS BY A SEMINOLE FRESHMAN:

		UT	AT	TOT
MARVIN JONES	1990	73	60	133
RON SIMMONS	1977	76	52	128
DARYL BUSH	1994	50	36	86
DERWIN JAMES	2015	43	34	77
MYRON ROLLE	2006	31	46	77



FLORIDA STATE FOOTBALL NOTIN' THE NOLES: SPECIAL TEAMS

MR. ROBERTO

- Roberto Aguayo, the most accurate kicker in college football history, is a three-time first team All-American and 2013 Lou Groza Award winner.
- Aguayo has made 97.05 percent (263 of 271) of his career kicks (195-195 on PATs and 68 of 76 on FGs).
- He ranks third in school history with 68 FGs behind only Dustin Hopkins, the school's all-time leader with 88 career FGs, and Derek Schmidt with 73.
- Aguayo sits third in school history with 195 career PATs. Dustin Hopkins (with 202 PATs) is Florida State's all-time leader and Scott Bentley (200 PATs) is second.

AGUAYO A SCORING LEADER

- Aguayo is FSU's scoring leader for points in a single game by a kicker (19 vs. Wake Forest, Oct. 4, 2014), in a single season (157 in 2013 - also an ACC single season record) and is 68 points from becoming the Seminoles' career scoring leader.
- He currently ranks second in FSU history with 399 career points.
- With just one more point, Aguayo will join Dustin Hopkins as the only two Seminoles in school history to have scored at least 400 career points. Hopkins (2009-12) is the all-time scoring leader at Florida State with 466 points.
- Aguayo ranks 28th overall in scoring in 2015 among all FBS players with 106 points and 8.8 points per game.

MORE ON AGUAYO

- Roberto Aguayo has a 98.5 percent success rate in the fourth quarter during his career (40 games) connecting on 44 of 44 PATs and 21 of 22 FGs - good for 107 career points in the fourth quarter.
- He has one game-winning kick connecting with :03 seconds remaining against Boston College on Nov. 22, 2014.
- Aguayo has made 195 consecutive PATs extending the ACC record that surpassed Luke Manget (160) of Georgia Tech. He moved ahead of Manget in the Seminoles' victory over USF on Sept. 12, 2015. He also moved ahead of Florida State All-American Dustin Hopkins (145) in the Seminoles' ACC Championship win over Georgia Tech in 2014.
- In 2015, Aguayo has made 20 of 24 field goals (83.3 percent) including a season-high eight straight entering the Seminoles' bowl game against Houston.
- It marks the third consecutive season that he has made at least 80 percent of his field goal attempts in a season: 2013 (.954, 21-of-22); 2014 (.900, 27-of-30).
- Aguayo is a perfect 48 of 48 in career field goals from inside of 40 yards (15 of 15 in 2013, 18 of 18 in 2014 and 15 of 15 in 2015).

STANDOUT YEAR FOR BEATTY

- Senior Cason Beatty enters the Chick-fil-A Peach Bowl averaging a career-best 44.5 yards per punt on 55 punts. He is averaging more than four yards per punt more (+4.4) than he did during his first three years at FSU.
- His 44.50 yards per punt average ranks as seventh highest for a single season and is the best since All-American Shawn Powell averaged 47.04 yards per punt in 2011.
- In the last 10 games, Beatty is averaging 45.64 yards per punt (2,054 yards on 45 punts) as compared to his 39.30 yards per punt average in the first two games of the season (393 yards on 10 punts).
- He has dropped 20 punts inside the opponents' 20-yard line (the second-highest single season total of his career) and boomed 18 punts of 50 yards or more.
- With 10 punts of 50+ yards (including a season-long 64-yard punt against Syracuse) in his final six games of the regular season, Beatty launched as many 50-yard punts from Sept. 18 through Nov. 28 (18) as he did during the first three years of his career (7 as a junior, 6 as a sophomore and 5 as a freshman).

HOLDING IT DOWN

- Senior Cason Beatty is in his third straight season as FSU's holder on PATs and field goals for kicker Roberto Aguayo.
- Beatty has been the holder for all of Aguayo's 271 kicks (76 field goals and 195 PATs).

BEATTY FOR HIS CAREER

- Senior Cason Beatty ranks third in school history with 192 career punts and 7,936 career punting yards and seventh in school history with a 41.33 yards per punt average.
- He entered the 2015 season ranked 10th in school history in career punting average, and increased his career average by more than one full yard during the 2015 regular season.

WHITFIELD ON KICK RETURNS

- Junior Kermit Whitfield is averaging 28.1 yards per kickoff return tallying 421 yards on 15 returns this season - a mark that ranks third in the ACC and 11th nationally.
- He has earned three returns of 56 yards or more in 2015 with 59 (Texas State), 57 (at Wake Forest) and 56 yards (USF) through 12 games.
- Whitfield ranks second in school history with 1,705 career kickoff return yards. He needs only 17 yards to surpass Michael Ray Garvin as FSU's all-time kickoff return leader. Garvin (2005-08) holds the record with 1,721 career kickoff return yards.

399

Roberto Aguayo has scored 399 points in 40 career games - an average of 9.9 per game. The ACC record for points scored per game in a career is 10.5 by Frank Quale of Virginia (1967-68).

155

Florida State has not allowed a kickoff return for a touchdown in 155 consecutive games - the best active streak among FBS schools (10/2/04 - 11/28/15).

17

Jalen Ramsey dons a No. 17 jersey only during kickoffs after receiving permission from Charlie Ward. The No. 17 was retired after the 1993 season.

26.6

Junior Kermit Whitfield is averaging a school record 26.6 yards per return for his career (for players with a minimum of 30 career returns). He already owns the single-season avg. at 36.4 (2013).

.970

Roberto Aguayo is the most accurate kicker in NCAA history with a .970 success rate (263-of-271). He surpassed Alex Henery of Nebraska (.967, 2007-10).

17

Junior Kermit Whitfield needs 17 kickoff return yards to become Florida State's all-time leader. Michael Ray Garvin (2005-08) holds the school record with 1,721 career kickoff yards. For his career, Whitfield has 1,705 yards on 64 attempts.

195

Roberto Aguayo has made a school and ACC record 195 consecutive PATs (connecting on every career PAT attempt).

50.0

Cason Beatty averaged 50.0 yards on four punts at Georgia Tech - second highest single-game average of his career. He is one of five punters in FSU history to average 50.0 yards per punt in multiple games during his career.

TANDEM SCORING LEADERS

Junior kicker Roberto Aguayo and sophomore running back Dalvin Cook are one of four sets of teammates (Boise State's Jeremy McNichols and Tyler Rausa; Alabama's Derrick Henry and Adam Griffith; Louisiana Tech's Kenneth Dixon and Jonathan Barnes) that are both ranked in the nation's top 30 for scoring. All four combinations are running backs and kickers.

Florida State	Scoring (NCAA Rank)
Dalvin Cook, RB.....	10.4 (6th)
Roberto Aguayo, K.....	8.8 (t-28th)

Alabama	Scoring (NCAA Rank)
Derrick Henry, RB.....	10.6 (4th)
Adam Griffith, K.....	8.8 (t-30th)

Boise State	Scoring (NCAA Rank)
Jeremy McNichols, RB.....	12.5 (2nd)
Tyler Rausa, K.....	10.1 (10th)

Louisiana Tech	Scoring (NCAA Rank)
Kenneth Dixon, RB.....	13.2 (1st)
Jonathan Barnes, K.....	9.1 (t-21st)

BEATTY OVER THE YEARS

BEATTY HAS PLAYED IN 54 CAREER GAMES (EVERY GAME FOR FSU, THE LAST FOUR YEARS)

192 CAREER PUNTS
3rd IN SCHOOL HISTORY

7,936 YARDS
3rd IN SCHOOL HISTORY

41.3 YARDS/PUNT
7th IN SCHOOL HISTORY



HE IS ONE OF ONLY 8 PUNTERS IN SCHOOL HISTORY TO AVERAGE MORE THAN 41 YARDS/PUNT FOR HIS CAREER.



FLORIDA STATE FOOTBALL NOTIN' THE NOLES: ODDS AND ENDS

266

Dalvin Cook's 266-yard rushing performance against USF sits as the second best rushing game in FSU history and the 11th best single-game performance in ACC history.

24

Roberto Aguayo has posted double-digit points 24 times in his three-year career at FSU. He reached double-figures 11 times in 2013 and recorded a career-high 19 points against Wake Forest in 2014. Aguayo has seven double-digit points in 2015.

19

Dalvin Cook's 19 total touchdowns in 2015 sits as the second-most in a single-season at Florida State (Greg Allen 21, 1982) and tied for the sixth-most in ACC history (James Connor, Pitt, 26 TDs - 2014).

5

Roberto Aguayo is one of five active kickers who has never missed a PAT. He joins Cody Clark, MTSU (144-144), Jake Elliott, Memphis (143-143) and San Nuernberger, Ohio State (101-101). There have been 11 NCAA kickers all-time to never miss a PAT (min. 100 made).

Roberto AGUAYO

ENTERS THE CHICK-FIL-A PEACH BOWL AGAINST HOUSTON WITH 195 CAREER MADE PATS. HE IS LOOKING TO BECOME ONE OF FIVE ACTIVE PLAYERS WITH 200 OR MORE CAREER MADE PATS

CAREER STATS

FIELD GOALS **68-76**

PAT'S **195-195**

POINTS **399**



CURRENT NCAA KICKERS WITH 200 OR MORE MADE PATS

RANK	PLAYER	SCHOOL	PATM-A	BOWL GAME
1.	GARRETT SCHWETTMAN	WESTERN KENTUCKY	230-235	MIAMI BEACH
2.	MARSHALL MORGAN	GEORGIA	214-219	TAXSLAYER
3.	JADEN OBERKROM	TCU	211-213	VALERO ALAMO
4.	KA'IMI FARIBAIRN	UCLA	206-211	FOSTER FARMS

AGUAYO AMONG ACC LEADERS ALL-TIME

- In three seasons, Roberto Aguayo has become just the second, three-time first team All-American in school history (joining Deion Sanders), been a part of two ACC titles and played a huge role in helping the Seminoles to the 2013 National Championship.
- He established FSU's single-game scoring mark for a kicker with 19 points vs. Wake Forest in 2014, holds the single-season scoring record with 157 in 2013 (also an ACC and NCAA single-season record) and has the ACC and FSU record for consecutive PATs made at 195.
- Aguayo currently sits as the most accurate kicker in college football history as he has made 97.05 percent of his career kicks (263 of 271 - 195 of 195 PATs and 68 of 76 FGs).
- Against Houston in the Chick-fil-A Peach Bowl, Aguayo will look to continue to move up a few charts in the ACC record books. Here is a look at some of the records Aguayo is chasing:

ACC CAREER SCORING LIST

Rank/Player, School	PAT	FGs	Pts
1. Dustin Hopkins, FSU	202	88	466
2. Chandler Catanzaro, CU	203	67	404
3. Roberto Aguayo, FSU	195	68	399
4. Nick Novak, MD	153	80	393
5. Xavier Beitia, FSU	174	67	375

ACC CAREER FIELD GOALS MADE

Rank/Player, School (Years)	FGs
1. Dustin Hopkins, FSU (2009-12)	88
2. Nick Novak, MD (2001-04)	80
3. Sam Swank, WF (2005-08)	71
4. Nelson Welch, CU (1991-94)	70
Nate Freese, BC (2010-13)	70
6. Roberto Aguayo, FSU (2013-**)	68
7. Xavier Beitia, FSU (2001-04)	67
Chandler Catanzaro, CU (2010-13)	67

ACC CAREER EXTRA POINTS MADE

Rank/Player, School (Years)	PATs
1. Chandler Catanzaro, CU (2010-13)	203
2. Dustin Hopkins, FSU (2009-12)	202
3. Scott Bentley, FSU (1993-96)	200
4. Roberto Aguayo, FSU (2013-**)	195
5. Xavier Beitia, FSU (2001-04)	174

COOK'S RECORD-BREAKING SOPHOMORE CAMPAIGN

- Sophomore Dalvin Cook is arguably having the finest season that has ever been turned in by a Seminole running back.
- In 2015, Cook became FSU's all-time single-season rushing leader and all-purpose yards leader. He shattered Sammie Smith's sophomore rushing yards record (1,230) set back in 1987 and tied Greg Allen (1981) with the most 200-yard rushing games in a season with two.
- Heading into the Chick-fil-A Peach Bowl against Houston, Cook is tied with Warrick Dunn for the most 100-yard rushing games in a season with eight - a record Dunn set in 1995. Cook is also two touchdowns shy of tying the single-season rushing touchdowns record set by Greg Allen in 1982 with 20.
- With single-game rushing yard totals of 266 (vs. USF), 222 (vs. Miami) and 194 (vs. Clemson) this year, Cook is the only player in FSU history to tally three single-game rushing totals that rank in the top 15 in one season.
- Here is a look at where Cook's single-game totals in 2015 rank in the ACC record books:

ACC SINGLE-SEASON RUSHING YARDS

Rank/Player, School	YR	G	ATT	YDs
1. Andre Williams, BC	2013	13	355	2177
2. Thomas Jones, VA	1999	11	334	1798
3. James Conner, UP	2014	13	298	1765
4. Don McCauley, NC	1970	11	324	1720
5. David Wilson, VT	2011	14	290	1709
6. Dalvin Cook, FSU	2015	11	211	1658
7. Ryan Williams, VT	2009	13	293	1655

ACC SINGLE-SEASON RUSHING YDS/ATT

Rank/Player, School	YR	G	ATT-YDs	AVG
1. Chet Hanulak, MD	'53	10	77-753	9.78
2. Ron Waller, MD	'54	9	67-587	8.76
3. Dalvin Cook, FSU	'15	11	211-1658	7.86
4. Warrick Dunn, FSU	'95	11	166-1242	7.48

ACC SINGLE-SEASON SCORING PTS/GAME

Rank/Player, School	YR	G	TDs-Pts	PG
1. Kelvin Bryant, NC	'81	8	18-108	13.50
2. James Conner, UP	'14	13	26-156	12.00
3. Don McCauley, NC	'70	11	21-126	11.45
4. Giovani Bernard, NC	'12	10	19-114	11.40
5. Roberto Aguayo, FSU	'13	14	0-157	11.21
6. Brian Piccolo, WF	'64	10	17-111	11.10
7. S. Janikowski, FSU	'99	11	0-116	10.55
8. Dalvin Cook, FSU	'15	11	19-114	10.36
Robert Lavette, GT	'82	11	19-114	10.36
10. S. Janikowski, FSU	'98	12	0-123	10.25

ACC SINGLE-SEASON RUSHING TDs

Rank/Player, School	YR	G	YDs	TDs
1. James Conner, UP	'14	13	1765	26
2. Ryan Williams, VT	'09	13	1655	21
3. Robert Lavette, GT	'82	11	1208	19
Don McCauley, NC	'70	11	1720	19
5. Dalvin Cook, FSU	'15	11	1658	18
Mike Voight, NC	'76	11	1407	18
T.A. McLendon, NCS	'02	13	1154	18
Joshua Nesbitt, GT	'09	14	1037	18
Andre Williams, BC	'13	13	2177	18

ACC SINGLE-SEASON YARDS/GAME

Rank/Player, School	YR	G	ATT-YDs	PG
1. Andre Williams, BC	'13	13	355-2177	167.5
2. Thomas Jones, VA	'99	11	334-1798	163.5
3. Don McCauley, NC	'70	11	324-1720	156.4
4. Dalvin Cook, FSU	'15	11	211-1658	150.7
5. LaMont Jordan, MD	'99	11	266-1632	148.4

CAREER MILESTONES

100-YARD RUSHING GAMES

Dalvin Cook (13):

266 Yds	USF, 2015
222 Yds	Miami, 2015
194 Yds	Clemson, 2015
183 Yds	Florida, 2015
177 Yds	(ACC Championship) Georgia Tech, 2014
163 Yds	Louisville, 2015
156 Yds	Texas State, 2015
144 Yds	Florida, 2014
138 Yds	NC State, 2015
122 Yds	Syracuse, 2014
110 Yds	Louisville, 2014
106 Yds	Chattanooga, 2015
103 Yds	(CFP Semifinal) Oregon, 2015

Jacques Patrick (1):

162 Yds	Syracuse, 2015
---------	----------------

100-YARD RECEIVING GAMES

Kermit Whitfield (2):

172 Yds	Louisville, 2015
117 Yds	NC State, 2015

Travis Rudolph (1):

191 Yds	Syracuse, 2015
---------	----------------

Jesus Wilson (1):

109 Yds	NC State, 2014
---------	----------------

300-YARD PASSING GAMES

Sean Maguire (2):

348 Yds	Syracuse, 2015
304 Yds	Clemson, 2014

Everett Golson* (2):

372 Yds	Louisville, 2015
302 Yds	Texas State, 2015

* denotes games at Florida State only

FLORIDA STATE FOOTBALL NOTIN' THE NOLES: ODDS AND ENDS II

GETTING IT DONE COLLECTIVELY

TEN DIFFERENT SEMINOLES HAVE LED OR SHARED THE TEAM LEAD IN STOPS THROUGH 12 GAMES, INDICATIVE OF THE DEFENSE'S SWARMING TENACITY AND BALANCED PRODUCTIVITY.

HERE'S A LOOK AT FSU'S GAME-BY-GAME TACKLE LEADERS:



SEVENTEEN NOLES HAVE RECORDED 20 OR MORE TACKLES THIS SEASON, INCLUDING 11 WITH 30 OR MORE

WALKER EMERGES AS FORCE ON 'D'

- Junior defensive end DeMarcus Walker has become the focal point of FSU's highly-touted defense;
- Walker leads the team in sacks (10.5), tackles for loss (15.5) and forced fumbles (4);
- His sacks total is the best by a Seminole since Bjoern Werner (13) and Tank Carradine (11) in 2012;
- Walker's tackles for loss total ranks 17th on FSU's all-time single-season list and is the sixth-best total in the last 10 years;
- The Jacksonville native registered a career-high nine tackles in the regular season finale at Florida.

BOWLING OFFENSIVELY

- Florida State is 4-1 in bowl games since Jimbo Fisher took over as head coach in 2010 posting wins over a pair of SEC teams (South Carolina and Auburn), Notre Dame and Northern Illinois.
- The Seminoles have recorded at least 300 total yards in four of those five games including two 500+ yard games (Northern Illinois - 534; Oregon - 528).
- Twice FSU has eclipsed 200 yards rushing posting 243 yards against the Huskies in the 2013 Orange Bowl and 218 yards against South Carolina in the 2010 Chick-fil-A Bowl.
- The only 300-yard passing game over the last five years came against Oregon in last year's College Football Playoff Semifinal in the Rose Bowl as Jameis Winston threw for 348 yards.

OFFENSIVE HIGHS IN BOWL GAMES

A list of the best offensive performances by the Seminoles over the last five seasons (Jimbo Fisher era):

RUSHING PERFORMANCES

Player	No.-Yds, TDs	Year, Bowl
Chris Thompson	25-147, 1 TD	2010, Chick-fil-A
Lonnie Pryor	5-134, 2 TD	2013, Orange Bowl
Dalvin Cook	15-103, 0 TD	2015, Rose Bowl/CFP
Karlos Williams	12-80, 1 TD	2015, Rose Bowl/CFP

RECEIVING PERFORMANCES

Player	No.-Yds, TDs	Year, Bowl
Rashad Greene	9-147, 0 TD	2014, BCS Championship
Rashad Greene	5-99, 1 TD	2011, Champs Sports
Travis Rudolph	6-96, 1 TD	2015, Rose Bowl/CFP
Jesus Wilson	5-72, 0 TD	2015, Rose Bowl/CFP

PASSING PERFORMANCES

Player	C-A-I, Yds, TDs	Year
Jameis Winston	29-45-1, 348, 1	2015, Rose Bowl/CFP
EJ Manuel	26-38-0, 291, 1	2013, Orange Bowl
EJ Manuel	20-31-0, 249, 2	2011, Champs Sports
Jameis Winston	20-35-0, 237, 2	2014, BCS Championship

AGUAYO IN BOWL GAMES

- Roberto Aguayo has kicked in two bowl games during his career - the BCS National Championship game in 2013 (against Auburn) and the CFP semifinal in 2014 (against Oregon).
- Aguayo has made 90.9 percent of his kicks (6-6 on PATs and 4-5 on FGs) in two bowl games connecting on field goals of 26, 28, 35, and 41 yards in those two games.
- He was a perfect 4-for-4 on PATs and 2-for-2 on FGs against Auburn in the 2013 National Championship game. He was also good on field goal tries of 35 and 41 yards. His PAT with 13 seconds remaining in the game (following Kelvin Benjamin's game winning touchdown catch) gave FSU its game-winning margin of 34-31.
- The Mascotte, Fla., native was 2-for-2 on PATs and 2-for-3 on FGs against Oregon in the 2015 Rose Bowl with field goals of 26 and 28 yards. He missed from 54 yards on his third field goal attempt against the Ducks.

WHITFIELD ON THE RUN

- Kermit Whitfield has provided the Noles an extra weapon to throw into the attack on special teams against their opponent come bowl time.
- In two career bowl games, Whitfield is averaging 30.3 yards per kickoff return with one touchdown.
- Whitfield tallied 172 yards on four returns in the BCS National Championship game against Auburn. His 100-yard touchdown return in the fourth quarter gave the Noles a 27-24 lead.
- Last year against Oregon in the CFP Semifinal, Whitfield registered 131 yards on six returns.
- For his career, Whitfield is averaging 26.6 yards per kickoff return. This year Whitfield is averaging 28.1 yards per kickoff return tallying 421 yards on 15 returns

TURNING UP THE D

- Since Jimbo Fisher took over as head coach in 2010, Florida State has done a nice job of forcing turnovers during bowl season holding a +4 advantage over the last five games (13 TO forced, 9 TO against).
- The Seminoles won the turnover battle in three of their last five bowl games, while tying in another. FSU forced five turnovers in a 26-17 victory over South Carolina in the 2010 Chick-fil-A Bowl.

Opponent (Bowl)	Opp TDs	FSU TDs	+/-
South Carolina (Chick-fil-A)	5	1	+4
Notre Dame (Champs Sports)	3	1	+2
Northern Illinois (Orange)	2	1	+1
Auburn (BCS Nat'l Champ)	1	1	0
Oregon (CFP/Rose Bowl)	2	5	-3
Totals	13	9	+4

BOWL NUGGETS

FSU All-Time vs. Schools From Texas in Bowl Games

Florida State: 2-1-0

1954 Sun Bowl
Texas Western d. Florida State, 47-20

1977 Tangerine Bowl
Florida State d. Texas Tech, 40-17

1991 Cotton Bowl
Florida State d. Texas AGM, 10-2

FSU All-Time in the Chick-fil-A Peach Bowl

Florida State: 2-1-0

1968 Peach Bowl
LSU d. Florida State, 31-27

1983 Peach Bowl
Florida State d. North Carolina, 28-3

2010 Chick-fil-A Bowl
Florida State d. South Carolina, 26-17

FSU All-Time in Bowl Games Under Jimbo Fisher

Florida State: 4-1-0

2010 Chick-fil-A Bowl
Florida State d. South Carolina, 26-17

2011 Champs Sports Bowl
Florida State d. Notre Dame, 18-14

2012 Orange Bowl
Florida State d. Northern Illinois, 31-10

2013 BCS National Championship Game
Florida State d. Auburn, 34-31

2014 Rose Bowl/CFP Semifinal
Oregon d. Florida State, 59-20

57

Dating back to the 2010 Chick-fil-A Bowl, Florida State has tallied 57 fourth quarter points over its last five bowl games. The Noles have outscored their opponents 57-31 in the fourth quarter of those bowl games.

4

Just four times in the history of Florida State football have the Seminoles suffered back-to-back losses in bowl appearances. FSU will look to avoid pushing that number to five as they take on Houston in the 2015 Chick-fil-A Bowl. FSU has never lost more than two straight bowl games.

FSU's All-Time Back-to-Back Bowl Losses

2003 - Orange Bowl, lost to Miami, 14-16;
2002 - Sugar Bowl, lost to Georgia, 13-26

1980 - Orange Bowl, lost to Oklahoma, 17-18;
1979 - Orange Bowl, lost to Oklahoma, 7-24

1971 - Fiesta Bowl, lost to Arizona State, 38-45;
1968 - Peach Bowl, lost to LSU, 27-31

1958 - Bluegrass Bowl, lost to Oklahoma State, 6-15
1954 - Sun Bowl, lost to Texas Western, 20-47

FLORIDA STATE FOOTBALL NOTIN' THE NOLES: ODDS AND ENDS III

SOD 101

- Since 1962 Florida State players have been collecting sod following road victories as underdogs, all games at rival Florida, as well as all ACC Championship and bowl games, and bringing back home to be buried in the "Sod Cemetery."
- The tradition dates to Dean Coyle Moore's challenge to, "bring back some sod from the between the hedges," prior to the 1962 game at Georgia. The 53-year tradition has continued in 2015, with the Seminoles collecting their 100th "Sod Game" victory with a resounding 27-2 win over Florida in 'The Swamp.'
- FSU will be seeking its 101st sod victory against Houston in the 2015 Chick-fil-A Peach Bowl. Here are some of the milestone "Sod Game" victories by season to this point:

No. 1 - Oct. 20, 1962	Georgia.....	18-0.....	Sanford Stadium
No. 25 - Nov. 13, 1976	North Texas.....	21-20.....	Fouts Field
No. 50 - Nov. 7, 1987	Auburn.....	34-6.....	Jordan-Hare Stadium
No. 64 - Jan. 1, 1994 (Orange Bowl - 1993 National Championship)	Nebraska.....	18-16.....	Orange Bowl
No. 71 - Jan. 4, 2000 (Sugar Bowl - 1999 National Championship)	Virginia Tech.....	46-29.....	Louisiana Superdome
No. 75 - Sept. 17, 2005	Boston College.....	28-17.....	Alumni Stadium
No. 86 - Jan. 1, 2010 (Gator Bowl - Bobby Bowden's Final Game)	West Virginia.....	33-21.....	Jacksonville Municipal Stadium
No. 86 - Jan. 6, 2014 (BCS National Championship)	Auburn.....	34-31.....	Rose Bowl
No. 99 - Dec. 6, 2014 (ACC Championship)	Georgia Tech.....	37-35.....	Bank of America Stadium
No. 100 - Nov. 28, 2015	Florida.....	27-2.....	Ben Hill Griffin Stadium



Seniors Terrance Smith and Lamarus Brutus hold up sod from inside 'The Swamp' following FSU's 27-2 victory over intra-state rival Florida.

ALL-TIME VS CURRENT AMERICAN ATHLETIC CONFERENCE SCHOOLS

- Florida State is facing Houston for the 17th time in program history with the last meeting coming in coach Bobby Bowden's third year at the helm of the Seminole program. It also marks the 69th meeting between FSU and a current member of the AAC. The Noles are 45-20-3 all-time against current AAC schools. The Cougars are the second AAC school FSU will face in 2015 as the Seminoles defeated USF, 34-14, in Tallahassee back on Sept. 12.
- Here is a look at how FSU has fared against current AAC members all-time:

UCF 1-0-0	1983 (H) W, 47-46	1970 (N) L, 21-53	1975 (H) L, 14-17	USF 2-1-0	1987 (H) W, 73-14
1995 (H) W, 46-14	1984 (H) W, 48-17	1971 (A) L, 7-14	1976 (A) L, 12-21	2009 (H) L, 7-17	1988 (A) W, 48-28
Cincinnati 6-0-0	1987 (A) W, 44-3	1972 (H) L, 27-31	1977 (H) W, 30-9	2012 (A) W, 30-17	1989 (H) W, 59-6
1977 (H) W, 14-0	1988 (H) W, 45-21	1973 (A) L, 3-34	1979 (H) W, 66-17	2015 (H) W, 34-14	1990 (A) W, 31-13
1978 (H) W, 26-21	1990 (H) W, 45-24	1974 (H) L, 8-23	1980 (A) W, 24-3	SMU 0-0-0	1991 (H) W, 38-11
1979 (A) W, 26-21	Houston 2-12-2	1975 (A) W, 33-22	1981 (H) W, 10-5		1992 (H) W, 70-7
1982 (H) W, 38-31	1960 (H) L, 6-7	1978 (H) L, 21-27	1984 (A) T, 17-17	Temple 1-0-0	Tulsa 5-0-0
1983 (H) W, 43-17	1961 (A) L, 8-28	Memphis 10-7-1	1985 (H) W, 19-10	1984 (H) W, 44-27	1969 (A) W, 38-20
1990 (H) W, 70-21	1962 (H) L, 0-7	1959 (A) L, 6-16	1987 (H) W, 41-24		1971 (H) W, 45-10
UConn 0-0-0	1964 (A) T, 13-13	1967 (A) W, 26-7	1989 (H) W, 57-20	Tulane 10-0-0	1972 (H) W, 23-21
	1965 (H) T, 16-16	1968 (H) W, 20-10	1990 (N) W, 35-3	1983 (A) W, 1-0	1980 (H) W, 45-2
	1966 (H) L, 13-21	1969 (H) L, 26-28	Navy 1-0-0	(Forfeit)	1985 (H) W, 76-14
	1967 (A) L, 13-33	1970 (A) L, 12-16	1978 (H) W, 38-6	1984 (H) W, 27-6	
East Carolina 7-0-0	1968 (N) W, 40-20	1973 (H) L, 10-13		1985 (A) W, 38-12	
1980 (H) W, 63-7	1969 (A) L, 13-41	1974 (A) L, 14-42		1986 (H) W, 54-21	
1982 (H) W, 56-17					

SENIORS LOOKING FOR WIN NO. 50

- Florida State's senior class earned their school-record 49th win, over a four-year span, with a 27-2 victory over intra-state rival Florida in 'The Swamp' surpassing the previous record of 48 victories set by the 2014 senior class.
- A victory over Houston in the 2015 Chick-fil-A Peach Bowl would give FSU's class 50 wins becoming the first school from a Power 5 Conference to reach the 50-win plateau over a four-year span.
- Boise State is the only school with 50 wins by a senior class achieving the mark from 2008-11.
- 2015 senior classes from Ohio State (49 wins) and Alabama (48 wins) also have a chance to reach 50 wins with victories in their respective New Year's Six Bowl Games.
- To the right is a look at the most all-time wins by a senior class:

Most All-Time Wins By A Senior Class

50	Boise State, 2011 (wins occurring from 2008-11)
49	Alabama, 2012
	Boise State, 2012
	Boise State, 2009
	Florida State, 2015
	Nebraska, 1997
	Ohio State, 2015
48	Alabama, 2014
	Alabama, 2011
	Boise State, 2010
	Florida, 2009
	Florida State, 2014

RESULTS AGAINST TOP 25 TEAMS UNDER JIMBO FISHER

- Florida State is 13-7 (.650) in games against AP Top 25 teams under head coach Jimbo Fisher.
- FSU has won eight of its last 10 games against AP Top 25 teams including a 1-1 mark in 2015.
- FSU is 8-5 (.615) against AP Top 25 teams away from Tallahassee under Fisher.
- FSU is 6-5 (.545) against AP Top 10 teams under Coach Fisher.

Date	Matchup	Result
Sept. 11, 2010	No. 17 FSU at No. 10 Oklahoma	L, 17-47
Oct. 9, 2010	No. 23 FSU at No. 13 Miami	W, 45-17
Dec. 4, 2010	No. 20 FSU vs. No. 12 Virginia Tech (ACC Champ)	L, 33-44
Dec. 31, 2010	No. 23 FSU vs. No. 19 South Carolina (Chick-fil-A Bowl)	W, 26-17
Sept. 17, 2011	No. 5 FSU vs. No. 1 Oklahoma	L, 13-23
Sept. 24, 2011	No. 11 FSU at No. 21 Clemson	L, 30-35
Sept. 22, 2012	No. 4 FSU vs. No. 10 Clemson	W, 49-37
Nov. 22, 2012	No. 10 FSU vs. No. 6 Florida	L, 26-37
Jan. 1, 2013	No. 13 FSU vs. No. 16 Northern Illinois (Orange Bowl)	W, 31-10
Oct. 5, 2013	No. 8 FSU vs. No. 25 Maryland	W, 63-0
Oct. 19, 2013	No. 5 FSU at No. 3 Clemson	W, 51-14
Nov. 2, 2013	No. 3 FSU vs. No. 7 Miami	W, 41-14
Dec. 7, 2013	No. 1 FSU vs. No. 20 Duke (ACC Champ)	W, 45-7
Jan. 6, 2014	No. 1 FSU vs. No. 2 Auburn (BCS Champ)	W, 34-31
Sept. 20, 2014	No. 1 FSU vs. No. 22 Clemson	W, 23-17
Oct. 18, 2014	No. 2 FSU vs. No. 5 Notre Dame	W, 31-27
Dec. 6, 2014	No. 2 FSU vs. No. 12 Georgia Tech (ACC Champ)	W, 37-35
Jan. 1, 2015	No. 2 FSU vs. No. 3 Oregon (CFP Semifinal)	L, 20-59
Nov. 7, 2015	No. 17 FSU at No. 3 Clemson	L, 13-23
Nov. 28, 2015	No. 14 FSU at No. 10 Florida	W, 27-2

Bold denote home game

JOHNSON CLAIMS ACC JACOBS BLOCKING TROPHY

Sophomore left tackle Roderick Johnson was the recipient of the 2015 ACC Jacobs Blocking Trophy - awarded annually to the most outstanding blocker in the ACC as voted on by the league's 14 head coaches. Johnson's win was the 11th time a Seminole has claimed the trophy tying the most in the ACC with Virginia. Since 2000, a Florida State lineman has won the award eight times including three years in a row and five times in the last seven years.

Here is a look at FSU's all-time recipients of the ACC Jacobs Blocking Trophy:

2015.....	Roderick Johnson (T)
2014.....	Cameron Erving (C-T)
2013.....	Cameron Erving (T)
2010.....	Rodney Hudson (G)
2009.....	Rodney Hudson (G)
2002.....	Brett Williams (T)
2001.....	Brett Williams (T)
2000.....	Tarlos Thomas (T)
1997.....	Tra Thomas (T)
1995.....	Clay Shiver (C)
1994.....	Clay Shiver (C)

YOUTH MOVEMENT

- Florida State finished the 2015 regular season playing 29 freshmen (14 true and 15 redshirts).
- The mark is tied for the third most freshmen to play nationally just two shy of Rice who led the nation playing 31 freshmen in 2015.
- FSU's 29 freshmen that played were the most in the ACC.
- Here is a look at the national leaders in total number of freshmen that have played in 2015:

Rank	School	Total Freshmen
1.	Rice	31 (10 True, 21 Redshirts)
2.	TCU	30 (15 True, 15 Redshirts)
t3.	BYU	29 (16 True, 13 Redshirts)
	Florida State	29 (14 True, 15 Redshirts)
t5.	Clemson	28 (14 True, 14 Redshirts)
	Florida Atlantic	28 (16 True, 12 Redshirts)
t7.	Boston College	26 (16 True, 10 Redshirts)
	NC State	26 (16 True, 10 Redshirts)
	Texas	26 (17 True, 9 Redshirts)
	USC	26 (15 True, 11 Redshirts)
	Wyoming	26 (16 True, 10 Redshirts)

FLORIDA STATE FOOTBALL NOTIN' THE NOLES: ODDS AND ENDS IV

There are 43 former Florida State players on NFL rosters as of Dec. 16, 2015. That total includes practice squad (ps) and reserve lists. Here's a breakdown by team:

Team	Player	Team	Player	Team	Player
ATLANTA (2)	Devonta Freeman	JACKSONVILLE (2)	Rashad Greene	SEATTLE (1)	Nick Moody*
	Terrance Parks (ps)		Telvin Smith		
BALTIMORE (2)	Terrence Brooks	MINNESOTA (1)	Xavier Rhodes	TAMPA BAY (1)	Jameis Winston
	Timmy Jernigan				
BUFFALO (6)	Nigel Bradham	NEW ENGLAND (2)	Tre' Jackson	TENNESSEE (1)	Josue Matias (ps)
	Ronald Darby		Bryan Stork		
	EJ Manuel	NEW ORLEANS (1)	P.J. Williams*	WASHINGTON (2)	Chris Thompson
	Nick O'Leary				Dustin Hopkins
	Garrison Sanborn	NEW YORK GIANTS (1)			
	Karlos Williams		Bobby Hart		
CAROLINA (2)	Kelvin Benjamin*	NEW YORK JETS (1)	Antonio Cromartie		
	Graham Gano				
CHICAGO (3)	Eddie Goldman	OAKLAND (4)	Mario Edwards, Jr.		
	Christian Jones		Rodney Hudson		
	Antone Smith		Sebastian Janikowski		
			Menelik Watson*		
CINCINNATI (1)	James Wilder Jr. (ps)	PITTSBURGH (2)	Lawrence Timmons		
			Vince Williams		
CLEVELAND (1)	Cameron Erving	ST. LOUIS (1)	Lamarcus Joyner		
DALLAS (1)	Rodney Smith (ps)	SAN FRANCISCO (2)	Anquan Boldin		
GREEN BAY (1)	Letroy Guion		Cornellius Carradine		
INDIANAPOLIS (1)	Bjoern Werner	SAN DIEGO (1)	Patrick Robinson		

Teams with the most Noles:

Buffalo (6)
Oakland (4)
Chicago (3)
Atlanta, Baltimore, Carolina, Jacksonville, New England, Pittsburgh, San Francisco, & Washington (2).

NFL Noles by Position:

Defensive backs - 8
Offensive Line - 7
Linebacker - 7
Defensive Line - 5
Running backs - 5
Receivers - 4
Kickers - 3
Quarterbacks - 2
Long Snapper - 1
Tight End - 1



Longest-tenured NFL Noles:

Sebastian Janikowski - 16th season
Anquan Boldin - 13th season
Antonio Cromartie - 10th season

* - injured and on reserve list

FSU IN 2015 NCAA RANKINGS

Category	Rk	Value
3rd Down Conversion Pct.	77	.379
3rd Down Conversion Pct. Defense	57	.371
Rushing Offense	56	180.9
Passing Offense	45	244.0
Passing Eff.	33	146.35
Total Offense	46	424.9
Scoring Offense	48	32.3
Rushing Defense	36	180.9
Passing Yards Allowed	19	185.8
Pass Eff. Defense	16	110.06
Total Defense	15	327.7
Scoring Defense	5	15.8
Net Punting	19	39.91
Punt Return Avg	115	3.78
Kickoff Return Avg	10	25.65
Turnover Margin	40	.33
Sacks	31	2.50
Sacks Allowed	59	1.92
Tackles for Loss	72	5.8
Red Zone Defense	40	.800
Red Zone Offense	56	180.9
Turnovers Lost	3	10

INDIVIDUALS

Category	Name	Rk	Value
All Purpose	Dalvin Cook	5	170.65
Completion Percentage	Everett Golson	13	.671
Completions/Game	Everett Golson	62	16.33
Field Goal Percentage	Roberto Aguayo	24	.833
Field Goals/Game	Roberto Aguayo	14	1.67
Kickoff Returns	Kermit Whitfield	11	28.1
Passing Efficiency	Everett Golson	29	149.2
Passing TDs	Everett Golson	92	11
Passing Yards	Everett Golson	88	1,778
Passing Yards/Game	Everett Golson	63	197.6
Receiving Yards	Kermit Whitfield	83	742
Receiving Yards/Game	Kermit Whitfield	86	61.8
Receptions/Game	Kermit Whitfield	95	4.4
Rush Yards/Game	Dalvin Cook	3	150.7
Rushing TDs	Dalvin Cook	5	1.8
Rushing Yards	Dalvin Cook	6	1,658
Scoring	Dalvin Cook	5	10.4
Total Offense	Everett Golson	83	193.7

FSU IN 2015 ACC RANKINGS

Category	Rk	Value
Rushing Offense	6	180.9
Passing Offense	6	244.0
Passing Eff.	3	146.86
Total Offense	4	424.9
Scoring Offense	4	32.8
Rushing Defense	5	141.8
Pass Defense	4	185.8
Pass Eff. Defense	4	110.1
Total Defense	4	327.7
Scoring Defense	2	15.8
Net Punting	3	39.91
Punt Return Avg	12	3.78
Kickoff Return Avg	2	25.62
Turnover Margin	6	0.33
Sacks	6	2.50
Sacks Allowed	8	1.92

INDIVIDUALS (TOP 15)

Category	Name	Rk	Value
All Purpose	Dalvin Cook	1	170.65
Combined Kick Return Yards	Kermit Whitfield	9	421
Completion Percentage	Everett Golson	2	.671
Field Goals/Game	Roberto Aguayo	5	1.67
Field Goal Pct.	Roberto Aguayo	4	.833
Kickoff Return Avg.	Kermit Whitfield	3	28.1
Passes Defended	Jalen Ramsey	12	0.75
Passing Efficiency	Everett Golson	3	149.2
Passing Touchdowns	Everett Golson	10	11
Passing Yards	Sean Maquire	14	9
Passing Yards/Game	Everett Golson	9	1,778
Passing Yards/Completion	Everett Golson	8	12.10
Points Responsible For/Game	Dalvin Cook	6	10.4
	Roberto Aguayo	14	8.8
Punt Return Avg.	Jesus Wilson	8	5.0
Receptions/Game	Kermit Whitfield	7	4.4
	Travis Rudolph	9	4.3
	Jesus Wilson	10	4.2
Rush Yards/Carry	Dalvin Cook	1	7.86
Rushing TDs	Dalvin Cook	1	1.8
Rushing Yards	Dalvin Cook	1	1,658
Rushing Yards/Game	Dalvin Cook	1	150.7
Scoring	Dalvin Cook	1	10.4
	Roberto Aguayo	5	8.8
Scoring TDs	Dalvin Cook	1	10.4
Scoring Kick	Roberto Aguayo	4	8.8
Total Offense	Everett Golson	9	193.7
	Dalvin Cook	12	150.7

VOICE OF THE NOLES

- Gene Deckerhoff is in his 37th season as voice of the Florida State football team in 2015.
- A fixture with the Noles since 1979, Deckerhoff has also called FSU basketball since 1974 and has been the voice of the Tampa Bay Buccaneers since 1989.
- Deckerhoff was presented with the prestigious Lindsey Nelson Award for broadcasting excellence in 2015. He also won the National Football Foundation Chris Schenkel Award in 2013.
- The Jacksonville, Fla., native joined an elite list of esteemed radio broadcasters when he called his 450th Florida State football game against Georgia Tech in 2015.
- Deckerhoff is tied for 11th nationally in terms of consecutive years broadcasting at a school across the Division I landscape. Washington State's Bob Robertson leads all broadcasters in the category as he enters his 49th season with the Cougars in 2015.



CONSECUTIVE YRS BROADCASTING

AMONG ACTIVE BROADCASTERS AT DIVISION I LEVEL

1. Bob Robertson, Washington State	49
2. Bill Hillgrove, Pitt	46
3. Don Fischer, Indiana	43
4. Larry Zimmer, Colorado	42
Tommy Suggs, South Carolina	42
6. Dave Nitz, Louisiana Tech	41
Joe Starkey, California	41
8. Frank Hoffman, Louisiana-Monroe	40
Bob Harris, Duke	40
George Blaha, Michigan State	40
11. Gene Deckerhoff, Florida State	37
Johnny Holliday, Maryland	37



Gene Deckerhoff with Tampa Bay head coach Lovie Smith at FSU Pro Day

SEMINOLES

**POSTSEASON AWARDS
2015 SEASON IN REVIEW
SEASON STATISTICS**



NATIONAL AWARD LIST

BEDNARIK AWARD

- Jalen Ramsey (Semifinalist)
- Terrance Smith

BRONKO NAGURSKI TROPHY

- Jalen Ramsey
- Terrance Smith

BUTKUS AWARD

- Reggie Northrup
- Terrance Smith

DOAK WALKER AWARD

- Dalvin Cook (Semifinalist)

JIM THORPE AWARD

- Jalen Ramsey (Semifinalist)

LOU GROZA AWARD

- Roberto Aguayo (Semifinalist)

MAXWELL AWARD

- Everett Golson
- Dalvin Cook (Semifinalist)

OUTLAND TROPHY

- Roderick Johnson

RAY GUY AWARD

- Cason Beatty

ROTARY LOMBARDI AWARD

- Roderick Johnson
- Reggie Northrup
- Terrance Smith

WALTER CAMP AWARD

- Everett Golson

WUERFFEL TROPHY

- Roberto Aguayo
- Cason Beatty (Nominee)

ALL-AMERICA HONORS

AFCA

- Jalen Ramsey

AP

- Dalvin Cook (Second)
- Jalen Ramsey (Second)

CBSSPORTS.COM

- Roberto Aguayo
- Dalvin Cook (Second)
- Roderick Johnson (Second)
- Jalen Ramsey (Second)
- Derwin James (HM)

ESPN.COM

- Jalen Ramsey

FWAA

- Dalvin Cook
- Jalen Ramsey (Second)

SPORTING NEWS

- Roberto Aguayo
- Dalvin Cook (Second)
- Jalen Ramsey (Second)

SPORTS ILLUSTRATED

- Dalvin Cook
- Jalen Ramsey (Second)

USA TODAY SPORTS

- Roberto Aguayo (Second)
- Dalvin Cook (Second)
- Roderick Johnson (Second)
- Jalen Ramsey (Second)

WALTER CAMP

- Jalen Ramsey
- Dalvin Cook (Second)

FRESHMAN ALL-AMERICANS

CAMPUSINSIDER

- Derwin James
- Ryan Izzo (HM)
- Josh Sweat (HM)

SPORTING NEWS

- Derwin James

USA TODAY SPORTS

- Derwin James

2015 SEASON HONORS BY PLAYER

RB - Dalvin Cook

Jim Brown Award Winner
 First Team All-American (FWAA, SI.com)
 Second Team All-American (AP, CBSSports.com, Sporting News, Walter Camp)
 All-ACC First Team (Media, Coaches)
 Semifinalist Maxwell Award & Doak Walker Award
 Walter Camp Award 'Player to Watch' List
 CFPA Midseason Watch List for National Performer of the Year
 Midseason All-American Team - SI.com (First Team), ESPN.com, CBS Sports
 Walter Camp National FBS Player of the Week (Sept. 13)
 ACC Offensive Back of the Week (Sept. 14, Oct. 12)
 CFPA Honorable Mention, National Performer Week 2 (Sept. 14)
 CFPA National Performer of Week 6 (Oct. 12)

CB - Jalen Ramsey

First Team All-American (ESPN.com, Walter Camp, AFCA)
 Second Team All-American (AP, CBSSports.com, FWAA, SI.com, Sporting News, USA Today)
 All-ACC First Team (Media, Coaches)
 Semifinalist Bednarik Award, Jim Thorpe Award, Lott IMPACT Trophy
 Midseason All-American Team - SI.com (Second Team)
 ACC Defensive Back of the Week (Sept. 14, Sept. 21)

K - Roberto Aguayo

First Team All-American (CBSSports.com, Sporting News)
 Second Team All-American (USA Today)
 All-ACC First Team (Media, Coaches)
 Lou Groza Award Semifinalist
 ACC Specialist of the Week (Sept. 14)
 Lou Groza 'Star of the Week' (Oct. 13)

OL - Roderick Johnson

Second Team All-American (Sporting News, USA Today)
 Honorable Mention All-American (SI.com)
 All-ACC First Team (Media, Coaches)
 ACC Jacobs Blocking Trophy Winner
 ACC Offensive Lineman of the Week (Sept. 14)

S - Derwin James

All-ACC Third Team (Media)
 Honorable Mention All-American (CBSSports.com)
 Freshman All-American (Sporting News, USA Today, CampusInsider)
 ACC Defensive Back of the Week (Nov. 14)

OL - Kareem Are

All-ACC Third Team (Media); All-ACC Honorable Mention (Coaches)

P - Cason Beatty

Ray Guy Award Watch List
 Wuerffel Trophy Award nominee

DB - Lamarcus Brutus

All-ACC Honorable Mention (Media)

DB - Javien Elliott

Burlsworth Trophy nominee

QB - Everett Golson

ACC Offensive Back of the Week (Sept. 7)
 CFPA Honorable Mention, National Performer Week 1 (Sept. 7)
 Manning Award Star of the Week (Oct. 19)
 Davey O'Brien Award 'Great 8' Week 7 (Oct. 19)

TE - Ryan Izzo

Honorable Mention Freshman All-American (CampusInsider)

DT - Nile Lawrence-Stample

All-ACC First Team (Coaches); All-ACC Second Team (Media)

DB - Trey Marshall

ACC Defensive Back of the Week (Oct. 5)

DT - Derrick Nnadi

All-ACC Third Team (Media)

LB - Reggie Northrup

All-ACC Second Team (Media); All-ACC Third Team (Coaches)

RB - Jacques Patrick

ACC Rookie of the Week (Oct. 31)

LB - Jacob Pugh

ACC Linebacker of the Week (Oct. 19)

WR - Travis Rudolph

All-ACC Second Team (Media); All-ACC Honorable Mention (Coaches)
 ACC Receiver of the Week (Oct. 31)
 CFPA Honorable Mention, National Performer Week 9 (Nov. 2)

LB - Terrance Smith

All-ACC Honorable Mention (Media)
 ACC Linebacker of the Week (Sept. 21)

DE - Josh Sweat

Honorable Mention Freshman All-American (CampusInsider)

DL - DeMarcus Walker

All-ACC Second Team (Media); All-ACC Third Team (Coaches)
 ACC Defensive Lineman of the Week (Oct. 12)

WR - Kermit Whitfield

All-ACC Second Team - WR (Media, Coaches)
 All-ACC Third Team - SP (Coaches); Honorable Mention - SP (Media)
 ACC Receiver of the Week (Oct. 19)

2015 ALL-ACC TEAMS

(ACSMA & COACHES)

All-ACC - ACSMA

First Team - Offense

- K - Roberto Aguayo
- RB - Dalvin Cook
- T - Roderick Johnson

First Team - Defense

- CB - Jalen Ramsey

Second Team - Offense

- WR - Travis Rudolph
- WR - Kermit Whitfield

Second Team - Defense

- DT - Nile Lawrence-Stample
- LB - Reggie Northrup
- DE - DeMarcus Walker

Third Team - Offense

- G - Kareem Are

Third Team - Defense

- S - Derwin James
- DT - Derrick Nnadi

Honorable Mention

- P - Cason Beatty
- S - Lamarcus Brutus
- G - Chad Mavety
- LB - Terrance Smith
- SP - Kermit Whitfield

All-ACC - COACHES

First Team - Offense

- K - Roberto Aguayo
- RB - Dalvin Cook
- T - Roderick Johnson

First Team - Defense

- DT - Nile Lawrence-Stample
- CB - Jalen Ramsey

Second Team - Offense

- WR - Kermit Whitfield

Second Team - Defense

- LB - Reggie Northrup

Third Team - Offense

- SP - Kermit Whitfield

Third Team - Defense

- DE - DeMarcus Walker

Honorable Mention

- G - Kareem Are
- WR - Travis Rudolph

2015 PRESEASON ALL-AMERICA TEAMS

& WATCH LISTS

Phil Steele

Preseason All-America

- 1st Team: K Roberto Aguayo (Preseason Special Teams Player of the Year)
- 2nd Team: CB Jalen Ramsey
- 4th Team: LB Terrance Smith

CBS Sports Preseason All-America Team

- 1st Team: K Roberto Aguayo
- 2nd Team: CB Jalen Ramsey

Athlon Sports All-America Team

- 1st Team: K Roberto Aguayo
- 1st Team: CB Jalen Ramsey (Safety)
- 3rd Team: RB Dalvin Cook

Sporting News All-America Team

- 1st Team: K Roberto Aguayo
- 1st Team: CB Jalen Ramsey (Safety)

SI All-America Team

- 1st Team: K Roberto Aguayo
- 1st Team: CB Jalen Ramsey

USA Today All-America Team

- 1st Team: K Roberto Aguayo
- 1st Team: CB Jalen Ramsey

K - Roberto Aguayo - 19

- Lou Groza Award
- Wuerffel Trophy

RB - Dalvin Cook - 4

- Maxwell Award

QB - Everett Golson - 6

- Maxwell Award
- Walter Camp Award

OL - Roderick Johnson - 77

- Outland Trophy
- Rotary Lombardi Award

LB - Reggie Northrup - 5

- Butkus Award
- Rotary Lombardi Award

DB - Jalen Ramsey - 8

- Bednarik Award
- Bronko Nagurski Trophy
- Jim Thorpe Award

LB - Terrance Smith - 24

- Bednarik Award
- Bronko Nagurski Trophy
- Butkus Award
- Rotary Lombardi Award

Game 1, Sept. 5 (10/8) Florida State 59, Texas State 16 Tallahassee, Fla.



- Florida State extended its home winning streak to 15 straight games - the Noles have not lost at home since Nov. 24, 2012.
- Sophomore tailback Dalvin Cook rushed for 156 yards and two touchdowns on 19 carries, making him the first Seminole to rush for 100 yards in four consecutive games since Greg Jones accomplished the feat in five consecutive games from 2001-2002.
- Redshirt senior transfer Everett Golson eclipsed the 300-yard passing mark in his first game as a Seminole and seventh time in his career, finishing with 302 yards while tossing four touchdowns to four different receivers. Golson finished 19-for-25 with a passing efficiency rating of 230.3, good for fourth nationally and tops in the ACC.
- Sophomore wide receiver Ja'Vonn Harrison caught his first career touchdown pass with 11:05 left in the fourth quarter, a 55 yard strike from Everett Golson.
- Junior All-American cornerback Jalen Ramsey took his first career kickoff return for 37 yards, while wearing Charlie Ward's retired number 17. Ramsey also had four tackles and a leaping pass break up.
- A pair of young defenders stood out in their first career starts in the secondary, Trey Marshall at "star" nickelback and Marquez White at cornerback. Marshall finished with four tackles and a sack while White finished with three tackles and a tackle for loss.

	1	2	3	4	Score
Texas State	0	10	0	6	16
Florida State	14	7	14	24	59

SCORING SUMMARY

First Quarter

- 06:23 FS Cook, D. 1 yd run (Aguayo, R. kick), 10-85 4:38, TXST 0 - FS 7
- 00:41 FS Cook, D. 28 yd run (Aguayo, R. kick), 3-58 0:47, TXST 0 - FS 14

Second Quarter

- 11:30 TXST Sherman, James 26 yd field goal, 12-56 4:11, TXST 3 - FS 14
- 09:06 TXST Nutall, Chris 4 yd run (Sherman, James kick), 2-29 0:10, TXST 10 - FS 14
- 05:44 FS Pender, M. 1 yd run (Aguayo, R. kick), 7-63 3:15, TXST 10 - FS 21

Third Quarter

- 09:11 FS Rudolph, T. 5 yd pass from Golson, E. (Aguayo, R. kick), 11-695:44, TXST 10 - FS 28
- 04:11 FS Izzo, R. 13 yd pass from Golson, E. (Aguayo, R. kick), 10-89 3:56, TXST 10 - FS 35

Fourth Quarter

- 13:30 FS Wilson, J. 14 yd pass from Golson, E. (Aguayo, R. kick), 7-66 3:12, TXST 10 - FS 42
- 11:04 FS Harrison, J. 55 yd pass from Golson, E. (Aguayo, R. kick), 3-71 1:12, TXST 10 - FS 49
- 05:39 TXST French, C. 4 yd pass from White, C. (Sherman, J. kick failed), 15-82 5:21, TXST 16 - FS 49
- 04:03 FS Vickers, J. 24 yd pass from Maguire, S. (Aguayo, R. kick), 4-40 1:27, TXST 16 - FS 56
- 02:18 FS Aguayo, R. 22 yd field goal, 6-29 1:37, TXST 16 - FS 59

TEAM STATISTICS

	TXST	FS
FIRST DOWNS	17	30
RUSHES-YARDS (NET)	33-132	41-266
PASSING YDS (NET)	168	370
Passes Att-Comp-Int	42-26-0	32-25-0
TOTAL OFFENSE PLAYS-YARDS	75-300	73-636
Fumble Returns-Yards	0-0	1-3
Punt Returns-Yards	1-10	5-21
Kickoff Returns-Yards	3-51	3-127
Interception Returns-Yards	0-0	0-0
Punts (Number-Avg)	7-46.6	3-36.3
Fumbles-Lost	1-1	3-1
Penalties-Yards	1-5	5-35
Possession Time	27:59	32:01
Third-Down Conversions	4 of 17	8 of 12
Fourth-Down Conversions	3 of 5	0 of 0
Red-Zone Scores-Chances	3-3	6-6
Sacks By: Number-Yards	2-11	1-12

Attendance: 80,917

RUSHING: Texas State-Jones, Tyler 10-39; White, Connor 3-26; Mayberry, Sted 5-21; Lowe, Robert 8-13; Nutall, Chris 5-13; Kaba, Lumi 1-11; Johnson, Steph 1-9. **Florida State**-Dalvin Cook 19-156; Mario Pender 14-92; Jacques Patrick 3-13; Freddie Stevenson 1-6; Everett Golson 4-minus 1.

PASSING: Texas State-Jones, Tyler 16-25-0-100; White, Connor 10-17-0-68. **Florida State**-Everett Golson 19-25-0-302; Sean Maguire 6-7-0-68.

RECEIVING: Texas State-Best, C.J. 6-43; Nutall, Chris 3-29; Garrey, Ryan 3-27; Carden, Ryan 3-12; French, Chris 2-14; White, Lawrence 2-14; Schrade, Gabe 1-11; Mercer, Demun 1-9; Rhoades, Jack 1-5; Gamble, Justin 1-4; Gaines, Jafus 1-3; Lowe, Robert 1-minus 1; Mayberry, Sted 1-minus 2. **Florida State**-Travis Rudolph 4-44; Jesus Wilson 3-53; George Campbell 3-42; Mario Pender 3-34; Ja'Vonn Harrison 2-77; Ermon Lane 2-23; Ryan Izzo 2-21; Kermit Whitfield 1-35; Johnathan Vickers 1-24; Dalvin Cook 1-13; Mavin Saunders 1-5; Freddie Stevenson 1-2; Da'Vante Phillips 1-minus 3.

Game 2, Sept. 12 (11/8) Florida State 34, USF 14 Tallahassee, Fla.



- Florida State extended its home winning streak to 16 straight games - the Noles have not lost at home since Nov. 24, 2012.
- Sophomore tailback Dalvin Cook rushed for 266 yards and a career-best three touchdowns on 30 carries. It marks the second-most rushing yards by a Seminole, only eclipsed by Greg Allen's school-record 322 rushing yards in 1981 vs. Western Carolina. Cook became the fifth Seminole ever to rush for 200+ yards in a game for the 10th time in school history.
- All-American placekicker Roberto Aguayo made his 161st consecutive PAT, setting a new ACC Record. He also tacked on two field goals, moving him to 51-of-55 for his career. He is now the most accurate kicker in NCAA history for the highest percentage of extra points and field goals made (minimum 100 PAT's and 50 field goals made), surpassing Alex Henery of Nebraska, who was .967 through 2007-10.
- The Florida State defense forced 10 USF punts, which was the most by an opponent since Maryland punted 11 times on Oct. 5, 2013 - 26 games ago.
- Redshirt senior transfer Everett Golson finished with 163 yards passing and 1 TD, including 13-of-17 passing in the second half.
- Sophomore linebacker Jacob Pugh and redshirt sophomore linebacker Ro'Derrick Hoskins shared a team-leading seven tackles, which was a career-high for both players.

	1	2	3	4	Score
USF	0	7	0	7	14
Florida State	7	0	17	10	34

SCORING SUMMARY

First Quarter

- 04:45 FS Cook, D. 74 yd run (Aguayo, R. kick), 2-74 0:17, USF 0 - FS 7

Second Quarter

- 11:57 USF Johnson, D. 1 yd pass from Flowers, Q. (Nadelman, E. kick), 7-45 2:57 - USF 7, FS 7

Third Quarter

- 13:08 FS Cook, D. 24 yd run (Aguayo, R. kick), 4-39, 1:42 - USF 7, FS 14
- 06:40 FS Aguayo, R. 30 yd kick, 9-67 3:27 - USF 7, FS 17
- 00:38 FS Wilson, J. 23 yd pass from Golson, E. (Aguayo, R. kick), 9-90 4:07

Fourth Quarter

- 14:50 USF Johnson, D. 71 yd pass from Flowers, Q. (Nadelman, E. kick), 2-75 0:48, USF 14, FS 24
- 08:46 FS Aguayo, R. 38 yd kick, 13-43 6:04, USF 14, FS 27
- 01:55 FS Cook, D. 37 yd run (Aguayo, R. kick) 11-88 5:51, USF 14, FS 34

TEAM STATISTICS

	USF	FS
FIRST DOWNS	11	21
RUSHES-YARDS (NET)	36-149	46-278
PASSING YDS (NET)	125	163
Passes Att-Comp-Int	24-12-1	26-14-0
TOTAL OFFENSE PLAYS-YARDS	60-274	72-441
Fumble Returns-Yards	0-0	0-0
Punt Returns-Yards	2-46	6-40
Kickoff Returns-Yards	4-99	2-56
Interception Returns-Yards	0-0	1-0
Punts (Number-Avg)	10-44.5	7-40.6
Fumbles-Lost	0-0	1-0
Penalties-Yards	2-21	7-50
Possession Time	26:37	33:23
Third-Down Conversions	1 of 13	3 of 13
Fourth-Down Conversions	1 of 1	1 of 1
Red-Zone Scores-Chances	1-2	2-2
Sacks By: Number-Yards	3-31	3-8

Attendance: 72,811

RUSHING: USF-Mack, Marlon 18-83; Flowers, Quinto 14-38; Tice, Darius 2-24; Johnson, D'Erne 2-4. **Florida State**-Dalvin Cook 30-266; Mario Pender 7-29; TEAM 1-minus 2; Everett Golson 8-minus 15.

PASSING: USF-Flowers, Quinto 12-24-1-125. **Florida State**-Everett Golson 14-26-0-163.

RECEIVING: USF-Johnson, D'Erne 5-89; Mack, Marlon 5-9; Barr, Chris 1-24; Tice, Darius 1-3. **Florida State**-Travis Rudolph 6-55; Jesus Wilson 3-54; Ja'Vonn Harrison 2-20; Kermit Whitfield 2-19; Freddie Stevenson 1-15.

Game 3, Sept. 18 (9/6) Florida State 14, Boston College 0 Chestnut Hill, Mass.



- Florida State extended its win streak against ACC opponents to 25 consecutive games. The ACC record for consecutive league wins is 29 set by the Seminoles from 1992 to 1995. Jimbo Fisher's record improved to 61-11 (.857) and a 20-5 mark (.800) in road games after stringing together 13 straight. FSU is now 18-14 on Fridays.
- The shutout victory marked the first time FSU shut out an opponent on the road since beating Notre Dame 37-0 on Nov. 1, 2003. It's the first since FSU defeated Maryland 63-0 at home in Oct of 2013. It's the sixth of the Jimbo Fisher era and first of defensive coordinator Charles Kelly's career.
- FSU played its third consecutive game without committing an offensive turnover.
- Junior cornerback Jalen Ramsey's fumble return for a TD in the second half, aided by senior linebacker Terrance Smith's caused fumble, changed the complexion of the game. The last time FSU scored a defensive TD was against Florida last year on a 94-yard interception return by Smith. It was Ramsey's second career TD.
- Senior punter Cason Beatty booted five punts out of seven over 50 yards, kicking his season-best of 58 yards in the third quarter.
- Junior wide receiver Kermit Whitfield set a career high with four catches, while freshman defensive end Josh Sweat, redshirt sophomore linebacker Ro'Derrick Hoskins and redshirt freshman tight end Mavin Saunders made their first career starts.

	1	2	3	4	Score
Florida State	7	0	0	7	14
Boston College	0	0	0	0	0

SCORING SUMMARY

First Quarter

10:07 FS Travis Rudolph 9 yd pass from Golson, E. (Aguayo, R. kick), 8-83 4:53 FS 7 - BC 0

Fourth Quarter

12:20 FS Jalen Ramsey 36 fumble recovery (Aguayo, R. kick) FS 14 - BC 0

TEAM STATISTICS

	FS	BC
FIRST DOWNS	15	12
RUSHES-YARDS (NET)	98	139
PASSING YDS (NET)	119	56
Passes Att-Comp-Int	15-24-0	5-15-1
TOTAL OFFENSE PLAYS-YARDS	57-217	58-195
Fumble Returns-Yards	1-0	1-1
Punt Returns-Yards	4-7	3-25
Kickoff Returns-Yards	3-194	1-65
Interception Returns-Yards	1-0	0-0
Punts (Number-Avg)	7-46.6	3-36.3
Fumbles-Lost	7-52.3	7-47.9
Penalties-Yards	4-26	6-66
Possession Time	31:24	28:36
Third-Down Conversions	4 of 13	5 of 15
Fourth-Down Conversions	0 of 1	0 of 1
Red-Zone Scores-Chances	1-2	0-0
Sacks By: Number-Yards	2-14	2-21

Attendance: 39,111

RUSHING: Florida State-Dalvin Cook 15-67; Kermit Whitfield 2-19; Mario Pender 9-20; Everett Golson 6-26; Freddie Stevenson 1-1. Boston College-Willis, M. 8-44; Wade, D. 10-52; Outlow, M. 3-11; Alston, S. 4-10; Smith, J. 2-8; Swigert, B. 1-8; Hilliman, J. 8-15; Flutie, T. 3-8; Wolford, B. 1-1; Wilson, R. 1-1; Rouse, T. 1-1.

PASSING: Florida State- Everett Golson 15-24-0-119. Boston College- Wade, D. 4-12-1-47; Flutie, T. 1-2-0-9; Smith, J. 0-1-0-0.

RECEIVING: Florida State-Kermit Whitfield 4-52; Travis Rudolph 4-33; Jesus Wilson 4-31; Dalvin Cook 2-3; Mavin Saunders 1-0. Boston College- Wolford, B. 2-26; Alston, S. 2-15; Callinan, C. 1-15.

Game 4, Oct. 3 (11/9) Florida State 24, Wake Forest 16 Winston-Salem, N.C.



- Dalvin Cook's first quarter 94-yard touchdown run was the longest run in BB&T Field history. It was also the third-longest rushing touchdown in the history of FSU football and the third run of 50+ yards for Cook this season.
- Junior wide receiver Kermit Whitfield had a 5-yard touchdown catch in the third quarter - his first career touchdown reception and fifth touchdown overall. Whitfield finished the day with 135 total yards (24 yards receiving & 111 yards on kickoff return).
- Senior linebacker Reggie Northrup stepped in and contributed 10 tackles and four QB hurries while sophomore Trey Marshall led the team with 11 tackles. Marshall's performance was the best out of any FSU defender in 2015 in terms of total number of tackles.
- Sophomore running back Johnathan Vickers scored his first career touchdown in the second quarter on a 9-yard run to cap a 13-play, 76-yard drive that covered six minutes and 49 seconds.
- Redshirt junior center Ryan Hoefeld made his first start of the season at center, while redshirt freshman right tackle Derrick Kelly made his first career start. Redshirt junior OL Chad Mavity also made his debut.
- With Wake Forest driving near the end of the game looking for the tie, redshirt senior Tyler Hunter picked off a pass in the endzone, sealing the win. It was his sixth career interception.
- The Seminoles played their fourth-straight game without committing an offensive turnover.

	1	2	3	4	Score
Florida State	7	7	10	7	24
Wake Forest	3	7	0	6	16

SCORING SUMMARY

First Quarter

08:17 FS Dalvin Cook 94 yd run (Aguayo, R. kick), 1-94, 0:14 FS 7, WF 0

02:57 WF Mike Weaver 28 yd field goal, 12-65 5:20, FS 7, WF 3

Second Quarter

11:08 FS Johnathan Vickers 9 yd run (Aguayo, R. kick), 13-76 6:49, FS 14-WF 3

04:12 WF Cam Serigne 7 yd pass from Kendall Hinton (Weaver, M. kick), 13-73, 6:56, FS 14, WF 10

Third Quarter

12:23 FS Kermit Whitfield 5 yd pass from Everett Golson (Aguayo, R. kick), 7-43 2:37 FS 31, WF 10

07:33 FS Roberto Aguayo 25 yd field goal, 7-69 3:45, FS 24, WF 10

Fourth Quarter

11:26 WF Mike Weaver 34 yd field goal, 14-74, 4:42 FS 24, WF 13

03:34 WF Mike Weaver 29 yd field goal, 14-59, 6:01, FS 24, WF 16

TEAM STATISTICS

	FS	WF
FIRST DOWNS	14	27
RUSHES-YARDS (NET)	21-127	36-142
PASSING YDS (NET)	202	215
Passes Att-Comp-Int	31-20-0	43-27-1
TOTAL OFFENSE PLAYS-YARDS	52-329	79-357
Fumble Returns-Yards	0-0	0-0
Punt Returns-Yards	0-0	1-7
Kickoff Returns-Yards	5-129	3-38
Interception Returns-Yards	1-0	0-0
Punts (Number-Avg)	5-34.4	4-35.2
Fumbles-Lost	0-0	2-1
Penalties-Yards	10-100	5-32
Possession Time	24:04	35:56
Third-Down Conversions	6 of 12	7 of 15
Fourth-Down Conversions	0 of 0	1 of 1
Red-Zone Scores-Chances	3-3	4-5
Sacks By: Number-Yards	2-8	3-28

Attendance: 28,588

RUSHING: Florida State-Dalvin Cook 2-94; Johnathan Vickers 10-33; Everett Golson 7-4; TEAM 2-minus 4. Wake Forest- Matt Colburn 11-51; Kendall Hinton 13-48; Tyler Bell 10-39; Isaiah Robinson 2-4.

PASSING: Florida State- Everett Golson 20-31 202. Wake Forest- Kendall Hinton 27-42-215; John Wolford 0-1-0.

RECEIVING: Florida State-Travis Rudolph 6-69; Jesus Wilson 5-77; Kermit Whitfield 4-24; Johnathan Vickers 2-9; Ryan Izzo 1-8; Dalvin Cook 1-8; Ermon Lane 1-7. Wake Forest- Cam Serigne 10-83; Cortez Lewis 8-70; KJ Brent 4-43; Tabari Hines 2-7; Chuck Wade 2-4; Isaiah Robinson 1-8.

Game 5, Oct. 10
(12/8) Florida State 29,
Miami 24
Tallahassee, Fla.



- Sophomore tailback Dalvin Cook rushed for 222 yards on 22 carries, establishing a new series high against Miami by a Seminole running back. The previous high against the Hurricanes was Greg Jones' 189 yards in 2002.
- Cook eclipsed the 200-yard rushing mark for the second time this season with his 23-yard touchdown run with 6:44 remaining to give the Noles a 29-24 lead.
- Redshirt senior quarterback Everett Golson completed 25 of 33 attempts for 291 yards and one touchdown.
- FSU trailed for the first time this season (23-24) with 10:02 remaining in the game after Michael Badgley's PAT followed Brad Kaaya's 29-yard touchdown pass to Stacy Coley.
- The Seminoles went their fifth-straight game without committing an offensive turnover.
- FSU rolled up 358 total yards in the first half, which is the highest first half output of the season and the most before intermission since rolling up 374 yards vs. Syracuse on Nov. 16, 2013.
- Redshirt junior kicker Roberto Aguayo maintains his mark of never missing a FG inside the 40-yard line following conversions of 22, 32 and 25 yards.
- The Seminoles had five pass breakups on the night, including four by defensive linemen. Giorgio Newberry led the way with two, including the game-clincher on fourth down of Miami's final possession. Josh Sweat and DeMarcus Walker were credited with one each.

	1	2	3	4	Score
Miami	3	7	7	7	24
Florida State	14	6	0	9	29

SCORING SUMMARY

First Quarter

- 11:30 FS Dalvin Cook 72 yd run (Roberto Aguayo kick), 5-91 2:15, FS 7, UM 0
- 06:55 UM Michael Badgley 30 yd field goal, 11-62 4:35, FS 7, UM 3
- 05:42 FS Dalvin Cook 36 yd pass from Everett Golson (Roberto Aguayo kick), 3-75 1:13, FS 14, UM 3

Second Quarter

- 14:53 FS Roberto Aguayo 22 yd field goal, 11-48 4:29, FS 17, UM 3
- 11:05 UM Rashawn Scott 58 yd pass from Brad Kaaya (Michael Badgley kick), 6-80 3:41, FS 17, UM 10
- 02:42 FS Roberto Aguayo 32 yd field goal, 8-45 2:41, FS 20, UM 10

Third Quarter

- 05:36 UM Joe Yearby 1 yd pass from Brad Kaaya (Michael Badgley kick), 17-80 6:23, FS 20, UM 17

Fourth Quarter

- 11:58 FS Roberto Aguayo 25 yd field goal, 11-67 5:24, FS 23, UM 17
- 10:02 UM Stacy Coley 29 yd pass from Brad Kaaya (Michael Badgley kick), 6-83 1:51, FS 23, UM 24
- 06:44 FS Dalvin Cook 23 yd run (Everett Golson pass failed), 8-84 3:13, FS 29, UM 23

TEAM STATISTICS

	UM	FS
FIRST DOWNS	19	25
RUSHES-YARDS (NET)	19-20	36-248
PASSING YDS (NET)	202	215
Passes Att-Comp-Int	29-49-0	25-33-0
TOTAL OFFENSE PLAYS-YARDS	68-425	69-539
Fumble Returns-Yards	0-0	0-0
Punt Returns-Yards	1-0	1-3
Kickoff Returns-Yards	3-29	2-30
Interception Returns-Yards	0-0	0-0
Punts (Number-Avg)	6-41.3	3-48.3
Fumbles-Lost	4-0	0-0
Penalties-Yards	7-73	7-43
Possession Time	28:37	31:23
Third-Down Conversions	8 of 16	3 of 10
Fourth-Down Conversions	0 of 1	0 of 1
Red-Zone Scores-Chances	2-2	3-4
Sacks By: Number-Yards	1-11	2-10

Attendance: 82,329

RUSHING: Florida State-Dalvin Cook 22-222; Johnathan Vickers 5-14; Everett Golson 6-14; Freddie Stevenson 1-2; TEAM 2-minus 4. Miami- Joe Yearby 15-33; Mark Walton 1-3; Brad Kaaya 3-16.

PASSING: Florida State- Everett Golson 25-33-291. Miami- Brad Kaaya 29-49-405.

RECEIVING: Florida State-Kermit Whitfield - 9-95; Jesus Wilson 5-41; Dalvin Cook 3-47; Travis Rudolph 3-38; Mavin Saunders 3-26; Ryan Izzo 1-37; Ermon Lane 1-7. Miami- Stacy Coley 7-139; Rashawn Scott 6-108; Herb Waters 4-45; Braxton Berrios 3-34; Joe Yearby 3-15; David Njoku 2-33; Lawrence Cager 1-13; Chris Henderson 1-9; Standish Dobard 1-9; Mark Walton 1-0.

Game 6, Oct. 17
(11/8) Florida State 41,
Louisville 21
Tallahassee, Fla.



- After trailing 14-13 in the third quarter, the Seminoles scored 21 unanswered points in the second half that would lead to a 41-21 victory.
- Sophomore tailback Dalvin Cook rushed for 163 yards on 22 carries, pushing his season total to 955 rushing yards through six games. That's an ACC record for rushing yards through the first six games of the season, eclipsing the record previously held by Virginia's Thomas Jones (888 yards, 1999) according to STATS LLC;
- The Seminoles were turnover free for the fifth straight game.
- Quarterback Everett Golson completed 26 of 38 attempts for 372 yards and three touchdowns - the completions, attempts and yardage all FSU career-highs for Golson, including a 70-yard TD pass to Kermit Whitfield - his longest in the Garnet & Gold and second best of his career.
- One-time walk-on safety Javien Elliott collected his first career interception, picking off Louisville's Lamar Jackson with 3:32 remaining in the third quarter. The senior was awarded a scholarship in the preseason by Jimbo Fisher.
- FSU's pass rush produced a season-high five sacks as sophomore linebacker Jacob Pugh tallied a career-best 2.0 sacks while leading the defense with seven tackles. Redshirt senior DB Lamaricus Brutus and freshman DB Derwin James each had six tackles.

	1	2	3	4	Score
Louisville	7	0	7	7	21
Florida State	3	3	21	14	41

SCORING SUMMARY

First Quarter

- 04:06 FS Roberto Aguayo 43 yd field goal, 9-60 4:36, FS 3, UL 0
- 02:20 UL James Quick 18 yd pass from Lamar Jackson (John Wallace kick), 5-79 1:41, FS 3, UL 7

Second Quarter

- 13:12 FS Roberto Aguayo 32 yd field goal, 12-60 4:08, FS 6, UL 7

Third Quarter

- 13:09 FS Dalvin Cook 54 yd run (Roberto Aguayo kick), 5-87 1:45, FS 13, UL 7
- 09:08 UL James Quick 19 yd pass from Lamar Jackson (John Wallace kick), 8-75 4:01, FS 13, UL 13
- 08:05 FS Kermit Whitfield 70 yd pass from Everett Golson (Roberto Aguayo kick), 3-75 1:03, FS 20, UL 14
- 03:50 FS Dalvin Cook 14 yd run (Roberto Aguayo kick), 3-36 1:01, FS 27, UL 14

Fourth Quarter

- 12:44 FS Travis Rudolph 13 yd pass from Everett Golson (Roberto Aguayo kick), 13-83 5:48, FS 44, UL 14
- 10:47 UL James Quick 39 yd pass from Lamar Jackson (John Wallace kick), 6-83 1:57, FS 34, UL 21
- 04:12 FS Ryan Izzo 2 yd pass from Everett Golson (Roberto Aguayo kick), 11-75 6:35, FS 41, UL 21

TEAM STATISTICS

	UL	FS
FIRST DOWNS	20	24
RUSHES-YARDS (NET)	30-99	32-133
PASSING YDS (NET)	307	377
Passes Att-Comp-Int	29-49-0	25-33-0
TOTAL OFFENSE PLAYS-YARDS	68-425	69-539
Fumble Returns-Yards	0-0	0-0
Punt Returns-Yards	0-0	1-0
Kickoff Returns-Yards	5-76	1-13
Interception Returns-Yards	0-0	1-4
Punts (Number-Avg)	6-41.3	3-48.3
Fumbles-Lost	1-1	1-0
Penalties-Yards	9-84	10-75
Possession Time	25:43	34:17
Third-Down Conversions	9 of 15	8 of 14
Fourth-Down Conversions	0 of 1	0 of 0
Red-Zone Scores-Chances	2-2	4-4
Sacks By: Number-Yards	2-22	5-27

Attendance: 71,225

RUSHING: Florida State-Dalvin Cook 22-163; TEAM 1-0; Jacques Patrick 3-1; Kermit Whitfield 1-1; Everett Golson 5-28. Louisville- Lamar Jackson 19-27; Brandon Radcliff 6-28; Reggie Bonnafon 3-9; L.J. Scott 2-19.

PASSING: Florida State- Everett Golson 26-38-372; Sean Maguire 1-1-0. Louisville- Lamar Jackson 20-35-30.7

RECEIVING: Florida State-Kermit Whitfield -9-172; Travis Rudolph 5-38; Dalvin Cook 4-60; Jesus Wilson 4-60; Freddie Stevenson 2-22; Ryan Izzo 2-14; Mavin Saunders 1-21. Louisville James Quick 5-130; Jaylen Smith 5-38; Jamari Staples 4-56; Reggie Bonnafon 3-31; Cole Hikutini 1-38; Javonte Bagley 1-13; Charles Standberry 1-1.

Game 7, Oct. 24
Georgia Tech 22,
(9/9) Florida State 16
Atlanta, Ga.



- Sophomore tailback Dalvin Cook passed the 1,000 rushing mark for the 2015 season joining Warrick Dunn (who was in attendance) as the only two players in FSU history with multiple 1,000 yard rushing seasons. Dunn did it in 1994, 1995 and 1996. He also became the fastest Seminole to reach 2,000 career yards rushing.
- FSU committed its first offensive turnover in the loss to the Jackets. It happened in the fourth quarter with 8:07 remaining as redshirt senior quarterback Everett Golson fired a pass to Travis Rudolph that was juggled before being picked off in the endzone. The interception ended a streak of five consecutive games without a turnover, tying an NCAA record (STATS, LLC).
- Freshman defensive end Josh Sweat recorded his first tipped-pass that led to an interception before registering his first career sack on a big third down to force a punt.
- Redshirt senior defensive back Lamarus Brutus recorded FSU's second interception in the game during the second quarter. It was the first multiple-interception game of the season and first since Nov. 29, 2014 when the Seminoles snagged four at Florida.
- Redshirt junior kicker Roberto Aguayo kicked three field goals - it was the ninth time in his career he had converted three kicks into points and second time this season.
- The loss to the Jackets snapped FSU's 28-game win streak over league opponents - the second longest streak in ACC history and one win shy of FSU's league record 29-game win streak (1992-95).

	1	2	3	4	Score
Florida State	3	13	0	0	16
Georgia Tech	3	7	3	9	22

SCORING SUMMARY

First Quarter

07:14 FS Roberto Aguayo 20 yd field goal, 5-17 2:17, FS 3, GT 0
 02:38 GT Harrison Butker 53 yd field goal, 9-39 4:36, FS 3, GT, 3

Second Quarter

11:46 FS Dalvin Cook 2 yd run (Roberto Aguayo kick), 1-2 0:05, FS 10, GT 3
 04:18 FS Roberto Aguayo 27 yd field goal, 10-66 4:33, FS 13, GT 3
 02:22 GT Justin Thomas 60 yd run (Harrison Butker kick), 4-94 1:46, FS 13, GT 10
 00:00 FS Roberto Aguayo 38 yd field goal, 9-54 2:22, FS 16, GT, 10

Third Quarter

08:27 GT Harrison Butker 40 yd field goal, 11-52 6:33, FS 16, GT 13

Fourth Quarter

00:54 GT Harrison Butker 35 yd field goal, 8-45 3:31, FS 16, GT 16
 00:00 GT Lance Austin 78 yd missed FG return, FS 16, GT 22

TEAM STATISTICS

	FS	GT
FIRST DOWNS	17	15
RUSHES-YARDS (NET)	24-70	49-261
PASSING YDS (NET)	210	67
Passes Att-Comp-Int	20-31-1	4-10-2
TOTAL OFFENSE PLAYS-YARDS	55-280	59-328
Fumble Returns-Yards	0-0	0-0
Punt Returns-Yards	1-1	3-13
Kickoff Returns-Yards	0-0	1-1
Interception Returns-Yards	2-63	1-0
Punts (Number-Avg)	4-50.0	3-38.3
Fumbles-Lost	1-0	0-0
Penalties-Yards	6-45	5-41
Possession Time	25:09	34:51
Third-Down Conversions	2 of 10	5 of 14
Fourth-Down Conversions	0 of 0	1 of 1
Red-Zone Scores-Chances	3-4	1-1
Sacks By: Number-Yards	1-10	3-17

Attendance: 55,000

RUSHING: Florida State-17-82, Everett Golson 7(-12). **Georgia Tech-** Justin Thomas 13-88, Marcus Marshall 16-69, Clinton Lynch 6-52, Isiah Willis 7-29, Marcus Allen 4-15, Mikell Lands-Davis 3-8.

PASSING: Florida State- Everett Golson 22-30-210. **Georgia Tech-** Justin Thomas 4-10-67.

RECEIVING: Florida State-Kermit Whitfield 6-61, Dalvin Cook 4-50, Jesus Wilson 3-32, Travis Rudolph 2-33, Ryan Izzo 2-27, Freddie Stevenson 2-1, Ermon Lane 1-6. **Georgia Tech-** Mikell Lands-Davis 2(-2), Brad Stewart 1-36, Ricky Jeune 1-33.

Game 8, Oct. 31
(17/15) Florida State 45
Syracuse 21
Tallahassee, Fla.



- Redshirt junior quarterback Sean Maguire stepped in and established career-highs in completions, yards and touchdowns, going 23-for-35 for 348 yards with three touchdown passes.
- Jacques Patrick became the third different true freshman running back to start in the backfield in the Jimbo Fisher era. He rushed 24 times for 162 yards with three touchdowns.
- Sophomore wide receiver Travis Rudolph caught five passes for 191 yards, reaching the end zone on three occasions against Syracuse. He eclipsed 100 yards receiving (191 yards) for the first time in his Seminole career. With his third quarter receiving touchdown, Rudolph became the first player since Kelvin Benjamin (Florida (Nov. 30, 2014)) to have three touchdown receptions in a game.
- Freshman safety Derwin James forced a fumble and shared the game-high in tackles with a career-high 12 (Reggie Northrup - 12).
- Freshman Josh Sweat recovered the fumble forced by James. It was his third recovery of the season which ties him with Texas Tech's JaShawn Johnson for the most by a player from a Power 5 conference.
- Three Seminoles - center Alec Eberle, tailback Jacques Patrick and defensive back Javien Elliott made their first career starts against the Orange. FSU has now had 19 players make their first career starts this season.

	1	2	3	4	Score
Syracuse	7	7	0	7	21
Florida State	14	14	7	10	45

SCORING SUMMARY

First Quarter

08:23 SU Dungey, E. 1 yd run (Murphy, C. kick), 3-66 1:02, SU 7 - FS 0
 08:08 FS Travis Rudolph 75 yd pass from Sean Maguire (Roberto Aguayo kick), 1-75 0:15, SU 7 - FS 7
 02:36 FS Travis Rudolph 45 yd pass from Sean Maguire (Roberto Aguayo kick), 4-83 1:22, SU 7 - FS 14

Second Quarter

12:55 FS Jacques Patrick 2 yd run (Roberto Aguayo kick), 10-87 3:32, SU 7 - FS 21
 00:56 SU Dungey, E. 1 yd run (Murphy, C. kick), 7-45 1:28, SU 14 - FS 21
 00:09 FS Jacques Patrick 1 yd run (Roberto Aguayo kick), 7-58 0:45, SU 14 - FS 28

Third Quarter

07:03 FS Travis Rudolph 19 yd pass from Sean Maguire (Roberto Aguayo kick), 3-23 1:23, SU 14 - FS 35

Fourth Quarter

13:33 FS Jacques Patrick 28 yd run (Roberto Aguayo kick), 7-82 3:04, SU 14 - FS 42
 06:08 FS Roberto Aguayo 35 yd field goal, 9-55 3:39, SU 14 - FS 45
 01:20 SU Estime, B. 59 yd punt return (Murphy, C. kick), , SU 21 - FS 45

TEAM STATISTICS

	SU	FS
FIRST DOWNS	14	23
RUSHES-YARDS (NET)	42-173	34-221
PASSING YDS (NET)	130	354
Passes Att-Comp-Int	25-12-0	38-25-0
TOTAL OFFENSE PLAYS-YARDS	67-303	72-575
Fumble Returns-Yards	0-0	1-5
Punt Returns-Yards	4-83	2-9
Kickoff Returns-Yards	2-32	1-19
Interception Returns-Yards	0-0	0-0
Punts (Number-Avg)	9-44.9	6-46.5
Fumbles-Lost	1-1	1-0
Penalties-Yards	5-45	9-77
Possession Time	30:09	29:17
Third-Down Conversions	5 of 16	5 of 13
Fourth-Down Conversions	0 of 1	0 of 0
Red-Zone Scores-Chances	2-2	4-4
Sacks By: Number-Yards	1-9	2-9

Attendance: 67,630

RUSHING: Florida State-Jacques Patrick 24-162; Johnathan Vickers 8-64; Sean Maguire 2-minus 5. **Syracuse-** Morris, C. 6-55; Dungey, E. 13-46; Fredericks, J. 10-37; Phillips, E. 6-23; Strickland, D. 4-13; McFarlane, D. 2-1; TEAM 1-minus 2.

PASSING: Florida State- Sean Maguire 23-35-0-348; J.J. Cosentino 2-3-0-6. **Syracuse -** Dungey, E. 11-24-0-120; Mahoney, Z. 1-1-0-10.

RECEIVING: Florida State-Jesus Wilson 6-69; Jacques Patrick 6-62; Travis Rudolph 5-191; Johnathan Vickers 2-6; Nyqwan Murray 2-6; Kermit Whitfield 2-3; Freddie Stevenson 1-10; Ermon Lane 1-7. **Syracuse** Parris, J. 4-35; Phillips, E. 3-minus 1; Strickland, D. 1-62; Ishmael, S. 1-25; MacPherson, C. 1-10; Estime, B. 1-2; Dungey, E. 1-minus 3.

Game 9, Nov. 7
No. 1 Clemson 23
No. 16 Florida State 13
Clemson, S.C.



- Sophomore tailback Dalvin Cook put up 194 rushing yards - including 157 in the first half and 128 in the first quarter, following an opening 75-yard touchdown run on his first touch. It marked the most rushing yards Clemson has allowed all season.
- In the first quarter, junior Jalen Ramsey had three solo tackles and four total tackles and a sack. He had a key fourth down stop and a crucial pass break up in the second quarter. Ramsey had seven tackles in the first half, including five solo. Ramsey finished with a new season-high of nine tackles.
- The Seminole defense held Clemson to its lowest first half point total of the year and is the first team in 2015 to hold Clemson out of the endzone for the entire first half.
- Redshirt junior quarterback Sean Maguire made his first career road start at Death Valley. The Sparta, N.J. native became the first quarterback to start against Clemson in back-to-back seasons since Christian Ponder (2008, 2009).
- Senior linebacker Reggie Northrup registered double digit tackles for the fifth time this season. He finished with a game-high 14 tackles.
- Redshirt senior linebacker Terrance Smith returned to the lineup after missing four games with an ankle injury and amassed 12 tackles.
- Demarcus Christmas made his first career start at defensive tackle against Clemson. He finished the game with four tackles.

	1	2	3	4	Score
Florida State	7	3	3	0	13
Clemson	3	3	7	10	23

SCORING SUMMARY

First Quarter

14:15 FS Cook, D. 75 yd run (Aguayo, R. kick), 2-75 0:45, FS 7, CU 0
1:15 CU Greg Huegel 31 yd field goal, 7-44 2:07 FS 7, CU 3

Second Quarter

10:59 FS Aguayo, R. 23 yd field goal, 10-69 5:16, FS 10, CU 3
00:29 CU Greg Huegel 25 yd field goal, 8-75 0:55, FS 10, CU 6

Third Quarter

10:01 CU Deon Cain 38 yd pass from Deshaun Watson (Greg Huegel kick), 7-80 2:22, FS 10, CU 13
06:15 FS Aguayo, R. 41 yd field goal, 8-46 3:39, FS 13, CU 13

Fourth Quarter

07:23 CU Greg Huegel 34 yd field goal, 11-75 4:36, FS 13, CU 16
06:08 CU Wayne Gallman 25 yd run (Greg Huegel kick), 7-60 3:43, FS 13, CU 23

TEAM STATISTICS

	FS	CU
FIRST DOWNS	13	23
RUSHES-YARDS (NET)	30-197	42-215
PASSING YDS (NET)	164	297
Passes Att-Comp-Int	29-16-1	43-28-0
TOTAL OFFENSE PLAYS-YARDS	59-361	85-512
Fumble Returns-Yards	0-0	0-1
Punt Returns-Yards	1-1	1-3
Kickoff Returns-Yards	4-91	2-26
Interception Returns-Yards	0-0	1-0
Punts (Number-Avg)	6-44.2	6-38
Fumbles-Lost	1-1	1-0
Penalties-Yards	9-65	3-32
Possession Time	28:09	31:51
Third-Down Conversions	2 of 12	7 of 17
Fourth-Down Conversions	0 of 1	0 of 1
Red-Zone Scores-Chances	1-2	3-3
Sacks By: Number-Yards	2-7	2-17

Attendance: 83,099

RUSHING: Florida State-Cook, D. 21-194; Whitfield, K. 2-11; Patrick, J. 4-10; TEAM 1-minus 1; Maguire, S. 2-minus 1; Deshaun Watson 16-107; Wayne Gallman 22-103; Ray-Ray McCloud 1-8; Artavis Scott 1-0; TEAM 1-minus 1; Zac Brooks 1-minus 2.

PASSING: Florida State- Maguire, S. 16-29-1-164. Clemson - Deshaun Watson 28-42-0-297; TEAM 0-1-0-0.

RECEIVING: Florida State - Rudolph, T. 6-86; Wilson, J. 3-27; Whitfield, K. 3-21; Izzo, R. 1-17; Harrison, J. 1-8; Cook, D. 1-4; Stevenson, F. 1-1. Clemson Artavis Scott 9-40; Jordan Leggett 6-101; Charone Peake 4-50; Deon Cain 3-56; Wayne Gallman 3-32; Germone Hopper 3-18.

Game 10, Nov. 14
No. 16 Florida State 34
NC State 17
Tallahassee, Fla.



- Trailing 17-7 at the 7:32 mark in the second quarter, redshirt junior quarterback Sean Maguire replaced redshirt senior quarterback Everett Golson and helped the Seminoles rally to score 27 unanswered points. He completed 18-of-28 passes for 231 yards and two touchdowns.
- Sophomore tailback Dalvin Cook broke Warrick Dunn's single-season rushing mark (1,242 yards), set in 1995, on the sixth offensive play of the game for the Noles with an 11-yard scamper in the first quarter. Cook surpassed the 100-yard mark for the 11th time in his career - and the sixth time this season. Cook, who finished with 138 yards on 22 carries, recorded at least 20 carries for the eighth time in his Florida State career.
- Junior defensive end DeMarcus Walker turned in a monster performance against the Wolfpack, matching his career-high in sacks with two, while chipping in a third down pass breakup. Walker finished with four tackles, including two tackles for loss.
- Jesus 'Bobo' Wilson established a new single-game career-high in receptions with seven, breaking his previous career-high of six which came against NC State (6 rec., 109 yards; 2014) and Syracuse (6 rec., 69 yards; 2015). Wilson's 78 receiving yards mark the second most of his Seminole career behind a 109-yard outing, also against the Wolfpack, on Sept. 27, 2014.
- Kermit Whitfield recorded his second 100-yard receiving game of the season after hauling in 117 yards on six catches and two touchdowns.

	1	2	3	4	Score
NC State	17	0	0	0	17
Florida State	7	10	10	7	34

SCORING SUMMARY

First Quarter

13:24 ST Kyle Bamard 31 yd field goal, 4-4 1:26, FS 0, ST 3
08:40 FS Dalvin Cook 13 yd run (Roberto Aguayo kick), 2-24 0:27, FS 7, ST 3
02:44 ST Jaylen Samuels 2 yd pass from Jacoby Brissett (Kyle Bamard kick), 15-75 5:56, FS 7, ST 10
00:24 ST Jacoby Brissett 2 yd run (Kyle Bamard kick), 4-30 1:23, FS 7, ST 17

Second Quarter

05:17 FS Dalvin Cook 30 yd run (Roberto Aguayo kick), 6-64 2:15, FS 14, ST 17
00:38 FS Roberto Aguayo 40 yd field goal, 10-49 2:26, FS 17, ST 17

Third Quarter

09:29 FS Roberto Aguayo 26 yd field goal, 13-74 4:28, FS 20, ST 17
07:27 FS Kermit Whitfield 27 yd pass from Sean Maguire (Roberto Aguayo kick), 2-44 0:31, FS 27, ST 17

Fourth Quarter

09:35 FS Kermit Whitfield 45 yd pass from Sean Maguire (Roberto Aguayo kick), 8-75 3:52, FS 34, ST 17

TEAM STATISTICS

	ST	FS
FIRST DOWNS	21	28
RUSHES-YARDS (NET)	31-79	38-196
PASSING YDS (NET)	218	263
Passes Att-Comp-Int	49-28-0	37-23-3
TOTAL OFFENSE PLAYS-YARDS	80-297	75-479
Fumble Returns-Yards	0-0	0-0
Punt Returns-Yards	0-0	5-41
Kickoff Returns-Yards	2-36	0-0
Interception Returns-Yards	3-8	0-0
Punts (Number-Avg)	8-39.1	2-43.0
Fumbles-Lost	2-1	3-2
Penalties-Yards	9-59	6-38
Possession Time	28:03	31:57
Third-Down Conversions	7 of 18	6 of 14
Fourth-Down Conversions	2 of 2	1 of 2
Red-Zone Scores-Chances	3-4	2-3
Sacks By: Number-Yards	1-8	4-21

Attendance: 71,210

RUSHING: Florida State-Cook, D. 22-138; Patrick, J. 12-54; Wilson, J. 1-4; Golson, E. 3-0. NC State - Brissett, J. 17-25; Samuels, J. 7-23; Hines, N. 3-18; Dakwa, N. 3-14.

PASSING: Florida State- Maguire, S. 18-28-231; Golson, E. 5-9-52. NC State - Brissett 27-47-209; Cole, A. 1-1-9; Hines, N. 0-1-0.

RECEIVING: Florida State - Wilson, B. 7-78; Whitfield, K. 6-117; Rudolph, T. 6-54; Cook, D. 2-17; Izzo, R. 2-17. NC State - Samuels, J. 8-28; Grinnage, D. 7-63; Alston, J. 4-28; Cherry, B. 3-46; Hines, N. 2-19; Ramos, J. 1-11; Cook, C. 1-9; Gallaspay, R. 1-9; Locklear, G. 1-5.

Game 11, Nov. 21
No. 14 Florida State 52
Chattanooga 13
Tallahassee, Fla.



- On FSU's senior day, the Seminoles donned their new black Nike jerseys for the first time.
- Sophomore tailback Dalvin Cook, who ended his day with 106 yards on 15 carries, reached the end-zone on two occasions. It marks his eighth multiple-TD game of his career; Cook has now topped the 100-yard mark on the ground 12 times in his Seminole career.
- Junior wide receiver Kermit Whitfield had two touchdown catches for the second straight game finishing the contest with game-highs in receptions (5) and yards (91).
- Redshirt junior quarterback Sean Maguire finished the day 12-of-17 for 152 yards and 2 TD's.
- Freshman fullback Colton Plante recorded the first touchdown of his career on his first career carry (2 yards) to become the first Seminole since Mario Pender (vs. Oklahoma State) to score on his first carry (11 yards).
- Redshirt senior Lamarcus Brutus picked off Chattanooga QB Jacob Huesman on the first drive of the second half and took it 37-yards to the UTC 13-yard line. On UTC's next drive, DeMarcus Walker forced a fumble, marking the fifth time in 11 games that the Noles have forced multiple turnovers.
- Freshman safety Derwin James finished with his third double-digit tackle performance of the season, posting a game-high 10 tackles.
- Florida State scored five rushing touchdowns in a game for the first time since scoring six against Nevada on Sept. 14, 2013.

	1	2	3	4	Score
Chattanooga	3	3	0	7	13
Florida State	7	17	21	7	52

SCORING SUMMARY

First Quarter

- 09:39 UTC Henrique Ribeiro 29 yd field goal, 9-35 5:13, FS 0, UTC 3
- 03:12 FS Jacques Patrick 1 yd run (Roberto Aguayo kick), 6-46 3:01, FS 7, UTC 3

Second Quarter

- 12:45 UTC Henrique Ribeiro 24 yd field goal, 12-68 5:27, FS 7, UTC 6
- 09:24 FS Dalvin Cook 13 yd run (Roberto Aguayo kick), 8-75 3:21, FS 14, UTC 6
- 03:29 FS Roberto Aguayo 18 yd field goal, 8-45 3:34, FS 17, UTC 6
- 01:35 FS Kermit Whitfield 26 yd pass from Sean Maguire (Roberto Aguayo kick), 4-52 1:21, FS 24, UTC 6

Third Quarter

- 13:14 FS Kermit Whitfield 13 yd pass from Sean Maguire (Roberto Aguayo kick), 3-13 1:29, FS 31, UTC 6
- 11:45 FS Dalvin Cook 2 yd run (Roberto Aguayo kick), 4-36 1:12, FS 38, UTC 6
- 03:01 FS Colton Plante 2 yd run (Roberto Aguayo kick), 13-66 6:12, FS 45, UTC 6

Fourth Quarter

- 13:11 UTC Jacob Huesman 3 yd run (Henrique Ribeiro kick), 11-75 4:50, FS 45, UTC 13
- 10:34 FS Jacques Patrick 4 yd run (Roberto Aguayo kick), 6-74 2:30, FS 52, UTC 13

TEAM STATISTICS

	UTC	FS
FIRST DOWNS	15	25
RUSHES-YARDS (NET)	39-165	37-193
PASSING YDS (NET)	108	235
Passes Att-Comp-Int	23-14-1	23-17-0
TOTAL OFFENSE PLAYS-YARDS	62-273	60-428
Fumble Returns-Yards	0-0	0-0
Punt Returns-Yards	0-0	3-12
Kickoff Returns-Yards	3-49	2-56
Interception Returns-Yards	3-8	1-37
Punts (Number-Avg)	5-37.2	2-44.5
Fumbles-Lost	1-1	1-1
Penalties-Yards	11-83	3-30
Possession Time	33:16	26:32
Third-Down Conversions	6 of 13	6 of 9
Fourth-Down Conversions	0 of 0	0 of 0
Red-Zone Scores-Chances	3-3	7-7
Sacks By: Number-Yards	1-2	1-13

Attendance: 66,412

RUSHING: Florida State-Cook, D. 15-106, Patrick, J. 16-77, Williams, S. 4-10 Golson, E. 1-2. UTC - Craine 12-36, Roberson, T. 7-33, Trotter, A. 5-26, Bennifield, A. 2-25, Huesman, J. 7-21, Bagley, R. 3-17, Nalls, K. 3-7.

PASSING: Florida State- Maguire, S. 12-17-152, Cosentino, J. 2-3-16, Golson, E. 3-3-62. UTC - Huesman 12-19-94, Bennifield 2-4-14.

RECEIVING: Florida State - Whitfield, K. 5-91, Murray, N. 4-59, Rudolph, T. 4-52, Wilson, J. 2-4, Cook, D. 1-5. UTC - Stovall, J. 3-29, Board, C. 3-29, Bagley 3-10, Craine, D. 2-23, Bennifield, A. 2-11, Young, W. 1-6.

Game 12, Nov. 28
No. 13 Florida State 27
No. 12 Florida 2
Gainesville, Fla.



- Make it 10 wins, a new school record for victories in a four-year span and - most importantly - another triumph over the Florida Gators. A stadium-record crowd of 90,916 watched as FSU earned its first three-game winning streak in Gainesville and held UF to its fewest points in the series' 60-game history.
- Sophomore tailback Dalvin Cook picked up the pace in the second half, wearing out the highly touted UF defense, accounting for 183 yards, 150 in the fourth quarter, on 26 carries with two TDs.
- Redshirt junior placekicker Roberto Aguayo kicked two long field goals, first converting from 45-yards before knocking the left upright to secure a season-long 51-yard attempt.
- On fourth-and-goal at the 1-yard line, redshirt junior quarterback Sean Maguire threaded a pass off a bootleg to sophomore tight end Jeremy Kerr. It was Kerr's first career catch and first career TD, lifting the Seminoles to a 10-0 lead with 7:47 left in the first half.
- The FSU defense recorded four sacks on the night as junior defensive end DeMarcus Walker accounted for 2.5 along with blocking a field goal. He also contributed 3.5 tackles for loss for 23 yards.
- The only points the Seminoles allowed came on a safety in the third quarter.
- Senior linebacker Terrance Smith, junior defensive tackle DeMarcus Walker, freshman safety Derwin James and senior linebacker Reggie Northrup all recorded nine tackles in the win.

	1	2	3	4	Score
Florida State	0	10	3	14	27
Florida	0	0	0	2	2

SCORING SUMMARY

Second Quarter

- 12:11 FS Aguayo, R. 45 yd field goal, 5-13 1:45, FS 3, UF 0
- 07:47 FS Kerr, J. 1 yd pass from Maguire, S. (Aguayo, R. kick), 7-74 2:55, FS 10, UF 0

Third Quarter

- 05:21 FS Aguayo, R. 51 yd field goal, 10-46 4:40, FS 13, UF 0

Fourth Quarter

- 08:58 UF Team safety, FS 13, UF 2
- 06:17 FS Cook, D. 15 yd run (Aguayo, R. kick), 4-52 1:29, FS 20, UF 2
- 00:20 FS Cook, D. 29 yd run (Aguayo, R. kick), 7-90 3:34, FS 27, UF 2

TEAM STATISTICS

	FS	UF
FIRST DOWNS	15	19
RUSHES-YARDS (NET)	30-144	40-128
PASSING YDS (NET)	160	134
Passes Att-Comp-Int	28-14-0	39-19-0
TOTAL OFFENSE PLAYS-YARDS	58-304	79-262
Fumble Returns-Yards	0-0	0-0
Punt Returns-Yards	3-0	2-8
Kickoff Returns-Yards	0-0	2-36
Interception Returns-Yards	0-0	0-0
Punts (Number-Avg)	7-47.6	9-46.4
Fumbles-Lost	2-0	2-0
Penalties-Yards	7-52	7-60
Possession Time	27:35	32:25
Third-Down Conversions	2 of 13	5 of 17
Fourth-Down Conversions	2 of 2	1 of 3
Red-Zone Scores-Chances	2-2	0-3
Sacks By: Number-Yards	4-32	2-24

Attendance: 90,916

RUSHING: Florida State-Cook, D. 26-183, Wilson, J. 1-2, Maguire, S. 2-40. Florida -Taylor, Kel. 24-136, Scarlett, J. 1-3, Powell, B. 1-2, Cronkrite, J. 1-2, Harris, T. 11-5 TEAM 2-10.

PASSING: Florida State- Maguire, S. 14-28-160. Florida - Harris, T. 19-38-134, TEAM 0-1-0.

RECEIVING: Florida State - Wilson, J. 5-38, Cook, D. 3-11, Whitfield, K. 2-52, Izzo, R. 2-36, Rudolph, T. 1-22, Kerr, J. 1. Florida- McGee 4-34, Thompson, C. 3-24, Powell, B. 3-20, Taylor, Kel. 3-18, Callaway, A. 2-16, Showers, V. 1-15, Cronkrite, J. 1-5, Goosby, D. 1-1, Scarlett, J. 1-1.

FLORIDA STATE FOOTBALL

2015 SCORING DRIVES

Opp.	Plays	Yards	TOP	Result	Qtr.	Time	How Scored	QB
TXST	10	85	4:38	TD	1	6:23	Cook 1-yd TD run	Golson
TXST	3	58	0:47	TD	1	0:41	Cook 28-yd TD run	Golson
TXST	7	63	3:15	TD	2	5:44	Pender 1-yd TD run	Golson
TXST	11	69	5:44	TD	3	9:11	Rudolph 5-yd TD catch	Golson
TXST	10	89	3:56	TD	3	4:11	Izzo 13-yd TD catch	Golson
TXST	7	66	3:12	TD	4	13:30	Wilson 14-yd TD catch	Golson
TXST	3	71	1:12	TD	4	11:04	Harrison 55-yd TD catch	Golson
TXST	4	40	1:27	TD	4	4:03	Vickers 24-yd TD catch	Maguire
TXST	6	29	1:37	FG	4	2:18	Aguayo 22-yd FG	Maguire
USF	2	74	0:17	TD	1	4:45	Cook 74-yd TD run	Golson
USF	4	39	1:42	TD	3	13:08	Cook 24-yd TD run	Golson
USF	9	67	3:27	FG	3	6:40	Aguayo 30-yd FG	Golson
USF	9	90	4:07	TD	3	0:38	Wilson 23-yd TD catch	Golson
USF	13	43	6:04	FG	4	8:46	Aguayo 38-yd FG	Golson
USF	11	88	5:51	TD	4	1:55	Cook 37-yd TD run	Golson
BC	8	83	4:53	TD	1	10:07	Rudolph 9-yd TD catch	Golson
BC	-	-	-	TD	4	12:20	Ramsey 36-yd FR	Def
WF	1	94	0:14	TD	1	8:17	Cook 94-yd TD run	Golson
WF	13	76	6:49	TD	2	11:08	Vickers 9-yd TD run	Golson
WF	7	43	2:37	TD	3	12:23	Whitfield 5-yd TD catch	Golson
WF	7	69	3:45	FG	3	7:33	Aguayo 25-yd FG	Golson
UM	5	91	2:15	TD	1	11:30	Cook 72-yd TD run	Golson
UM	3	75	1:13	TD	1	5:42	Cook 36-yd TD catch	Golson
UM	11	48	4:29	FG	2	14:53	Aguayo 22-yd FG	Golson
UM	8	45	2:41	FG	2	2:42	Aguayo 32-yd FG	Golson
UM	11	67	5:24	FG	4	11:58	Aguayo 25-yd FG	Golson
UM	8	84	3:13	TD	4	6:44	Cook 23-yd TD run	Golson
LOU	9	60	4:36	FG	1	4:06	Aguayo 43-yd FG	Golson
LOU	12	60	4:08	FG	2	13:12	Aguayo 32-yd FG	Golson
LOU	5	87	1:45	TD	3	13:09	Cook 54-yd TD run	Golson
LOU	3	75	1:03	TD	3	8:05	Whitfield 70-yd TD catch	Golson
LOU	3	36	1:01	TD	3	3:50	Cook 14-yd TD run	Golson
LOU	13	83	5:48	TD	4	12:44	Rudolph 13-yd TD catch	Golson
LOU	11	75	6:35	TD	4	4:12	Izzo 2-yd TD catch	Golson
GT	5	17	2:17	FG	1	7:14	Aguayo 20-yd FG	Golson
GT	1	2	0:05	TD	2	11:46	Cook 2-yd TD run	Golson
GT	10	66	4:33	FG	2	4:18	Aguayo 27-yd FG	Golson
GT	9	54	2:22	FG	2	0:00	Aguayo 38-yd FG	Golson
SU	1	75	0:15	TD	1	8:08	Rudolph 75-yd TD catch	Maguire
SU	4	83	1:22	TD	1	2:36	Rudolph 45-yd TD catch	Maguire
SU	10	87	3:32	TD	2	12:55	Patrick 2-yd TD run	Maguire
SU	7	58	0:45	TD	2	0:09	Patrick 1-yd TD run	Maguire
SU	3	23	1:23	TD	3	7:03	Rudolph 19-yd TD catch	Maguire
SU	7	82	3:04	TD	4	13:33	Patrick 28-yd TD run	Maguire
SU	9	55	3:39	FG	4	6:08	Aguayo 35-yd FG	Maguire
CU	2	75	0:45	TD	1	14:15	Cook 75-yd TD run	Maguire
CU	10	69	5:16	FG	2	10:59	Aguayo 23-yd FG	Maguire
CU	8	46	3:39	FG	3	6:15	Aguayo 41-yd FG	Maguire
NCS	2	24	0:27	TD	1	8:40	Cook 13-yd TD run	Golson
NCS	6	64	2:15	TD	2	5:17	Cook 30-yd TD run	Maguire
NCS	10	49	2:26	FG	2	0:38	Aguayo 40-yd FG	Maguire
NCS	13	74	4:28	FG	3	9:29	Aguayo 26-yd FG	Maguire
NCS	2	44	0:31	TD	3	7:57	Whitfield 27-yd TD catch	Maguire
NCS	8	75	3:52	TD	4	9:35	Whitfield 45-yd TD catch	Maguire

Opp.	Plays	Yards	TOP	Result	Qtr.	Time	How Scored	QB
UTC	6	46	3:01	TD	1	3:12	Patrick 1-yd TD run	Maguire
UTC	8	75	3:21	TD	2	9:24	Cook 13-yd TD run	Maguire
UTC	8	45	3:34	FG	2	3:29	Aguayo 18-yd FG	Maguire
UTC	4	52	1:21	TD	2	1:35	Whitfield 26-yd TD catch	Maguire
UTC	3	13	1:29	TD	3	13:14	Whitfield 13-yd TD catch	Maguire
UTC	4	36	1:12	TD	3	11:45	Cook 2-yd TD run	Maguire
UTC	13	66	6:12	TD	3	3:01	Plante 2-yd TD run	Cosentino
UTC	6	74	2:30	TD	4	10:34	Patrick 4-yd TD run	Everett
UF	5	13	1:45	FG	2	12:11	Aguayo 45-yd FG	Maguire
UF	7	74	2:55	TD	2	7:47	Kerr 1-yd TD catch	Maguire
UF	10	46	4:40	FG	3	5:21	Aguayo 51-yd FG	Maguire
UF	4	52	1:29	TD	4	6:17	Cook 15-yd TD run	Maguire
UF	7	90	3:34	TD	4	0:20	Cook 29-yd TD run	Maguire

Total TD Drives Under 2:00: 22-of-46 (47.8%)

Total TD Drives of 5 plays or less: 22-of-46 (47.8%)

FLORIDA STATE FOOTBALL

2015 TEAM STATISTICS

Team Statistics	FS	OPP
SCORING	388	189
Points Per Game	32.3	15.8
FIRST DOWNS	251	219
Rushing	106	97
Passing	125	108
Penalty	20	14
RUSHING YARDAGE	2171	1702
Yards gained rushing	2505	1951
Yards lost rushing	334	249
Rushing Attempts	402	440
Average Per Rush	5.4	3.9
Average Per Game	180.9	141.8
TDs Rushing	26	7
PASSING YARDAGE	2928	2230
Comp-Att-Int	241-371-5	224-397-7
Average Per Pass	7.9	5.6
Average Per Catch	12.1	10.0
Average Per Game	244.0	185.8
TDs Passing	20	12
TOTAL OFFENSE	5099	3932
Total Plays	773	837
Average Per Play	6.6	4.7
Average Per Game	424.9	327.7
KICK RETURNS: #-Yards	21-538	32-520
PUNT RETURNS: #-Yards	32-121	18-189
INT RETURNS: #-Yards	7-104	5-8
KICK RETURN AVERAGE	25.6	16.2
PUNT RETURN AVERAGE	3.8	10.5
INT RETURN AVERAGE	14.9	1.6
FUMBLES-LOST	15-5	16-7
PENALTIES-Yards	83-636	70-601
Average Per Game	53.0	50.1
PUNTS-Yards	56-2484	78-3295
Average Per Punt	44.4	42.2
Net punt average	39.9	39.2
TIME OF POSSESSION/Game	29:44	30:16
3RD-DOWN Conversions	55/145	69/186
3rd-Down Pct	38%	37%
4TH-DOWN Conversions	4/8	9/18
4th-Down Pct	50%	50%
SACKS BY-Yards	30-177	23-201
MISC YARDS	10	78
TOUCHDOWNS SCORED	47	21
FIELD GOALS-ATTEMPTS	20-24	14-16
ON-SIDE KICKS	0-0	0-0
RED-ZONE SCORES	(38-43) 88%	(24-30) 80%
RED-ZONE TOUCHDOWNS	(24-43) 56%	(12-30) 40%
PAT-ATTEMPTS	(46-46) 100%	(19-20) 95%
ATTENDANCE	512534	296714
Games/Avg Per Game	7/73219	5/59343
Neutral Site Games		0/0

Score by Quarters	1st	2nd	3rd	4th	OT	Total
Florida State	90	90	106	102	0	388
Opponents	46	51	24	68	0	189

FLORIDA STATE FOOTBALL

2015 INDIVIDUAL STATISTICS

Rushing	gp-gs	att	gain	loss	net	avg	td	lg	avg/g
Dalvin Cook	11-11	211	1711	53	1658	7.9	18	94	150.7
Jacques Patrick	8-1	62	328	13	315	5.1	5	28	39.4
Mario Pender	3-0	30	143	3	140	4.7	1	21	46.7
Johnathan Vickers	9-0	23	116	5	111	4.8	1	26	12.3
Kermit Whitfield	12-5	5	30	1	29	5.8	0	15	2.4
Steven Williams	1-0	4	10	0	10	2.5	0	4	10.0
Freddie Stevenson	11-9	3	9	0	9	3.0	0	6	0.8
Jesus Wilson	12-12	2	6	0	6	3.0	0	4	0.5
Colton Plante	4-0	1	2	0	2	2.0	1	2	0.5
TEAM	9-0	8	0	12	-12	-1.5	0	0	-1.3
Everett Golson	9-8	47	146	181	-35	-0.7	0	17	-3.9
Sean Maguire	7-4	6	4	66	-62	-10.3	0	4	-8.9
Total	12	402	2505	334	2171	5.4	26	94	180.9
Opponents	12	440	1951	249	1702	3.9	7	60	141.8

Passing	gp-gs	effic	comp-att-int	pct	yds	td	lg	avg/g
Everett Golson	9-8	149.16	147-219-3	67.1	1778	11	70	197.6
Sean Maguire	7-4	145.14	90-145-2	62.1	1128	9	75	161.1
J.J. Cosentino	2-0	97.47	4-6-0	66.7	22	0	12	11.0
TEAM	9-0	0.00	0-1-0	0.0	0	0	0	0.0
Total	12	146.35	241-371-5	65.0	2928	20	75	244.0
Opponents	12	110.06	224-397-7	56.4	2230	12	71	185.8

Receiving	gp-gs	no.	yds	avg	td	lg	avg/g
Kermit Whitfield	12-5	53	742	14.0	6	70	61.8
Travis Rudolph	12-10	52	715	13.8	6	75	59.6
Jesus Wilson	12-12	50	554	11.1	2	51	46.2
Dalvin Cook	11-11	22	218	9.9	1	36	19.8
Ryan Izzo	12-10	13	177	13.6	2	37	14.8
Freddie Stevenson	11-9	8	51	6.4	0	17	4.6
Ja'Vonn Harrison	11-0	6	129	21.5	1	55	11.7
Nyqwan Murray	3-0	6	65	10.8	0	32	21.7
Jacques Patrick	8-1	6	62	10.3	0	20	7.8
Mavin Saunders	8-2	6	52	8.7	0	21	6.5
Ermon Lane	12-0	6	50	8.3	0	12	4.2
Johnathan Vickers	9-0	5	39	7.8	1	24	4.3
George Campbell	10-0	3	42	14.0	0	23	4.2
Mario Pender	3-0	3	34	11.3	0	17	11.3
Jeremy Kerr	10-0	1	1	1.0	1	1	0.1
Da'Vante Phillips	9-0	1	-3	-3.0	0	0	-0.3
Total	12	241	2928	12.1	20	75	244.0
Opponents	12	224	2230	10.0	12	71	185.8

Punt Returns	no.	yds	avg	td	lg
Jesus Wilson	24	105	4.4	0	21
Nyqwan Murray	3	11	3.7	0	8
Marquez White	2	0	0.0	0	2
TEAM	1	0	0.0	0	0
Jalen Ramsey	1	6	6.0	0	6
Travis Rudolph	1	-1	-1.0	0	0
Total	32	121	3.8	0	21
Opponents	18	189	10.5	1	59

Interceptions	no.	yds	avg	td	lg
Lamarcus Brutus	3	94	31.3	0	57
Javien Elliott	1	4	4.0	0	4
Josh Sweat	1	6	6.0	0	6
Tyler Hunter	1	0	0.0	0	0
Marquez White	1	0	0.0	0	0
Total	7	104	14.9	0	57
Opponents	5	8	1.6	0	8

Kick Returns	no.	yds	avg	td	lg
Kermit Whitfield	15	421	28.1	0	59
Jalen Ramsey	2	54	27.0	0	37
Freddie Stevenson	2	18	9.0	0	18
Ja'Vonn Harrison	1	19	19.0	0	19
Tarvarus McFadden	1	26	26.0	0	26
Total	21	538	25.6	0	59
Opponents	32	520	16.2	0	34

Fumble Returns	no.	yds	avg	td	lg
Derwin James	1	3	3.0	0	3
Jalen Ramsey	1	36	36.0	1	36
Josh Sweat	1	5	5.0	0	5
Total	3	44	14.7	1	36
Opponents	1	-1	-1.0	1	0

FLORIDA STATE FOOTBALL

2015 INDIVIDUAL STATISTICS

Scoring	td	fg	PAT				dxp	saf	pts
			kick	rush	rcv	pass			
Dalvin Cook	19	-	-	-	-	-	-	114	
Roberto Aguayo	-	20-24	46-46	-	-	-	-	106	
Travis Rudolph	6	-	-	-	-	-	-	36	
Kermit Whitfield	6	-	-	-	-	-	-	36	
Jacques Patrick	5	-	-	-	-	-	-	30	
Jesus Wilson	2	-	-	-	-	-	-	12	
Johnathan Vickers	2	-	-	-	-	-	-	12	
Ryan Izzo	2	-	-	-	-	-	-	12	
Jalen Ramsey	1	-	-	-	-	-	-	6	
Mario Pender	1	-	-	-	-	-	-	6	
Jeremy Kerr	1	-	-	-	-	-	-	6	
Ja'Vonn Harrison	1	-	-	-	-	-	-	6	
Colton Plante	1	-	-	-	-	-	-	6	
Everett Golson	-	-	-	-	-	0-1	-	0	
Total	47	20-24	46-46	-	-	0-1	-	388	
Opponents	21	14-16	19-20	-	-	-	-	189	

Total Offense	g	plays	rush	pass	total	avg/g
Everett Golson	9	266	-35	1778	1743	193.7
Dalvin Cook	11	211	1658	0	1658	150.7
Sean Maguire	7	151	-62	1128	1066	152.3
Jacques Patrick	8	62	315	0	315	39.4
Mario Pender	3	30	140	0	140	46.7
Johnathan Vickers	9	23	111	0	111	12.3
Kermit Whitfield	12	5	29	0	29	2.4
J.J. Cosentino	2	6	0	22	22	11.0
Steven Williams	1	4	10	0	10	10.0
Freddie Stevenson	11	3	9	0	9	0.8
Jesus Wilson	12	2	6	0	6	0.5
Colton Plante	4	1	2	0	2	0.5
TEAM	9	9	-12	0	-12	-1.3
Total	12	773	2171	2928	5099	424.9
Opponents	12	837	1702	2230	3932	327.7

Field Goals	fg	pct.	01-19	20-29	30-39	40-49	50-99	lg	blk
Roberto Aguayo	20-24	83.3	1-1	8-8	6-6	4-7	1-2	51	1

FG Sequence	Florida State	Opponents
Texas State	(22)	(26)
USF	(30),(38)	-
Boston College	42	-
Wake Forest	(25)	(28),(34),(29)
Miami	(22),(32),49,(25)	(30)
Louisville	(43),(32)	-
Georgia Tech	(20),(27),(38),56	(53),(40),(35)
Syracuse	41,(35)	-
Clemson	(23),(41)	(31),(25),(34)
NC State	(40),(26)	(31)
Chattanooga	(18)	(29),(24)
Florida	(45),(51)	51,37

Punting	no.	yds	avg	lg	tb	fc	i20	50+	blk
Cason Beatty	55	2447	44.5	64	3	20	20	18	0
Jonathan Hernandez	1	37	37.0	37	0	0	1	0	0
Total	56	2484	44.4	64	3	20	21	18	0
Opponents	78	3295	42.2	62	6	24	30	15	0

Kickoffs	no.	yds	avg	tb	ob	retn	net	ydln
Roberto Aguayo	79	4966	62.9	43	4			
Total	79	4966	62.9	43	4	16.2	45.4	19
Opponents	46	2741	59.6	22	2	25.6	38.3	26

Numbers in (parentheses) indicate field goal was made.

All Purpose	g	rush	rcv	pr	kr	ir	total	avg/g
Dalvin Cook	11	1658	218	0	0	0	1876	170.5
Kermit Whitfield	12	29	742	0	421	0	1192	99.3
Travis Rudolph	12	0	715	-1	0	0	714	59.5
Jesus Wilson	12	6	554	105	0	0	665	55.4
Jacques Patrick	8	315	62	0	0	0	377	47.1
Ryan Izzo	12	0	177	0	0	0	177	14.8
Mario Pender	3	140	34	0	0	0	174	58.0
Johnathan Vicke	9	111	39	0	0	0	150	16.7
Ja'Vonn Harris	11	0	129	0	19	0	148	13.5
Lamaricus Brutu	12	0	0	0	0	94	94	7.8
Freddie Stevens	11	9	51	0	18	0	78	7.1
Nyqwan Murray	3	0	65	11	0	0	76	25.3
Jalen Ramsey	12	0	0	6	54	0	60	5.0
Mavin Saunders	8	0	52	0	0	0	52	6.5
Ermon Lane	12	0	50	0	0	0	50	4.2
George Campbe	10	0	42	0	0	0	42	4.2
Tarvarus McFad	7	0	0	0	26	0	26	3.7
Steven Williams	1	10	0	0	0	0	10	10.0
Josh Sweat	12	0	0	0	0	6	6	0.5
Javien Elliott	11	0	0	0	0	4	4	0.4
Colton Plante	4	2	0	0	0	0	2	0.5
Jeremy Kerr	10	0	1	0	0	0	1	0.1
Da'Vante Phillips	9	0	-3	0	0	0	-3	-0.3
TEAM	9	-12	0	0	0	0	-12	-1.3
Everett Golson	9	-35	0	0	0	0	-35	-3.9
Sean Maguire	7	-62	0	0	0	0	-62	-8.9
Total	12	2171	2928	121	538	104	5862	488.5
Opponents	12	1702	2230	189	520	8	4649	387.4

FLORIDA STATE FOOTBALL

2015 DEFENSIVE STATISTICS

##	Defensive Leaders	gp-gs	Tackles				Sacks no-yds	Pass defense			Fumbles		blkd	
			ua	a	tot	tfl/yds		int-yds	brup	qbh	rcv-yds	ff	kick	saf
5	Reggie Northrup	12-10	41	46	87	1.0-4	.	.	3	5	.	.	.	
3J	Derwin James	12-7	43	34	77	7.5-35	3.5-23	.	4	3	2-3	2	.	
42	Lamarcus Brutus	12-12	41	18	59	.	.	3-94	1	1	.	.	.	
24	Terrance Smith	8-8	31	22	53	4.5-18	1.0-7	.	.	1	.	1	.	
18	Ro'Derrick Hoskins	11-6	31	21	52	6.5-9	.	.	2	
44	DeMarcus Walker	12-12	23	22	45	15.5-65	10.5-58	.	5	4	.	4	1	
8	Jalen Ramsey	12-12	31	12	43	2.0-5	1.0-2	.	10	.	1-36	.	.	
91	Derrick Nnadi	12-12	17	25	42	2.0-10	2.0-10	
9	Josh Sweat	12-9	19	19	38	3.5-12	1.0-10	1-6	1	3	3-5	.	.	
99	Nile LawrenceStample	12-11	21	12	33	3.5-20	2.5-18	.	1	
16	Jacob Pugh	12-4	18	12	30	3.0-10	3.0-10	.	1	2	.	.	.	
14	Javien Elliott	11-5	24	5	29	4.0-17	1.0-6	1-4	2	2	.	2	.	
1H	Tyler Hunter	11-1	10	14	24	0.5-0	.	1-0	.	.	1-0	.	.	
27	Marquez White	12-12	19	4	23	2.0-8	.	1-0	1	
20	Trey Marshall	6-6	14	7	21	1.0-12	1.0-12	.	1	
29	Nate Andrews	12-4	14	7	21	2.0-19	1.0-13	.	3	1	.	1	.	
4N	Giorgio Newberry	12-0	10	10	20	3.0-7	2.0-6	.	6	3	.	.	.	
90	Demarcus Christmas	12-1	4	15	19	0.5-2	0.5-2	.	2	
35	Lorenzo Phillips	12-0	7	4	11	1.5-3	
37	Keelin Smith	10-0	7	3	10	
22	Tyrell Lyons	2-0	6	2	8	0.5-1	
21	Chris Casher	7-0	2	5	7	0.5-1	
1M	Derrick Mitchell Jr.	9-0	1	5	6	.	.	.	1	2	.	.	.	
55	Fredrick Jones	9-0	1	4	5	1.0-2	
95	Keith Bryant	2-0	3	1	4	1.0-4	
98	Rick Leonard	12-0	3	1	4	1.5-3	
5M	Tarvarus McFadden	7-0	4	.	4	
30	Sh'Mar Kilby-Lane	10-0	2	1	3	
47	Stephen Gabbard	12-0	1	2	3	
26	Johnathan Vickers	9-0	2	1	3	
1W	A.J. Westbrook	5-0	1	1	2	0.5-0	
41	Lorenzo Featherston	4-0	.	2	2	0.5-0	
12	Arthur Williams	8-0	.	2	2	
28	Malique Jackson	7-0	2	.	2	
23	Freddie Stevenson	11-9	2	.	2	
3	Jesus Wilson	12-12	1	.	1	
87	Jared Jackson	7-0	.	1	1	
19	Roberto Aguayo	12-0	1	.	1	
85	Jeremy Kerr	10-0	1	.	1	
Total		12	458	340	798	69-267	30-177	7-104	44	27	7-44	10	1	
Opponents		12	461	276	737	63-305	23-201	5-8	30	33	5--1	6	1 1	

2015 GAME-BY-GAME STARTS

	TXSU	USF	BC	WF	UM	LOU	GT	SU	CLEM	NCSU	UTC	UF	UH
X	Whitfield	Rudolph	Rudolph	Rudolph	Rudolph	Rudolph	Rudolph	Rudolph	Whitfield	Rudolph	Rudolph	Rudolph	
LT	Johnson	Johnson	Johnson	Johnson	Johnson	Johnson	Johnson	Johnson	Johnson	Johnson	Johnson	Johnson	
LG	Are	Are	Are	Are	Mavety	Mavety	Mavety	Mavety	Mavety	Are	Are	Are	
C	Martinez	Martinez	Martinez	Hoefeld	Hoefeld	Hoefeld	Hoefeld	Eberle	Eberle	Eberle	Eberle	Eberle	
RG	Bell	Bell	Bell	Bell	Bell	Bell	Bell	Bell	Bell	Bell	Bell	Bell	
RT	Ruble	Ruble	Ruble	Kelly	Kelly	Kelly	Kelly	Ruble	Ruble	Mavety	Mavety	Mavety	
Y	Izzo (TE)	Izzo (TE)	Izzo (TE)	Izzo (TE)	Saunders (TE)	Izzo (TE)	Whitfield	Izzo (TE)	Izzo (TE)	Whitfield	Whitfield	Izzo (TE)	
Z	Wilson	Wilson	Wilson	Wilson	Wilson	Wilson	Wilson	Wilson	Wilson	Wilson	Wilson	Wilson	
QB	Golson	Golson	Golson	Golson	Golson	Golson	Golson	Maguire	Maguire	Golson	Maguire	Maguire	
FB	Stevenson	Stevenson	Saunders (TE)	Stevenson	Stevenson	Stevenson	Izzo (TE)	Stevenson	Stevenson	Stevenson	Izzo (TE)	Stevenson	
TB	Cook	Cook	Cook	Cook	Cook	Cook	Cook	Patrick	Cook	Cook	Cook	Cook	
PK	Aguayo	Aguayo	Aguayo	Aguayo	Aguayo	Aguayo	Aguayo	Aguayo	Aguayo	Aguayo	Aguayo	Aguayo	
DS	Gabbard	Gabbard	Gabbard	Gabbard	Gabbard	Gabbard	Gabbard	Gabbard	Gabbard	Gabbard	Gabbard	Gabbard	
HO	Beatty	Beatty	Beatty	Beatty	Beatty	Beatty	Beatty	Beatty	Beatty	Beatty	Beatty	Beatty	
KO	Aguayo	Aguayo	Aguayo	Aguayo	Aguayo	Aguayo	Aguayo	Aguayo	Aguayo	Aguayo	Aguayo	Aguayo	
P	Beatty	Beatty	Beatty	Beatty	Beatty	Beatty	Beatty	Beatty	Beatty	Beatty	Beatty	Beatty	
DT	Lawrence-Stample	Lawrence-Stample	Lawrence-Stample	Lawrence-Stample	Lawrence-Stample	Lawrence-Stample	Lawrence-Stample	Lawrence-Stample	Christmas	Lawrence-Stample	Lawrence-Stample	Lawrence-Stample	
NG	Nnadi	Nnadi	Nnadi	Nnadi	Nnadi	Nnadi	Nnadi	Nnadi	Nnadi	Nnadi	Nnadi	Nnadi	
DE	Walker	Walker	Walker	Walker	Walker	Walker	Walker	Walker	Walker	Walker	Walker	Walker	
WLB	Smith	Smith	Smith	Smith	Hoskins	Hoskins	Northrup	Northrup	Smith	Smith	Smith	Smith	
MLB	Northrup	Northrup	Hoskins	Hoskins	Northrup	Northrup	Hoskins	Hoskins	Northrup	Northrup	Northrup	Northrup	
SLB	T. Marshall	T. Marshall	T. Marshall	T. Marshall	Hunter (STAR)	T. Marshall	Pugh	Elliott (STAR)	Elliott (STAR)	Elliott (STAR)	Elliott (STAR)	Elliott (STAR)	
BUCK	Pugh	Pugh	Sweat	Sweat	Sweat	Pugh	Sweat	Sweat	Sweat	Sweat	Sweat	Sweat	
CB	Ramsey	Ramsey	Ramsey	Ramsey	Ramsey	Ramsey	Ramsey	Ramsey	Ramsey	Ramsey	Ramsey	Ramsey	
FS	Brutus	Brutus	Brutus	Brutus	Brutus	Brutus	Brutus	Brutus	Brutus	Brutus	Brutus	Brutus	
SS	Andrews	Andrews	Andrews	Andrews	T. Marshall	D. James	D. James	D. James	D. James	D. James	D. James	D. James	
CB	M. White	M. White	M. White	M. White	M. White	M. White	M. White	M. White	M. White	M. White	M. White	M. White	

CAREER STARTS LIST

Player	'12	'13	'14	'15	Ttl
Roberto Aguayo	-	14	14	12	40
Nate Andrews	-	1	13	4	18
Kareem Are	-	-	-	7	7
Cason Beatty	14	14	14	12	54
Wilson Bell	-	-	-	12	12
Lamarcus Brutus	-	-	-	12	12
Chris Casher	-	-	2	-	2
Demarcus Christmas	-	-	-	1	1
Dalvin Cook	-	-	3	11	14
Alec Eberle	-	-	-	5	5
Javien Elliott	-	-	-	5	5
Lorenzo Featherston	-	-	3	-	3
Everett Golson	-	-	-	8	8
Ryan Hoefeld	-	-	4	4	8
Ro'Derrick Hoskins	-	-	-	6	6
Tyler Hunter	3	3	14	1	21
Ryan Izzo	-	-	-	10	10
Derwin James	-	-	-	7	7
Roderick Johnson	-	-	5	12	17
Derrick Kelly	-	-	-	4	4
Ermon Lane	-	-	2	-	2
Nile Lawrence-Stample	-	6	2	11	19
Sean Maguire	-	-	1	4	5
Trey Marshall	-	-	-	6	6
Corey Martinez	-	-	-	3	3
Chad Mavety	-	-	-	8	8
Derrick Mitchell Jr.	-	-	10	-	10
Giorgio Newberry	-	1	-	-	1
Derrick Nnadi	-	-	-	12	12
Reggie Northrup	-	-	14	10	24
Jacques Patrick	-	-	-	1	1
Mario Pender	-	-	1	-	1
Jacob Pugh	-	-	-	4	4
Jalen Ramsey	-	14	14	12	40
Brock Ruble	-	-	-	5	5
Travis Rudolph	-	-	6	10	16
Mavin Saunders	-	-	-	2	2
Terrance Smith	-	10	10	8	28
Freddie Stevenson	-	-	7	9	16
Josh Sweat	-	-	-	9	9
Matthew Thomas	-	-	3	-	3
DeMarcus Walker	-	3	11	12	26
Marquez White	-	-	-	12	12
Kermit Whitfield	-	-	-	5	5
Jesus Wilson	-	-	8	12	20

(Bowl Games Included in Totals)

2015 GAME BY GAME CAPTAINS

TEXAS STATE	Jalen Ramsey
	Freddie Stevenson
	Terrance Smith
USF	Cason Beatty
	Lamarcus Brutus
	Jesus 'Bobo' Wilson
Boston College	Roderick Johnson
	Nile Lawrence-Stample
	DeMarcus Walker
Wake Forest	Lamarcus Brutus
	Derrick Mitchell, Jr.
	Freddie Stevenson
Miami	Lamarcus Brutus
	Ro'Derrick Hoskins
	Freddie Stevenson
Louisville	Tyler Hunter
	Giorgio Newberry
	Jesus 'Bobo' Wilson
Georgia Tech	Jalen Ramsey
	DeMarcus Walker
	Kermit Whitfield
Syracuse	Ro'Derrick Hoskins
	Nile Lawrence-Stample
	Jesus 'Bobo' Wilson
Clemson	Jalen Ramsey
	Terrance Smith
	Jesus 'Bobo' Wilson
NC State	Reggie Northrup
	DeMarcus Walker
	Jesus 'Bobo' Wilson
Chattanooga	Nile Lawrence-Stample
	Reggie Northrup
	Terrance Smith
Florida	Nile Lawrence-Stample
	Reggie Northrup
	Freddie Stevenson
Houston (Chick-fil-A Peach Bowl)	

FLORIDA STATE FOOTBALL

2015 GAME-BY-GAME PARTICIPATION

	Name	GP/GS	TXSU	USF	BC	WF	UM	LOU	GT	SU	CLEM	NCSU	UTC	UF	UH
19	Aguayo, R.	12/-	XXX	XXX	XXX	XXX	XXX	XXX	XXX	XXX	XXX	XXX	XXX	XXX	XXX
29	Andrews, N.	12/4	START	START	START	START	XXX	XXX	XXX	XXX	XXX	XXX	XXX	XXX	XXX
72	Are, K.	12/7	START	START	START	START	---	---	XXX	XXX	XXX	START	START	START	---
38	Beatty, C.	12/-	XXX	XXX	XXX	XXX	XXX	XXX	XXX	XXX	XXX	XXX	XXX	XXX	XXX
78	Bell, W.	12/12	START	START	START	START	START	START	START	START	START	START	START	START	---
18	Brewton, C.	3/-	---	---	---	---	---	---	---	XXX	---	---	XXX	XXX	---
42	Brutus, L.	12/12	START	START	START	START	START	START	START	START	START	START	START	START	---
95	Bryant, K.	2/-	XXX	---	---	---	---	---	---	---	---	---	XXX	---	---
11	Campbell	10/-	XXX	XXX	XXX	XXX	XXX	XXX	XXX	XXX	XXX	XXX	---	---	---
21	Casher, C.	7/-	XXX	---	---	XXX	XXX	---	XXX	XXX	XXX	XXX	---	---	---
90	Christmas, D.	12/1	XXX	XXX	XXX	XXX	XXX	XXX	XXX	XXX	START	XXX	XXX	XXX	---
2C	Clark, L.	1/-	---	---	---	---	---	---	---	---	---	---	XXX	---	---
4	Cook, D.	11/11	START	START	START	START	START	START	START	---	START	START	START	START	---
1C	Cosentino, J.J.	2/-	---	---	---	---	---	---	---	XXX	---	---	XXX	---	---
54	Eberle, A.	9/5	XXX	---	---	---	XXX	XXX	XXX	START	START	START	START	START	---
14	Elliott, J.	11/5	XXX	---	XXX	XXX	XXX	XXX	XXX	START	START	START	START	START	---
41	Featherston	5/-	---	---	---	---	XXX	XXX	XXX	---	---	---	XXX	XXX	---
62	Frith, E.	3/-	XXX	---	---	---	---	---	---	XXX	---	---	XXX	---	---
47	Gabbard, S.	12/-	XXX	XXX	XXX	XXX	XXX	XXX	XXX	XXX	XXX	XXX	XXX	XXX	---
6	Golson, E.	9/8	START	START	START	START	START	START	START	---	---	START	XXX	---	---
83	Griffith, C.	1/-	---	---	---	---	---	---	---	---	---	---	XXX	---	---
13	Harrison, J.	11/-	XXX	XXX	XXX	XXX	XXX	XXX	XXX	XXX	XXX	---	XXX	XXX	---
89	Henric, G.	1/-	---	---	---	---	---	---	---	---	---	---	XXX	---	---
49	Hernandez, J.	1/-	---	---	---	---	---	---	---	---	---	---	XXX	---	---
59	Hoefeld, R.	4/4	---	---	---	START	START	START	START	---	---	---	---	---	---
18	Hoskins, R.	11/6	XXX	XXX	START	START	START	START	START	---	XXX	XXX	XXX	---	---
1H	Hunter, T.	11/1	XXX	XXX	XXX	XXX	START	XXX	---	XXX	XXX	XXX	XXX	XXX	---
81	Izzo, R.	12/10	START	START	START	START	XXX	START	---	START	START	XXX	START	START	---
87	Jackson, J.	7/-	XXX	---	---	---	---	---	XXX	XXX	XXX	XXX	XXX	XXX	---
28	Jackson, M.	7/-	XXX	---	---	XXX	---	---	---	XXX	XXX	XXX	XXX	XXX	---
3J	James, D.	12/7	XXX	XXX	XXX	XXX	XXX	START	START	START	START	START	START	START	---
77	Johnson, R.	12/12	START	START	START	START	START	START	START	START	START	START	START	START	---
55	Jones, F.	8/-	XXX	XXX	---	---	---	XXX	---	XXX	XXX	XXX	XXX	XXX	---
74	Kelly, D.	6/4	XXX	---	XXX	START	START	START	---	---	---	---	---	---	---
69	Kernon, B.	1/-	---	---	---	---	---	---	---	---	---	---	XXX	---	---
85	Kerr, J.	10/-	XXX	XXX	XXX	XXX	XXX	---	---	XXX	XXX	XXX	XXX	XXX	---
30	Kilby-Lane, S.	10/-	XXX	---	---	XXX	XXX	XXX	XXX	XXX	XXX	XXX	XXX	XXX	---
82	LaCivita, B.	3/-	XXX	---	---	---	---	---	---	XXX	---	---	XXX	---	---
1	Lane, E.	12/-	XXX	XXX	XXX	XXX	XXX	XXX	XXX	XXX	XXX	XXX	XXX	XXX	---
99	Lawrence-Stample	12/11	START	START	START	START	START	START	START	START	START	START	START	START	---
98	Leonard, R.	12/-	XXX	XXX	XXX	XXX	XXX	XXX	XXX	XXX	XXX	XXX	XXX	XXX	---
1L	Lewis, M.	3/-	---	---	---	---	---	---	XXX	---	---	---	XXX	---	---
22	Lyons, T.	2/-	XXX	XXX	---	---	---	---	---	---	---	---	---	---	---
10	Maguire, S.	7/4	XXX	---	---	---	---	XXX	---	START	START	XXX	START	START	---
20	Marshall, T.	6/6	START	START	START	START	START	START	---	---	---	---	---	---	---
57	Martinez, C.	6/3	START	START	START	---	---	XXX	---	XXX	---	---	---	---	---
5C	Mavety, C.	9/8	---	---	---	XXX	START	START	START	START	START	START	START	START	---
5M	McFadden, T.	7/-	XXX	---	---	---	---	XXX	XXX	XXX	XXX	---	XXX	XXX	---
70	Minshev, C.	1/-	---	---	---	---	---	XXX	---	---	---	---	---	---	---
1M	Mitchell, D.	9/-	XXX	XXX	XXX	XXX	XXX	XXX	XXX	XXX	XXX	---	---	---	---
8M	Motlow, J.	2/-	XXX	---	---	---	---	---	---	---	---	---	XXX	---	---
80	Murray, N.	3/-	---	---	---	---	---	---	---	XXX	---	---	XXX	---	---
4N	Newberry, G.	12/-	XXX	XXX	XXX	XXX	XXX	XXX	XXX	XXX	XXX	XXX	XXX	XXX	---
91	Nnadi, D.	12/12	START	START	START	START	START	START	START	START	START	START	START	START	---
5	Northrup, R.	12/10	START	START	XXX	XXX	START	START	START	START	START	START	START	START	---
9S	Patrick, J.	8/1	XXX	---	---	XXX	---	XXX	---	START	XXX	XXX	XXX	XXX	---
40	Patti, N.	5/-	XXX	---	---	---	---	---	---	XXX	XXX	---	XXX	XXX	---
7	Pender, M.	3/-	XXX	XXX	XXX	---	---	---	---	---	---	---	---	---	---
53	Peters, J.	3/-	XXX	---	---	---	---	---	---	XXX	---	---	XXX	---	---
5P	Phillips, D.	9/-	XXX	---	XXX	XXX	XXX	XXX	XXX	XXX	XXX	---	XXX	---	---
35	Phillips, L.	12/-	XXX	XXX	XXX	XXX	XXX	XXX	XXX	XXX	XXX	XXX	XXX	XXX	---
33	Plante, C.	4/-	XXX	---	---	---	---	---	---	XXX	---	---	XXX	---	---
16	Pugh, J.	12/4	START	START	XXX	XXX	XXX	START	START	XXX	XXX	XXX	XXX	XXX	---
8	Ramsey, J.	12/12	START	START	START	START	START	START	START	START	START	START	START	START	---
71	Ruble, B.	8/5	START	START	START	XXX	---	XXX	---	START	START	---	XXX	---	---
15	Rudolph, T.	12/10	XXX	START	START	START	START	START	START	START	XXX	START	START	START	---
88	Saunders, M.	8/2	XXX	XXX	START	---	START	XXX	XXX	XXX	XXX	---	---	---	---
97	Smallwood, I.	2/-	XXX	---	---	---	---	---	---	---	---	---	---	---	---
37	Smith, K.	10/-	XXX	---	---	XXX	XXX	XXX	XXX	XXX	XXX	XXX	XXX	XXX	---
24	Smith, T.	8/8	START	START	START	START	---	---	---	---	START	START	START	START	---
23	Stevenson, F.	11/9	START	START	XXX	START	START	START	XXX	START	START	START	START	START	---
9	Sweat, J.	12/9	XXX	XXX	START	START	START	START	XXX	START	START	START	START	START	---
1T	Tate, A.	5/-	XXX	---	---	---	XXX	---	---	---	---	XXX	XXX	XXX	---
26	Vickers, J.	9/-	XXX	XXX	XXX	XXX	XXX	XXX	XXX	XXX	---	---	---	---	---
44	Walker, D.	12/12	START	START	START	START	START	START	START	START	START	START	START	START	---
1W	Westbrook, A.J.	5/-	---	---	---	---	---	---	---	XXX	XXX	XXX	XXX	XXX	---
66	Weeks, K.	10/-	XXX	---	---	XXX	XXX	XXX	XXX	XXX	XXX	XXX	XXX	XXX	---
27	White, M.	12/12	START	START	START	START	START	START	START	START	START	START	START	START	---
8W	Whitfield, K.	12/5	START	XXX	XXX	XXX	XXX	XXX	START	XXX	START	START	START	START	---
12	Williams, A.	8/-	XXX	---	---	---	---	---	XXX	XXX	XXX	XXX	XXX	XXX	---
32	Williams, S.	1/-	---	---	---	---	---	---	---	---	---	---	XXX	---	---
3	Wilson, J.	12/12	START	START	START	START	START	START	START	START	START	START	START	START	---
46	Young, J.	1/-	---	---	---	---	---	---	---	---	---	---	XXX	---	---

FLORIDA STATE FOOTBALL

2015 GAME-BY-GAME TEAM STATISTICS

Date	Opponent	Rushing				Receiving				Passing				Kick Returns				Punt Returns				tot off
		no.	yds	td	lg	no.	yds	td	lg	cmp-att-int	yds	td	lg	no.	yds	td	lg	no.	yds	td	lg	
Sep 05	TEXAS STATE	41	266	3	36	25	370	5	55	25-32-0	370	5	55	3	127	0	59	5	21	0	18	636
Sep 12	USF	46	278	3	74	14	163	1	23	14-26-0	163	1	23	2	56	0	56	6	40	0	18	441
Sep 18	at Boston College	33	98	0	28	15	119	1	26	15-24-0	119	1	26	1	17	0	17	4	-7	0	3	217
Oct 03	at Wake Forest	21	127	2	94	20	202	1	51	20-31-0	202	1	51	5	129	0	57	0	0	0	0	329
Oct 10	MIAMI	36	248	2	72	25	291	1	37	25-33-0	291	1	37	2	30	0	16	1	3	0	3	539
Oct 17	LOUISVILLE	32	133	2	54	27	377	3	70	27-39-0	377	3	70	1	13	0	13	1	0	0	0	510
Oct 24	at Georgia Tech	24	70	1	17	20	210	0	22	20-31-1	210	0	22	0	0	0	0	1	1	0	1	280
Oct 31	SYRACUSE	34	221	3	28	25	354	3	75	25-38-0	354	3	75	1	19	0	19	2	9	0	5	575
Nov 07	at Clemson	30	197	1	75	16	164	0	25	16-29-1	164	0	25	4	91	0	44	1	1	0	1	361
Nov 14	NC STATE	38	196	2	30	23	283	2	45	23-37-3	283	2	45	0	0	0	0	5	41	0	21	479
Nov 21	CHATTANOOGA	37	193	5	30	17	235	2	33	17-23-0	235	2	33	2	56	0	28	3	12	0	8	428
Nov 28	at Florida	30	144	2	32	14	160	1	45	14-28-0	160	1	45	0	0	0	0	3	0	0	2	304
Florida State		402	2171	26	94	241	2928	20	75	241-371-5	2928	20	75	21	538	0	59	32	121	0	21	5099
		440	1702	7	60	224	2230	12	71	224-397-7	2230	12	71	32	520	0	34	18	189	1	59	3932

Games played: 12
 Avg per rush: 5.4
 Avg per catch: 12.1
 Pass efficiency: 146.35
 Kick ret avg: 25.6
 Punt ret avg: 3.8
 All purpose avg/game: 488.5
 Total offense avg/gm: 424.9

Date	Opponent	Tackles				Sacks no-yds	Fumble		Pass Defense			Blkd kick	PAT Attempts			saf	pts	
		ua	a	total	tfl-yds		ff	fr-yds	int-yds	qbh	brup		kick	rush	rcv			
Sep 05	TEXAS STATE	39	34	73	6.0-21	1.0-12	1	1-3	0-0	3	3	0	8-8	0	0	0	0	59
Sep 12	USF	33	22	55	6.0-16	3.0-8	0	0-0	1-0	1	5	0	4-4	0	0	0	0	34
Sep 18	at Boston College	47	10	57	9.0-28	2.0-14	1	1-36	1-0	0	3	0	2-2	0	0	0	0	14
Oct 03	at Wake Forest	34	46	80	2.0-8	2.0-8	1	1-0	1-0	7	2	0	3-3	0	0	0	0	24
Oct 10	MIAMI	34	16	50	3.0-12	2.0-10	1	0-0	0-0	4	5	0	2-2	0	0	0	0	29
Oct 17	LOUISVILLE	40	16	56	6.0-30	5.0-27	1	1-0	1-4	3	4	0	5-5	0	0	0	0	41
Oct 24	at Georgia Tech	43	16	59	6.0-22	1.0-10	0	0-0	2-63	0	3	0	1-1	0	0	0	0	16
Oct 31	SYRACUSE	34	36	70	6.0-22	2.0-9	1	1-5	0-0	2	1	0	6-6	0	0	0	0	45
Nov 07	at Clemson	42	44	86	4.0-13	2.0-7	0	0-0	0-0	0	5	0	1-1	0	0	0	0	13
Nov 14	NC STATE	36	32	68	8.0-30	4.0-21	2	1-0	0-0	3	6	0	4-4	0	0	0	0	34
Nov 21	CHATTANOOGA	40	28	68	6.0-24	1.0-13	1	1-0	1-37	1	1	0	7-7	0	0	0	0	52
Nov 28	at Florida	36	40	76	7.0-41	5.0-38	1	0-0	0-0	3	6	1	3-3	0	0	0	0	27
Florida State		458	340	798	69.0-267	30.0-177	10	7-44	7-104	27	44	1	46-46	0	0	0	0	388
		461	276	737	63.0-305	23.0-201	6	5-1	5-8	33	30	1	19-20	0	0	0	1	189

Date	Opponent	Punting						Field Goals				Kickoffs						
		no.	yds	avg	long	blkd	tb	fc	50+	i20	md-att	long	blkd	no.	yds	avg	tb	ob
Sep 05	TEXAS STATE	3	109	36.3	44	0	0	1	0	0	1-1	22	0	10	636	63.6	5	2
Sep 12	USF	7	284	40.6	46	0	0	5	0	1	2-2	38	0	7	446	63.7	3	0
Sep 18	at Boston College	7	366	52.3	58	0	0	2	5	4	0-1	0	0	3	194	64.7	1	0
Oct 03	at Wake Forest	5	172	34.4	44	0	0	1	0	1	1-1	25	0	5	307	61.4	2	0
Oct 10	MIAMI	3	145	48.3	59	0	1	1	2	2	3-4	32	0	7	437	62.4	4	0
Oct 17	LOUISVILLE	4	156	39.0	60	0	1	0	1	2	2-2	43	0	8	484	60.5	2	1
Oct 24	at Georgia Tech	4	200	50.0	52	0	0	1	3	2	3-4	38	1	4	249	62.2	3	0
Oct 31	SYRACUSE	6	279	46.5	64	0	1	1	2	0	1-2	35	0	8	515	64.4	5	1
Nov 07	at Clemson	6	265	44.2	54	0	0	3	1	2	2-2	41	0	4	242	60.5	2	0
Nov 14	NC STATE	2	86	43.0	47	0	0	2	0	2	2-2	40	0	7	441	63.0	5	0
Nov 21	CHATTANOOGA	2	89	44.5	52	0	0	1	1	2	1-1	18	0	9	555	61.7	6	0
Nov 28	at Florida	7	333	47.6	60	0	0	2	3	3	2-2	51	0	7	460	65.7	5	0
Florida State		56	2484	44.4	64	0	3	20	18	21	20-24	51	1	79	4966	62.9	43	4
		78	3295	42.2	62	0	6	24	15	30	14-16	53	1	46	2741	59.6	22	2

FLORIDA STATE FOOTBALL

2015 GAME-BY-GAME OPPONENT STATISTICS

Date	Opponent	Rushing				Receiving				Passing				Kick Returns				Punt Returns				tot off
		no.	yds	td	lg	no.	yds	td	lg	cmp-att-int	yds	td	lg	no.	yds	td	lg	no.	yds	td	lg	
Sep 05	TEXAS STATE	33	132	1	26	26	168	1	25	26-42-0	168	1	25	3	51	0	20	1	10	0	10	300
Sep 12	USF	36	149	0	23	12	125	2	71	12-24-1	125	2	71	4	99	0	34	2	46	0	46	274
Sep 18	at Boston College	43	139	0	18	5	56	0	20	5-15-1	56	0	20	2	47	0	24	3	25	0	13	195
Oct 03	at Wake Forest	36	142	0	18	27	215	1	23	27-43-1	215	1	23	3	38	0	14	1	7	0	7	357
Oct 10	MIAMI	19	20	0	6	29	405	3	58	29-49-0	405	3	58	3	29	0	19	1	0	0	0	425
Oct 17	LOUISVILLE	30	99	0	17	20	307	3	48	20-35-1	307	3	48	5	76	0	33	0	0	0	0	406
Oct 24	at Georgia Tech	49	261	1	60	4	67	0	36	4-10-2	67	0	36	1	1	0	1	3	13	0	9	328
Oct 31	SYRACUSE	42	173	2	12	12	130	0	62	12-25-0	130	0	62	2	32	0	17	4	83	1	59	303
Nov 07	at Clemson	42	215	1	25	28	297	1	38	28-43-0	297	1	38	2	26	0	14	1	-3	0	0	512
Nov 14	NC STATE	31	79	1	14	28	218	1	16	28-49-0	218	1	16	2	36	0	27	0	0	0	0	297
Nov 21	CHATTANOOGA	39	165	1	24	14	108	0	25	14-23-1	108	0	25	3	49	0	19	0	0	0	0	273
Nov 28	at Florida	40	128	0	22	19	134	0	15	19-39-0	134	0	15	2	36	0	22	2	8	0	5	262
Opponents		440	1702	7	60	224	2230	12	71	224-397-7	2230	12	71	32	520	0	34	18	189	1	59	3932
		402	2171	26	94	241	2928	20	75	241-371-5	2928	20	75	21	538	0	59	32	121	0	21	5099

Games played: 12
 Avg per rush: 3.9
 Avg per catch: 10.0
 Pass efficiency: 110.06
 Kick ret avg: 16.2
 Punt ret avg: 10.5
 All purpose avg/game: 387.4
 Total offense avg/gm: 327.7

Date	Opponent	Tackles				Sacks		Fumble		Pass Defense			Blkd		PAT Attempts			
		ua	a	total	tfl-yds	no-yds	ff	fr-yds	int-yds	qbh	brup	kick	kick	kick	rush	rcv	saf	pts
Sep 05	TEXAS STATE	43	30	73	4.0-23	2.0-11	0	1-0	0-0	0	2	0	0	1-2	0	0	0	16
Sep 12	USF	46	26	72	7.0-37	3.0-31	1	0-0	0-0	3	3	0	2-2	0	0	0	14	
Sep 18	at Boston College	41	16	57	8.0-39	2.0-21	0	0-0	0-0	3	0	0	0-0	0	0	0	0	
Oct 03	at Wake Forest	25	30	55	6.0-37	3.0-28	0	0-0	0-0	3	3	0	1-1	0	0	0	16	
Oct 10	MIAMI	44	20	64	4.0-17	1.0-11	0	0-0	0-0	1	2	0	3-3	0	0	0	24	
Oct 17	LOUISVILLE	41	14	55	7.0-36	2.0-22	0	0-0	0-0	9	1	0	3-3	0	0	0	21	
Oct 24	at Georgia Tech	33	20	53	4.0-21	3.0-17	0	0-0	1-0	0	2	1	1-1	0	0	0	22	
Oct 31	SYRACUSE	45	18	63	5.0-20	1.0-9	0	0-0	0-0	0	4	0	3-3	0	0	0	21	
Nov 07	at Clemson	35	24	59	4.0-22	2.0-17	1	1-1	1-0	4	4	0	2-2	0	0	0	23	
Nov 14	NC STATE	43	24	67	4.0-12	1.0-8	2	2-0	3-8	5	1	0	2-2	0	0	0	17	
Nov 21	CHATTANOOGA	41	20	61	4.0-8	1.0-2	1	1-0	0-0	3	3	0	1-1	0	0	0	13	
Nov 28	at Florida	24	34	58	6.0-33	2.0-24	1	0-0	0-0	2	5	0	0-0	0	0	1	2	
Opponents		461	276	737	63.0-305	23.0-201	6	5-1	5-8	33	30	1	19-20	0	0	1	189	
		458	340	798	69.0-267	30.0-177	10	7-44	7-104	27	44	1	46-46	0	0	0	388	

Date	Opponent	Punting										Field Goals			Kickoffs				
		no.	yds	avg	long	blkd	tb	fc	50+	i20	md-att	long	blkd	no.	yds	avg	tb	ob	
Sep 05	TEXAS STATE	7	326	46.6	57	0	0	1	2	3	1-1	26	0	4	259	64.8	1	0	
Sep 12	USF	10	445	44.5	56	0	1	2	4	4	0-0	0	0	3	154	51.3	1	0	
Sep 18	at Boston College	7	335	47.9	57	0	2	0	3	1	0-0	0	0	1	65	65.0	0	0	
Oct 03	at Wake Forest	4	141	35.2	47	0	0	1	0	2	3-3	34	0	5	283	56.6	0	0	
Oct 10	MIAMI	6	248	41.3	47	0	0	4	0	1	1-1	30	0	5	290	58.0	2	1	
Oct 17	LOUISVILLE	4	136	34.0	43	0	0	3	0	3	0-0	0	0	4	245	61.2	3	0	
Oct 24	at Georgia Tech	3	115	38.3	44	0	0	2	0	1	3-3	53	0	5	325	65.0	5	0	
Oct 31	SYRACUSE	9	404	44.9	62	0	2	1	3	5	0-0	0	0	4	217	54.2	2	0	
Nov 07	at Clemson	6	228	38.0	45	0	0	3	0	3	3-3	34	0	6	350	58.3	2	0	
Nov 14	NC STATE	8	313	39.1	45	0	0	2	0	3	1-1	31	0	4	260	65.0	4	0	
Nov 21	CHATTANOOGA	5	186	37.2	46	0	0	1	0	1	2-2	29	0	4	228	57.0	1	1	
Nov 28	at Florida	9	418	46.4	53	0	1	4	3	3	0-2	0	1	1	65	65.0	1	0	
Opponents		78	3295	42.2	62	0	6	24	15	30	14-16	53	1	46	2741	59.6	22	2	
		56	2484	44.4	64	0	3	20	18	21	20-24	51	1	79	4966	62.9	43	4	

FLORIDA STATE FOOTBALL

2015 GAME-BY-GAME INDIVIDUAL STATISTICS

#6 Golson, E.	Comp	Att	Int	Pct	Yards	TD	Long	Sacked	Effic
Texas State	19	25	0	76.0	302	4	55	2-11	230.27
USF	14	26	0	53.8	163	1	23	3-31	119.20
Boston College	15	24	0	62.5	119	1	26	2-21	117.90
Wake Forest	20	31	0	64.5	202	1	51	3-28	129.90
Miami	25	33	0	75.8	291	1	37	1-11	159.83
Louisville	26	38	0	68.4	372	3	70	2-22	176.71
Georgia Tech	20	30	1	66.7	210	0	22	3-17	118.80
NC State	5	9	2	55.6	52	0	25	1-8	59.64
Chattanooga	3	3	0	100.0	67	0	32	1-2	287.60
TOTALS	147	219	3	67.1	1778	11	70	18-151	149.16

#10 Maguire, S.	Comp	Att	Int	Pct	Yards	TD	Long	Sacked	Effic
Texas State	6	7	0	85.7	68	1	24	0-0	214.46
Louisville	1	1	0	100.0	5	0	5	0-0	142.00
Syracuse	23	35	0	65.7	348	3	75	1-9	177.52
Clemson	16	29	1	55.2	164	0	25	2-17	95.78
NC State	18	28	1	64.3	231	2	45	0-0	150.01
Chattanooga	12	17	0	70.6	152	2	33	0-0	184.52
Florida	14	28	0	50.0	160	1	45	2-24	109.79
TOTALS	90	145	2	62.1	1128	9	75	5-50	145.14

#1C Cosentino, J.	Comp	Att	Int	Pct	Yards	TD	Long	Sacked	Effic
Syracuse	2	3	0	66.7	6	0	7	0-0	83.47
Chattanooga	2	3	0	66.7	16	0	12	0-0	111.47
TOTALS	4	6	0	66.7	22	0	12	0-0	97.47

RUSHING	No-Yds/TD	TXST	USF	BC	WF	UM	LOU	GT	SU	CU	ST	UTC	UF
Cook, D. RB	211-1658/18	19-156/2	30-266/3	15-54/0	2-94/1	22-222/2	22-163/2	17-82/1	DNP	21-194/1	22-138/2	15-106/2	26-183/2
Patrick, J. RB	62-315/5	3-13/0	DNP	DNP	-	DNP	3--1/0	DNP	24-162/3	4-10/0	12-54/0	16-77/2	-
Pender, M. RB	30-140/1	14-92/1	7-29/0	9-19/0	DNP	DNP	DNP	DNP	DNP	DNP	DNP	DNP	DNP
Vickers, J. RB	23-111/1	-	-	-	10-33/1	5-14/0	-	-	8-64/0	DNP	DNP	DNP	-
Whitfield, K. WR	5-29/0	-	-	2-19/0	-	-	1--1/0	-	-	2-11/0	-	-	-
Williams, S. RB	4-10/0	DNP	DNP	DNP	DNP	DNP	DNP	DNP	DNP	DNP	DNP	4-10/0	DNP
Stevenson, F. FB	3-9/0	1-6/0	-	1-1/0	-	1-2/0	-	-	-	-	-	DNP	-
Wilson, J. WR	2-6/0	-	-	-	-	-	-	-	-	-	1-4/0	-	1-2/0
Plante, C. FB	1-2/1	-	DNP	DNP	DNP	DNP	DNP	DNP	-	DNP	-	1-2/1	DNP
TEAM	8--12/0	DNP	1--2/0	DNP	2--4/0	2--4/0	1-0/0	-	-	1--1/0	-	DNP	1--1/0
Golson, E. QB	47--35/0	4--1/0	8--15/0	6-5/0	7-4/0	6-14/0	5--28/0	7--12/0	DNP	DNP	3-0/0	1--2/0	DNP
Maguire, S. QB	6--62/0	-	DNP	DNP	DNP	DNP	DNP	DNP	2--5/0	2--17/0	-	-	2--40/0

RECEIVING	No-Yds/TD	TXST	USF	BC	WF	UM	LOU	GT	SU	CU	ST	UTC	UF
Whitfield, K. WR	53-742/6	1-35/0	2-19/0	4-52/0	4-24/1	9-95/0	9-172/1	6-61/0	2-3/0	3-21/0	6-117/2	5-91/2	2-52/0
Rudolph, T. WR	52-715/6	4-44/1	6-55/0	4-33/1	6-69/0	3-38/0	5-38/1	2-33/0	5-191/3	6-86/0	6-54/0	4-52/0	1-22/0
Wilson, J. WR	50-554/2	3-53/1	3-54/1	4-31/0	5-77/0	5-41/0	4-50/0	3-32/0	6-69/0	3-27/0	7-78/0	2-4/0	5-38/0
Cook, D. RB	22-218/1	1-13/0	-	2-3/0	1-8/0	3-47/1	4-60/0	4-50/0	DNP	1-4/0	2-17/0	1-5/0	3-11/0
Izzo, R. TE	13-177/2	2-21/1	-	-	1-8/0	1-37/0	2-14/1	2-27/0	-	1-17/0	2-17/0	-	2-36/0
Harrison, J. WR	6-129/1	2-77/1	2-20/0	-	-	-	-	-	-	1-8/0	DNP	1-24/0	-
Murray, N. WR	6-65/0	DNP	DNP	DNP	DNP	DNP	DNP	DNP	2-6/0	DNP	-	4-59/0	DNP
Patrick, J. RB	6-62/0	-	DNP	DNP	-	DNP	-	DNP	6-62/0	-	-	-	-
Saunders, M. TE	6-52/0	1-5/0	-	1-0/0	DNP	3-26/0	1-21/0	-	-	-	DNP	DNP	DNP
Stevenson, F. FB	8-51/0	1-2/0	1-15/0	-	-	-	2-22/0	2-1/0	1-10/0	1-1/0	-	DNP	-
Lane, E. WR	6-50/0	2-23/0	-	-	1-7/0	1-7/0	-	1-6/0	1-7/0	-	-	-	-
Campbell, G. WR	3-42/0	3-42/0	-	-	-	-	-	-	-	-	-	DNP	DNP
Vickers, J. RB	5-39/1	1-24/1	-	-	2-9/0	-	-	-	2-6/0	DNP	DNP	DNP	-
Pender, M. RB	3-34/0	3-34/0	-	-	DNP	DNP	DNP	DNP	DNP	DNP	DNP	DNP	DNP
Kerr, J. TE	1-1/1	-	-	-	-	-	DNP	DNP	-	-	-	-	1-1/1
Phillips, D. WR	1--3/0	1--3/0	DNP	-	-	-	-	-	-	-	DNP	-	DNP

ALL-PURPOSE YARDS	Total	TXST	USF	BC	WF	UM	LOU	GT	SU	CU	ST	UTC	UF
Cook, D.	1876	169	266	57	102	269	223	132	DNP	198	155	111	194
Whitfield, K.	1192	125	75	71	135	125	184	61	3	123	117	121	52
Rudolph, T.	714	43	55	33	69	38	38	33	191	86	54	52	22
Wilson, J.	665	75	94	24	77	44	50	33	73	28	123	4	40
Patrick, J.	377	13	DNP	DNP	-	DNP	-1	DNP	224	10	54	77	-
Izzo, R.	177	21	-	-	8	37	14	27	-	17	17	-	36
Pender, M.	174	126	29	19	DNP	DNP	DNP	DNP	DNP	DNP	DNP	DNP	DNP
Vickers, J.	150	24	-	-	42	14	-	70	DNP	DNP	DNP	DNP	-
Harrison, J.	148	77	20	-	-	-	-	19	8	DNP	24	-	-
Brutus, L.	94	-	-	-	-	-	-	57	-	-	-	37	-
Stevenson, F.	78	8	15	1	18	2	22	1	10	1	-	DNP	-
Murray, N.	76	DNP	DNP	DNP	DNP	DNP	DNP	DNP	11	DNP	-	65	DNP
Ramsey, J.	60	37	-	17	-	-	-	-	-	-	-	6	-
Saunders, M.	52	5	-	-	DNP	26	21	-	-	-	DNP	DNP	DNP
Lane, E.	50	23	-	-	7	7	-	6	7	-	-	-	-
Campbell, G.	42	42	-	-	-	-	-	-	-	-	-	DNP	DNP
McFadden, T.	26	-	DNP	DNP	DNP	DNP	-	-	-	-	DNP	26	-
Williams, S.	10	DNP	DNP	DNP	DNP	DNP	DNP	DNP	DNP	DNP	DNP	10	DNP
Sweat, J.	6	-	-	-	-	-	-	6	-	-	-	-	-
Elliott, J.	4	-	DNP	-	-	-	4	-	-	-	-	-	-
Plante, C.	2	-	DNP	DNP	DNP	DNP	DNP	DNP	-	DNP	-	2	DNP
Kerr, J.	1	-	-	-	-	-	DNP	DNP	-	-	-	-	1
Phillips, D.	-3	-3	DNP	-	-	-	-	-	-	-	DNP	-	DNP
TEAM	-12	-	-2	-	-4	-4	-	-	-	-1	-	-	-1
Golson, E.	-35	-1	-15	5	4	14	-28	-12	DNP	DNP	-	-2	DNP
Maguire, S.	-62	-	DNP	DNP	DNP	DNP	-	DNP	-5	-17	-	-	-40

FLORIDA STATE FOOTBALL

2015 GAME-BY-GAME INDIVIDUAL DEFENSE

Total Tackles	UA-A	Total	TXST	USF	BC	WF	UM	LOU	GT	SU	CU	ST	UTC	UF
Northrup, R. LB	41-46	87	2-3	2-3	5-1	5-5	2-5	2-3	4-1	6-6	6-8	2-2	2-3	3-6
James, D. DB	43-34	77	0-1	1-0	-	2-4	6-1	3-3	4-2	7-5	5-4	4-6	7-3	4-5
Brutus, L. DB	41-18	59	4-3	1-0	3-1	4-2	5-0	6-0	2-1	1-1	4-3	4-3	2-2	5-2
Smith, T. LB	31-22	53	3-4	1-1	5-1	0-1	DNP	DNP	DNP	DNP	5-7	7-2	5-2	5-4
Hoskins, R. LB	31-21	52	1-1	5-2	6-1	3-5	3-1	2-3	4-3	3-2	0-1	1-1	3-1	DNP
Walker, D. DE	23-22	45	1-1	1-1	2-0	1-4	3-0	2-0	3-0	3-4	2-3	1-3	1-0	3-6
Ramsey, J. DB	31-12	43	3-1	-	5-1	2-2	3-1	3-1	3-0	3-0	5-4	1-1	-	3-1
Nnadi, D. DT	17-25	42	1-0	1-3	3-0	1-3	-	1-1	4-1	2-7	2-4	0-1	0-1	2-4
Sweat, J. DE	19-19	38	2-1	2-1	0-3	0-2	1-0	2-1	4-2	1-1	4-2	1-2	-	2-4
LawrenceStample DT	21-12	33	2-0	0-1	3-2	2-1	2-1	4-0	4-1	-	0-1	1-2	-	3-3
Pugh, J. LB	18-12	30	1-2	6-1	2-0	0-3	-	6-1	2-0	-	1-1	-	0-3	0-1
Elliott, J. DB	24-5	29	1-0	DNP	1-0	-	-	2-0	5-0	1-3	4-0	7-1	1-0	2-1
Hunter, T. DB	10-14	24	1-4	1-1	-	1-1	4-4	2-1	DNP	-	-	1-1	0-1	0-1
White, M. DB	19-4	23	2-1	2-0	2-0	2-1	2-0	1-1	-	1-0	2-1	1-0	2-0	2-0
Andrews, N. DB	14-7	21	0-1	1-2	2-0	1-1	1-0	0-1	-	2-0	1-0	2-1	3-1	1-0
Marshall, T. DB	14-7	21	2-2	3-1	1-0	7-4	1-0	-	DNP	DNP	DNP	DNP	DNP	DNP
Newberry, G. DT	10-10	20	1-0	2-1	2-0	1-3	0-2	1-0	1-0	1-0	1-1	0-2	0-1	-
Christmas, D. DT	4-15	19	0-1	1-0	2-0	0-1	1-0	-	0-4	0-2	0-4	0-2	-	0-1
Phillips, L. LB	7-4	11	2-2	1-1	-	-	-	-	-	-	-	1-0	3-1	-
Smith, K. DB	7-3	10	2-0	DNP	DNP	2-0	0-1	2-0	-	-	-	1-1	0-1	-
Lyons, T. DB	6-2	8	5-2	1-0	DNP	DNP	DNP	DNP	DNP	DNP	DNP	DNP	DNP	DNP
Casher, C. DE	2-5	7	0-2	DNP	DNP	0-1	-	DNP	1-0	1-1	-	0-1	DNP	DNP
Mitchell Jr, D. DT	1-5	6	-	0-2	1-0	0-1	-	-	-	0-2	-	DNP	DNP	DNP
Jones, F. DT	1-4	5	0-1	-	DNP	DNP	-	-	DNP	0-2	-	-	0-1	1-0
McFadden, T. DB	4-0	4	1-0	DNP	DNP	DNP	DNP	-	-	-	-	DNP	3-0	-
Leonard, R. DE	3-1	4	-	-	-	-	-	-	-	-	-	-	3-1	-
Bryant, K. DT	3-1	4	-	DNP	DNP	DNP	DNP	DNP	DNP	DNP	DNP	DNP	3-1	DNP
Vickers, J.	2-1	3	-	1-1	1-0	-	-	-	-	-	DNP	DNP	DNP	-
Kilby-Lane, S. LB	2-1	3	-	DNP	DNP	0-1	-	-	-	1-0	-	-	1-0	-
Gabbar, S.	1-2	3	-	-	-	-	-	-	1-1	-	-	-	-	0-1
Featherston, L. DE	0-2	2	DNP	DNP	DNP	DNP	-	-	-	DNP	DNP	DNP	0-2	DNP
Jackson, M. DB	2-0	2	2-0	DNP	DNP	-	DNP	DNP	DNP	-	-	-	-	-
Westbrook, A. DB	1-1	2	DNP	DNP	DNP	DNP	DNP	DNP	DNP	-	-	-	1-1	-
Williams, A. DT	0-2	2	0-1	DNP	DNP	DNP	DNP	-	-	-	-	-	0-1	-
Stevenson, F.	2-0	2	-	-	-	-	-	-	1-0	1-0	-	-	DNP	-
Wilson, J.	1-0	1	-	-	-	-	-	-	-	-	-	1-0	-	-
Kerr, J.	1-0	1	-	-	1-0	-	-	DNP	DNP	-	-	-	-	-
Jackson, J.	0-1	1	-	DNP	DNP	DNP	DNP	DNP	-	-	-	-	0-1	-
Aguayo, R.	1-0	1	-	-	-	-	-	1-0	-	-	-	-	-	-

SACKS	UA-A	Total	TXST	USF	BC	WF	UM	LOU	GT	SU	CU	ST	UTC	UF
Walker, D. DE	8-5	10.5	-	-	-	1.5-6	2.0-10	1.0-2	-	1.5-7	-	2.0-11	-	2.5-22
James, D. DB	2-3	3.5	-	1.0-4	-	-	-	1.0-10	-	-	-	1.0-6	-	0.5-3
Pugh, J. LB	3-0	3.0	-	1.0-2	-	-	-	2.0-8	-	-	-	-	-	-
LawrenceStample DT	2-1	2.5	-	-	1.0-8	-	-	1.0-7	-	-	0.5-3	-	-	-
Nnadi, D. DT	1-2	2.0	-	-	1.0-6	-	-	-	-	0.5-2	0.5-2	-	-	-
Newberry, G. DT	1-2	2.0	-	1.0-2	-	0.5-2	-	-	-	-	-	0.5-2	-	-
Smith, T. LB	1-0	1.0	-	-	-	-	DNP	DNP	DNP	DNP	-	-	-	1.0-7
Elliott, J. DB	1-0	1.0	-	DNP	-	-	-	-	-	-	-	-	-	1.0-6
Sweat, J. DE	1-0	1.0	-	-	-	-	-	-	1.0-10	-	-	-	-	-
Andrews, N. DB	1-0	1.0	-	-	-	-	-	-	-	-	-	1.0-13	-	-
Marshall, T. DB	1-0	1.0	1.0-12	-	-	-	-	-	DNP	DNP	DNP	DNP	DNP	DNP
Ramsey, J. DB	1-0	1.0	-	-	-	-	-	-	-	-	1.0-2	-	-	-
Christmas, D. DT	0-1	0.5	-	-	-	-	-	-	-	-	-	0.5-2	-	-

TACKLES FOR LOSS	UA-A	Total	TXST	USF	BC	WF	UM	LOU	GT	SU	CU	ST	UTC	UF
Walker, D. DE	13-5	15.5	-	-	1.0-1	1.5-6	2.0-10	1.0-2	1.0-2	2.5-8	1.0-2	2.0-11	-	3.5-23
James, D. DB	6-3	7.5	-	1.0-4	-	-	-	1.0-10	1.0-3	2.0-6	-	1.0-6	1.0-3	0.5-3
Hoskins, R. LB	6-1	6.5	0.5-1	2.0-3	1.0-1	-	1.0-2	-	2.0-2	-	-	-	-	DNP
Smith, T. LB	4-1	4.5	-	-	3.5-11	-	DNP	DNP	DNP	DNP	-	-	-	1.0-7
Elliott, J. DB	4-0	4.0	-	DNP	-	-	-	-	1.0-5	-	-	2.0-6	-	1.0-6
Sweat, J. DE	2-3	3.5	-	-	1.0-0	-	-	1.0-10	-	-	1.5-2	-	-	-
LawrenceStample DT	2-3	3.5	-	-	1.5-9	-	-	1.0-7	-	-	0.5-3	0.5-1	-	-
Newberry, G. DT	2-2	3.0	1.0-1	1.0-2	-	0.5-2	-	-	-	-	-	0.5-2	-	-
Pugh, J. LB	3-0	3.0	-	1.0-2	-	-	-	2.0-8	-	-	-	-	-	-
Ramsey, J. DB	2-0	2.0	-	-	-	-	-	1.0-3	-	-	1.0-2	-	-	-
Nnadi, D. DT	1-2	2.0	-	-	1.0-6	-	-	-	0.5-2	0.5-2	-	-	-	-
White, M. DB	2-0	2.0	1.0-3	1.0-5	-	-	-	-	-	-	-	-	-	-
Andrews, N. DB	2-0	2.0	-	-	-	-	-	-	1.0-6	-	-	-	1.0-13	-
Leonard, R. DE	1-1	1.5	-	-	-	-	-	-	-	-	-	-	1.5-3	-
Phillips, L. LB	1-1	1.5	1.0-2	-	-	-	-	-	-	-	-	-	-	0.5-1
Bryant, K. DT	1-0	1.0	-	DNP	DNP	DNP	DNP	DNP	DNP	DNP	DNP	1.0-4	DNP	-
Jones, F. DT	1-0	1.0	-	-	DNP	DNP	-	DNP	-	-	-	-	-	1.0-2
Northrup, R. LB	1-0	1.0	-	-	-	-	-	-	-	1.0-4	-	-	-	-
Marshall, T. DB	1-0	1.0	1.0-12	-	-	-	-	-	DNP	DNP	DNP	DNP	DNP	DNP
Hunter, T. DB	0-1	0.5	0.5-0	-	-	-	-	-	DNP	-	-	-	-	-
Christmas, D. DT	0-1	0.5	-	-	-	-	-	-	-	-	-	0.5-2	-	-
Westbrook, A. DB	0-1	0.5	DNP	DNP	DNP	DNP	DNP	DNP	-	-	-	-	0.5-0	-
Casher, C. DE	0-1	0.5	0.5-1	DNP	DNP	DNP	-	DNP	-	-	-	-	DNP	DNP
Lyons, T. DB	0-1	0.5	0.5-1	-	DNP	DNP	DNP	DNP	DNP	DNP	DNP	DNP	DNP	DNP
Featherston, L. DE	0-1	0.5	DNP	DNP	DNP	DNP	-	-	DNP	DNP	DNP	0.5-0	DNP	-

FLORIDA STATE FOOTBALL

2015 GAME-BY-GAME INDIVIDUAL MISCELLANEOUS

FUMBLES	No-Lost	TXST	USF	BC	WF	UM	LOU	GT	SU	CU	ST	UTC	UF
Golson, E. QB	3-1	-	-	-	-	-	1-0	1-0	DNP	DNP	1-1	-	DNP
Maguire, S. QB	2-0	-	DNP	DNP	DNP	DNP	-	DNP	1-0	-	-	-	1-0
Cook, D. RB	2-0	1-0	1-0	-	-	-	-	-	DNP	-	-	-	-
Rudolph, T. WR	2-1	1-0	-	-	-	-	-	-	-	1-1	-	-	-
Wilson, J. WR	1-0	-	-	1-0	-	-	-	-	-	-	-	-	-
Patrick, J. RB	1-1	-	DNP	DNP	-	DNP	-	DNP	-	-	1-1	-	-
TEAM	1-0	DNP	-	DNP	-	-	-	-	-	-	-	DNP	1-0
White, M.	1-1	1-1	-	-	-	-	-	-	-	-	-	-	-
Andrews, N.	1-0	-	-	-	-	-	-	-	-	-	1-0	-	-
Whitfield, K. WR	1-1	-	-	-	-	-	-	-	-	-	-	1-1	-

FUMBLES FORCED	Number	TXST	USF	BC	WF	UM	LOU	GT	SU	CU	ST	UTC	UF
Walker, D.	4	-	-	-	1	1	-	-	-	-	-	1	1
Elliott, J.	2	1	DNP	-	-	-	-	-	-	-	1	-	-
James, D.	2	-	-	-	-	-	1	-	1	-	-	-	-
Smith, T.	1	-	-	1	-	DNP	DNP	DNP	DNP	-	-	-	-
Andrews, N.	1	-	-	-	-	-	-	-	-	-	1	-	-

FUMBLES RECOVERED	Number	TXST	USF	BC	WF	UM	LOU	GT	SU	CU	ST	UTC	UF
Sweat, J.	3	-	-	-	1	-	1	-	1	-	-	-	-
James, D.	2	1	-	-	-	-	-	-	-	-	1	-	-
Hunter, T.	1	-	-	-	-	-	-	DNP	-	-	-	1	-
Ramsey, J.	1	-	-	1	-	-	-	-	-	-	-	-	-

PUNT RETURNS	No-Yds	TXST	USF	BC	WF	UM	LOU	GT	SU	CU	ST	UTC	UF
Wilson, J.	24-105	2-22	6-40	4-7	-	1-3	1-0	1-1	1-4	1-1	4-41	-	3-0
Murray, N.	3-11	DNP	DNP	DNP	DNP	DNP	DNP	DNP	1-5	DNP	-	2-6	DNP
Ramsey, J.	1-6	-	-	-	-	-	-	-	-	-	-	1-6	-
White, M.	2-0	2-0	-	-	-	-	-	-	-	-	-	-	-
TEAM	1-0	DNP	-	DNP	-	-	-	-	-	-	1-0	DNP	-
Rudolph, T.	1--1	1--1	-	-	-	-	-	-	-	-	-	-	-

KICK RETURNS	No-Yds	TXST	USF	BC	WF	UM	LOU	GT	SU	CU	ST	UTC	UF
Whitfield, K.	15-421	2-90	1-56	-	4-111	2-30	1-13	-	-	4-91	-	1-30	-
Ramsey, J.	2-54	1-37	-	1-17	-	-	-	-	-	-	-	-	-
McFadden, T.	1-26	-	DNP	DNP	DNP	DNP	-	-	-	-	DNP	1-26	-
Harrison, J.	1-19	-	-	-	-	-	-	-	1-19	-	DNP	-	-
Stevenson, F.	2-18	-	1-0	-	1-18	-	-	-	-	-	-	DNP	-

INT. RETURNS	No-Yds	TXST	USF	BC	WF	UM	LOU	GT	SU	CU	ST	UTC	UF
Brutus, L.	3-94	-	-	1-0	-	-	-	1-57	-	-	-	1-37	-
White, M.	1-0	-	1-0	-	-	-	-	-	-	-	-	-	-
Hunter, T.	1-0	-	-	-	1-0	-	-	DNP	-	-	-	-	-
Sweat, J.	1-6	-	-	-	-	-	-	1-6	-	-	-	-	-
Elliott, J.	1-4	-	DNP	-	-	-	1-4	-	-	-	-	-	-

FUMBLE RETURNS	No-Yds	TXST	USF	BC	WF	UM	LOU	GT	SU	CU	ST	UTC	UF
Ramsey, J.	1-36	-	-	1-36	-	-	-	-	-	-	-	-	-
Sweat, J.	1-5	-	-	-	-	-	-	-	1-5	-	-	-	-
James, D.	1-3	1-3	-	-	-	-	-	-	-	-	-	-	-

FLORIDA STATE FOOTBALL

2015 TEAM GAME-BY-GAME COMPARISON

Opponent	Score	First Downs				Pen	Rushing Number-Yards	Passing		Total Offense Plays-Yards	Return Yards	Turn- Overs
		Total	Rush	Pass	Comp-Att-Int			Yards				
TEXAS STATE	59 - 16	30 / 17	14 / 5	16 / 12	0 / 0		41-266 / 33-132	25-32-0 / 26-42-0	370 / 168	73-636 / 75-300	151 / 61	1 / 1
USF	34 - 14	21 / 11	10 / 6	10 / 5	1 / 0		46-278 / 36-149	14-26-0 / 12-24-1	163 / 125	72-441 / 60-274	96 / 145	0 / 1
Boston College	14 - 0	15 / 12	5 / 8	7 / 3	3 / 1		33-98 / 43-139	15-24-0 / 5-15-1	119 / 56	57-217 / 58-195	46 / 72	0 / 2
Wake Forest	24 - 16	14 / 27	6 / 10	7 / 12	1 / 5		21-127 / 36-142	20-31-0 / 27-43-1	202 / 215	52-329 / 79-357	129 / 45	0 / 2
MIAMI	29 - 24	25 / 19	10 / 2	13 / 17	2 / 0		36-248 / 19-20	25-33-0 / 29-49-0	291 / 405	69-539 / 68-425	33 / 29	0 / 0
LOUISVILLE	41 - 21	24 / 20	7 / 6	13 / 13	4 / 1		32-133 / 30-99	27-39-0 / 20-35-1	377 / 307	71-510 / 65-406	17 / 76	0 / 2
Georgia Tech	16 - 22	17 / 15	4 / 12	11 / 2	2 / 1		24-70 / 49-261	20-31-1 / 4-10-2	210 / 67	55-280 / 59-328	64 / 14	1 / 2
SYRACUSE	45 - 21	23 / 14	12 / 11	11 / 3	0 / 0		34-221 / 42-173	25-38-0 / 12-25-0	354 / 130	72-575 / 67-303	33 / 115	0 / 1
Clemson	13 - 23	14 / 29	7 / 10	6 / 16	1 / 3		30-197 / 42-215	16-29-1 / 28-43-0	164 / 297	59-361 / 85-512	92 / 22	2 / 0
NC STATE	34 - 17	28 / 21	11 / 5	15 / 15	2 / 1		38-196 / 31-79	23-37-3 / 28-49-0	283 / 218	75-479 / 80-297	41 / 44	5 / 1
CHATTANOOGA	52 - 13	25 / 15	11 / 9	11 / 5	3 / 1		37-193 / 39-165	17-23-0 / 14-23-1	235 / 108	60-428 / 62-273	105 / 49	1 / 2
Florida	27 - 2	15 / 19	9 / 13	5 / 5	1 / 1		30-144 / 40-128	14-28-0 / 19-39-0	160 / 134	58-304 / 79-262	0 / 44	0 / 0
Totals	388 - 189	251 / 219	106 / 97	125 / 108	20 / 14		402-2171 / 440-1702	241-371-5 / 224-397-7	2928 / 2230	773-5099 / 837-3932	807 / 716	10 / 14

Opponent	3rd Down		4th Down		Time of Possession		TOP Margin	Avg Yds/Rush	Avg Yds/Pass	Avg Yds/Play	Punting		Penalties	
	Conversions	Conversions	Conversions	Conversions	Conversions	Conversions					Number-Avg	Number-Yards	Sacks	
TEXAS STATE	8-12 / 4-17	0-0 / 3-5	32:01 / 27:59	4:02	6.5 / 4.0	11.6 / 4.0	8.7 / 4.0	3-36.3 / 7-46.6	5-35 / 1-5	1 / 2				
USF	3-13 / 1-13	1-1 / 1-1	33:23 / 26:37	6:46	6.0 / 4.1	6.3 / 5.2	6.1 / 4.6	7-40.6 / 10-44.5	7-50 / 2-21	3 / 3				
Boston College	4-13 / 5-15	0-1 / 0-1	31:24 / 28:36	2:48	3.0 / 3.2	5.0 / 3.7	3.8 / 3.4	7-52.3 / 7-47.9	4-26 / 6-66	2 / 2				
Wake Forest	6-12 / 7-15	0-0 / 1-1	24:04 / 35:56	-11:52	6.0 / 3.9	6.5 / 5.0	6.3 / 4.5	5-34.4 / 4-35.2	10-100 / 5-32	2 / 3				
MIAMI	3-10 / 8-16	0-1 / 0-1	31:23 / 28:37	2:46	6.9 / 1.1	8.8 / 8.3	7.8 / 6.2	3-48.3 / 6-41.3	7-43 / 7-73	2 / 1				
LOUISVILLE	8-14 / 9-15	0-0 / 0-1	34:17 / 25:43	8:34	4.2 / 3.3	9.7 / 8.8	7.2 / 6.2	4-39.0 / 4-34.0	10-75 / 9-84	5 / 2				
Georgia Tech	2-10 / 5-14	0-0 / 1-1	25:09 / 34:51	-9:42	2.9 / 5.3	6.8 / 6.7	5.1 / 5.6	4-50.0 / 3-38.3	6-45 / 5-41	1 / 3				
SYRACUSE	5-13 / 5-16	0-0 / 0-1	29:51 / 30:09	-0:18	6.5 / 4.1	9.3 / 5.2	8.0 / 4.5	6-46.5 / 9-44.9	9-77 / 5-45	2 / 1				
Clemson	2-12 / 7-17	0-1 / 0-1	28:09 / 31:51	-3:42	6.6 / 5.1	5.7 / 6.9	6.1 / 6.0	6-44.2 / 6-38.0	9-65 / 3-32	2 / 2				
NC STATE	6-14 / 7-18	1-2 / 2-2	31:45 / 28:15	3:30	5.2 / 2.5	7.6 / 4.4	6.4 / 3.7	2-43.0 / 8-39.1	6-38 / 9-59	4 / 1				
CHATTANOOGA	6-9 / 6-13	0-0 / 0-0	27:50 / 32:10	-4:20	5.2 / 4.2	10.2 / 4.7	7.1 / 4.4	2-44.5 / 5-37.2	3-30 / 11-83	1 / 1				
Florida	2-13 / 5-17	2-2 / 1-3	27:35 / 32:25	-4:50	4.8 / 3.2	5.7 / 3.4	5.2 / 3.3	7-47.6 / 9-46.4	7-52 / 7-60	5 / 2				
Totals	55-145 / 69-186	4-8 / 9-18	356:51 / 363:09	-6:18	5.4 / 3.9	7.9 / 5.6	6.6 / 4.7	56-44.4 / 78-42.2	83-636 / 70-601	30 / 23				

Note: Game totals are displayed in the format TEAM/OPPONENT for each category

SEMINOLES

**DEPTH CHART // ROSTERS
POLLS // ACC STANDINGS
LAST TIME IT HAPPENED**



FLORIDA STATE FOOTBALL

DEPTH CHART TENTATIVE

OFFENSE

POS	NO.	PLAYER	HT	WT	CL	HOMETOWN
QB	10	Sean Maguire	6-3	221	r-Jr.	Sparta, N.J.
	6	Everett Golson	6-0	199	r-Sr.	Myrtle Beach, S.C.
TB	4	Dalvin Cook	5-11	202	So.	Miami, Fla.
	9	Jacques Patrick	6-2	235	Fr.	Orlando, Fla.
	26	Johnathan Vickers	6-1	226	So.	Quincy, Fla.
FB	23	Freddie Stevenson	6-1	241	Jr.	Bartow, Fla.
	33	Colton Plante	6-2	239	Fr.	Orlando, Fla.
Z-WR	3	Jesus Wilson	5-10	185	Jr.	Miami, Fla.
	1	Ermon Lane	6-3	205	So.	Homestead, Fla.
	13	Ja'Vonn Harrison	6-2	202	So.	Lakeland, Fla.
LT	77	Roderick Johnson	6-7	323	So.	Florissant, Mo.
	62	Ethan Frith	6-7	312	Fr.	Summit, Miss.
LG	72	Kareem Are	6-6	334	r-Jr.	Elmont, N.Y.
	55	Chad Mavety	6-5	337	r-Jr.	Sparta, N.J.
C	54	Alec Eberle	6-4	294	r-Fr.	Mechanicsville, Va.
	59	Ryan Hoefeld	6-2	299	r-So.	New Orleans, La.
	57	Corey Martinez	6-4	295	r-Fr.	Tampa, Fla.
RG	78	Wilson Bell	6-5	316	r-So.	Mobile, Ala.
	57	Corey Martinez	6-4	295	r-Fr.	Tampa, Fla.
RT	55	Chad Mavety	6-5	337	r-Jr.	Sparta, N.J.
	71	Brock Ruble	6-8	307	r-Fr.	Charlotte Hall, Md.
TE	81	Ryan Izzo	6-5	241	r-Fr.	Highland Lakes, N.J.
	85	Jeremy Kerr	6-6	266	r-So.	St. Petersburg, Fla.
	88	Mavin Saunders	6-5	248	r-Fr.	Bimini, Bahamas
X-WR	15	Travis Rudolph	6-1	186	So.	West Palm Beach, Fla.
	8	Kermit Whitfield	5-8	184	Jr.	Orlando, Fla.
	11	George Campbell	6-4	202	Fr.	Clearwater, Fla.

DEFENSE

POS	NO.	PLAYER	HT	WT	CL	HOMETOWN
DE	44	DeMarcus Walker	6-3	281	Jr.	Jacksonville, Fla.
	4	Giorgio Newberry	6-6	295	r-Sr.	Fort Pierce, Fla.
	98	Rick Leonard	6-7	281	So.	Middletown, Md.
DT	99	Nile Lawrence-Stample	6-1	302	r-Sr.	Fort Lauderdale, Fla.
	90	Demarcus Christmas	6-4	301	r-Fr.	Sarasota, Fla.
	95	Keith Bryant	6-2	294	r-So.	Delray Beach, Fla.
NG	91	Derrick Nnadi	6-1	301	So.	Virginia Beach, Va.
	11	Derrick Mitchell, Jr.	6-4	305	r-Sr.	Jacksonville, Fla.
	55	Fredrick Jones	6-2	304	r-Fr.	Miami, Fla.
BUCK	9	Josh Sweat	6-5	237	Fr.	Chesapeake, Va.
	16	Jacob Pugh	6-4	239	So.	Dade City, Fla.
	21	Chris Casher	6-4	256	r-Jr.	Mobile, Ala.
SAM	16	Jacob Pugh	6-4	239	So.	Dade City, Fla.
	41	Lorenzo Featherston	6-7	229	So.	Greensboro, N.C.
MLB	5	Reggie Northrup	6-1	231	Sr.	Jacksonville, Fla.
OR	18	Ro'Derrick Hoskins	6-2	238	r-So.	Orlando, Fla.
WLB	24	Terrance Smith	6-4	230	r-Sr.	Decatur, Ga.
	35	Lorenzo Phillips	6-2	225	Jr.	Patterson, La.
CB	8	Jalen Ramsey	6-1	202	Jr.	Smyrna, Tenn.
	15	Tarvarus McFadden	6-2	197	Fr.	West Palm Beach, Fla.
SS	3	Derwin James	6-3	212	Fr.	Haines City, Fla.
	29	Nate Andrews	6-0	206	Jr.	Fairhope, Ala.
FS	42	Lamarcus Brutus	6-0	207	r-Sr.	Port St. Lucie, Fla.
	37	Keelin Smith	6-3	190	r-Sr.	Fort Pierce, Fla.
STAR	14	Javien Elliott	5-11	176	r-Sr.	Panama City, Fla.
	1	Tyler Hunter	5-11	198	r-Sr.	Valdosta, Ga.
CB	27	Marquez White	6-0	184	Jr.	Dothan, Ala.
	28	Malique Jackson	6-0	176	So.	Jesup, Ga.

SPECIAL TEAMS

POS	NO.	PLAYER	HT	WT	CL	HOMETOWN
PK	19	Roberto Aguayo	6-1	204	r-Jr.	Mascotte, Fla.
KO	19	Roberto Aguayo	6-1	204	r-Jr.	Mascotte, Fla.
P	38	Cason Beatty	6-3	214	Sr.	Charlotte, N.C.
DS	47	Stephen Gabbard	6-2	229	So.	Tallahassee, Fla.
HO	38	Cason Beatty	6-3	214	Sr.	Charlotte, N.C.
PR	3	Jesus Wilson	5-10	185	Jr.	Orlando, Fla.
	27	Marquez White	6-0	184	Jr.	Dothan, Ala.
	15	Travis Rudolph	6-1	186	So.	West Palm Beach, Fla.
KR	8	Kermit Whitfield	5-8	184	Jr.	Orlando, Fla.
	15	Travis Rudolph	6-1	186	So.	West Palm Beach, Fla.
KR	17	Jalen Ramsey	6-1	202	Jr.	Smyrna, Tenn.
	3	Jesus Wilson	5-10	185	Jr.	Orlando, Fla.

PRONUNCIATION CHART

Roberto Aguayo	Uh-Gwuy-oh
Kareem Are	"R"
Cason Beatty	Case-in Bay-tee
J.J. Cosentino	Coss-en-tino
Alec Eberle	Ebb-er-lee
N' Namdi Green	Nom-dee
Roderick Johnson	Rod-er-ick
Sh' Mar Kilby-Lane	Sha-Mar
Tyrell Lyons	Ty-rail
Chad Mavety	Muh-vety
Tarvarus McFadden	Tuh-var-es
Cole Minshew	Men-shoe
Derrick Nnadi	Nah-D
Jacques Patrick	Jah-quez
Jacob Pugh	Pew
Colton Plante	Plant
Kevin Robledo	Roe-ble-d-o
Mavin Saunders	May-vin
Auden Tate	Ah-denn
Marquez White	Mahr-quez
Jesus Wilson	Hay-Suse

START CHART

OFFENSE

Player	'13	'14	'15	Streak	Career
Are	-	-	7	3	7
Bell	-	-	12	12	12
Cook	-	3	11	4	14
Eberle	-	-	5	5	5
Golson	-	-	8	-	8
Hoefeld	-	4	4	-	8
Izzo	-	-	10	2	10
R. Johnson	-	5	12	17	17
Kelly	-	-	4	-	4
Lane	-	2	-	-	2
Maguire	-	1	4	2	5
Martinez	-	-	3	-	3
Mavety	-	-	8	8	8
Patrick	-	-	1	-	1
Pender	-	1	-	-	1
Ruble	-	-	5	-	5
Rudolph	-	6	10	3	16
Saunders	-	-	2	-	2
Stevenson	-	7	9	1	16
Whitfield	-	-	5	-	5
J. Wilson	-	8	12	17	20

DEFENSE

Player	'12	'13	'14	'15	Streak	Career
Andrews	-	1	13	4	-	18
Brutus	-	-	-	12	12	12
Casher	-	-	2	-	-	2
Christmas	-	-	-	1	-	1
Elliott	-	-	-	5	5	5
Featherston	-	-	3	-	-	3
Hoskins	-	-	-	6	-	6
Hunter	3	3	14	1	-	21
James	-	-	-	7	7	7
Lawrence-Stample	-	6	2	11	3	21
Marshall	-	-	-	6	-	6
Mitchell, Jr.	-	-	-	10	-	10
Newberry*	1	-	-	-	-	1
Nnadi	-	-	-	12	12	12
Northrup	-	-	14	10	8	24
Pugh	-	-	-	4	-	4
Ramsey	-	14	14	12	40	40
T. Smith	-	10	10	8	4	28
Sweat	-	-	-	9	6	9
Thomas	-	-	3	-	-	3
Walker	-	3	11	12	19	26
White	-	-	-	12	12	12

*Newberry's start was on offense

SPECIAL TEAMS

Player	'12	'13	'14	'15	Streak	Career
Aguayo	-	14	14	12	40	40
Beatty	14	14	14	12	54	54

FLORIDA STATE FOOTBALL

PROJECTED CONTRIBUTORS: OFFENSE

QB 10 

SEAN MAGUIRE • 6-3, 221, R-JR.

- 5-1 record as FSU's QB; Has thrown for 1,128 yards, 9 TDs and 2 INTs on the year; 62.1 completion pct. (90-145).
- Against non-conference opponents in 2015: 3 games played, 380 yards passing, 4 TDs, 0 INTs, 61.5 completion pct. (32-52).
- First career start came vs. Clemson in 2014 - threw for 304 yards and a TD in leading FSU to an OT win.

QB 6 

EVERETT GOLSON • 6-0, 199, R-SR.

- Overall passing stats: 147-of-219, 11 TDs, 3 INT, 67.1% completion, 197.6 yards/game, 149.16 QB efficiency rating.
- Was a perfect 3-for-3 for 67 yards with a long of 32 yards against Chattanooga.
- Set FSU career-highs for completions (26), attempts (38) and yardage (372) vs. Louisville on Oct. 17 (also had 3 TDs).

RB 4 

DALVIN COOK • 5-11, 202, SO.

- His 194.3 yards/game vs. FBS teams with a winning record to lead the nation (Jim Brown Award winner).
- Overall stats: 211 rushes for 1,658 yards (7.9 ypc), 18 TDs, 150.7 ypg; 22 catches for 218 yards and 1 TD (19 TDs total).
- Florida State's leader in single-season rushing yards with 1,658, breaking Warrick Dunn's old mark of 1,242 in 1995.
- Leads the nation in rushing yards vs. Top 50 rushing defenses with 998 total (10 TDs in 6 games).

RB 9 

JACQUES PATRICK • 6-2, 235, FR.

- Enormous starting debut vs. Syracuse: 24 carries, 162 yards, 3 TDs; 6 receptions, 62 yards; 224 all-purpose yards.
- Became the first FSU true freshman tailback to score a TD in his first start since Devonta Freeman in 2011.
- Carried the ball 16 times for 77 yards and 2 TDs against Chattanooga.

WR 3 

JESUS 'BOBO' WILSON • 5-10, 185, JR.

- Established a new career-high in single-game receptions with seven vs. NC State on Nov. 14.
- Top 10 in the ACC in punt return yardage (4.4) and receptions per game (4.2)
- 50 receptions for 554 yards (11.1 ypc) along with two TDs this season; 50 catches surpassed career totals entering 2015.

WR 15 

TRAVIS RUDOLPH • 6-1, 186, SO.

- Posted six catches for 86 yards against one of the nation's best defenses at Clemson on Nov. 7.
- Against Syracuse, became the first Seminole WR to post 3 TDs in a game since Kelvin Benjamin vs. Florida on Nov. 30, 2013.
- Second at FSU in catches (52), yards per game (59.6), average yards per catch (13.8) and receiving yards (715); 1-1st in rec. TDs (6).

WR 8 

LEVONTE "KERMIT" WHITFIELD • 5-8, 184, JR.

- Overall stats: 1,192 all-purpose yards (99.3 per game), 742 receiving yards, 421 kickoff return yards, 29 rush yards.
- Set career-highs in consecutive weeks (Oct. 10 & 17) in catches (9 vs. UM, 9 vs. UofI) and receiving yards (95, 172).
- Leads the Noles in every major receiving category: 53 catches, 742 rec. yds, 14 yds/catch, 6 receiving TDs and 61.8 rec. yards/g.

TE 81 

RYAN IZZO • 6-5, 241, R-FR.

- Run-blocking oriented tight end who has helped the Seminoles in the ground game.
- Has worked himself into the passing game with 2 TDs this season, including a 2-yard score vs. Louisville.
- Had a big 37-yard reception on Oct. 10 in a big rivalry game vs. Miami; key 21-yard grab at Georgia Tech.

LT 77 

RODERICK JOHNSON • 6-7, 323, SO.

- Leads the Florida State offensive line with 17 career starts; his first came last year at Miami.
- Winner of the Jacobs Blocking Trophy in 2015 given to the ACC's most outstanding blocker.
- In his 17 career games started, Dalvin Cook has totaled 2,250 rush yards (132.4 yards per game for Cook).

LG 72 

KAREEM ARE • 6-6, 334, R-JR.

- Appeared in 12 games making seven starts - all at left guard in 2015.
- One of four players on the O-line who made his first career start in season opener vs. Texas State.
- Rated as the nation's No. 1 JUCO offensive guard while at Fort Scott Community College.

C 54 

ALEC EBERLE • 6-4, 294, R-FR.

- Earned his fifth consecutive start at center in FSU's regular-season ending 27-2 win at Florida.
- Helped FSU pave the way to 575 yards of total offense vs. SU including a career-high 162 rushing yards for Jacques Patrick.
- The Seminoles piled up 479 total yards of offense vs. NC State with Eberle at center.

RG 78 

WILSON BELL • 6-5, 316, R-SO.

- Posted a strong performance against USF, as 198 of FSU's 278 rush yards came from the right side.
- Was key in pass blocking vs. Bobcats in game one as FSU had 16 passing first downs.
- One of only two players on the offensive line to start every game in 2015 (Rod Johnson).

RT 55 

CHAD MAVETY • 6-5, 337, R-JR.

- Has eight career starts, including five at left guard and three straight at right tackle (NC State, UTC & UF).
- Earned his second career start vs. Louisville on Oct. 17, helping FSU to 510 yards of total offense.
- Redshirted last year with four seniors on the offensive line.

FB 23 

FREDDIE STEVENSON • JR.

- Has 16 career starts - tied for the third most on the offensive side of the ball.
- Posted eight catches for 51 yards and has three rushes for nine yards.

RT 71 

BROCK RUBLE • R-FR.

- Earned his first start at right tackle against Texas State.
- Started the first three games in 2015 and five overall.

C 59 

RYAN HOEFELD • R-SO.

- Missed past five games with injury.
- Lead blocker on Dalvin Cook's 94-yard TD run vs. Wake Forest on Oct. 3.
- Made his first career start last year at Syracuse on Oct. 11, 2014.

RB 26 

JOHNATHAN VICKERS • SO.

- Eight carries for 64 yards on Oct. 31 in a win over Syracuse.
- Scored his first career TD on a 24-yard catch from Sean Maguire in the season opener against Texas State.

TE 88 

MAVIN SAUNDERS • R-FR.

- Earned his second career start against Miami on Oct. 10.
- Posted career-highs in receptions (3) and yards (26) in the win over Miami; made a nice 21-yard grab vs. Louisville.

WR 1 

ERMON LANE • SO.

- Strong WR who has been a solid downfield blocker for FSU RB's.
- Has 6 receptions for 50 yards this season.

TE 85 

JEREMY KERR • R-SO.

- Run-blocking tight end who has helped the Noles to over 2,000 rushing yards.
- Made his first career TD catch to give FSU a 10-0 lead over UF on Nov. 28.

FLORIDA STATE FOOTBALL

PROJECTED CONTRIBUTORS: DEFENSE

DE 44



DEMARCUS WALKER • 6-3, 281, JR.

- Arguably FSU's most improved defensive player, generating a team-high 10.5 sacks this season.
- Ranks ninth nationally and second in the ACC with 0.88 sacks per game.
- Finished the regular season with a huge performance at UF: 9 tackles, 3.5 TFLs, 1 blocked kick and 2.5 sacks.

DT 99



NILE LAWRENCE-STAMPLE • 6-1, 302, R-SR.

- Finished with career-high six tackles last game vs. UF, bringing season total to 33 tackles (21 solo, 12 assisted).
- Tied previous career high with 5 tackles in FSU's game at Georgia Tech, including 4 solo wrap-ups.
- Had a big game vs. BC on Sept. 18 with 5 tackles, an 8-yard sack and 1.5 TFLs for -9 yards.

NG 91



DERRICK NNADI • 6-1, 301, SO.

- Posted 9 tackles vs. Syracuse; most by an FSU interior lineman since Timmy Jernigan's 9 tackles vs. Auburn (2014 NCG).
- Has started all 12 games at nose guard this season.
- Added six tackles at No. 1 Clemson; picked up a 1/2 TFL.

BUCK 9



JOSH SWEAT • 6-5, 237, FR.

- Puts consistent pressure on the QB with 38 tackles, 3 QBH, 1 INT, 1 sack and team best 3 FR.
- Tied for the ACC lead, and two behind national leader, with three fumble recoveries this season.
- Battled back from a knee injury in high school.

MIKE 5



REGGIE NORTHRUP • 6-1, 231, SR.

- Recorded a career-best 14 tackles at No. 1 Clemson (11/7); has 44 tackles over his last five games.
- Leads the team with 87 total tackles and five quarterback hurries.
- Added two PBUs along with nine tackles in a dominant defensive showing at UF on Nov. 28.

WILL 24



TERRANCE SMITH • 6-4, 230, R-SR.

- Returned from a four-game injury absence by posting 12 tackles at No. 1 Clemson on Nov. 7; 37 tackles since his return.
- Named ACC LB of the Week on Sept. 21 vs. BC: six tackles, 2.5 TFLs, forced fumble (Jalen Ramsey's TD).
- Tied for the team lead with nine tackles and added one sack and one QBH in last game at UF.

S 3



DERWIN JAMES • 6-3, 212, FR.

- Career-high 12 tackles in his third start vs. Syracuse, tying for the team lead; added 9 vs. Clemson on Nov. 7.
- Named ACC Defensive Back of Week after leading FSU with 10 tackles against NC State (11/14).
- Recorded a game-high 10 tackles vs. Chattanooga, third double-digit tackle game in 2015.

CB 8



JALEN RAMSEY • 6-1, 202, JR.

- Challenged a strong Clemson receiving corps by posting nine tackles, 1 PBU and 1 sack on Nov. 7.
- Has 23 career pass breakups and 3 INTs since coming to FSU in 2013.
- Season stats: 43 tackles, 2 TFLs, 10 PBUs and a 36-yard scoop-and-score TD vs. Boston College.

STAR 14



JAVIEN ELLIOTT • 5-11, 176, R-SR.

- Recorded a career-high eight tackles along with 2.0 TFLs and 1 FF vs. NC State (11/14).
- Registered first career INT vs. Louisville; had four tackles and 1 QBH vs. Syracuse; 4 tackles at Clemson.
- Former walk-on given scholarship prior to 2015 season.

S 42



LAMARCUS BRUTUS • 6-0, 207, R-SR.

- Has five INTs in his last 15 games played, including team-high three picks in 2015 (at BC, at GT, UTC).
- Had a 57-yard interception return on Oct. 24 vs. Georgia Tech; ranks first in the ACC in INT return yds (94).
- Tied for third on FSU with 59 tackles while three INTs is tied for seventh most in the ACC.

CB 27



MARQUEZ WHITE • 6-0, 184, JR.

- Has 23 tackles, two TFLs for -8 yards, 1 INT and 1 PBU this year.
- Recorded a key red-zone INT against USF on Sept. 12.
- Played basketball for the 'Noles under Leonard Hamilton as a freshman (2013-14).

ROBERTO AGUAYO • 6-1, 204, R-JR.

K 19



- Perfect for his career (44-of-44) on field goals of 40 yards or less.
- 68-of-76 on field goals for his career and 263-of-271 on kicks overall.
- Has made 195 straight PATs, setting an ACC record.

CASON BEATTY • 6-3, 214, SR.

P 38



- Had the best game of his career on Sept. 14 vs. BC, punting seven times for a 52.3 yard average.
- Averaging 44.5 yards per punt.
- 70 career punts inside the 20.
- Has 18 punts of 50+ yards this year.

SPECIALISTS

DB 29



NATE ANDREWS • JR.

- One of FSU's most versatile players in pass coverage.
- Has 21 tackles, 2.0 TFL and three pass break-ups this season.
- Notched his 1st sack of 2015 vs. UTC.

BUCK 16



JACOB PUGH • SO.

- Against Louisville, had team-high two sacks and seven tackles.
- 11th on team with 30 tackles.

DE 4



GIORGIO NEWBERRY • R-SR.

- Has become FSU's best defensive lineman in terms of getting his hands in passing lanes.
- Posted two enormous PBU's vs. Miami on Oct. 10 including the game-sealing bat-down.

DB 1



TYLER HUNTER • R-SR.

- Game-sealing INT at Wake Forest on Oct. 3, the sixth INT of his career.
- 24 tackles, 1 INT and 1 fumble recovery this season.

LB 18



RO'DERRICK HOSKINS • R-SO.

- Nearly matched his career-high with a team-high 7 tackles at Georgia Tech.
- Fifth on the team with 52 tackles and third with 6.5 TFLs.
- Has appeared in 11 games with six starts.

DE 41



LORENZO FEATHERSTON • SO.

- Earned some time on the field in his third appearance vs. Georgia Tech.
- Missed first four games with a knee injury.

DT 90



DEMARCUS CHRISTMAS • R-FR.

- Has 19 tackles and two PBUs this season.
- Earned his first career start at No. 1 Clemson and finished with four tackles.

FLORIDA STATE FOOTBALL

2015 FLORIDA STATE NUMERICAL ROSTER

No	Name	Pos	Ht.	Wt	Cl	Hometown/HS/Previous School
1	Tyler Hunter	DB	5-11	198	r-SR	Valdosta, Ga./Lowndes County
1	Ermon Lane	WR	6-3	205	SO	Homestead, Fla./Homestead Senior
3	Derwin James	DB	6-3	212	FR	Haines City, Fla./Haines City
3	Jesus Wilson	WR	5-10	185	JR	Miami, Fla./Christopher Columbus
4	Dalvin Cook	RB	5-11	202	SO	Miami, Fla./Miami Central
4	Giorgio Newberry	DT	6-6	295	r-SR	Fort Pierce, Fla./Fort Pierce Central
5	Reggie Northrup	LB	6-1	231	SR	Jacksonville, Fla./First Coast
5	Da'Vante Phillips	WR	6-1	210	FR	Miami, Fla./Miami Central
6	Everett Golson	QB	6-0	199	GR	Myrtle Beach, S.C./Myrtle Beach/Notre Dame
6	Matthew Thomas	LB	6-3	225	r-SO	Miami, Fla./Booker T. Washington
7	Ryan Green	DB	5-11	201	JR	St. Petersburg, Fla./St. Petersburg Catholic
7	Mario Pender	RB	5-10	196	r-JR	Cape Coral, Fla./Island Coast
8	Jalen Ramsey	DB	6-1	202	JR	Smyrna, Tenn./Brentwood Academy
8	Kermit Whitfield	WR	5-8	184	JR	Orlando, Fla./Jones
9	Jacques Patrick	RB	6-2	235	FR	Orlando, Fla./Timber Creek
9	Josh Sweat	DE	6-5	237	FR	Chesapeake, Va./Oscar Smith
10	Calvin Brewton	DB	6-0	184	FR	Miami, Fla./Miami Central
10	Sean Maguire	QB	6-3	221	r-JR	Sparta, N.J./Seton Hall Prep
11	George Campbell	WR	6-4	202	FR	Clearwater, Fla./East Lake
11	Derrick Mitchell, Jr.	DT	6-4	305	r-SR	Jacksonville, Fla./First Coast
12	Deondre Francois	QB	6-1	203	FR	Orlando, Fla./IMG Academy
12	Arthur Williams	DT	6-4	318	r-FR	Waycross, Ga./E.E. Smith (N.C.)
13	Ja'Vonn Harrison	WR	6-2	202	SO	Lakeland, Fla./Kathleen
13	Marcus Lewis	DB	6-1	192	FR	Washington, D.C./Gonzaga
14	Javien Elliott	DB	5-11	176	r-SR	Panama City, Fla./Rutherford
15	Tarvarus McFadden	DB	6-2	197	FR	Fort Lauderdale, Fla./American Heritage
15	Travis Rudolph	WR	6-1	186	SO	West Palm Beach, Fla./Cardinal Newman
16	J.J. Cosentino	QB	6-4	239	r-FR	Lower Burrell, Pa./Central Catholic
16	Jacob Pugh	LB	6-4	239	SO	Dade City, Fla./Godby
18	Ro'Derrick Hoskins	LB	6-2	238	r-SO	Orlando, Fla./Evans
18	Auden Tate	WR	6-5	216	FR	Irmo, S.C./Wharton (Fla.)
19	Roberto Aguayo	K	6-1	204	r-JR	Mascotte, Fla./South Lake
19	A.J. Westbrook	DB	6-0	178	FR	Daytona Beach, Fla./Mainland
20	Bobby Lyons, II	WR	6-0	180	r-FR	Orlando, Fla./Ocoee
20	Trey Marshall	DB	6-0	207	SO	Lake City, Fla./Columbia
21	Chris Casher	DE	6-4	256	r-JR	Mobile, Ala./Davidson
21	Lucas Clark	QB	6-0	198	r-SR	Fort Walton Beach, Fla./Choctawhatchee
22	Tyrell Lyons	DB	6-1	219	r-SO	Jacksonville, Fla./First Coast
23	Freddie Stevenson	FB	6-1	241	JR	Bartow, Fla./Bartow
24	Terrance Smith	LB	6-4	230	r-SR	Decatur, Ga./Southwest DeKalb
26	Johnathan Vickers	RB	6-1	226	SO	Quincy, Fla./North Florida Christian
27	Marquez White	DB	6-0	184	JR	Dothan, Ala./Northview
28	Maliq Jackson	DB	6-0	176	SO	Jesup, Ga./Wayne County
28	Kevin Robledo	K	6-0	165	FR	Thousand Oaks, Calif./Westlake
29	Nate Andrews	DB	6-0	206	JR	Fairhope, Ala./Fairhope
30	Shi'Mar Kilby-Lane	LB	6-1	212	FR	Hollywood, Fla./Hallandale
31	Kris Dixon	DE	6-1	210	FR	Tallahassee, Fla./Godby
31	Vincent Kerr	RB	5-9	220	JR	Fort Lauderdale, Fla./Plantation
32	Tres Copeland	DB	6-0	179	r-SO	Madison, Fla./Aucilla Christian/Tallahassee CC
32	Steven Williams	RB	5-8	160	r-JR	Naples, Fla./Naples/Tallahassee CC
33	Colton Plante	FB	6-2	239	FR	Orlando, Fla./First Academy
35	Oladijo Kolawole	RB	6-0	204	JR	Bradenton, Fla./Braden River/State College of Fla
35	Lorenzo Phillips	LB	6-2	225	JR	Patterson, La./Patterson/East Miss. CC
36	Michael Urow	DB	6-0	183	SR	Weston, Fla./Cypress Bay
37	Keelin Smith	DB	6-3	190	r-SR	Fort Pierce, Fla./Treasure Coast
38	Cason Beatty	P	6-3	214	SR	Charlotte, N.C./Olympic
38	Izaiah Prouse-Lackey	DB	5-9	185	FR	Atlanta, Ga./Riverwood
39	Reginald Dixon, Jr.	DB	5-10	203	r-JR	Tallahassee, Fla./Godby

No	Name	Pos	Ht.	Wt	Cl	Hometown/HS/Previous School
40	Ken Burnham	LS/LB	6-0	203	r-FR	Lithia, Fla./Newsome
40	Nick Patti	LB	6-1	221	r-FR	Fairhope, Ala./Fairhope
41	Lorenzo Featherston	DE	6-7	229	SO	Greensboro, N.C./Page
42	Rocky Bonasorte	WR	6-5	189	r-SO	Tallahassee, Fla./Lincoln/Tallahassee CC
42	Lamarcus Brutus	DB	6-0	207	r-SR	Port St. Lucie, Fla./Treasure Coast
43	Jason Duff	RB	6-0	195	FR	North Ft. Myers/North Ft. Myers
43	Xavier Hurge	DB	6-0	204	SO	Coral Springs, Fla./Florida Virtual School
44	DeMarcus Walker	DE	6-3	281	JR	Jacksonville, Fla./Sandalwood
45	Delvin Purifoy	LB	6-2	257	r-FR	Cantonment, Fla./Pensacola Catholic
46	Jayon Young	TE	6-0	239	r-JR	Fort Lauderdale, Fla./J.P. Taravella
47	Stephen Gabbard	LS	6-2	229	SO	Tallahassee, Fla./Godby
48	Vernon Norwood	LB	6-0	207	FR	Jupiter, Fla./Cardinal Newman/FAU
49	N'Namdi Green	TE	6-3	238	SO	Tampa, Fla./Berkeley Prep
49	Jonathan Hernandez	P	6-4	216	r-SO	Bradenton, Fla./Manatee
51	Sean Scott	LB	6-0	215	SR	Orlando, Fla./Wekiva/Southern Miss
52	David Robbins	OL	6-4	322	FR	Glenelg, Md./Glenelg
53	Joshua Peters	OL	6-3	311	r-FR	Orlando, Fla./First Academy
54	Alec Eberle	OL	6-4	294	r-FR	Mechanicsville, Va./Atlee
55	Fredrick Jones	DT	6-2	304	r-FR	Miami, Fla./Miami Central
55	Chad Mavety	OL	6-5	337	r-JR	Sparta, N.J./Sparta/Nassau CC
56	Brent Terry	LB	6-1	200	SO	Jacksonville, Fla./Creekside
57	Corey Martinez	OL	6-4	295	r-FR	Tampa, Fla./Tampa Catholic
58	Josh Newman	LB	5-8	179	SR	St. Augustine, Fla./Pedro Menendez
59	Ryan Hoefeld	OL	6-2	299	r-SO	New Orleans, La./Brother Martin
60	Herbans Paul	DB	6-1	203	JR	Immokalee, Fla./Immokalee
61	Harrison Frank	LS	6-3	207	FR	Fort Lauderdale, Fla./St. Thomas Aquinas
62	Ethan Frith	OL	6-7	312	FR	Summit, Miss./North Pike
64	Willie Smith	OL	6-2	295	JR	Sarasota, Fla./Sarasota
66	Keith Weeks	OL	6-4	294	r-JR	Valrico, Fla./Newsome
67	Adam Torres	DT	6-4	285	r-FR	Lake Mary, Fla./Lake Mary
69	Barrett Kernon	LS	6-4	247	r-SR	Ormond Beach, Fla./Seabreeze
70	Cole Minshew	OL	6-5	340	FR	Pridgen, Ga./Coffee County
71	Brock Ruble	OL	6-8	307	r-FR	Charlotte Hall, Md./DeMatha Catholic
72	Kareem Are	OL	6-6	334	r-JR	Elmont, N.Y./Sewanaha/Fort Scott CC
73	Caleb Holley	DT	6-3	310	FR	Key West, Fla./East Bay
74	Derrick Kelly	OL	6-5	312	r-FR	Quincy, Fla./East Gadsden
75	Abdul Bello	OL	6-6	307	FR	Warri, Nigeria/Montverde Academy (Fla.)
76	Greg Turnage	OL	6-1	275	FR	Gainesville, Fla./Eastside
77	Roderick Johnson	OL	6-7	323	SO	Florissant, Mo./Hazelwood Central
78	Wilson Bell	OL	6-5	316	r-SO	Mobile, Ala./Blount
80	Nyqwan Murray	WR	5-11	171	FR	Orlando, Fla./Oak Ridge
81	Ryan Izzo	TE	6-5	241	r-FR	Highland Lakes, N.J./Pope John XXIII
82	Bryan LaCivita	WR	6-1	178	r-SO	Gainesville, Fla./St. Francis Catholic
83	Christian Griffith	WR	6-6	205	r-SR	Palm Beach, Fla./The King's Academy
84	Jalen Wilkerson	TE	6-4	253	FR	Douglas, Ga./Coffee County
85	Jeremy Kerr	TE	6-6	266	r-SO	St. Petersburg, Fla./St. Petersburg
86	Justin Motlow	WR	5-11	183	r-FR	Tampa, Fla./Tampa Catholic
86	Darvin Taylor, II	DT	6-3	308	FR	Chester, Va./Thomas Dale
87	Jared Jackson	WR	6-2	186	r-SO	Monticello, Fla./Aucilla Christian
88	Mavin Saunders	TE	6-5	248	r-FR	Bimini, Bahamas/The Kinkaid School (Texas)
89	Gilbert Henric, Jr.	WR	6-0	196	r-FR	Miami, Fla./Columbus/Miami Dade College
90	Demarcus Christmas	DT	6-4	301	r-FR	Sarasota, Fla./Manatee
91	Derrick Nnadi	DT	6-1	301	SO	Virginia Beach, Va./Ocean Lakes
92	Justin Shanks	DT	6-2	322	r-JR	Prattville, Ala./Prattville
95	Keith Bryant	DT	6-2	294	r-SO	Delray Beach, Fla./Atlantic
97	Isaiah Smallwood	DE	6-2	203	r-FR	Dover, Fla./Strawberry Coast
98	Rick Leonard	DE	6-7	281	SO	Middletown, Md./Middletown
99	Nile Lawrence-Stample	DT	6-1	302	r-SR	Fort Lauderdale, Fla./Nova

FLORIDA STATE FOOTBALL

2015 FLORIDA STATE ALPHABETICAL ROSTER

No	Name	Pos	Ht.	Wt	Cl	Hometown/HS/Previous School
19	Roberto Aguayo	K	6-1	204	r-JR	Mascotte, Fla./South Lake
29	Nate Andrews	DB	6-0	206	JR	Fairhope, Ala./Fairhope
72	Kareem Are	OL	6-6	334	r-JR	Elmont, N.Y./Sewanhaka/Fort Scott CC
38	Cason Beatty	P	6-3	214	SR	Charlotte, N.C./Olympic
78	Wilson Bell	OL	6-5	316	r-SO	Mobile, Ala./Blount
75	Abdul Bello	OL	6-6	307	FR	Warri, Nigeria/Montverde Academy (Fla.)
42	Rocky Bonasorte	WR	6-5	189	r-SO	Tallahassee, Fla./Lincoln/Tallahassee CC
10	Calvin Brewton	DB	6-0	184	FR	Miami, Fla./Miami Central
42	Lamarcus Brutus	DB	6-0	207	r-SR	Port St. Lucie, Fla./Treasure Coast
95	Keith Bryant	DT	6-2	294	r-SO	Delray Beach, Fla./Atlantic
40	Ken Burnham	LS/LB	6-0	203	r-FR	Lithia, Fla./Newsome
11	George Campbell	WR	6-4	202	FR	Clearwater, Fla./East Lake
21	Chris Casher	DE	6-4	256	r-JR	Mobile, Ala./Davidson
90	Demarcus Christmas	DT	6-4	301	r-FR	Sarasota, Fla./Manatee
21	Lucas Clark	QB	6-0	198	r-SR	Fort Walton Beach, Fla./Choctawhatchee
4	Dalvin Cook	RB	5-11	202	SO	Miami, Fla./Miami Central
32	Tres Copeland	DB	6-0	179	r-SO	Madison, Fla./Aucilla Christian/Tallahassee CC
16	J.J. Cosentino	QB	6-4	239	r-FR	Lower Burrell, Pa./Central Catholic
31	Kris Dixon	DE	6-1	210	FR	Tallahassee, Fla./Godby
39	Reginald Dixon, Jr.	DB	5-10	203	r-JR	Tallahassee, Fla./Godby
43	Jason Duff	RB	6-0	195	FR	North Ft. Myers/North Ft. Myers
54	Alec Eberle	OL	6-4	294	r-FR	Mechanicsville, Va./Atlee
14	Javien Elliott	DB	5-11	176	r-SR	Panama City, Fla./Rutherford
41	Lorenzo Featherston	DE	6-7	229	SO	Greensboro, N.C./Page
12	Deondre Francois	QB	6-1	203	FR	Orlando, Fla./IMG Academy
61	Harrison Frank	LS	6-3	207	FR	Fort Lauderdale, Fla./St. Thomas Aquinas
62	Ethan Frith	OL	6-7	312	FR	Summit, Miss./North Pike
47	Stephen Gabbard	LS	6-2	229	SO	Tallahassee, Fla./Godby
6	Everett Golson	QB	6-0	199	GR	Myrtle Beach, S.C./Myrtle Beach/Notre Dame
49	N'Namdi Green	TE	6-3	238	SO	Tampa, Fla./Berkeley Prep
7	Ryan Green	DB	5-11	201	JR	St. Petersburg, Fla./St. Petersburg Catholic
83	Christian Griffith	WR	6-6	205	r-SR	Palm Beach, Fla./The King's Academy
13	Ja'Vonn Harrison	WR	6-2	202	SO	Lakeland, Fla./Kathleen
89	Gilbert Henric, Jr.	WR	6-0	196	r-FR	Miami, Fla./Columbus/Miami Dade College
49	Jonathan Hernandez	P	6-4	216	r-SO	Bradenton, Fla./Manatee
59	Ryan Hoefel	OL	6-2	299	r-SO	New Orleans, La./Brother Martin
73	Caleb Holley	DT	6-3	310	FR	Key West, Fla./East Bay
18	Ro'Derrick Hoskins	LB	6-2	238	r-SO	Orlando, Fla./Evans
1	Tyler Hunter	DB	5-11	198	r-SR	Valdosta, Ga./Lowndes County
43	Xavier Hurge	DB	6-0	204	SO	Coral Springs, Fla./Florida Virtual School
81	Ryan Izzo	TE	6-5	241	r-FR	Highland Lakes, N.J./Pope John XXIII
87	Jared Jackson	WR	6-2	186	r-SO	Monticello, Fla./Aucilla Christian
28	Maliq Jackson	DB	6-0	176	SO	Jesup, Ga./Wayne County
3	Derwin James	DB	6-3	212	FR	Haines City, Fla./Haines City
77	Roderick Johnson	OL	6-7	323	SO	Florissant, Mo./Hazelwood Central
55	Fredrick Jones	DT	6-2	304	r-FR	Miami, Fla./Miami Central
74	Derrick Kelly	OL	6-5	312	r-FR	Quincy, Fla./East Gadsden
69	Barrett Kernon	LS	6-4	247	r-SR	Ormond Beach, Fla./Seabreeze
85	Jeremy Kerr	TE	6-6	266	r-SO	St. Petersburg, Fla./St. Petersburg
31	Vincent Kerr	RB	5-9	220	JR	Fort Lauderdale, Fla./Plantation
30	Sh'Mar Kilby-Lane	LB	6-1	212	FR	Hollywood, Fla./Hallandale
35	Oladiipo Kolawole	RB	6-0	204	JR	Bradenton, Fla./Braden River/State College of Fla
82	Bryan LaCivita	WR	6-1	178	r-SO	Gainesville, Fla./St. Francis Catholic
1	Ermon Lane	WR	6-3	205	SO	Homestead, Fla./Homestead Senior
99	Nile Lawrence-Stample	DT	6-1	302	r-SR	Fort Lauderdale, Fla./Nova
98	Rick Leonard	DE	6-7	281	SO	Middletown, Md./Middletown
13	Marcus Lewis	DB	6-1	192	FR	Washington, D.C./Gonzaga
20	Bobby Lyons, II	WR	6-0	180	r-FR	Orlando, Fla./Ocoee

No	Name	Pos	Ht.	Wt	Cl	Hometown/HS/Previous School
22	Tyrell Lyons	DB	6-1	219	r-SO	Jacksonville, Fla./First Coast
10	Sean Maguire	QB	6-3	221	r-JR	Sparta, N.J./Seton Hall Prep
20	Trey Marshall	DB	6-0	207	SO	Lake City, Fla./Columbia
57	Corey Martinez	OL	6-4	295	r-FR	Tampa, Fla./Tampa Catholic
55	Chad Mavety	OL	6-5	337	r-JR	Sparta, N.J./Sparta/Nassau CC
15	Tarvarus McFadden	DB	6-2	197	FR	Fort Lauderdale, Fla./American Heritage
70	Cole Minshew	OL	6-5	340	FR	Pridgen, Ga./Coffee County
11	Derrick Mitchell, Jr.	DT	6-4	305	r-SR	Jacksonville, Fla./First Coast
86	Justin Motlow	WR	5-11	183	r-FR	Tampa, Fla./Tampa Catholic
80	Nyqwan Murray	WR	5-11	171	FR	Orlando, Fla./Oak Ridge
4	Giorgio Newberry	DT	6-6	295	r-SR	Fort Pierce, Fla./Fort Pierce Central
58	Josh Newman	LB	5-8	179	SR	St. Augustine, Fla./Pedro Menendez
91	Derrick Nnadi	DT	6-1	301	SO	Virginia Beach, Va./Ocean Lakes
5	Reggie Northrup	LB	6-1	231	SR	Jacksonville, Fla./First Coast
48	Vernon Norwood	LB	6-0	207	FR	Jupiter, Fla./Cardinal Newman/FAU
9	Jacques Patrick	RB	6-2	235	FR	Orlando, Fla./Timber Creek
40	Nick Patti	LB	6-1	221	r-FR	Fairhope, Ala./Fairhope
60	Herbans Paul	DB	6-1	203	JR	Immokalee, Fla./Immokalee
7	Mario Pender	RB	5-10	196	r-JR	Cape Coral, Fla./Island Coast
53	Joshua Peters	OL	6-3	311	r-FR	Orlando, Fla./First Academy
5	Da'Vante Phillips	WR	6-1	210	FR	Miami, Fla./Miami Central
35	Lorenzo Phillips	LB	6-2	225	JR	Patterson, La./Patterson/East Miss. CC
33	Colton Plante	FB	6-2	239	FR	Orlando, Fla./First Academy
38	Izaiah Prouse-Lackey	DB	5-9	185	FR	Atlanta, Ga./Riverwood
16	Jacob Pugh	LB	6-4	239	SO	Dade City, Fla./Godby
45	Delvin Purifoy	LB	6-2	257	r-FR	Cantonment, Fla./Pensacola Catholic
8	Jalen Ramsey	DB	6-1	202	JR	Smyrna, Tenn./Brentwood Academy
52	David Robbins	OL	6-4	322	FR	Glennelg, Md./Glennelg
28	Kevin Robledo	K	6-0	165	FR	Thousand Oaks, Calif./Westlake
71	Brock Ruble	OL	6-8	307	r-FR	Charlotte Hall, Md./DeMatha Catholic
15	Travis Rudolph	WR	6-1	186	SO	West Palm Beach, Fla./Cardinal Newman
88	Mavin Saunders	TE	6-5	248	r-FR	Bimini, Bahamas/The Kinkaid School (Texas)
51	Sean Scott	LB	6-0	215	SR	Orlando, Fla./Wekiva/Southern Miss
92	Justin Shanks	DT	6-2	322	r-JR	Prattville, Ala./Prattville
97	Isaiah Smallwood	DE	6-2	203	r-FR	Dover, Fla./Strawberry Coast
37	Keelin Smith	DB	6-3	190	r-SR	Fort Pierce, Fla./Treasure Coast
24	Terrance Smith	LB	6-4	230	r-SR	Decatur, Ga./Southwest DeKalb
64	Willie Smith	OL	6-2	295	JR	Sarasota, Fla./Sarasota
23	Freddie Stevenson	FB	6-1	241	JR	Bartow, Fla./Bartow
9	Josh Sweat	DE	6-5	237	FR	Chesapeake, Va./Oscar Smith
18	Auden Tate	WR	6-5	216	FR	Irmo, S.C./Wharton (Fla.)
86	Darvin Taylor, II	DT	6-3	308	FR	Chester, Va./Thomas Dale
56	Brent Terry	LB	6-1	200	SO	Jacksonville, Fla./Creekside
6	Matthew Thomas	LB	6-3	225	r-SO	Miami, Fla./Booker T. Washington
67	Adam Torres	DT	6-4	285	r-FR	Lake Mary, Fla./Lake Mary
76	Greg Turnage	OL	6-1	275	FR	Gainesville, Fla./Eastside
36	Michael Urow	DB	6-0	183	SR	Weston, Fla./Cypress Bay
26	Johnathan Vickers	RB	6-1	226	SO	Quincy, Fla./North Florida Christian
44	DeMarcus Walker	DE	6-3	281	JR	Jacksonville, Fla./Sandalwood
66	Keith Weeks	OL	6-4	294	r-JR	Valrico, Fla./Newsome
19	A.J. Westbrook	DB	6-0	178	FR	Daytona Beach, Fla./Mainland
27	Marquez White	DB	6-0	184	JR	Dothan, Ala./Northview
8	Kermit Whitfield	WR	5-8	184	JR	Orlando, Fla./Jones
84	Jalen Wilkerson	TE	6-4	253	FR	Douglas, Ga./Coffee County
12	Arthur Williams	DT	6-4	318	r-FR	Waycross, Ga./E.E. Smith (N.C.)
32	Steven Williams	RB	5-8	160	r-JR	Naples, Fla./Naples/Tallahassee CC
3	Jesus Wilson	WR	5-10	185	JR	Miami, Fla./Christopher Columbus
46	Jayon Young	TE	6-0	239	r-JR	Fort Lauderdale, Fla./J.P. Taravella

FLORIDA STATE FOOTBALL

NATIONAL POLLS

AMWAY COACHES POLL - Week 15

1	Clemson (55)	1493
2	Alabama (5)	1438
3	Oklahoma	1363
4	Michigan State	1341
5	Ohio State	1205
6	Stanford	1202
7	Iowa	1184
8	Florida State	1025
9	Notre Dame	1016
10	TCU	927
11	North Carolina	914
12	Northwestern	775
13	Oklahoma State	764
14	Oregon	655
15	Mississippi	627
16	Houston	626
17	Michigan	533
18	Florida	502
19	Baylor	485
20	Utah	362
21	LSU	261
22	Navy	251
23	Wisconsin	177
24	Temple	72
25	Georgia	68

Others receiving votes: Western Kentucky 55; Southern California 51; San Diego State 26; Tennessee 24; UCLA 15; Washington State 12; Bowling Green 12; Memphis 10; Mississippi State 7; Brigham Young 7; Arkansas State 6; Appalachian State 3; Texas A&M 3; **Louisville 2**; Pittsburgh 1.

Bold italics denotes opponent

CFP SELECTION COMMITTEE RANKINGS - Week 15 (Sixth Rankings)

1	Clemson	1
2	Alabama	2
3	Michigan State	5
4	Oklahoma	3
5	Iowa	4
6	Stanford	7
7	Ohio State	6
8	Notre Dame	8
9	Florida State	9
10	North Carolina	10
11	TCU	11
12	Mississippi	13
13	Northwestern	14
14	Michigan	15
15	Oregon	16
16	Oklahoma State	17
17	Baylor	12
18	Houston	19
19	Florida	18
20	LSU	21
21	Navy	23
22	Utah	24
23	Tennessee	25
24	Temple	22
25	Southern Cal	20

Bold italics denotes opponent

ASSOCIATED PRESS POLL - Week 15

1	Clemson (51)	1510
2	Alabama (9)	1465
3	Michigan State (1)	1382
4	Oklahoma	1376
5	Stanford	1221
6	Iowa	1214
7	Ohio State	1208
8	Notre Dame	1070
9	Florida State	972
10	North Carolina	949
11	TCU	936
12	Northwestern	776
13	Oklahoma State	767
14	Houston	710
15	Oregon	685
16	Mississippi	656
17	Michigan	578
18	Baylor	426
19	Florida	420
20	Utah	323
21	Navy	271
22	LSU	270
23	Wisconsin	197
24	Temple	94
25	Western Kentucky	70

Others receiving votes: Georgia (9-3) 67; Southern California (8-5) 57; Brigham Young (9-3) 28; Tennessee (8-4) 23; San Diego State (10-3) 22; Washington State (8-4) 20; Arkansas (7-5) 20; Memphis (9-3) 10; Bowling Green (10-3) 8; **South Florida (8-4) 8**; Mississippi State (8-4) 6; Toledo (9-2) 4; UCLA (8-4) 4; Arkansas State (9-3) 2.

Bold italics denotes opponent

FSU in the Polls Weekly

Week	CFP	AP	AMWAY
Preseason		10	8
Week 2		11	8
Week 3		9	6
Week 4		10	7
Week 5		11	9
Week 6		12	8
Week 7		11	8
Week 8		9	9
Week 9		17	15
Week 10	16	17	15
Week 11	16	19	t18
Week 12	14	16	16
Week 13	13	14	14
Week 14	9	10	9
Week 15	9	9	8

RECORDING FSU

FSU's Record In...	
August.....	0-0
September.....	3-0
October.....	4-1
November.....	3-1
December-January.....	0-0

FSU's Conference Record...

At home.....	4-0
On the road.....	2-2
Neutral.....	0-0

FSU's Non-Conference Record...

At home.....	3-0
On the road.....	1-0
Neutral.....	0-0

FSU vs. Ranked Opponents...

At home.....	0-0
On the road.....	1-1
Neutral.....	0-0

FSU's Record in Games...

Decided by 1-3 points.....	0-0
4-7 points.....	1-1
8-10 points.....	1-1
11-19 points.....	2-0
20-29 points.....	4-0
30+ points.....	2-0

FSU's Record When Scoring...

10 or fewer points.....	0-0
11-19 points.....	1-2
20-29 points.....	3-0
30+ points.....	6-0

FSU's Record When Allowing...

10 or fewer points.....	2-0
11-19 points.....	5-0
20-29 points.....	3-2
30+ points.....	0-0

FSU's Record in Games...

During the day.....	6-1
At night.....	4-1
Scoring first.....	7-2
Opponent scores first.....	3-0
Leading after 1st quarter.....	7-1
Trailing after 1st quarter.....	2-0
Tied after the 1st quarter.....	1-1
Leading at halftime.....	7-2
Trailing at halftime.....	1-0
Tied at halftime.....	2-0
Leading after 3rd quarter.....	10-1
Trailing after 3rd quarter.....	0-0
Tied after the 3rd quarter.....	0-1
In overtime.....	0-0

FSU's Record With...

100-yard rusher.....	8-1
100-yard receiver.....	3-0
300-yard passer.....	3-0
Less than 300-yards total off.....	1-1
300-399 yards total offense.....	2-1
400-499 yards total offense.....	3-0
500+ yards total offense.....	4-0
Committing fewer turnovers.....	6-1
Committing more turnovers.....	1-1
Turnovers are equal.....	3-0
Not committing a turnover.....	7-0

FSU's Record When Allowing...

100-yard rusher.....	1-1
100-yard receiver.....	2-1
300-yard passer.....	2-0
Less than 300-yards total off.....	5-0
300-399 yards total offense.....	3-1
400-499 yards total offense.....	2-0
500+ yards total offense.....	0-1

FSU's Record When Wearing...

Garnet Jersey/Gold Pants.....	6-1
White Jersey/Gold Pants.....	3-1
Black Jersey/Black Pants.....	1-0
White Jersey/White Pants.....	0-0

FLORIDA STATE FOOTBALL

THE ATLANTIC COAST CONFERENCE 2015 STANDINGS

ATLANTIC DIVISION	ACC GAMES						OVERALL								
	W	L	For	Opp	Hm	Rd	W	L	For	Opp	Hm	Rd	Nu	Div.	Streak
*Clemson	8	0	304	152	4-0	4-0	13	0	500	263	7-0	5-0	1-0	6-0	W16
Florida State	6	2	216	144	4-0	2-2	10	2	388	189	7-0	3-2	0-0	5-1	W3
Louisville	5	3	208	200	3-1	2-2	7	5	346	292	4-2	3-2	0-1	4-2	W1
NC State	3	5	219	237	1-3	2-2	7	5	404	285	3-3	4-2	0-0	3-3	L1
Syracuse	2	6	202	266	2-2	0-4	4	8	327	372	4-3	0-5	0-0	2-4	W1
Wake Forest	1	7	120	219	0-4	1-3	3	9	209	295	1-5	2-4	0-0	1-5	L6
Boston College	0	8	73	147	0-4	0-4	3	9	206	183	3-4	0-5	0-0	0-6	L8

COASTAL DIVISION	W	L	For	Opp	Hm	Rd	W	L	For	Opp	Hm	Rd	Nu	Div.	Streak
#North Carolina	8	0	340	190	4-0	4-0	11	2	531	294	7-0	4-0	1-1	6-0	L1
Pitt	6	2	216	182	2-2	4-0	8	4	339	295	3-3	5-1	0-0	4-2	L1
Miami	5	3	199	259	3-1	2-2	8	4	347	346	5-1	3-3	0-0	5-1	W2
Duke	4	4	220	260	2-2	2-2	7	5	366	289	3-3	4-2	0-0	2-4	W1
Virginia Tech	4	4	203	186	1-3	3-1	6	6	348	290	2-4	4-2	0-0	2-4	W1
Virginia	3	5	217	233	3-1	0-4	4	8	309	386	4-3	0-5	0-0	2-4	L1
Georgia Tech	1	7	188	250	1-3	0-4	3	9	351	309	3-4	0-5	0-0	0-6	L4

*ACC Champions; #Coastal Division Champions

ACC BOWL LINE-UP

Saturday, December 26

Miami vs. Washington State (Sun Bowl)	2:00 PM/CBS
Indiana vs. Duke (Pinstripe Bowl)	3:30 PM/ABC
Tulsa vs. Virginia Tech (Independence Bowl)	5:45 PM/ESPN

Monday, December 28

Pitt vs. Navy (Military Bowl)	2:30 PM/ESPN
-------------------------------------	--------------

Tuesday, December 29

North Carolina vs. Baylor (Russell Athletic Bowl)	5:30 PM/ESPN
---	--------------

Wednesday, December 30

NC State vs. Mississippi State (Belk Bowl)	3:30 PM/ESPN
Texas AGM vs. Louisville (Music City Bowl)	7:00 PM/ESPN

Thursday, December 31

Houston vs. Florida State (Chick-fil-A Peach Bowl)	12:00 PM/ESPN
Oklahoma vs. Clemson (Orange Bowl - CFP Semifinal)	4:00 PM/ESPN

PREVIOUSLY IN THE ACC

Friday, November 27

Miami at Pitt	UM - W, 29-24
---------------------	---------------

Saturday, November 28

Clemson at South Carolina	CU - W, 37-32
Georgia at Georgia Tech	GT - L, 7-13
Virginia Tech at Virginia	VT - W, 23-20
Louisville at Kentucky	UL - W, 38-24
Boston College at Syracuse	SU - W, 20-17
Duke at Wake Forest	DU - W, 27-21
North Carolina at NC State	UNC - W, 45-34
Florida State at Florida	FSU - W, 27-2

Saturday, December 5

North Carolina vs. Clemson	CU - W, 45-37
----------------------------------	---------------

(Dr. Pepper ACC Championship Game in Charlotte, N.C.)

2015 FSU ACC PLAYERS OF THE WEEK

Award	Player	Opponent
Offensive Back	QB Everett Golson	Texas State - 9/5
Offensive Back	RB Dalvin Cook	USF - 9/12
Offensive Lineman	OL Roderick Johnson	USF - 9/12
Defensive Back	CB Jalen Ramsey	USF - 9/12
Specialist	K Roberto Aguayo	USF - 9/12
Linebacker	LB Terrance Smith	BC - 9/18
Defensive Back	CB Jalen Ramsey	BC - 9/18
Defensive Back	DB Trey Marshall	WF - 10/3
Offensive Back	RB Dalvin Cook	UM - 10/10
Defensive Line	DE DeMarcus Walker	UM - 10/10
Receiver	WR Kermit Whitfield	UL - 10/17
Linebacker	LB Jacob Pugh	UL - 10/17
Receiver	WR Travis Rudolph	SU - 10/31
Rookie	RB Jacques Patrick	SU - 10/31
Defensive Back	S Derwin James	NCS - 11/14
Defensive Lineman	DE DeMarcus Walker	UF - 11/28

ACC PRESEASON PREDICTIONS

Florida State, seeking its 16th Atlantic Coast Conference football title and its fourth in a row, was picked to finish second in the Atlantic Division behind preseason favorite Clemson. The Seminoles received 56 first place votes to win the division, while 41 voters felt FSU would capture its fourth consecutive conference championship at seasons end. Clemson was the overall favorite to win the league. Six of the seven teams in the Coastal Division garnered first place votes but none more than Georgia Tech, who was the preseason favorite to win their division in 2015. Voters cast their ballots during this year's ACC Football Kickoff in Pinehurst, N.C.

Clemson quarterback Deshaun Watson was voted the 2015 ACC Preseason Player of the Year. FSU's Jalen Ramsey finished tied for fourth in the voting.

ACC PLAYER OF THE YEAR

1. Deshaun Watson, QB, Clemson	69
2. James Conner, RB, Pitt	46
3. Justin Thomas, QB, Georgia Tech	13
4. Jalen Ramsey, CB, Florida State	7
Brad Kaaya, QB, Miami	7
6. Marquise Williams, QB, North Carolina	6
Kendall Fuller, CB, Virginia Tech	6
8. Tyler Boyd, WR, Pitt	3

ATLANTIC DIVISION

1. Clemson (101)	1,032
2. Florida State (56)	992
3. Louisville (1)	746
4. NC State	673
5. Boston College	473
6. Syracuse	291
7. Wake Forest	217

COASTAL DIVISION

1. Georgia Tech (96)	991
2. Virginia Tech (44)	841
3. Miami (7)	632
4. Duke (4)	615
5. North Carolina (4)	590
6. Pitt (3)	535
7. Virginia	220

ACC CHAMPIONSHIP VOTES

1. Clemson	84
2. Florida State	41
3. Georgia Tech	20
4. Virginia Tech	7
5. North Carolina	3

2015 PRESEASON ALL-ACC TEAM

WR Tyler Boyd	Pitt
WR Mike Williams	Clemson
WR Artavis Scott	Clemson
TE Bucky Hodges	Virginia Tech
T Roderick Johnson	Florida State
T Adam Bisnowaty	Pitt
G Landon Turner	North Carolina
G Eric Mac Lain	Clemson
C Matt Skura	Duke
QB Deshaun Watson	Clemson
RB James Connor	Pitt
RB Shadrach Thornton	NC State
DE Dadi Nicolas	Virginia Tech
DE Shag Lawson	Clemson
DE Sheldon Rankins	Louisville
DT Adam Gotsis	Georgia Tech
DT Luther Maddy	Virginia Tech
LB Terrance Smith	Florida State
LB Brandon Chubb	Wake Forest
LB James Burgess	Louisville
CB Jalen Ramsey	Florida State
CB Kendall Fuller	Virginia Tech
S Jeremy Cash	Duke
S Quin Blanding	Virginia
PK Roberto Aguayo	Florida State
P Alex Kinal	Wake Forest
SP Ryan Switzer	North Carolina

FLORIDA STATE FOOTBALL

THE LAST TIME IT HAPPENED

The Last Time Florida State...

RUSHING

Had 400 or more yards:	vs. Wake Forest, 1995 (401)
Had 300-399 yards:	vs. Idaho, 2013 (336)
Had 200-299 yards:	vs. Syracuse, 2015 (221)
Had 51-100 yards:	at Georgia Tech, 2015 (70)
Had 11-50 yards:	vs. Notre Dame, 2014 (50)
Had FEWER than 10 yards:	at Virginia Tech, 2012 (15)
Had 70 or more rush attempts:	vs. Western Carolina, 1995 (72)
Had 60-69 rush attempts:	vs. Virginia, 2002 (60)
Had 50-59 rush attempts:	at Miami, 2008 (54)
Had seven rush TDs:	vs. Murray State, 2012
Had six rush TDs:	vs. Nevada, 2013
Had five rush TDs:	vs. Chattanooga, 2015
Had four rush TDs:	at NC State, 2014
Had two or more players with 100 yards in a game:	vs. Idaho, 2013
Devonta Freeman (11-129) and Karlos Williams (10-114)	
Had two players with 150 or more yards in a game:	vs. Notre Dame, 1994
Rock Preston (12-165) and Warrick Dunn (29-163)	

PASSING

Had 500 or more yards passing:	vs. Clemson, 2000 (521)
Had 400-499 yards passing:	at Louisville, 2014 (401)
Had 300-399 yards passing:	vs. Syracuse, 2015 (354)
Had 200-299 yards passing:	vs. Chattanooga, 2015 (235)
Had 70-125 yards passing:	at Boston College, 2015 (119)
Had LESS than 75 yards passing:	at Florida, 2011 (65)
Had 40 or more pass attempts:	vs. Oregon (15 Rose), 2014 (48)
Had 30-39 attempts:	vs. NC State, 2015 (37)
Attempted 20 or fewer passes:	at Florida, 2011 (13)
Had 30 or more pass completions:	at Syracuse, 2014 (30)
Had 20-29 pass completions:	vs. NC State, 2015 (23)
Had FEWER than 10 pass completions:	vs. Duke, 2012 (9)
Had six passing TDs:	vs. Charleston Southern, 2011
Had five passing TDs:	vs. Texas State, 2015
Had four passing TDs:	at NC State, 2014
Had three passing TDs:	vs. Syracuse, 2015
Had zero passing TDs:	at Clemson, 2015
Had seven passes intercepted:	at South Carolina, 1994
Had six passes intercepted:	at NC State, 1998
Had five passes intercepted:	vs. Wake Forest, 2008
Had four passes intercepted:	vs. Florida, 2014
Had three passes intercepted:	vs. NC State, 2015
Did not throw an interception:	at Florida, 2015
Completed passes to 11 or more receivers:	vs. Texas State, 2015 (13)
Completed passes to 10 receivers:	at Miami, 2014
Completed passes to nine receivers:	vs. Maryland, 2013
Completed passes to eight receivers:	vs. Syracuse, 2015
Completed passes to seven receivers:	at Clemson, 2015
Completed passes to six receivers:	at Florida, 2015

RECEIVING

Had one player with 100 yards receiving:	vs. NC State, 2015
Kermit Whitfield (6-117)	
Had two players with 100 yards receiving:	at NC State, 2014
Rashad Greene (11-125) and Jesus Wilson (6-109)	
Had three players with 100 yards receiving:	vs. The Citadel, 2005
Chris Davis (9-125), De'Coddy Fagg (7-113), and Greg Carr (3-104)	

COMBINATION OFFENSE

Had a 300-yd passer and a 100-yd rusher:	vs. Syracuse, 2015
Sean Maguire (348 pass), Jacques Patrick (162 rush)	
Had a 100-yd receiver and a 100-yd rusher:	vs. NC State, 2015
Dalvin Cook (138 rush), Kermit Whitfield (117 rec.)	
Had three players w/100+ yds rush or rec:	at NC State, 2014
Karlos Williams (126 rush), Rashad Greene (125 rec), Jesus Wilson (109 rec)	
Had a 400-yd passer and two 100-yd receivers:	at Clemson, 2013
Jameis Winston (444 pass), Nick O'Leary (161 rec), Rashad Greene (146 rec)	

TOTAL OFFENSE

Had 700 or more yards total offense:	vs. Clemson, 2000 (771)
Had 650-699 yards total offense:	vs. Clemson, 2012 (667)
Had 600-649 yards total offense:	vs. Texas State, 2015 (636)
Had 550-599 yards total offense:	vs. Syracuse, 2015 (575)
Had 500-549 yards total offense:	vs. Louisville, 2015 (510)
Had 450-499 yards total offense:	vs. NC State, 2015 (479)
Had 400-449 yards total offense:	vs. USF, 2015 (441)
Had 151-200 yards total offense:	vs. Wake Forest, 2006 (139)
Had LESS than 150 yards total offense:	vs. Wake Forest, 2006 (139)
Had LESS than 100 yards total offense:	at Florida, 2011 (95)
Had 85 or more plays:	vs. Oregon (15 Rose), 2014 (87)
Had 75-84 plays:	vs. NC State, 2015 (75)
Had FEWER than 55 plays:	at Wake Forest, 2015 (52)

SCORING

Scored 80 or more points:	vs. Idaho, 2013 (80)
Scored 70-79 points:	vs. Wake Forest, 1995 (72)
Scored 60-69 points:	vs. Maryland, 2013 (63)
Scored 50-59 points:	vs. Chattanooga, 2015 (52)
Scored 40-49 points:	vs. Syracuse, 2015 (45)
Scored 30-39 points:	vs. NC State, 2015 (34)
Allowed 60 or more points:	Never
Allowed 50-59 points:	vs. Oregon (15 Rose), 2014 (59)
Allowed 40-49 points:	at NC State, 2014 (41)
Allowed 30-39 points:	vs. Georgia Tech (ACC), 2014 (35)
FSU lost by 45 or more points:	at Miami, 1976 (47)
FSU lost by 30-44 points:	vs. Oregon (15 Rose), 2014 (39)
FSU lost by 20-29 points:	at Florida, 2009 (27)
Was held scoreless:	vs. Wake Forest, 2006 (30-0)
Was held scoreless at home:	vs. Wake Forest, 2006 (30-0)
Was held scoreless on the road:	vs. Miami, 1988 (31-0)
Held opponent scoreless:	at Boston College, 2015 (04-0)
Held opponent scoreless at home:	vs. Maryland, 2013 (63-0)
Held opponent scoreless on the road:	at Boston College, 2015 (04-0)
Held opp. scoreless/neutral site:	vs. Kansas (Meadowlands), 1993 (42-0)
Held opponent without a touchdown:	at Florida, 2015
Held two opponents scoreless in one season:	2012
Held three or more opponents scoreless in one season:	1993 (4)
Held an ACC opponent scoreless:	at Boston College, 2015 (04-0)
Held two ACC opponents scoreless:	1993
Held three ACC opponents scoreless:	1993
Scored a 2-point conversion:	at Virginia Tech 2012
EJ Manuel to Nick O'Leary	
Scored a defensive 2-point conversion:	vs. Virginia Tech, 2010
Nigel Bradham	
Scored 49 or more points in four consecutive games to open season:	2012
Scored on first drive of game:	at Clemson, 2015 (TD)

TURNOVERS

Committed eight or more turnovers:	at South Carolina, 1984 (7 Int., 2 Fum.)
Committed seven turnovers:	vs. Wake Forest, 2008 (5 Int., 2 Fum.)
Committed six turnovers:	at NC State, 1998 (6 Int.)
Committed five turnovers:	vs. NC State, 2015 (3 Int., 2 Fum.)
Committed four turnovers:	vs. Florida, 2014 (4 Int.)
Lost four or more fumbles:	vs. Oregon (15 Rose), 2014 (4)
Lost three fumbles:	vs. Jacksonville State, 2009 (3)
Did not commit a turnover:	at Florida, 2015
Did not commit a turnover in consecutive games:	UTC-UF, 2015
Recorded a game and did not commit a turnover:	vs. North Carolina, 2010
Recorded six or more takeaways:	at Wake Forest, 2013 (6 Int., 1 Fum.)
Recorded five takeaways:	vs. South Carolina, 2010 (3 Int., 2 Fum.)
Recorded four takeaways:	vs. Idaho, 2013 (4 Int.)
Recorded three takeaways:	at Miami, 2014 (1 Int., 2 Fum.)
Returned an interception for a TD:	vs. Florida, 2014
Terrance Smith (94 yards)	
Returned two or more interceptions for TDs:	vs. Idaho, 2013
Telvin Smith (79 yards) and E.J. Levenberry (78 yards)	
Returned a fumble for a TD:	at Boston College, 2015
Jalen Ramsey (36 yards)	
Returned two fumbles for a TD:	vs. Wisconsin, 2008
Derek Nicholson (75 yards) and Dekoda Watson (51 yards)	
Returned two takeaways for a TD:	vs. Idaho, 2013
Telvin Smith (79-yard INT) and E.J. Levenberry (78-yard INT)	

DEFENSE

Held opp. to 0 or fewer rushing yards:	at Colorado, 2007 (-27)
Held opp. to 1-10 rushing yards:	vs. Duke, 2007 (9)
Held opp. to 11-50 rushing yards:	vs. Miami, 2015 (20)
Held opp. to 51-100 rushing yards:	vs. NC State, 2015 (79)
Held opp. to 101-200 rushing yards:	at Florida, 2015 (134)
Held opp. to 51-100 passing yds:	at Georgia Tech, 2015 (67)
Held opp. to 50 or fewer passing yds:	vs. Savannah State, 2012 (9)
Held opp. to 25 or fewer passing yds:	vs. Savannah State, 2012 (9)
Held opp. to 201-300 yds total offense:	at Florida, 2015 (262)
Held opp. to 151-200 yds total offense:	at Boston College, 2015 (195)
Held opp. to 101-150 yds total offense:	vs. Wake Forest, 2014 (126)
Held opp. to 100 or fewer yds total offense:	vs. Savannah State, 2012 (28)
Intercepted six or more passes:	at Wake Forest, 2013 (6)
Intercepted five passes:	vs. Wake Forest, 1997
Intercepted four passes:	vs. Idaho, 2013
Intercepted three passes:	at Syracuse, 2014
Recovered three fumbles:	vs. Florida, 2010
Scored a safety:	vs. Bethune-Cookman, 2013
Scored two or more safeties:	vs. UCF, 1995
Scored on a blocked FG:	vs. Clemson, 2006
Tony Carter (69 yards)	
Recorded 10 or more sacks:	vs. Wake Forest, 1997 (11)
Recorded nine sacks:	vs. Miami, 2005
Recorded eight sacks:	vs. BYU, 2010
Recorded seven sacks:	vs. Idaho, 2013
Recorded six sacks:	vs. Murray State, 2012
Recorded five sacks:	vs. Louisville, 2015
Recorded 10 or more tackles for loss:	vs. Wake Forest, 2014 (11)
Held opponent to 11-15 first downs:	vs. Chattanooga, 2015 (15)
Held opponent to 10 or fewer first downs:	vs. Wake Forest, 2014 (10)
Broke up 10 or more passes:	vs. Notre Dame, 2014 (10)
Held opponent to neg. rushing yards in a half:	vs. Wake Forest, 2014 (1-26, 1st)

SPECIAL TEAMS

Returned a punt for a TD:	vs. Duke, 2012
Tyler Hunter (75 yards)	
Returned three or more punts for TDs in a season:	2012
Rashad Greene (Murray State & Wake Forest), Tyler Hunter (Duke)	
Returned two punts for a TD in a season:	2012
Rashad Greene (Murray State & Wake Forest), Tyler Hunter (Duke)	
Returned a blocked punt for a TD:	vs. UCLA, 2006
Lawrence Timmons (25 yards)	
Blocked a punt for a safety:	vs. Colorado, 2008
Returned a kickoff for a TD:	vs. Auburn (14 BCS Championship), 2013
Kermit Whitfield (100 yards)	
Blocked one punt:	vs. Samford, 2010 (Chris Thompson)
Blocked two punts:	vs. NC State, 2005 (Houllis, Church)
Punted 10 or more times:	at NC State, 2004 (11)
Punted 9 times:	at Florida, 2011
Punted Once:	vs. Wake Forest, 2014
Did not record a punt:	vs. Samford, 2010
Blocked a field goal:	at Florida, 2015
Blocked two field goals:	at Duke, 2003 (B.J. Ward)
Blocked a FG and returned for a TD:	vs. Clemson, 2006
Tony Carter (69 yards)	
Missed a field goal:	vs. Syracuse, 2015
Had a field goal blocked:	Roberto Aguayo at Georgia Tech, 2015
Had a FG blocked and returned for a TD:	Roberto Aguayo at Georgia Tech, 2015
Blocked a PAT kick:	vs. Oregon (15 Rose), 2014 (Nile Lawrence-Stamp)
Scored on a blocked PAT:	vs. Virginia Tech (ACC), 2010 (Nigel Bradham)
Missed a kicking PAT:	vs. Savannah State, 2012
Had a kicking PAT blocked:	vs. Florida, 2008 (Graham Gano)
Had a punt blocked:	at NC State, 2012 (Cason Beatty)
Recovered an on-side kick:	at Wake Forest, 2009
Kicked five field goals or more:	vs. Wake Forest, 2014 (Roberto Aguayo, 5)
Kicked four field goals:	at Miami, 2012 (Dustin Hopkins)
Kicked three field goals:	at Georgia Tech, 2015 (Roberto Aguayo)

MISCELLANEOUS

Had 30 or more first downs:	vs. Texas State, 2015 (30)
Had 20-29 first downs:	vs. Chattanooga, 2015 (25)
Had FEWER than 10 first downs:	at Florida, 2011 (7)
Had 20 or more penalties:	vs. Duke, 1997 (20)
Had 15-19 penalties:	at North Carolina, 2009 (16)
Had 10-14 penalties:	vs. Louisville, 2015 (10)
Had 150 or more yards in penalties:	vs. West Virginia (05 Gator), 2004 (174)
Had 100-149 yards in penalties:	at Wake Forest, 2015 (100)
Had less than 25 yards in penalties:	at Miami, 2014 (15)
Had ZERO penalties:	vs. Virginia Tech, 2010
Had 35 minutes or more possession time:	at Syracuse, 2014 (36:27)
Was involved in a tie game:	vs. Florida, 1994 (31-31)
Was involved in an overtime game:	vs. Clemson, 2014 (W, 23-17)
Scoring Drive of 20 or more plays:	vs. Notre Dame, 2002 (20)
Scoring Drive of 15 or more plays:	vs. Virginia, 2014 (15)
Scoring Drive of 99 yards:	vs. Boston College, 2012 (6-99, TD)

The Last Time A Florida State Player...

RUSHING

Rushed 35 or more times:	Never
Rushed 30-34 times:	Dalvin Cook vs. USF, 2015 (30)
Rushed 25-29 times:	Dalvin Cook at Florida, 2015 (26)
Rushed 20-24 times:	Dalvin Cook vs. NC State, 2015 (22)
Rushed for 300 or more yards:	Greg Allen vs. Western Carolina, 1981 (322)
Rushed for 200-299 yards:	Dalvin Cook vs. Miami, 2015 (222)
Rushed for 175-199 yards:	Dalvin Cook at Florida, 2015 (183)
Rushed for 150-174 yards:	Jacques Patrick vs. Syracuse, 2015 (162)
Rushed for 125-149 yards:	Dalvin Cook vs. NC State, 2015 (138)
Rushed for 100-124 yards:	Dalvin Cook vs. Chattanooga, 2015 (106)
QB rushed for 100 or more yards:	EJ Manuel vs. Clemson, 2012 (12-102)
QB rushed for 50-99 yards:	Jameis Winston at Boston College, 2013 (67)
QB rushed for 10 or 50+ yards:	D'Vontrey Richardson vs. Chattanooga, 2008 (55)
Four Rushing TDs:	Antone Smith at Miami, 2008
Three Rushing TDs:	Jacques Patrick vs. Syracuse, 2015
Two Rushing TDs:	Dalvin Cook at Florida, 2015
Two Players Rush For Two TDs:	Dalvin Cook & Jacques Patrick vs. Chattanooga, 2015
Had a run of 80 yards or more:	Dalvin Cook at Wake Forest, 2015 (94)
Had a run of 60-79 yards:	Dalvin Cook at Clemson, 2015 (75)
Had a run of 50-59 yards:	Dalvin Cook vs. Louisville, 2015 (54)
Had a run of 40-49 yards:	Dalvin Cook at Miami, 2014 (44)
Rushed for TD on first career carry:	Colton Plante vs. Chattanooga, 2015

PASSING

Passed for 400 or more yards:	Jameis Winston at Louisville, 2014 (401)
Passed for 300-399 yards:	Sean Maguire vs. Syracuse, 2015 (348)
Passed for 200-299 yards:	Sean Maguire vs. NC State, 2015 (231)
Attempted 45 or more passes:	Jameis Winston vs. Oregon (15 Rose), 2014 (45)
Attempted 35-44 passes:	Sean Maguire vs. Syracuse, 2015 (35)
Completed 40 or more passes:	Drew Weatherford vs. Penn State, 2006 (43)
Completed 30-39 passes:	Jameis Winston at Syracuse, 2014 (30)
Threw five TD passes:	Jameis Winston vs. Maryland, 2013
Threw four TD passes:	Everett Golson vs. Texas State, 2015
Threw five or more interceptions:	Chris Wienke at NC State, 1998 (6)
Threw four interceptions:	Jameis Winston vs. Florida, 2014
Threw three interceptions:	Jameis Winston at Louisville, 2014
Completed a pass of 80 yards or more:	Winston to O'Leary at Clemson, 2013 (94)
Completed a pass of 70-79 yds:	Maguire to Rudolph vs. Syracuse, 2015 (75)
Completed pass of 50-69 yds:	Golson to Wilson at Wake Forest, 2015 (51)
Passed for 4 TDs in a half:	Everett Golson vs. Texas State, 2nd half, 2015
Passed for 3 TDs in a half:	Everett Golson vs. Louisville, 2nd half, 2015
Passed for 300 yards in a half:	Sean Maguire (302) vs. Syracuse, 1st half, 2015
Completed a pass to 10 receivers:	Jameis Winston at Miami, 2014 (10)
QB completed first career pass for TD:	Clint Trickett vs. UT-Monroe, 2011
QB completed 3 passes of 50 yds in Q1:	EJ Manuel at Duke, 2011 (1st Q1)
QB completed 2 passes of 50 yds in Q1:	Jameis Winston vs. Wake Forest, 2014 (4th Q1)

FLORIDA STATE FOOTBALL

THE LAST TIME IT HAPPENED

RECEIVING

Caught 15 or more passes:	Ron Sellers vs. South Carolina, 1968 (16)
Caught 10-14 passes:	Rashad Greene vs. Virginia, 2014 (13)
Had 200 or more rec. yards:	Rashad Greene vs. Oklahoma State, 2014 (203)
Had 175-199 yards receiving:	Travis Rudolph vs. Syracuse, 2015 (191)
Had 150-174 yards receiving:	Kermit Whitfield vs. Louisville, 2015 (172)
Had 100-149 yards receiving:	Kermit Whitfield vs. NC State, 2015 (117)
Had two players with 100-149 yards receiving:	at NC State, 2014 Rashad Greene (11-125) and Jesus Wilson (6-109)
Caught three TDs:	Travis Rudolph vs. Syracuse, 2015
Caught two TDs:	Kermit Whitfield vs. Chattanooga, 2015
Caught a 2 pt. conversion:	Nick O'Leary (from EJ Manuel) at Virginia Tech, 2012

TOTAL OFFENSE

Had 500 or more yards:	Chris Weinke vs. Clemson, 2000 (509)
Had 400-499 yards:	Jameis Winston at Clemson, 2013 (446)
QB had 100 yards both passing and rushing:	EJ Manuel vs. Clemson, 2012 (380 passing, 102 rushing)

ALL-PURPOSE YARDS

Had 200 or more yards:	Jacques Patrick vs. Syracuse, 2015 (162 rush, 62 rec - 224)
------------------------	---

SCORING

Accounted for five TDs:	Jameis Winston vs. Maryland, 2013 (5 pass)
Accounted for four TDs:	Everett Golson vs. Texas State, 2015 (4 pass)
Accounted for three TDs:	Sean Maguire (3 pass), Travis Rudolph (3 rec.), Jacques Patrick (3 rush) vs. Syracuse, 2015
Scored four or more TDs:	Antone Smith at Miami, 2008 (4 rush)
Scored three TDs:	Travis Rudolph (3 rec.) & Jacques Patrick (3 rush) vs. Syracuse, 2015
Scored two TDs:	Dalvin Cook at Florida, 2015
Two players scored three TDs in same game:	vs. Syracuse, 2015 Travis Rudolph (3 rec.) and Jacques Patrick (3 rush)
Two players scored two TDs in same game:	vs. NC State, 2015 Dalvin Cook (2 rush) and Kermit Whitfield (2 rec.)
Three players scored two TDs in same game:	vs. Chattanooga, 2015 Dalvin Cook & Jacques Patrick (2 rush) and Kermit Whitfield (2 rec.)

DEFENSE

Intercepted three or more passes:	Mario Edwards at Wake Forest, 1998 (4)
Intercepted two passes:	Jacob Pugh vs. Notre Dame, 2014
Five consecutive games with an interception:	Terrell Buckley (11/2/91-1/1/92) Patrick Robinson (10/6/07-11/3/07)
Recovered two fumbles:	Xavier Rhodes vs. Florida, 2010
Recovered three or more fumbles:	Ron Wallace vs. Wichita State, 1969 (3)
Recorded five or more sacks:	Daryl Bush vs. North Carolina, 1997 (5)
Recorded four sacks:	Bjoern Werner vs. Murray State, 2012
Recorded three sacks:	Bjoern Werner vs. Florida, 2012 (3.5)
Recorded three sacks in three games in a season:	Everette Brown, 2008 vs. Virginia Tech, vs. Clemson and at Maryland
Recorded two sacks:	DeMarcus Walker vs. NC State, 2015
Recorded 15 or more tackles:	Telvin Smith vs. Auburn (14 BCS Championship), 2013 (15)
Recorded 10-14 tackles:	Derwin James vs. Chattanooga, 2015 (10)
Forced two or more fumbles:	Jalen Ramsey at NC State, 2014 (2)
Returned a fumble for a TD:	Jalen Ramsey at Boston College (36)
Two Players Returned a fumble for a TD in a game:	vs. Wisconsin, 2008 Derek Nicholson and Dekoda Watson
Returned a INT for a TD:	Terrance Smith vs. Florida, 2014 (94 yards)
DT Returned a INT for a TD:	Markus White vs. Miami, 2009 (31 yards)
Recorded four or more PBUs:	Jalen Ramsey at Miami, 2014 (4)
Recorded five or more TFL in a game:	Bjoern Werner vs. Murray State, 2012 (5)
Recorded four TFL in a game:	Mario Edwards Jr. vs. Virginia, 2014
Recorded three TFL in a game:	Mario Edwards Jr. vs. Wake Forest, 2014

SPECIAL TEAMS

Scored 13 or more points kicking:	Roberto Aguayo vs. Georgia Tech (ACC), 2014 (13)
Kicked five FGs:	Roberto Aguayo vs. Wake Forest, 2014
Kicked four FGs:	Dustin Hopkins at Miami, 2012
Kicked three FGs:	Roberto Aguayo at Georgia Tech, 2015
Kicked two FGs of 50 or more yds:	Dustin Hopkins vs. Florida, 2012 (50, 53)
Kicked one FG of 50-59 yards:	Roberto Aguayo at Florida, 2015 (51)
Kicked a 60 yard field goal:	Gary Cismesia at Florida, 2007 (60)
Had a 50+ yard FG in five straight games:	Graham Gano, 2008
Kicked 20 or more consecutive FG:	Roberto Aguayo, 2013-14 (23)
Kicked 18 consecutive FG:	Graham Gano, 2008 (18)
Kicked 17 consecutive FG:	Dustin Hopkins, 2010-11 (17)
Kicked game-winning FG as time expired:	Dustin Hopkins vs. Clemson, 2010 (55)
Had a punt of 70 or more yards:	Sean Liss at Miami, 1996 (76)
Had a punt of 60-69 yards:	Cason Beatty at Florida, 2015 (60)
Had two punts of 60 or more yards:	Shawn Powell vs. Miami, 2011 (66, 63)
Had four or more punts over 50 yards:	Cason Beatty at Boston College, 2015 (5)
Had three punts over 50 yards:	Cason Beatty at Florida, 2015
Punted nine or more times:	Graham Gano at Clemson, 2007 (9)
Had 3 punts downed inside the opponent's five:	Graham Gano vs. Wisconsin, 2008
Had a net punting average of 50 or better:	Cason Beatty vs. Chattanooga, 2015 (1-52.0)
Totaled 175 or more kick return yards:	Lamaricus Joyner vs. Clemson, 2012 (5-185)
Totaled 100-174 kick return yards:	Kermit Whitfield at Wake Forest, 2015 (4-111)
Totaled 100 or more punt return yards:	Tyler Hunter vs. Duke, 2012 (5-122)
Blocked two punts in one game:	Dexter Jackson vs. North Carolina, 1996
Blocked a punt:	Chris Thompson vs. Sanford, 2010
Blocked a field goal:	DeMarcus Walker at Florida, 2015
Blocked a field goal and ret. for TD:	Tony Carter vs. Clemson, 2006 (69 yards)
Blocked a PAT kick:	Nile Lawrence-Stample vs. Oregon (15 Rose), 2014
Returned a blocked PAT for 2 points:	Nigel Bradham vs. Virginia Tech, 2010
Returned a kickoff for TD:	Kermit Whitfield vs. Auburn (14 BCS Championship), 2013 (100)
Returned a punt for a TD:	Tyler Hunter vs. Duke, 2012 (75)
Returned two punts for a TD in a season:	Rashad Greene, 2012
Returned a punt for first score of game:	Rashad Greene vs. Murray State, 2012 (47 yds)
Returned a punt for first score of season:	Rashad Greene vs. Murray State, 2012
Blocked a punt for a safety:	Dekoda Watson vs. Colorado, 2008

The Last Time An Opposing Team...

RUSHING

Had 400 or more yards rushing:	Georgia Tech, 2009 (401)
Had 300-399 yards rushing:	Oregon (15 Rose), 2014 (301)
Had 200-299 yards rushing:	Clemson, 2015 (215)
Had 26-100 yards rushing:	NC State, 2015 (79)
Had 11-25 yards rushing:	Miami, 2015 (20)
Had 1-10 yards rushing:	Duke, 2007 (9)
Had FEWER than 0 yards rushing:	Colorado, 2007 (-27)
Had 50 or more rushing attempts:	Georgia Tech (ACC), 2014 (59)
Had six rushing TDs:	Georgia Tech, 2009
Had five rushing TDs:	Oregon (15 Rose), 2014
Had four rushing TDs:	Georgia Tech (ACC), 2014
Had a player with 100 yards rushing in a game:	Florida, 2015
Had two players with 100 yards rushing in a game:	Clemson, 2015

PASSING

Had 400 or more yards passing:	Miami, 2015 (405)
Had 300-399 yards passing:	Louisville, 2015 (307)
Had 200-299 yards passing:	NC State, 2015 (218)
Had 100-199 yards passing:	Florida, 2015 (134)
Had 50-99 yards passing:	Georgia Tech, 2015 (67)
Had FEWER than 50 yards passing:	Savannah State, 2012 (9)
Had 60 or more pass attempts:	Maryland, 1995 (62)
Had 50-59 pass attempts:	Notre Dame, 2014 (52)
Completed 30 or more passes:	Notre Dame, 2014 (31)
Had five passing TDs:	NC State, 2009
Had four passing TDs:	Eric Dungey, Syracuse, 2015
Had three passing TDs:	Boston College, 2013 Louisville, 2015

RECEIVING

Had one player with 200 yds receiving:	Louisville, 2014 (214)
Had one player with 100 yds receiving in a game:	Clemson, 2015 (101)
Had 11 or more players catch a pass:	vs. Texas State, 2015 (13)
Had 10 players catch a pass:	Miami, 2015
Had nine players catch a pass:	Florida, 2015
Had eight players catch a pass:	Virginia, 2014

TOTAL OFFENSE

Had 600 or more yards total offense:	Oregon (15 Rose), 2014 (639)
Had 500-599 yards total offense:	Clemson, 2015 (512)
Had 400-499 yards total offense:	Louisville, 2015 (406)
Had 300-399 yards total offense:	Syracuse, 2015 (303)
Had 201-299 yards total offense:	Florida, 2015 (262)
Had 125-200 yards total offense:	Boston College, 2015 (195)
Had FEWER than 125 yards total offense:	Savannah State, 2012 (28)
Had 80 or more plays:	NC State, 2015 (80)
Had 70-79 plays:	Florida, 2015 (79)

SCORING

Scored 60 or more points:	Never
Scored 50-59 points:	Oregon (15 Rose), 2014 (59)
Scored 40-49 points:	NC State, 2014 (41)
Scored 30-39 points:	Georgia Tech (ACC), 2014 (35)
Scored a two-point conversion:	Oregon (15 Rose), 2014 (pass)

TURNOVERS

Had five or more fumbles:	Kentucky, 2007 (5)
Had three or more fumbles LOST:	Florida, 2010 (3)
Had three or more passes intercepted:	Wake Forest, 2013 (6)
Did not commit a turnover:	Florida, 2015
Intercepted seven passes:	South Carolina, 1984
Intercepted six passes:	NC State, 1998
Intercepted five passes:	Wake Forest, 2008
Intercepted four passes:	Florida, 2014
Intercepted three passes:	NC State, 2015
Returned an INT for a TD:	Virginia Tech, 2010 (Gouveia-Winslow, 24 yards)
Returned a fumble for a TD:	Oregon (15 Rose), 2014 (Washington, 58 yards)

DEFENSE

Held FSU to 10 or fewer first downs:	Florida, 2011 (7)
Scored a safety:	Florida, 2015
Held FSU to less than zero yards rushing:	Virginia Tech, 2012 (-15)
Held FSU to 0-25 yards rushing:	Clemson, 2014 (13)
Held FSU to 26-50 yards rushing:	Notre Dame, 2014 (50)
Held FSU to 201-300 yards passing:	Chattanooga, 2015 (235)
Held FSU to 101-200 yards passing:	Florida, 2015 (160)
Held FSU to 100 or fewer yards passing:	Florida, 2011 (65)
Held FSU to 100 or fewer yards total offense:	Florida, 2011 (95)
Held FSU to 101-300 yards total offense:	Georgia Tech, 2015 (280)
Had five or more sacks:	Clemson, 2014 (5)

SPECIAL TEAMS

Returned a punt for a TD:	Brisly Estime, Syracuse, 2015 (59 yds)
Returned a blocked punt for a TD:	Markese Fitzgerald, Miami, 2001 (5 yds)
Returned a kickoff for a TD:	Justin Miller, Clemson, 2004 (86 yds)
Punted 10 or more times:	USF, 2015 (10)
Punted 9 times:	Florida, 2015
Punted Once:	Florida, 2009
Did not punt:	Georgia Tech, 2009
Missed a kicking PAT:	Texas State, 2015
Recovered an on-sides kick:	NC State, 2013
Attempted an on-sides kick:	Georgia Tech (ACC), 2014
Blocked a PAT:	North Carolina, 2003
Blocked a Field Goal:	Georgia Tech, 2015
Returned a blocked FG for a TD:	Georgia Tech, 2015
Blocked a Punt:	NC State, 2012

MISCELLANEOUS

Had 30 or more first downs:	Oregon (15 Rose), 2014 (30)
Had 20-29 first downs:	NC State, 2015 (21)
Had fewer than 10 first downs:	Florida, 2013 (8)
Had 10 or more penalties:	Chattanooga, 2015 (11)
Had 100 or more yards in penalties:	Florida, 2014 (105)
Did not commit a penalty:	The Citadel, 2014
Had 35 minutes or more of possession time:	Wake Forest, 2015 (35:56)
Had one 100-yard rusher and one 100-yard receiver:	Clemson, 2015 (2 rushers)
Had fewer than 20 yards in the first quarter:	Maryland, 2012 (18)
Had fewer than 20 yards in any quarter:	Wake Forest, 2014 (26, 2nd)
Had no first downs in the first quarter:	Savannah State, 2012
Had no first downs in any quarter:	Wake Forest, 2013 (3rd)
Had no first downs in a half:	Charleston Southern, 2011 (1st)

The Last Time An Opposing Player...

RUSHING

Rushed 40 or more times:	not since 1985
Rushed 30-39 times:	Tre Mason, Auburn (14 BCS Championship), 2013 (34)
Rushed 25-29 times:	Duke Johnson, Miami, 2014 (27)
Rushed for 300 yards or more:	Sam DeJarnette, Southern Miss, 1982 (304)
Rushed for 200-299 yards:	Bryan Thomas, Pitt, 1981 (217)
Rushed for 150-199 yards:	Tre Mason, Auburn (14 BCS Championship), 2013 (195)
Rushed for 100-149 yards:	Kelvin Taylor, Florida, 2015 (136)
Rushed for three TDs:	Svniyn Davis, Georgia Tech (ACC), 2014
Rushed for two TDs:	Eric Dungey, Syracuse, 2015
Had a run of 80 or more yards:	Josh Adams, Wake Forest, 2007 (83)
Had a run of 70-79 yards:	Shadrach Thornton, NC State, 2013 (72)
Had a run of 60-69 yards:	Justin Thomas, Georgia Tech, 2015 (60)
Had a run of 50-59 yards:	Trey Burton, Florida, 2013 (50)

PASSING

Passed for 500 or more yards:	Jeff Van Raaphorst, Arizona State, 1984 (532)
Passed for 400-499 yards:	Brad Kaaya, Miami, 2015 (405)
Passed for 300-399 yards:	Lamar Jackson, Louisville, 2015 (307)
Passed for 200-299 yards:	Jacoby Brissett, NC State, 2015 (209)
Attempted 60 or more passes:	Scott Milanovich, Maryland, 1995 (62)
Attempted 50-59 passes:	Everett Golson, Notre Dame, 2014 (52)
Attempted 40-49 passes:	Jacoby Brissett, NC State, 2015 (47)
Completed 30-39 passes:	Everett Golson, Notre Dame, 2014 (31)
Completed 20-29 passes:	Jacoby Brissett, NC State, 2015 (27)
Threw five TD passes:	Russell Wilson, NC State, 2009
Threw four TD passes:	Chase Rettig, Boston College, 2013
Threw three TD passes:	Lamar Jackson, Louisville, 2015
Completed a pass of 75+ yards:	Marc Verica to Kris Burd, Virginia, 2010 (76)
Completed a pass of 50+ yards:	E. Dungey to D. Strickland, Syracuse, 2015 (62)

RECEIVING

Caught 15 or more passes:	Alvin Pearman, Virginia, 2003 (16)
Caught 10-14 passes:	Cam Serigne, Wake Forest, 2015 (10)
Caught 7-9 passes:	J. Samuels (8) & D. Grinnage (7), NC State, 2015
Had 200 or more yards receiving:	DeVante Parker, Louisville, 2014 (214)
Had 150-199 yards receiving:	Darren Carrington, Oregon (15 Rose), 2014 (165)
Had 100-149 yards receiving:	Jordan Leggett, Clemson, 2015 (101)
Caught five TD passes:	Torry Holt, NC State, 1997
Caught three TD passes:	James Quick, Louisville, 2015
Caught two TD passes:	D'Ernest Johnson, USF, 2015

SCORING

Scored five TDs:	Torry Holt, NC State, 1997 (5 receiving)
Scored three TDs:	James Quick, Louisville, 2015 (3 receiving)
Scored two TDs:	Eric Dungey, Syracuse, 2015 (2 rushing)

DEFENSE

Intercepted three passes:	Brian Wilkins, Georgia Tech, 1996
Intercepted two passes:	Brian Poole, Florida, 2014
Recorded three sacks:	Kenny Tate, Maryland, 2012
Recorded two sacks:	B.J. Goodson, Clemson, 2015
Recorded 15 or more tackles:	James Sample, Louisville, 2014 (15)

SPECIAL TEAMS

Scored 10 or more points kicking:	Greg Huegel, Clemson, 2015 (11)
Kicked four field goals:	Nate Freese, Boston College, 2010
Kicked a 50-yard field goal:	Harrison Butker, Georgia Tech, 2015 (53)
Kicked a 60-yard punt:	Riley Dixon, Syracuse, 2015 (62)
Kickoff Return of 50 yards or more:	Myles Willis, Boston College, 2013 (71)
Punt Return of 50 yards or more:	Brisly Estime, Syracuse, 2015 (59)
Missed three or more field goals:	Sam Swank, Wake Forest, 2008 (3)
Missed two field goals:	Austin Hardin, Florida, 2015

BOLD - happened in 2015

SEMINOLES

**COACH BIOS // PLAYER BIOS
CAREER GAME-BY-GAME
SINGLE-GAME SEASON
& CAREER RECORDS**



FLORIDA STATE FOOTBALL HEAD COACH JIMBO FISHER

28th season | 9th at Florida State | 6th as Head Coach
Hometown: Clarksburg, W.Va. | Alma Mater: Salem (W.Va.) '89



- Fisher has the second-highest winning percentage of any active head coach (minimum five years) with a record of 68-13 (.840).
- Fisher's 64-11 record through his first 75 games was the second-best start for a Power 5 coach in his first 75 games since 1996 (credit STATS LLC), behind only Chris Petersen (69-6, Boise State) and tied with Pete Carroll (USC, 64-11) and Bob Stoops (Oklahoma, 64-11).
- FSU has won 49 games since 2012, tied for the most in college football over that span. The Noles have won 49 of their last 54 games.
- Fisher led FSU to three consecutive ACC Championships. The Seminoles' 37-35 victory over Georgia Tech in the 2014 ACC Championship Game on Dec. 6 in Charlotte, N.C., gave the Seminoles the most conference championships (15) in ACC history, tied with Clemson for the most in league history. FSU defeated Duke, 45-7, in 2013 and dropped Georgia Tech, 21-15, in the 2012 conference title game.
- Guided FSU to 29 consecutive victories during the 2012, 2013 and 2014 seasons. The 29-game win streak shattered the ACC and FSU records and was the second-longest streak over the last 20 years and 12th-longest streak in college football history.

- FSU advanced to the first-ever College Football Playoff Semifinal against Oregon in the Rose Bowl. The Noles have an impressive 4-1 record in bowl games under Fisher.
- Led FSU to its first National Championship win since 1999 and second consecutive Bowl Championship Series victory with a 34-31 victory over No. 2 Auburn in the Vizio BCS National Championship on Jan. 6, 2014 in Pasadena, Calif. FSU finished a perfect 14-0 and ranked No. 1 in both the USA Today Coaches and Associated Press polls for the first time since 1999.
- In 2013, Fisher was named the Rawlings National College Football Coach of the Year and the AFCA Regional Coach of the Year for Region 1 as the Seminoles became the sixth team ever to win 14 games and the first ACC team to accomplish the feat.
- Fisher's 2013 team set a new FBS record for points scored (723) which was previously held by Oklahoma's 2008 team who scored 716 total points. The Noles also set new FSU and ACC records for yards per play (7.67), points per game (51.6), touchdowns (94) and total offensive yards (7,267). The Seminoles' defense led the nation in scoring defense (12.1 points allowed per game) and interceptions (26). The 26 INTs also tied an FSU record.

- Has compiled a 14-1 mark against schools from the state of Florida: Miami (6-0), Florida (5-1), USF (2-0) and Bethune Cookman (1-0).
- Has guided Florida State to a perfect home record each of the last three seasons and is 38-4 at home in his six seasons. The 21-game home winning streak is the longest current streak in the country.
- Florida State has averaged 36.7 points per game since Fisher became the head coach in 2010 (81 games) and outscored opponents by 19.5 points per game (36.7 - 17.2).
- Fisher mentored quarterback Jameis Winston into the top quarterback in the country and Florida State's first-ever No. 1 NFL Draft pick in 2015. Winston became the youngest player to win the Heisman Trophy in 2013 and had arguably the greatest debut season in college football history. Winston set an FBS freshman, ACC and FSU record with 40 touchdown passes in a season and led the nation in pass efficiency (184.8). Winston finished his two-year collegiate career with a 26-1 record while tying the FSU record for career 300-yard passing games (14).

FLORIDA STATE UNDER JIMBO FISHER

Overall record:	68-13 (.840)
At home:	38-4 (.905)
On the road:	22-7 (.759)
At neutral sites:	8-2 (.800)
Conference games (regular season):	40-8 (.833)
Conference games (w/ ACC title game):	43-9 (.827)
Non-conference games:	25-4 (.862)
ACC title game:	3-1 (.750)
Bowl games:	4-1 (.800)
Coming off a loss:	10-3 (.769)
Coming off a win:	57-10 (.851)
Coming off a bye:	5-2 (.714)
vs. AP top 25:	13-7 (.650)
Ranked higher:	55-8 (.873)
Opponent is ranked higher:	4-5 (.444)
vs. In-state opponents:	14-1 (.933)
In August:	1-0 (1.000)
In September:	20-3 (.870)
In October:	20-4 (.833)
In November:	20-4 (.833)
In December:	5-1 (.833)
In January:	2-1 (.667)
Thursday:	4-2 (.667)
Friday:	2-0 (1.000)
Saturday:	59-11 (.843)
Monday:	2-0 (1.000)
Tuesday:	1-0 (1.000)

49

Games won by FSU since 2012 - tied for the most in the country during that span and one shy of the NCAA all-time four-year record.

36

Thirty-six Seminoles drafted in Fisher's first five years as a head coach.

13-7

Coach Fisher's record vs. the AP Top 25. His .650 winning percentage is sixth-best among active head coaches.

29.0

FSU's points per game in eight bowl games under Fisher (3 OC, 5 head coach), including a high of 42 points against Wisconsin in the 2008 Champs Sports Bowl in Orlando.

418.8

Seminoles total offense per game in bowl games under Fisher (High: 534 vs. NIU, 2013 Orange Bowl).

10

Seminoles have captured 10 consensus All-America honours under Fisher.

ACTIVE WINNING % (FBS ONLY; min. 5 years)

- Urban Meyer, Ohio State - 153-27, .850
- JIMBO FISHER, FLORIDA STATE - 68-13, .840**
- Chris Petersen, Washington - 106-24, .815
- Bob Stoops, Oklahoma - 179-45, .799
- David Shaw, Stanford - 53-14, .791
- Nick Saban, Alabama - 194-60-1, .765
- Gary Patterson, TCU - 142-47, .751
- Dabo Swinney, Clemson - 74-26, .740
- Mark Richt, Miami (FL) - 145-51, .740
- Les Miles, LSU - 139-53, .724

MOST GAMES WON SINCE 2010 (FBS ONLY)

- Nick Saban, Alabama - 70
- JIMBO FISHER, FLORIDA STATE - 68**
- Mark Dantonio, Michigan State - 65
- Bob Stoops, Oklahoma - 62
- Dabo Swinney, Clemson - 61
- Les Miles, LSU - 60
- Mike Gundy, Oklahoma State - 58
- Urban Meyer, Ohio State/Florida - 57
- Gary Patterson, TCU - 57
- Chris Petersen, Washington/Boise State - 57

HIGHEST WINNING % SINCE 2010 (FBS ONLY)

- Nick Saban, Alabama - 70-10, .875
- Urban Meyer, Ohio State/Florida - 57-9, .864
- JIMBO FISHER, FLORIDA STATE - 68-13, .840**
- Mark Dantonio, Michigan State - 65-15, .813
- Bob Stoops, Oklahoma - 62-16, .795
- David Shaw, Stanford - 53-14, .791
- Les Miles, LSU - 60-17, .779
- Dabo Swinney, Clemson - 61-18, .772
- Mike Gundy, Oklahoma State - 58-19, .753
- Gary Patterson, TCU - 57-19, .750

ACTIVE COACHES VS. AP TOP 25

- Tom Herman, Houston - 3-0, 1.000
- Urban Meyer, Ohio State - 30-13, .698
- Mark Helfrich, Oregon - 9-4, .692
- David Shaw, Stanford - 19-9, .679
- Bob Stoops, Oklahoma - 55-27, .671
- JIMBO FISHER, FLORIDA STATE - 13-7, .650**
- Jim Mora, UCLA - 13-7, .650
- Nick Saban, Alabama - 61-38, .616
- Larry Coker, UTSA - 20-15, .571
- Les Miles, LSU - 45-35, .563

MOST GAMES WON SINCE 2012 (FBS ONLY)

- JIMBO FISHER, FLORIDA STATE - 49**
Urban Meyer, Ohio State - 49
- Nick Saban, Alabama - 48
- Dabo Swinney, Clemson - 45
- Mark Dantonio, Michigan State - 43
- David Shaw, Stanford - 42
- Bob Stoops, Oklahoma - 40
- Art Briles, Baylor - 39
- Brian Kelly, Notre Dame - 39
- Mark Richt, Miami (FL) - 39

HIGHEST WINNING % SINCE 2012 (FBS ONLY)

- Urban Meyer, Ohio State - 49-4, .925
- JIMBO FISHER, FLORIDA STATE - 49-5, .907**
- Nick Saban, Alabama - 48-6, .889
- Dabo Swinney, Clemson - 45-7, .865
- Mark Dantonio, Michigan State - 43-10, .811
- Bob Stoops, Oklahoma - 40-11, .784
- David Shaw, Stanford - 42-12, .778
- Art Briles, Baylor - 39-12, .765
- Brian Kelly, Notre Dame - 39-12, .765
- Mark Richt, Miami (FL) - 39-13, .750

ALL-TIME WINNING %, ACC (OVERALL)

- JIMBO FISHER, FLORIDA STATE - 68-13, .840**
- Bobby Bowden, FLORIDA STATE - 173-53-1, .764
- Danny Ford, Clemson - 96-29-4, .760
- Dabo Swinney, Clemson - 74-26, .740
- Lou Holtz, NC State - 33-12-3, .719
- Ken Hatfield, Clemson - 32-13-1, .707
- Frank Beamer, Virginia Tech - 112-47, .704
- Jim Tatum, Maryland/UNC - 41-19-2, .677
- Jerry Claiborne, Maryland - 72-37-3, .656
- Dick Sheridan, NC State - 52-29-3, .637

ALL-TIME WINNING %, ACC GAMES

- JIMBO FISHER, FLORIDA STATE - 43-9, .827**
- Bobby Bowden, FLORIDA STATE - 118-27, .814
- Jerry Claiborne, Maryland - 46-11-1, .802
- Bill Murray, Duke - 54-15-2, .775
- Dabo Swinney, Clemson - 49-15, .766
- Danny Ford, Clemson - 44-14-1, .754
- Lou Holtz, NC State - 16-5-2, .739
- Frank Beamer, Va. Tech - 72-29, .713
- Jim Tatum, Maryland/UNC - 21-9-2, .688
- Frank Howard, Clemson - 66-30-2, .684

MOST GAMES WON, FIRST 5 YEARS (FBS/Div. I-A Only)

- Walter Camp, Yale/Stanford - 69
- George Woodruff, Penn - 67
- Chris Petersen, Boise State - 61
- JIMBO FISHER, FLORIDA STATE - 58**
- Bob Stoops, Oklahoma - 55
- Bob Pruett, Marshall - 54
- Larry Coker, Miami (FL) - 53
- David Shaw, Stanford - 52
- Mark Richt, Georgia - 52
- Barry Switzer, Oklahoma - 51

FLORIDA STATE FOOTBALL ASSISTANT COACHES



CHARLES KELLY

CHARLES KELLY DEFENSIVE COORDINATOR/DBs

- Charles Kelly is in his third season at Florida State and his second as the defensive coordinator and defensive backs coach after coaching linebackers and serving as the special teams coordinator during the Seminoles' undefeated national championship season in 2013.
- In year two as a defensive coordinator, Kelly's defense ranks fifth in the country in points allowed per game (15.8) and FSU is the only team in the country that has not allowed 25 points in any game this season.
- Compared with his first year as coordinator in 2014, Kelly's 2015 unit is allowing nearly 10 points fewer per game (25.6 in 2014) and roughly 70 fewer yards per game (327.7 in 2015; 396.9 in 2014).
- Along with his role as defensive coordinator, Kelly has overseen the development of the defensive backs, including junior All-American Jalen Ramsey and senior Javien Elliott, a former walk-on that received a scholarship before the season and has started the past five games.
- Kelly won the first 27 games of his Florida State tenure, and the Seminoles have reached a BCS/New Year's Six bowl game in each of his first three seasons in Tallahassee.
- Now in his 21st season at the collegiate level, Kelly was previously the defensive coordinator at Georgia Tech, Nicholls State, Henderson State, and Jacksonville State. Kelly-coached teams have reached a bowl each of his 10 seasons at the FBS level.



LAWRENCE DAWSEY

LAWRENCE DAWSEY CO-OFFENSIVE COORDINATOR/WRs

- Lawrence Dawsey is in his ninth season coaching wide receivers on the Florida State staff. Following the 2013 undefeated national championship season, Dawsey was named co-offensive coordinator.
- In 2015, Dawsey's receiving unit included three players with over 50 catches, led by junior Kermit Whitfield's 53. Whitfield also led the team with 742 receiving yards and tied with sophomore Travis Rudolph for the team lead with six touchdown catches. Rudolph caught 52 passes for 715 yards, while junior Bobo Wilson has 50 catches, 554 yards and two touchdowns.
- Dawsey's tenure at Florida State began in 2007, and the Seminoles have reached a bowl game every season, including the past four in a BCS/New Year's Six bowl game, one of just two schools in the country to reach such heights each of the past four seasons.
- In 2014, Dawsey coached Rashad Greene, who set multiple single season and career marks, including career receiving yards in the ACC with 3,830.
- Dawsey was an integral part of the Seminole football dynasty as a player. His four seasons at wide receiver corresponded with the first four 10-win, top-five poll finishes by FSU. As a player, he was known for his work ethic, accountability, precision route-running, down-field blocking and the ability to rise to the occasion in big games. Those are the same qualities he has instilled in his current group of receivers.



RANDY SANDERS

RANDY SANDERS CO-OFFENSIVE COORDINATOR/QBs

- Randy Sanders is in his third season at Florida State where he serves as the quarterbacks coach. He added co-offensive coordinator duties prior to the 2014 season.
- For the first time at Florida State, Sanders had to juggle two starting quarterbacks in redshirt senior Everett Golson and redshirt junior Sean Maguire. Golson started eight games, finishing with a 67.1 completion percentage, 11 touchdowns and only three interceptions. Maguire started four games, going 3-1 with nine touchdowns and two interceptions.
- In 2013, Winston won the Heisman Trophy in leading the Seminoles to the first national championship since 1999. Florida State scored 723 points during the 14-0 season, an FBS record, while the 7,267 total offensive yards set a new school and ACC record. The 51.6 points per game in 2013 set a new FSU and ACC record. Winston was selected as the top pick in the 2015 NFL Draft, the first Seminole picked No. 1 in the NFL Draft.
- In 2014, redshirt sophomore quarterback Jameis Winston eclipsed the 3,000 passing yard mark for the second-straight season, recording 3,907 yards and 25 touchdowns.
- Sanders joined the Seminoles after a stint at Kentucky where he was the Wildcats' offensive coordinator and quarterbacks coach since 2009. The Morristown, Tenn., native has served as the offensive coordinator at both Tennessee and Kentucky and has been a part of coaching staffs that have been to 24 bowl games in his coaching career.



RICK TRICKETT



TIM BREWSTER

TIM BREWSTER RECRUITING COORDINATOR/TEs

- Tim Brewster is in his third season as the Seminoles' tight ends coach and recruiting coordinator in 2015. Brewster joined the Florida State coaching staff in February of 2013 following a stint in 2012 as the wide receivers coach at Mississippi State.
- Brewster was the head coach of the Minnesota Golden Gophers from 2007-2010 before spending the 2011 season as a college football analyst for Fox Sports.
- Having to replace Mackey Award winner Nick O'Leary in 2015, Brewster utilized three tight ends for the job in redshirt freshmen Ryan Izzo and Mavin Saunders and sophomore Jeremy Kerr. Izzo was FSU's fifth-leading receiver with 13 catches for 177 yards and two touchdowns. Saunders caught six balls for 52 yards, while Kerr's lone catch was a one-yard touchdown on fourth-down at The Swamp against Florida.
- During the 2014 season, Brewster mentored O'Leary to one of the greatest seasons ever by an FSU tight end. O'Leary set single-season career-highs in both receptions (48) and receiving yards (618).
- O'Leary was named to the All-ACC First Team and earned a spot on multiple All-American lists (CBSSports, USA Today and AP).
- A former two-time All-Big Ten Conference selection at the University of Illinois, Brewster led the nation's tight ends in receiving in 1983 and captained Illinois to the 1984 Rose Bowl against UCLA.

ODELL HAGGINS ASSOCIATE HEAD COACH/DTs

- Odell Haggins, who was promoted to associate head coach in 2014, is the longest-tenured member of the Florida State coaching staff as he finishes his 22nd season at the school where he starred on the defensive line from 1986-89. He began his career as a tight ends/offensive line coach in 1994 with the Seminoles and took over the interior defensive line duties in 1996, where he has remained a fixture and helped the Seminoles to a pair of national titles in 1999 and 2013.
- In 2015, his defensive tackles have provided a boost to a defense that ranks fifth in the country in points allowed per game (15.8) and 15th in yards allowed per game (327.7).
- First Team All-ACC selection Nile Lawrence-Stample returned from an injury that shortened his 2014 season to record 33 tackles, 3.5 tackles for loss, 2.5 sacks, and a pass breakup. Sophomore Derrick Nnadi led all defensive tackles with 42 tackles.
- Redshirt senior Giorgio Newberry had the strongest season of his career, tallying 20 tackles with 3.0 tackles for loss and a pair of sacks. His six pass breakups are the most in the ACC for a defensive tackle.
- In total, Haggins' defensive tackles recorded 131 tackles, 11.0 tackles for loss and 7.0 sacks.
- Haggins has repeatedly turned out top-flight talent. Since the 2000 season he has coached 11 defensive tackles that have been selected in the NFL Draft, including 2015 second-rounder Eddie Goldman by the Chicago Bears.

RICK TRICKETT ASSISTANT HEAD COACH/OL

- One of the top and most respected offensive line coaches in all of college football, Rick Trickett is in his ninth season at Florida State and his 43rd overall in 2015. He is nationally recognized for his ability to identify, recruit and develop talent, which has paid dividends throughout his tenure with the Seminoles.
- Behind a young offensive line that brought back just one starter from a season ago, the Seminole offense racked up 5,099 yards of offense, including a school-record 1,658 on the ground by sophomore running back Dalvin Cook. Cook's 150.7 yards per game ranks second in the FBS. He also broke a 20-year single-season yardage record set by Warrick Dunn in 1995 with 1,242 yards.
- Left tackle Roderick Johnson was named the ACC's Jacobs Blocking Trophy winner, given to the league's top blocker. It is the fifth time under Trickett that a Seminole has won the award, following back-to-back wins for Rodney Hudson (2009-10) and Cameron Erving (2013-14). Johnson was also named All-ACC First Team.
- In 2015, Trickett was replacing three offensive linemen that were taken in the NFL Draft and a fourth who signed a free agent contract. Erving was taken 19th overall by the Cleveland Browns, while Tre' Jackson (4th Round - Patriots) and Bobby Hart (7th Round - Giants) also were selected.

FLORIDA STATE FOOTBALL



JAY GRAHAM

JAY GRAHAM SPECIAL TEAMS COORDINATOR/RBs

- Jay Graham is in his third season at Florida State in 2015. The former All-SEC and NFL running back continues to coach running backs and added special teams coordinator responsibilities after helping the Seminoles capture the 2013 BCS National Championship.
- Under Graham's guidance, sophomore running back Dalvin Cook proved to be the most explosive running back in the country, finishing the regular season with 1,658 yards and 19 total touchdowns (18 rushing). His average touchdown run spanned 33.3 yards.
- Cook set the single-season school record for rushing yards, breaking Warrick Dunn's 20-year mark of 1,242 yards. Despite missing the Syracuse game and only recording two carries against Wake Forest before leaving with an injury, Cook's 7.9 yards per rush are the most for any Power 5 running back this year. Cook ran for the second- and fifth-most yards in a game, notching 266 against USF and 222 against Miami, the most for an FSU back in the FSU-UM rivalry.
- Redshirt junior kicker Roberto Aguayo was named an All-American for the third consecutive season and has hit all 195 of his PATs in his career, setting an ACC record for consecutive made kicks. His 45- and 51-yard kicks at Florida were his longest of the year, and he was named a Lou Groza Award semifinalist after winning the award in 2013.



BILL MILLER

BILL MILLER LINEBACKERS

- Bill Miller is in his second season as the linebackers coach at Florida State with an impressive background and 36 years of collegiate coaching experience. Throughout his career, Miller has worked with some of the most successful and innovative collegiate coaches, including Nick Saban (Michigan State), Jimmy Johnson (Oklahoma State), Butch Davis (Miami), and now Jimbo Fisher at FSU.
- For the second consecutive season, linebacker Reggie Northrup leads the team in tackles with 87 and is looking to become the first Seminole since Michael Boulware in 2002-03 to record triple-digit tackles in consecutive seasons after notching 122 in 2014. Northrup was named All-ACC for the second consecutive season.
- Despite missing four games with an injury, redshirt senior Terrance Smith was fourth on the team with 53 tackles and forced the fumble against Boston College that led to the Seminoles only defensive touchdown of the year on a 36-yard recovery from cornerback Jalen Ramsey. Smith was named All-ACC Honorable Mention.
- Miller came to Florida State from Minnesota, where he was the assistant head coach and linebackers coach since 2011.
- The Hutchinson, Kansas, native has coached seven players that eventually became first round draft picks, six of which came from his time with Miami (Fla.) from 1995-1998.



VIC VILORIA



MARK ROBINSON

Director of Operations

BRAD LAWING DEFENSIVE ENDS/OUTSIDE LINEBACKERS

- Brad Lawing is in his first season as the defensive ends and outside linebackers coach at Florida State. He spent the previous nine seasons in the SEC under Steve Spurrier at South Carolina and Will Muschamp at Florida.
- In 2015, junior defensive end DeMarcus Walker became the first Seminole since 2012 to record double-digit sacks and has 10.5 on the season. He also has a team-high 15.5 tackles for loss on the year, and blocked the first field goal for FSU since 2010.
- Freshman defensive end Josh Sweat proved to be one of the best true freshmen in the country. Coming off a high school injury that shortened his senior season, Sweat played in all 12 games for FSU and started nine, notching 38 tackles, 3.5 tackles for loss, a sack, an interception, and three fumble recoveries, tied for most in the ACC.
- Due to the play of Walker and Sweat, among others, Florida State improved its sack total from 17 in 2014 to 30 in 2015, while also accounting for 27 quarterback hurries compared to last season's 19.
- Prior to arriving at Florida State, Lawing oversaw the development of Jadeveon Clowney at South Carolina, the No. 1 pick in the 2014 NFL Draft, as well as fellow first-round picks Dante Fowler (2015, No. 3) and Dominique Easley (2014, No. 29) at Florida and Melvin Ingram (2013, No. 18) at South Carolina.

VIC VILORIA STRENGTH & CONDITIONING

- Vic Vilorio joined Florida State football coach Jimbo Fisher's staff in January 2010 from SMU - his alma mater - where he spent the previous three seasons as the head strength and conditioning coach. Now in his sixth season at FSU, the Seminoles have made noticeable physical gains across the board with a 29-game winning streak that included an undefeated 2013 national championship and College Football Playoff semifinal appearance in 2014.
- Vilorio and his staff remain on the cutting edge of technology, utilizing advanced GPS technology to measure energy exertion and regulate rest and physical action.
- Vilorio was also at LSU for three years where he worked under the supervision of Tom Moffitt before going to SMU. While at LSU he worked with the Tigers' nationally ranked football, baseball, swimming and golf teams.
- A disciple of renowned weightlifting coach Gayle Hatch, Vilorio endorses the "Hatch System" which develops functional and explosive strength in players through the use of free weights, plyometrics and jumping drills.

FOOTBALL STAFF/ADMINISTRATION



JOY BEECH

Executive Asst. to Head Coach



JAKE PFEIL

MS, ATC, LAT
Senior Assoc. Dir. of Sports Medicine



BOB LaCIVITA

Dir. of Player Personnel



MARIO EDWARDS, SR.

Dir. of Player Development



DARIN KERNS

Equipment Manager




RYAN BECKER

Grad. Asst. - Offense



MYLES NOTKIN

Grad. Asst. - Offense



JERIMIAH WILSON

Grad. Asst. - Defense



STUART PEARCE

Asst. AD/Event Mngt & Ops



CRAIG CAMPANZOZI

Video Director



JOHN THRASHER
University President



STAN WILCOX
Director of Athletics



CINDY HARTMANN
Deputy AD



KARL HICKS
Deputy AD



DR. GREG BEAUMONT
Senior Associate AD



MATT BEHNKE
Senior Associate AD



MONK BONASORTE
Senior Associate AD



VANESSA FUCHS
Senior Associate AD

OL - KAREEM ARE - 72


6-6 • 334 • R-JR

Elmont, N.Y./Sewanahaka/Fort Scott CC

ALL-ACC THIRD TEAM (MEDIA)

ALL-ACC HONORABLE MENTION

(COACHES)



2015: Appeared in all 12 games making seven starts - all at left guard in 2015...posted a season-best grade of 83% at No. 1 Clemson...has helped pave the way on the offensive line for Dalvin Cook's record setting, single-season performance for rushing yards (1,658) and all-purpose yards (1,876)...Seminoles are averaging 32.3 points per game (4th in the ACC) and 424.9 yards per game (4th in the ACC)...key protector of FSU's quarterbacks that ranks sixth in the ACC in pass offense (244.0 yards/game) and third in pass efficiency (146.4) and completion percentage (0.650)...part of an offensive line that has allowed just 23 sacks on the year - less than two sacks/game...also part of the front line that paced Cook to 998 yards and 10 touchdowns against six teams that ranked in the top 50 nationally in rushing defense.



OL - WILSON BELL - 78

6-5 • 316 • R-SO

Mobile, Ala./Blount

2015: Started every game at right guard in 2015; one of just two offensive linemen to start every game (Rod Johnson)...

recorded a season-best grade of 81% against Syracuse...was on the offensive line for the USF game (9/12) that featured Dalvin Cook rushing for a career-high 266 yards and three touchdowns in a 34-14 victory over the Bulls...has helped pave the way on the offensive line for Dalvin Cook's record setting, single-season performance for rushing yards (1,658) and all-purpose yards (1,876)...Seminoles are averaging 32.3 points per game (4th ACC) and 424.9 yards per game (4th ACC)...leader on an offensive line that has produced nine 100-yard rushers on the year (8 by Cook, 1 by Patrick)...key protector of FSU's quarterbacks that ranks sixth in the ACC in pass offense (244.0 yards/game) and third in pass efficiency (146.4) and completion percentage (0.650)...part of an offensive line that has allowed just 23 sacks on the year - less than two sacks/game...also part of the front line that paced Cook to 998 yards and 10 touchdowns against six teams that ranked in the top 50 nationally in rushing defense.

RB - DALVIN COOK - 4

5-11 • 202 • SO

Miami, Fla./Miami Central

ALL-ACC FIRST TEAM

(MEDIA, COACHES)

JIM BROWN AWARD WINNER

ALL-AMERICA FIRST TEAM (FWAA, SI.COM)

ALL-AMERICA SECOND TEAM (AP, SPORTING NEWS,

WALTER CAMP, CBSSPORTS.COM)



2015: Became FSU's all-time single-season leader in rushing yards (1,658) and all-purpose yards (1,876) in 2015...eclipsed the single-season rushing mark in his ninth game of the season vs. NC State surpassing Warrick Dunn's 20-year record of 1,242 yards...passed Larry Key's single-season all-purpose record (1,821) in FSU's road victory at Florida...has tallied 1,658 rushing yards on 211 attempts through 11 games good for an average of 150.7 yards per game and 7.9 yards per carry...leads the ACC in six offensive categories

including rushing yards/game, rush yards/carry, all-purpose yards, total rushing yards, rushing touchdowns and scoring...is THE ONLY player nationally to rank in the top 15 in the following offensive categories: rush yards/carry (2nd), rushing yards/game (3rd), rushing touchdowns (5th), scoring (5th), all-purpose yards (5th) and rushing yards (6th)...leads the nation with 168.2 yards from scrimmage/game and 194.3 yards/game vs. FBS teams with a winning record...leads the nation in yards vs. Top 50 rushing defenses tallying 998 yards on 136 carries with 10 touchdowns in six games...leads the Power 5 Conferences in yards/carry (7.9), yards/play (8.1) and most plays of 20+ yards (26)...tallied six 150-yard rushing games in 2015 including two 200-yard games (266 vs. USF, 222 vs. Miami)...second Nole with two 200+ rushing yard games in a season (G. Allen, 1981)...joins Warrick Dunn as the only two backs in FSU history to record multiple 1,000-yard rushing seasons...94-yd TD at Wake Forest was the third longest in FSU history; five rushing TDs of 50+ yds in 2015 including four of 72+ yards...tied with Chris Thompson with three of the top 20 longest TD runs in school history...two-time ACC Offensive Back of the Week (9/14, 10/12) in 2015...sits fifth on FSU's career rushing list with 2,666 yards on 381 carries...entered the top 10 faster than any other Seminole (just two seasons) and is the only tailback in the top 10 that has not reached 400 career rushing attempts...became the fastest player in FSU history to reach 1,000 yards on the ground in a single-season performing the feat in just seven games...18 rushing touchdowns stands as the second most in a single-season - two shy of the school record of 20 set by Greg Allen in 1982...26 career rushing TDs is tied for sixth most at FSU...has 13 career 100-yard rushing games, including eight in 2015, fourth most in school history.

COOK'S CAREER STATS

RUSHING

YR.	G	RUSH	YDS	AVG	TD	LG	AVG/G
2014	13	170	1008	5.9	8	44	77.5
2015	11	211	1658	7.9	18	94	150.7
TOT	24	381	2666	7.0	26	94	111.1

RECEIVING

YR.	G	REC	YDS	AVG	TD	LG	AVG/G
2014	13	22	203	9.2	0	30	15.6
2015	11	22	218	9.9	1	36	19.8
TOT	24	44	421	9.6	1	36	17.5

COOK'S CAREER HIGHS RUSHING

Rushes	31, vs. Georgia Tech (ACC) 2014
Yards	266, USF 2015
Longest Rush	94, at Wake Forest 2015
TD	3, USF 2015
Longest TD Rush	94, at Wake Forest 2015

COOK'S CAREER HIGHS RECEIVING

Receptions	5, vs. Georgia Tech (ACC) 2014
Yards	60, Louisville 2015
Longest Catch	36, Miami 2015
TD	1, Miami 2015
Longest TD	36, Miami 2015



QB - J.J. COSENTINO - 16

6-4 • 239 • R-FR

Lower Burrell, Pa./Central Catholic

2015: Played in two games at quarterback in a reserved role...made his collegiate debut against Syracuse and saw action against Chattanooga...went 4-of-6 for 22 yards in limited action...completed 2-of-3 passes in both games against the Orange and the Mocs...engineered a 13-play, 66-yard drive that covered 6:12 (second longest drive of the season in terms of time) in the third quarter resulting in a Colton Plante two-yard touchdown run against Chattanooga...completed a season-long pass of 12 yards on third down to Nyqwan Murray to keep the drive going.

COSENTINO'S CAREER STATS


PASSING

YR.	G	COM	ATT	INT	YDS	TD	LG	PCT
2015	2	4	6	0	22	0	12	66.7
TOT	2	4	6	0	22	0	12	66.7

C - ALEC EBERLE - 54

6-4 • 294 • R-FR

Mechanicsville, Va./Atlee



2015: Made nine appearances with five starts in his first season with the Noles...started at center the last five games in 2015...first career start came against Syracuse...team averaged 34.2 points, 190.2 rushing yards and 429.4 total yards, while yielding just seven sacks during that five-game stretch to close out the regular season.



QB - EVERETT GOLSON - 6

6-0 • 199 • R-SR

Myrtle Beach, S.C./Notre Dame/

Myrtle Beach HS

2015: Has appeared in nine games, making eight starts, in his first season at Florida State...averaging 197.6 yards per game, while completing 67.1 percent of his passes in 2015...completed more than 60 percent of his passes in seven of his nine appearances...ranks in the top 10 in the ACC in completion percentage (2nd), passing efficiency (149.2 - 3rd), yards/attempt (8.12 - 4th), completions per game (16.33 - 6th), passing yards/game (7th) and passing yards (1,778 - 9th)...threw for over 300 yards twice in wins over Texas State (302) and Louisville (372)...established season-highs for completions (26), attempts (38) and yards (372) against the Cardinals...tied a career-high with four touchdown passes in the season opener against Texas State...garnered ACC Offensive Back of the Week honors after his performance against the Bobcats...won first six games as FSU's starter - 24-7 in career as a starter...committed zero turnovers in his first six games with the Noles...finished the regular season with 11 touchdowns and just three interceptions.

GOLSON'S CAREER STATS

PASSING

YR.	G	COM	ATT	INT	YDS	TD	LG	PCT
AT NOTRE DAME								
2011								
REDSHIRT SEASON								
2012	12	187	318	6	2405	12	50	58.8
2013								
DNP								
2014	13	256	427	14	3445	29	78	60.0

AT FLORIDA STATE

2015	9	147	219	3	1778	11	70	67.1
TOT	34	590	964	23	7628	52	78	61.2

RUSHING

YR.	G	RUSH	YDS	AVG	TD	LG	AVG/G
AT NOTRE DAME							
2011							
REDSHIRT SEASON							
2012	12	94	298	3.2	6	27	24.8
2013							
DNP							
2014	13	114	283	2.5	8	61	21.8
AT FLORIDA STATE							
2015	9	47	-35	-0.7	0	17	-3.9
TOT	34	255	546	2.1	14	61	16.1

GOLSON'S CAREER HIGHS PASSING

Yards	446, at Arizona State 2014
Completions	32, vs. Syracuse 2014
Attempts	52, at Florida State 2014
Long	78, vs. Navy 2014
Longest TD	78, vs. Navy 2014
TD	4 (twice), last Texas State 2015

GOLSON'S CAREER HIGHS RUSHING

Rushes	16 (twice), last at Arizona State 2014
Yards	78, Northwestern 2014
Longest Rush	61, Northwestern 2014
TD	3 (twice), last vs. Navy 2014
Longest TD Rush	61, Northwestern 2014


C - RYAN HOEFELD - 59

6-2 • 299 • R-50

New Orleans, La./Brother Martin



2015: Played in four games, all starts at the center position, for the Noles during his redshirt sophomore campaign...missed the first three games of the season due to an injury...made first start of the season at Wake Forest - the first of four consecutive starts...was under center for two of Dalvin Cook's 150+ yard rushing performances - 222 yards and two TDs vs. Miami and 163 yards and two TDs vs. Louisville...helped pave the way for Cook's longest run of the season - a 94-yard TD run right up the gap at Wake Forest.



TE - RYAN IZZO - 81

6-5 • 241 • R-FR

Highland Lakes, N.J./Pope John XXIII
FRESHMAN ALL-AMERICAN
HM (CAMPUS INSIDER)

2015: Played in all 12 games making 10 starts in his first full season as FSU's tight end...leads all Seminole tight ends in receptions (13), yards (177) and touchdowns (2)...ranks fifth on the team in receptions and receiving yards; his two receiving touchdowns are tied for third...tallied a career-high two receptions five times including against ACC foes Louisville, Georgia Tech and NC State and at No. 12 Florida...37-yard catch vs. Miami marks the longest reception of the season for the young tight end...recorded his first career touchdown in the season opener vs. Texas State, also caught a touchdown vs. Louisville.

IZZO'S CAREER STATS

RECEIVING							
YR.	G	REC	YDS	AVG	TD	LG	AVG/G
2015	12	13	177	13.6	2	37	14.8
TOT	12	13	177	13.6	2	37	14.8

IZZO'S CAREER HIGHS

Receptions	2 (five times), last at Florida 2015
Yards	37, vs. Miami 2015
Longest Catch	37, vs. Miami 2015
TD	1 (twice), last vs. Louisville 2015
Longest TD Catch	13, vs. Texas State 2015

OL - RODERICK JOHNSON - 77

6-7 • 323 • S0

Florissant, Mo./Hazelwood Central

ALL-ACC FIRST TEAM

(MEDIA, COACHES)

ACC JACOBS BLOCKING TROPHY WINNER

ALL-AMERICA SECOND TEAM (SPORTING NEWS,
USA TODAY)

ALL-AMERICA HONORABLE MENTION (SI.COM)



2015: Started every game at left tackle in 2015; one of just two offensive linemen to start every game (Wilson Bell)...tied for the longest start streak on offense at 17 games with Jesus 'Bobo' Wilson...17 career starts second-most by a Seminole on the offensive side...named the 2015 ACC Jacobs Blocking Trophy Award recipient - given to the league's best blocker...named to

watch lists for the Outland Trophy & Rotary Lombardi Award...has posted the highest grade in five games including an impressive 89% vs. Texas State and 87% vs. Miami...earned ACC Offensive Lineman of the Week on Sept. 14 after Dalvin Cook rushed for a career-high 266 yards and three touchdowns in a 34-14 victory over USF (9/12)...has helped pave the way on the offensive line to Cook's record setting, single-season performance for rushing yards (1,658) and all-purpose yards (1,876)...Seminole are averaging 32.3 points per game (4th ACC) and 424.9 yards per game (4th ACC)...leader on an offensive line that has produced nine 100-yard rushers on the year (8 by Cook, 1 by Patrick)...key protector of FSU's quarterbacks that ranks sixth in the ACC in pass offense (244.0 yards/game) and third in pass efficiency (146.4) and completion percentage (0.650)...part of an offensive line that has allowed just 23 sacks on the year - less than two sacks/game...also part of the front line that paced Cook to 998 yards and 10 touchdowns against six teams that ranked in the top 50 nationally in rushing defense.



TE - JEREMY KERR - 85

6-6 • 266 • R-S0

St. Petersburg, Fla./St. Petersburg

2015: Made 10 appearances for the Seminole during his sophomore season contributing both on special teams and primarily on offense as a blocking tight end...lone catch of the season was a big one as he registered a 1-yard touchdown reception on a fourth-and-goal in the second quarter at No. 12 Florida...the TD gave FSU a commanding 10-0 lead in 'The Swamp'...both the catch and the touchdown against the Gators marked the firsts of his career.

KERR'S CAREER STATS

RECEIVING							
YR.	G	REC	YDS	AVG	TD	LG	AVG/G
2015	10	1	1	1.0	1	1	0.1
TOT	10	1	1	1.0	1	1	0.1

WR - ERMON LANE - 1

6-3 • 205 • S0

Homestead, Fla./Homestead Senior



2015: Has appeared in all 12 games for Florida State during his sophomore campaign...recorded six catches for 50 yards...posted a season-best two catches for 23 yards in the season opener against Texas State...notched a season-long 12-yard reception in the win over the Bobcats...also recorded a catch against Wake Forest, Miami, Georgia Tech and Syracuse.

LANE'S CAREER STATS

RECEIVING							
YR.	G	REC	YDS	AVG	TD	LG	AVG/G
2014	14	13	267	20.5	1	59	19.1
2015	12	6	50	8.3	0	12	4.2
TOT	26	19	317	16.7	1	59	12.2

LANE'S CAREER HIGHS

Receptions	3, The Citadel 2014
Yards	70, Wake Forest 2014
Longest Catch	59, Wake Forest 2014
TD	1, at Louisville 2014
Longest TD Catch	47, at Louisville 2014



QB - SEAN MAGUIRE - 10

6-3 • 221 • R-JR

Sparta, N.J./Seton Hall Prep

2015: Played in seven games making four starts for the Seminole in 2015...has thrown for 1,128 yards with nine touchdowns and two interceptions on year throwing for 161.1 yards per game...completed 62.1 percent of his passes...first start of the season came at home against Syracuse leading FSU to a 45-21 victory...threw for a career-high 348 yards against the Orange including 302 yards before halftime - most by a Seminole QB since Chris Weinke had 302 yards against Clemson in 2000...finished the game also posting career-highs for completions (23) and touchdowns (3)...entered in reserve against NC State with FSU down 17-7 in the second quarter and responded by leading the Noles to 27 unanswered points en route to a 34-17 victory...went 18-of-28 for 231 yards and two TDs in the win over the Wolfpack...led the Noles to an impressive victory at Florida throwing for 160 yards and a touchdown in a 27-2 win...threw multiple touchdown passes in three of his seven appearances.

MAGUIRE'S CAREER STATS

PASSING								
YR.	G	COM	ATT	INT	YDS	TD	LG	PCT
2013	9	13	21	2	116	2	17	61.9
2014	4	25	49	2	339	1	74	51.0
2015	7	90	145	2	1128	9	75	62.1
TOT	20	128	215	6	1583	12	75	59.5

RUSHING

YR.	G	RUSH	YDS	AVG	TD	LG	AVG/G
2013	9	2	-1	-0.5	0	6	-0.1
2014	4	8	-49	-6.1	0	3	-12.2
2015	7	6	-62	-10.3	0	4	-8.9
TOT	20	16	-112	-7.0	0	6	-5.6

MAGUIRE'S CAREER HIGHS


Yards	348, Syracuse 2015
Completions	23, Syracuse 2015
Attempts	39, Clemson 2014
Long	75, Syracuse 2015
TD	3, Syracuse 2015
Longest TD	75, Syracuse 2015

OL - CHAD MAVETY - 55

6-5 • 337 • R-JR

Sparta, N.J./Nassau CC/Sparta

ALL-ACC HONORABLE MENTION
(MEDIA)



2015: Appeared in nine games making eight starts - showed his versatility making five starts at left guard and three at right tackle...had FSU's top grade against Georgia Tech (83.0%) and NC State (86.0%)...has helped pave the way on the offensive line to Dalvin Cook's record setting, single-season performance for rushing yards (1,658) and all-purpose yards (1,876)...Seminole are averaging 32.3 points per game (4th ACC) and 424.9 yards per game (4th ACC)...leader on an offensive line that has produced nine 100-yard rushers on the year (8 by Cook, 1 by Patrick)...key protector of FSU's quarterbacks that ranks sixth in the ACC in pass offense (244.0 yards/game) and third in pass efficiency (146.4) and completion percentage (0.650)...part of an offensive line that has allowed just 23 sacks on the year - less than two sacks/game...also part of the front line that paced Cook to 998 yards and 10 touchdowns against six teams that ranked in the top 50 nationally in rushing defense...little league teammate and neighbor of FSU quarterback Sean Maguire growing up in Sparta, N.J.



RB - JACQUES PATRICK - 9
6-2 • 235 • FR
Orlando, Fla./Timber Creek

2015: Appeared in eight games with one start in his first collegiate season...tallied 315 yards on the ground with 62 carries and five touchdowns...averaged 5.1 yards per carry...made the most of his first career start rushing for 162 yards on 24 carries and three touchdowns against Syracuse...also recorded six catches for 62 yards including a long of 20...finished the game with 224 all-purpose yards in leading the Noles to a 45-21 victory over the Orange...joined Devonta Freeman (2011) and Dalvin Cook (2014) as the only true freshman running backs to start for FSU under head coach Jimbo Fisher...joined Freeman by rushing for at least 100 yards in his first start...finished with 54 yards on 12 carries against NC State...ran for 77 yards on 16 carries and two touchdowns against Chattanooga.

PATRICK'S CAREER STATS

RUSHING							
YR.	G	RUSH	YDS	AVG	TD	LG	AVG/G
2015	8	62	315	5.1	5	28	39.4
TOT	8	62	315	5.1	5	28	39.4

RECEIVING							
YR.	G	REC	YDS	AVG	TD	LG	AVG/G
2015	8	6	62	10.3	0	20	7.8
TOT	8	6	62	10.3	0	20	7.8

PATRICK'S CAREER HIGHS RUSHING

Rushes	24, vs. Syracuse 2015
Yards	162, vs. Syracuse 2015
Longest Rush	28, vs. Syracuse 2015
TD	3, vs. Syracuse 2015
Longest TD Rush	28, vs. Syracuse 2015

PATRICK'S CAREER HIGHS RECEIVING

Receptions	6, vs. Syracuse 2015
Yards	62, vs. Syracuse 2015
Longest Catch	20, vs. Syracuse 2015

RB - MARIO PENDER - 7

5-10 • 196 • R-JR
Cape Coral, Fla./Island Coast



2015: Played in three games before missing the rest of the regular season due to pneumothorax...tallied 140 yards on 30 carries with a touchdown in limited action averaging 46.7 yards/game and 4.7 yards/carry...set career-highs for rushes (14) and yards (92) in FSU's season opening victory over Texas State...finished the game with 126 all-purpose yards against the Bobcats...rattled off a season-long rush of 21 yards against USF...carried the ball nine times for 19 yards at Boston College.

PENDER'S CAREER STATS

RUSHING							
YR.	G	RUSH	YDS	AVG	TD	LG	AVG/G
2014	9	41	206	5.0	4	56	22.9
2015	3	30	140	4.7	1	21	46.7
TOT	12	71	346	4.9	5	56	28.8

RECEIVING							
YR.	G	REC	YDS	AVG	TD	LG	AVG/G
2014	9	10	56	5.6	1	11	6.2
2015	3	3	34	11.3	0	17	11.3
TOT	12	13	90	6.9	1	17	7.5

PENDER'S CAREER HIGHS RUSHING

Rushes	14, Texas State 2015
Yards	92, Texas State 2015
Longest Rush	56, Wake Forest 2014
TD	1 (five times), last Texas State 2015
Longest TD Rush	11, vs. Oklahoma State 2014

PENDER'S CAREER HIGHS RECEIVING

Receptions	3 (twice), last Texas State 2015
Yards	34, Texas State 2015
Longest Catch	17, Texas State 2015
TD	1, at Syracuse 2014
Longest TD Catch	4, at Syracuse 2014



OL - BROCK RUBLE - 71
6-8 • 307 • R-FR

Charlotte Hall, Md./DeMatha Catholic

2015: Played in eight games making five starts...first career start came in the season opener against Texas State...all five starts came at right tackle...posted a season-best grade of 81% against Syracuse...a Seminole tailback rushed for more than 150 yards in four of his five starts including Dalvin Cook's career-high 266-yard, three TD performance against USF...helped pave the way on the offensive line to Cook's record setting, single-season performance for rushing yards (1,658) and all-purpose yards (1,876)...Seminole are averaging 32.3 points per game (4th ACC) and 424.9 yards per game (4th ACC)...key protector of FSU's quarterbacks that ranks sixth in the ACC in pass offense (244.0 yards/game) and third in pass efficiency (146.4) and completion percentage (0.650)...part of an offensive line that has allowed just 23 sacks on the year - less than two sacks/game.

WR - TRAVIS RUDOLPH - 15

6-1 • 186 • SO
West Palm Beach, Fla./Cardinal Newman
ALL-ACC SECOND TEAM (MEDIA)
ALL-ACC HONORABLE MENTION
(COACHES)



2015: Appeared in all 12 games making 10 starts in his second season at Florida State...second on the team in receptions (52) and receiving yards (715) and tied for the team lead with six touchdowns - all single-season career bests...ranks in the ACC in receiving touchdowns (7th), receiving yards (7th), receiving yards/game (59.6 - 9th) and receptions/game (4.3 - 9th)...averaging 13.75 yards per reception...caught five passes for a career-best 191 yards and three touchdowns against Syracuse...became the first receiver with three touchdown receptions in a game since Kelvin Benjamin performed the feat at Florida in 2013...tallied 172 first-half receiving yards against Cuse - most for FSU since 2000...named ACC Receiver of the Week for his performance against the Orange...registered six receptions in four games (USF, Wake Forest, Clemson and NC State) on the year to tie a career-high...was on the receiving end of the lone offensive touchdown in FSU's 14-0 victory at Boston College - caught a nine-yard pass from Everett Golson in the first quarter on FSU's opening drive.

RUDOLPH'S CAREER STATS

RECEIVING							
YR.	G	REC	YDS	AVG	TD	LG	AVG/G
2014	13	38	555	14.6	4	68	42.7
2015	12	52	715	13.8	6	75	59.6
TOT	25	90	1270	14.1	10	75	50.8

RUDOLPH'S CAREER HIGHS RECEIVING

Receptions	6 (seven times), last NC State 2015
Yards	191, Syracuse 2015
Longest Catch	75, Syracuse 2015
TD	3, Syracuse 2015
Longest TD Catch	75, Syracuse 2015



FB - FREDDIE STEVENSON - 23
6-1 • 241 • JR
Bartow, Fla./Bartow

2015: Made 11 appearances with nine starts all coming at the fullback position...helped pave the way to Dalvin Cook's record-setting season with 1,658 rushing yards, 1,876 all-purpose yards and 19 touchdowns...was instrumental in protecting the quarterback all season long limiting the opposition to just 23 sacks - 1.9 sacks/game...tallied nine rushing yards on three carries...recorded eight receptions for 51 yards on the year good for 6.4 yards/catch...posted multiple catches against Louisville and Georgia Tech...season-long reception of 17 yards came against the Cardinals...fielded first punt vs. USF and only kickoff of the season at Wake Forest returning for 18 yards.

STEVENSON'S CAREER STATS

RUSHING							
YR.	G	RUSH	YDS	AVG	TD	LG	AVG/G
2013	12	8	33	4.1	1	10	2.8
2014	14	1	0	0.0	0	0	0.0
2015	11	3	9	3.0	0	6	0.8
TOT	37	12	42	3.5	1	10	1.1

RECEIVING							
YR.	G	REC	YDS	AVG	TD	LG	AVG/G
2013	12	2	18	9.0	0	10	1.5
2014	14	7	72	10.3	1	35	5.1
2015	11	8	51	6.4	0	17	4.6
TOT	37	17	141	8.3	1	35	3.8

STEVENSON'S CAREER HIGHS RUSHING

Rushes	3, Nevada 2013
Yards	10 (twice), last Maryland 2013
Longest Rush	10, Nevada 2013
TD	1, Nevada 2013
Longest TD	1, Nevada 2013

STEVENSON'S CAREER HIGHS RECEIVING

Receptions	2 (three times), last at Georgia Tech 2015
Yards	35, at Louisville 2014
Longest Catch	35, at Louisville 2014
TD	1, at Louisville 2014
Longest TD	35, at Louisville 2014

STEVENSON'S CAREER HIGH KICK RETURNS

Kickoff Returns	1 (three times), last at Wake Forest 2015
Yards	18, at Wake Forest 2015

RB - JOHNATHAN VICKERS - 26

6-1 • 226 • SO
Quincy, Fla./North Florida Christian



2015: Played in nine games during his sophomore campaign...finished the regular season with 111 yards on 23 carries and one touchdown...averaged 4.8 yards/carry and 12.3 yards/game...was also on the receiving end of five passes for 39 yards...opened the season with a 24-yard touchdown reception against Texas State - good for his first career catch and first career touchdown...replaced the injured Dalvin Cook at Wake Forest and rushed for 33 yards on 10 carries while capping off a 13-play drive with a nine-yard run in the second quarter...rushed for a career-best 64 yards on eight carries against Syracuse including a long of 26...finished with 70 all-purpose yards in the win over the Orange...also contributed on special teams making three tackles.

VICKERS' CAREER STATS

RUSHING							
YR.	G	RUSH	YDS	AVG	TD	LG	AVG/G
2014	13	1	3	3.0	0	3	0.2
2015	9	23	111	4.8	1	26	12.3
TOT	22	24	114	4.7	1	26	5.2

RECEIVING

YR.	G	REC	YDS	AVG	TD	LG	AVG/G
2015	9	5	39	7.8	1	24	4.3
TOT	9	5	39	7.8	1	24	4.3

VICKERS' CAREER HIGHS RUSHING

Rushes	10, at Wake Forest 2015
Yards	64, vs. Syracuse 2015
Longest Rush	26, vs. Syracuse 2015
TD	1, at Wake Forest 2015
Longest TD Rush	9, at Wake Forest 2015

VICKERS' CAREER HIGHS RECEIVING

Receptions	2 (twice), last Syracuse 2015
Yards	24, vs. Texas State 2015
Longest Catch	24, vs. Texas State 2015
TD	1, vs. Texas State 2015
Longest TD Catch	24, vs. Texas State 2015



WR/KR - KERMIT WHITFIELD - 8 5-8 • 184 • JR

Orlando, Fla./Jones

ALL-ACC SECOND TEAM - WR
(MEDIA, COACHES)

ALL-ACC THIRD TEAM - SP (COACHES)

ALL-ACC HONORABLE MENTION - SP (MEDIA)

2015: Appeared in all 12 games making five starts including his first career start in the season opener against Texas State...leads the team with 53 receptions and 742 receiving yards and tied for the team lead with six touchdowns - all single-season career bests...only receiver with multiple 100-yard receiving games on the year posting 172 yards vs. Louisville and 117 yards vs. NC State...posted back-to-back two touchdown games (NC State, Chattanooga) and is the only receiver with multiple touchdown receiving games in 2015 - first receiver to perform the feat since Kelvin Benjamin in 2013 had three straight games with multiple touchdown catches...tallied career-high catches in two straight games with nine receptions against Miami and Louisville...recorded a career-high 172 yards receiving against the Cardinals including a 70-yard touchdown catch...ranks in the ACC in receiving yards (5th), receiving touchdowns (7th), receiving yards/game (61.8 - 7th) and receptions/game (4.4 - 7th)...averaging 14.00 yards per reception...ranks second on the team in all-purpose yards with 1,192 (742 receiving, 421 kick return, 29 rushing)...ranks ninth in the ACC in all-purpose yards/game (99.3)...averaging 28.1 yards per kickoff return - third in the ACC and 11th nationally...tallied 50+ yd kick returns in three games this year: 59-Texas State; 56-USF; 57-Wake Forest...needs only 17 kickoff return yards to surpass Michael Ray Garvin as FSU's all-time kickoff return leader - currently sits with 1,705 career kickoff return yards...one of four 'Noles with two career kickoff returns for a touchdown (E. McMillan, T. Vanover, T.K. Wetherell)...recorded a season-best four kickoff returns twice (at Wake Forest and at Clemson) including 111 return yards against the Deacs.

WHITFIELD'S CAREER STATS

RECEIVING

YR.	G	REC	YDS	AVG	TD	LG	AVG/G
2013	14	5	89	17.8	0	42	6.4
2014	14	11	145	13.2	0	29	10.4
2015	12	53	742	14.0	6	70	61.8
TOT	40	69	976	14.1	6	70	24.4

RUSHING

YR.	G	RUSH	YDS	AVG	TD	LG	AVG/G
2013	14	3	110	36.7	2	74	7.9
2014	14	3	40	13.3	0	21	2.9
2015	12	5	29	5.8	0	15	2.4
TOT	40	11	179	16.3	2	74	4.5

KICKOFF RETURNS

YR.	G	RET	YDS	AVG	TD	LG	AVG/G
2013	14	17	619	36.4	2	100	44.2
2014	14	32	665	20.8	0	35	47.7
2015	12	15	421	28.1	0	59	35.1
TOT	40	64	1705	26.6	2	100	42.6

WHITFIELD'S CAREER HIGHS RECEIVING

Receptions	9 (twice), last Louisville 2015
Yards	172, Louisville 2015
Longest Catch	70, Louisville 2015
TD	2 (twice), last Chattanooga 2015
Longest TD Catch	70, Louisville 2015

WHITFIELD'S CAREER HIGHS RUSHING

Rushes	2 (three times), last at Clemson 2015
Yards	74, Syracuse 2013
Longest Rush	74, Syracuse 2013
TD	1 (twice), last Syracuse 2013
Longest TD Rush	74, Syracuse 2013

WHITFIELD'S CAREER HIGH KICK RETURNS

Returns	6, vs. Oregon (15 Rose) 2014
Yards	131, vs. Oregon (15 Rose) 2014
Longest Return	100, vs. Auburn (14 BCS Championship) 2013
TD	1 (twice), last vs. Auburn (14 BCS Championship) 2013

WR/PR - JESUS WILSON - 3

5-10 • 185 • JR

Miami, Fla./Christopher Columbus



2015: Only Seminole receiver to start all 12 games...tied for the longest start streak on offense at 17 games with Rod Johnson...20 career starts leads all Seminole offensive players...has caught a pass in 13 straight games - longest active streak on team...third on the team with 50 catches and 554 yards, tied for third with two touchdowns...established single-season career-highs for reception, yards and yards per game (46.2)...ranks in the ACC in receptions/game (4.2 - 10th)...averaging 11.08 yards per reception...tallied a career-high seven receptions against NC State...posted four or more catches in seven games...led the Noles with a game-high five catches for 38 yards in a win at Florida...notched his career-long reception of 51 yards at Wake Forest...led the team with 24 punt returns for 105 yards - good for an average of 4.4 yards per return...fielded a season-high six punts against USF for 40 yards including a game-high 18-yard return...also had four punt returns at Boston College and against NC State...posted a season-long 21-yard return against the Wolfpack...ranks fourth on the team in all-purpose yards with 665 yards and 55.4 yards/game.

WILSON'S CAREER STATS

RECEIVING

YR.	G	REC	YDS	AVG	TD	LG	AVG/G
2013	12	3	23	7.7	0	11	1.9
2014	13	42	527	12.5	4	39	40.5
2015	12	50	554	11.1	2	51	46.2
TOT	37	95	1104	11.6	6	51	29.8

KICKOFF RETURNS

YR.	G	RET	YDS	AVG	TD	LG	AVG/G
2013	12	1	27	27.0	0	27	2.3
2014	13	10	228	22.8	0	34	17.5
2015	12	0	0	0.0	0	0	0.0
TOT	37	11	255	22.3	0	34	6.9

PUNT RETURNS

YR.	G	RET	YDS	AVG	TD	LG	AVG/G
2013	12	8	89	11.1	0	28	7.4
2014	13	2	19	9.5	0	13	1.5
2015	12	24	105	4.4	0	21	8.8
TOT	37	34	213	6.3	0	28	5.8

WILSON'S CAREER HIGHS RECEIVING

Receptions	7, NC State 2015
Yards	109, at NC State 2014
Longest Catch	51, at Wake Forest 2015
TD	2, at NC State 2014

Longest TD Catch

32, at NC State 2014

WILSON'S CAREER HIGH PUNT RETURNS

Returns	6, USF 2015
Yards	41, NC State 2015
Longest Return	28, Maryland 2013



DB - NATE ANDREWS - 29
6-0 • 206 • JR
 Fairhope, Ala./Fairhope

2015: One of FSU's most versatile players in pass coverage played in all 12 games, including four starts to begin the season before an injury at Wake Forest...finished the season with 21 tackles (14 solo) with 2.0 TFL and one 13-yard sack against Chattanooga...also added a six-yard TFL against Syracuse...season-high four tackles vs. Chattanooga...forced a fumble against NC State.

ANDREWS' CAREER STATS

YR.	G	UA	A	TOT	TFL-YDS	PBU	FF	FR	INT	SACKS
2013	14	24	11	35	1.0-4	4	3	1	4	1.0-4
2014	14	66	27	93	0.5-2	5	1	2	3	0.0-0
2015	12	14	7	21	2.0-19	3	1	0	0	1.0-13
TOT	40	104	45	149	3.5-25	12	5	3	7	2.0-17

ANDREWS' CAREER HIGHS

Tackles	12, Boston College 2014
Interceptions	2, at Wake Forest 2013

DB - LAMARCUS BRUTUS - 42
6-0 • 207 • R-SR
 Port St. Lucie, Fla./Treasure Coast



ALL-ACC HONORABLE MENTION (MEDIA)

2015: Started all 12 regular season games at free safety, the first starting assignments of his career...team-high three interceptions on the season, including one at Georgia Tech that was returned 57 yards and led to the only Seminole touchdown...three INTs tie for seventh-most in the ACC, while his 94 return yards lead the conference...third on the team with 59 tackles...team-high seven tackles in the season opener against Texas State set a career-high, later matched at Clemson, vs. NC State, and at Florida.

BRUTUS' CAREER STATS

YR.	G	UA	A	TOT	TFL-YDS	PBU	FF	FR	INT	SACKS
2012	6	0	0	0	0.0-0	0	0	0	0	0.0-0
2013	11	14	2	16	1.0-3	1	0	0	0	0.0-0
2014	14	7	8	15	0.0-0	1	0	0	2	0.0-0
2015	12	41	18	59	0.0-0	1	0	0	3	0.0-0
TOT	43	62	28	90	1.0-3	3	0	0	5	0.0-0

BRUTUS' CAREER HIGHS

Tackles	7 (four times), last at Florida 2015
Tackles for Loss	1.0, at Florida 2013
Interceptions	1 (five times), last Chattanooga 2015



DE - CHRIS CASHER - 21
6-4 • 256 • R-JR
 Mobile, Ala./Davidson

2015: Played in seven games in 2015 and missed five due to injury, including the final two against Chattanooga and at Florida...recorded seven total tackles (two solo), including 0.5 tackle for loss in the season opener against Texas State...season-high two tackles against Texas State and Syracuse...one of four 'Noles with 9+ TFL in his career.

CASHER'S CAREER STATS

YR.	G	UA	A	TOT	TFL-YDS	PBU	FF	FR	INT	SACKS
2012	2	1	0	1	0.0-0	0	0	0	0	0.0-0
2013	13	15	10	25	5.0-20	2	1	1	0	2.0-15
2014	13	15	13	28	3.5-10	2	0	0	0	1.0-5
2015	7	2	5	7	0.5-1	0	0	0	0	0.0-0
TOT	35	33	28	61	9.0-31	4	1	1	0	3.0-20

CASHER'S CAREER HIGHS

Tackles	10, Bethune-Cookman 2013
Tackles for Loss	2.0, Bethune-Cookman 2013
Sacks	1.0 (three times), last Notre Dame 2014

DT - DEMARCUS CHRISTMAS - 90
6-4 • 301 • R-FR
 Sarasota, Fla./Manatee



2015: Backup defensive tackle played in all 12 games, including his first career start at No. 1 Clemson...finished with 19 tackles and two pass breakups...assisted on a sack against NC State, his only tackle for loss on the year...had a season-high four tackles in road games at Georgia Tech and Clemson.

CHRISTMAS' CAREER STATS

YR.	G	UA	A	TOT	TFL-YDS	PBU	FF	FR	INT	SACKS
2015	12	4	15	19	0.5-2	2	0	0	0	0.5-2
TOT	12	4	15	19	0.5-2	2	0	0	0	0.5-2

CHRISTMAS' CAREER HIGHS

Tackles	4 (twice), last at Clemson 2015
Tackles for Loss	0.5, NC State 2015
Sacks	0.5, NC State 2015
Pass Break-ups	1 (twice), last at Boston College 2015

DB - JAVIEN ELLIOTT - 14
5-11 • 176 • R-SR
 Panama City, Fla./Rutherford



2015: Former walk-on that received a scholarship prior to the season and saw significant action on the year, playing in 11 games and finishing with 29 tackles (24 solo), four tackles for loss, one sack (at Florida), an interception and two forced fumbles...nominated for the Burlsworth Trophy, given to the nation's top player that began his career as a walk-on...started the final five games of the season at the Star position, including road games at No. 1 Clemson and No. 10 Florida...career-high eight tackles, 2.0 TFL and a forced fumble vs. NC State...only career interception came against Louisville.

ELLIOTT'S CAREER STATS

YR.	G	UA	A	TOT	TFL-YDS	PBU	FF	FR	INT	SACKS
2015	11	24	5	29	4.0-17	2	2	0	1	1.0-6
TOT	11	24	5	29	4.0-17	2	2	0	1	1.0-6

ELLIOTT'S CAREER HIGHS

Tackles	8, NC State 2015
Tackles for Loss	2.0, NC State 2015
Sacks	1.0, at Florida 2015
Pass Break-ups	1 (twice), last at Florida 2015
Interceptions	1, Louisville 2015

DE - LORENZO FEATHERSTON - 41
6-7 • 229 • SO
 Greensboro, N.C./Page



2015: Battled through a knee injury and concussion to appear in four games, accounting for two tackles...one tackle for loss against Chattanooga.

FEATHERSTON'S CAREER STATS

YR.	G	UA	A	TOT	TFL-YDS	PBU	FF	FR	INT	SACKS
2014	11	9	10	19	5.0-31	0	1	1	0	1.0-17
2015	4	0	2	2	0.5-0.5	0	0	0	0	0.0-0
TOT	15	9	12	21	5.5-31.5	0	1	1	0	1.0-17

FEATHERSTON'S CAREER HIGHS

Tackles	7, Wake Forest 2014
Tackles for Loss	2.5, Wake Forest 2014
Sacks	1.0, at NC State 2014



LB - RO'DERRICK HOSKINS - 18
6-2 • 238 • R-SO
 Orlando, Fla./Evans

2015: Started six games (2 at WLB, 4 at MLB) and appeared in 11 overall...finished fifth on the team with 52 tackles after missing the season finale at No. 10 Florida...third on the team with 6.5 tackles for loss...two pass breakups...career-high in tackles three consecutive games early in season (7 vs. USF and BC, 8 vs. Wake Forest)...career-high 2.0 TFL vs. USF and at Georgia Tech...named a game captain for games against Miami and Syracuse.

HOSKINS' CAREER STATS

YR.	G	UA	A	TOT	TFL-YDS	PBU	FF	FR	INT	SACKS
2014	13	2	7	9	0.0-0	0	0	0	0	0.0-0
2015	11	31	21	52	6.5-9	1	0	0	0	0.0-0
TOT	24	33	28	61	6.5-9	1	0	0	0	0.0-0

HOSKINS' CAREER HIGHS

Tackles	8, at Wake Forest 2015
Tackles for Loss	2.0 (twice), last at Georgia Tech 2015

DB - TYLER HUNTER - 1
5-11 • 198 • R-SR
 Valdosta, Ga./Lowndes County



2015: Appeared in 11 of 12 games for the Seminoles, with one start...notched 24 tackles on the year with an interception and fumble recovery...led the team in tackles against Miami with eight...his interception in the endzone at Wake Forest with :21 left in the fourth quarter sealed the 24-16 FSU win...second career fumble recovery on Senior Day vs. Chattanooga...shared a tackle for loss in the opener against Texas State...game captain vs. Louisville.

HUNTER'S CAREER STATS

YR.	G	UA	A	TOT	TFL-YDS	PBU	FF	FR	INT	SACKS
2011	11	1	2	3	0.0-0	0	0	0	0	0.0-0
2012	14	19	7	26	0.0-0	2	0	0	3	0.0-0
2013	3	7	1	8	0.0-0	2	0	0	1	0.0-0
2014	14	48	17	65	2.5-10	7	0	1	1	1.0-9
2015	11	10	14	24	0.5-0	0	0	1	1	0.0-0
TOT	53	85	41	126	3.0-10	11	0	2	6	1.0-9

PUNT RETURNS

YR.	G	RET	YDS	AVG	TD	LG	AVG/G
2012	14	8	126	15.8	1	75	9.0

HUNTER'S CAREER HIGHS DEFENSE

Tackles	10, at NC State 2014
Interceptions	2, at Virginia Tech 2012
Tackles for Loss	1.0 (twice), last Boston College 2014
Sacks	1.0, Virginia 2014
Fumbles Forced	1, at Miami 2014

HUNTER'S CAREER HIGH PUNT RETURNS

Returns	5, Duke 2012
Yards	122, Duke 2012
Longest Return	75, Duke 2012
TD	1, Duke 2012
Longest TD	75, Duke 2012



DB - DERWIN JAMES - 3
6-3 • 212 • FR
 Haines City, Fla./Haines City

ALL-ACC THIRD TEAM (MEDIA)
ALL-AMERICAN HONORABLE MENTION
 (CBSSPORTS.COM)

FRESHMAN ALL-AMERICAN (SPORTING NEWS, USA TODAY SPORTS, CAMPUS INSIDER)

2015: Lived up to the recruiting hype and proved to be one of the best freshmen in the country, finishing with 77 tackles, 7.5 TFL, 3.5 sacks, four pass breakups, and two fumbles forced and recovered...team leader in tackles in four games (12 vs. Syracuse, 10 vs. NC State & Chattanooga, 9 at Florida)...ACC Defensive Back of the Week after NC State game...played in all 12 games and started the final seven...in seven starts: 62 tackles, two forced fumbles, one fumble recovery, 7.0 TFL, and three sacks.

JAMES' CAREER STATS

YR.	G	UA	A	TOT	TFL-YDS	PBU	FF	FR	INT	SACKS
2015	12	43	34	77	7.5-35	4	2	2	0	3.5-23
TOT	12	43	34	77	7.5-35	4	2	2	0	3.5-23

JAMES' CAREER HIGHS DEFENSE

Tackles	12, Syracuse 2015
Pass Breakups	2, at Georgia Tech 2015
Tackles for Loss	2.0, Syracuse 2015
Sacks	1.0 (three times), last NC State 2015
Fumbles Forced	1 (twice), last Syracuse 2015
Fumbles Recoveries	1 (twice), last NC State 2015

DT - FREDRICK JONES - 55

6-2 • 304 • R-FR
 Miami, Fla./Miami Central



2015: Redshirt freshman played in nine games and racked up five tackles, including one tackle for loss at Florida...career-high two tackles against Syracuse.

JONES' CAREER STATS

YR.	G	UA	A	TOT	TFL-YDS	PBU	FF	FR	INT	SACKS
2015	9	1	4	5	1.0-2	0	0	0	0	0.0-0
TOT	9	1	4	5	1.0-2	0	0	0	0	0.0-0

JONES' CAREER HIGHS DEFENSE

Tackles	2, Syracuse 2015
Tackles for Loss	1.0, at Florida 2015

DT - NILE LAWRENCE-STAMPLE - 99



6-1 • 302 • R-SR
 Fort Lauderdale, Fla./Nova

ALL-ACC FIRST TEAM (COACHES)
ALL-ACC SECOND TEAM (MEDIA)

2015: Started 11 games in 2015, including the first eight to open the season...finished with career-highs in tackles (33), TFL (3.5), and sacks (2.5)...set a career high with six tackles in final regular season game at Florida...tallied four tackles and one sack vs. Louisville...five tackles at Boston College and at Georgia Tech...career-high 1.5 TFL at BC...four-time game captain (BC, Syracuse, UTC, UF).

LAWRENCE-STAMPLE'S CAREER STATS


YR.	G	UA	A	TOT	TFL-YDS	PBU	FF	FR	INT	SACKS
2012	8	4	6	10	1.0-2	0	0	0	0	0.0-0
2013	13	8	7	15	1.5-2	0	0	0	0	0.0-0
2014	4	4	6	10	0.5-0	0	0	0	0	0.0-0
2015	12	21	12	33	3.5-20	1	0	0	0	2.5-18
TOT	37	37	31	68	6.5-24	1	0	0	0	2.5-18

LAWRENCE-STAMPLE'S CAREER HIGHS

Tackles	6, at Florida 2015
Tackles for Loss	1.5, at Boston College 2015
Sacks	1.0 (twice), last Louisville 2015

DE - RICK LEONARD - 98

6-7 • 281 • SO
 Middletown, Md./Middletown



2015: Appeared in all 12 games on special teams and at defensive end...finished with four tackles and 1.5 TFL, all against Chattanooga.

LEONARD'S CAREER STATS

YR.	G	UA	A	TOT	TFL-YDS	PBU	FF	FR	INT	SACKS
2014	4	1	0	1	0.0-0	0	0	0	0	0.0-0
2015	12	3	1	4	1.5-3	0	0	0	0	0.0-0
TOT	16	4	1	5	1.5-3	0	0	0	0	0.0-0

LEONARD'S CAREER HIGHS DEFENSE

Tackles	4, Chattanooga 2015
Tackles for Loss	1.5, Chattanooga 2015



LB - TYRELL LYONS - 22

6-1 • 219 • R-SO
 Jacksonville, Fla./First Coast

2015: Played in the first two games against Texas State and USF before tearing an ACL in practice before Week 3...seven of eight tackles came in the season opener against Texas State, tying L. Brutus and T. Smith for the team high against the Bobcats...teamed up for a one-yard tackle for loss in the opener.

LYONS' CAREER STATS

YR.	G	UA	A	TOT	TFL-YDS	PBU	FF	FR	INT	SACKS
2014	11	1	2	3	0.0-0	0	0	0	0	0.0-0
2015	2	6	2	8	0.5-1	0	0	0	0	0.0-0
TOT	13	7	4	11	0.5-1	0	0	0	0	0.0-0

LYONS' CAREER HIGHS DEFENSE

Tackles	7, Texas State 2015
Tackles for Loss	0.5, Texas State 2015

DB - TREY MARSHALL - 20

6-0 • 207 • SO
 Lake City, Fla./Columbia



2015: Started the first six games of the season before suffering a bicep injury against Louisville that ended his season...finished with 21 tackles, one sack, and a pass breakup...led the team with 11 tackles at Wake Forest, the first double-digit performance for a Seminole in 2015...named the ACC Defensive Back of the Week after the game against the Demon Deacons...12-yard sack in the season opener against Texas State.

MARSHALL'S CAREER STATS

YR.	G	UA	A	TOT	TFL-YDS	PBU	FF	FR	INT	SACKS
2014	11	6	6	12	1.5-3	0	0	0	0	0.0-0
2015	6	14	7	21	1.0-12	1	0	0	0	1.0-12
TOT	17	20	13	33	2.5-15	1	0	0	0	1.0-12

MARSHALL'S CAREER HIGHS

Tackles	11, at Wake Forest 2015
Tackles for Loss	1.0 (twice), last Texas State 2015
Sacks	1.0, Texas State 2015



DB - TARVARUS MCFADDEN - 15
6-2 • 197 • FR
 Fort Lauderdale, Fla./American Heritage

2015: Freshman defensive back played in seven games, recording four tackles and one kickoff return for 26 yards...KO return and three tackles came against Chattanooga.

MCFADDEN'S CAREER STATS

YR.	G	UA	A	TOT	TFL-YDS	PBU	FF	FR	INT	SACKS
2015	7	4	0	4	0.0-0	0	0	0	0	0.0-0
TOT	7	4	0	4	0.0-0	0	0	0	0	0.0-0

MCFADDEN'S CAREER HIGHS DEFENSE

Tackles	3, Chattanooga 2015
---------	---------------------

DT - DERRICK MITCHELL JR. - 11

6-4 • 305 • R-SR
 Jacksonville, Fla./First Coast



2015: Redshirt senior notched six tackles, one pass breakup and two QB hurries in nine games before missing the final three games with a back injury...season-high two tackles against USF and Syracuse...graduated with a sport management degree in spring 2015...game captain against Wake Forest.

MITCHELL'S CAREER STATS

YR.	G	UA	A	TOT	TFL-YDS	PBU	FF	FR	INT	SACKS
2013	7	5	2	7	1.0-5	0	0	0	0	1.0-5
2014	12	6	14	20	1.0-2	2	0	1	0	0.0-0
2015	9	1	5	6	0.0-0	1	0	0	0	0.0-0
TOT	28	12	21	33	2.0-7	3	0	1	0	1.0-5

MITCHELL'S CAREER HIGHS

Tackles	4 (twice), last Florida 2014
Tackles for Loss	1.0, Idaho 2013
Sacks	1.0, Idaho 2013



DT - GIORGIO NEWBERRY - 4
6-6 • 295 • R-SR
 Fort Pierce, Fla./Fort Pierce Central

2015: One of the most improved players on the team, the fifth-year senior had 20 tackles, 3.0 TFL, 2.0 sacks, six pass breakups and three QB hurries in 12 games...his six PBU are the most for any ACC defensive lineman...had two PBU against FSU's biggest rivals Florida and Miami...against the Hurricanes, both PBU came on UM's final drive, including the final pass, as the FSU defense held tough and allowed for a 29-24 FSU win...first sack of career came against USF, and set a career high with four tackles at Wake Forest.

NEWBERRY'S CAREER STATS

YR.	G	UA	A	TOT	TFL-YDS	PBU	FF	FR	INT	SACKS
2012	13	4	9	13	0.0-0	2	1	1	0	0.0-0
2013	14	0	0	0	0.0-0	0	0	0	0	0.0-0
(PLAYED TIGHT END)										
2014	14	1	1	2	0.0-0	0	0	1	0	0.0-0
2015	12	10	10	20	3.0-7	6	0	0	0	2.0-6
TOT	53	16	19	35	3.0-7	8	1	1	0	2.0-6

NEWBERRY'S CAREER HIGHS

Tackles	4, at Wake Forest 2015
Tackles for Loss	1.0 (twice), last USF 2015
Pass Breakups	2 (twice), last at Florida 2015

DT - DERRICK NNADI - 91

6-1 • 301 • SO

Virginia Beach, Va./Ocean Lakes



ALL-ACC THIRD TEAM (MEDIA)

2015: Started all 12 games at nose guard, finishing with 42 tackles and 2.0 TFL (2.0 sacks)...set a career high with nine tackles against Syracuse, the most for an FSU interior lineman since Timmy Jernigan also had nine in the BCS NCG vs. Auburn...had six tackles at No. 1 Clemson...one sack at Boston College and half-sacks vs. Syracuse and Clemson.

NNADI'S CAREER STATS

YR.	G	UA	A	TOT	TFL-YDS	PBU	FF	FR	INT	SACKS
2014	9	8	10	18	1.5-2	1	0	1	0	0.0-0
2015	12	17	25	42	2.0-10	0	0	0	0	2.0-10
TOT	21	25	35	60	3.5-12	1	0	1	0	2.0-10

NNADI'S CAREER HIGHS

Tackles	9, Syracuse 2015
Tackles for Loss	1.5, Wake Forest 2014
Sacks	1.0 (twice), last Syracuse 2015



LB - REGGIE NORTHRUP - 5

6-1 • 231 • R-SR

Jacksonville, Fla./First Coast

ALL-ACC SECOND TEAM (MEDIA)

ALL-ACC THIRD TEAM (COACHES)

2015: Played in all 12 games and made 10 starts, finishing with a team-high 87 tackles and five QB hurries, and adding three pass breakups and 1.0 TFL...within range of becoming the first Seminole since M. Boulware '02-'03 with 100+ tackles in consecutive seasons (had 122 in 2014)...two of three PBU came in the regular season finale against Florida, and his nine tackles tied for the team lead...7.2 tackles per game ranks 13th in the ACC (only Seminole in top 20)...along with UF game, also led team in tackles vs. Clemson (career-high 14; also the most for any Nole in 2015) and Syracuse (12)...only TFL on the road at No. 1 Clemson...team captain final three games (NC State, UTC, UF).

NORTHRUP'S CAREER STATS

YR.	G	UA	A	TOT	TFL-YDS	PBU	FF	FR	INT	SACKS
2012	13	5	5	10	1.0-1	0	0	0	0	0.0-0
2013	14	22	24	46	2.5-4	1	0	0	0	0.0-0
2014	14	61	61	122	4.0-7	1	1	1	1	1.0-1
2015	12	41	46	87	1.0-4	3	0	0	0	0.0-0
TOT	53	129	136	265	8.5-16	5	1	1	1	1.0-1

NORTHRUP'S CAREER HIGHS

Tackles	14, at Clemson 2015
Tackles for Loss	1.0 (seven times), last at Clemson 2015
Sacks	1.0, at Syracuse 2014
Pass Breakups	2, at Florida 2015

LB - LORENZO PHILLIPS - 35

6-2 • 225 • R-JR

Patterson, La./East Mississippi CC/
Patterson



2015: Played in all 12 games, primarily on special teams; finished with 11 tackles and 1.5 tackles for loss...one TFL came in FSU debut in season opener against Texas State, and shared a TFL against Chattanooga...had season-high four tackles in each of those games.

PHILLIPS' CAREER STATS

YR.	G	UA	A	TOT	TFL-YDS	PBU	FF	FR	INT	SACKS
2015	12	7	4	11	1.5-3	0	0	0	0	0.0-0
TOT	12	7	4	11	1.5-3	0	0	0	0	0.0-0

PHILLIPS' CAREER HIGHS DEFENSE

Tackles	4 (twice), last Chattanooga 2015
Tackles for Loss	1.0, Texas State 2015

LB - JACOB PUGH - 16

6-4 • 239 • SO

Dade City, Fla./Godby



2015: Finished the regular season with 30 tackles, 3.0 sacks, one PBU and two QBHs in 12 games (four starts)...team leader in tackles against Louisville (7) and USF (7, tied with R. Hoskins)...named ACC Linebacker of the Week after his performance against Louisville (seven tackles, two sacks)...the seven tackles against U of I and USF set a career high...PBU came against Florida in regular season finale, as did one of two QB hurries.

PUGH'S CAREER STATS

YR.	G	UA	A	TOT	TFL-YDS	PBU	FF	FR	INT	SACKS
2014	13	7	5	12	2.0-4	1	0	1	2	0.0-0
2015	12	18	12	30	3.0-10	1	0	0	0	3.0-10
TOT	25	25	17	42	5.0-14	2	0	1	2	3.0-10

PUGH'S CAREER HIGHS

Tackles	7 (twice), last Louisville 2015
Tackles for Loss	2.0, Louisville 2015
Sacks	2.0, Louisville 2015
Interceptions	2, Notre Dame 2014



DB - JALEN RAMSEY - 8

6-1 • 202 • JR

Smyrna, Tenn./Brentwood Academy

ALL-ACC FIRST TEAM (MEDIA, COACHES)

CONSENSUS ALL-AMERICAN

FIRST TEAM ALL-AMERICAN (AFCA, WALTER CAMP, ESPN.COM)

SECOND TEAM ALL-AMERICAN (AP, FWAA, SPORTING NEWS, CBSSPORTS.COM, SI.COM, USA TODAY SPORTS)

2015: Became FSU's 36th consensus All-American...started all 12 games at cornerback, finishing with 43 tackles, 2.0 TFL (1.0 sacks), a team-high 10 PBU...his 36-yard fumble recovery TD at Boston College was the Seminoles lone defensive touchdown on the season...Thorpe & Bednarik Award and Lott IMPACT Trophy semifinalist...two-time ACC Defensive Back of the Week after games against USF and Boston College...at No. 1 Clemson, had nine tackles, a PBU and a sack...began returning kickoffs in 2015, taking his first for 37 yards against Texas State.

RAMSEY'S CAREER STATS

YR.	G	UA	A	TOT	TFL-YDS	PBU	FF	FR	INT	SACKS
2013	14	37	12	49	2.0-18	1	1	1	1	1.0-12
2014	14	45	34	79	9.5-47	12	2	0	2	3.0-32
2015	12	31	12	43	2.0-5	10	0	1	0	1.0-2
TOT	40	113	58	171	13.5-70	23	3	2	3	5.0-46

RAMSEY'S CAREER HIGHS

Tackles	12, vs. Oklahoma State 2014
Tackles for Loss	2.0 (twice), last Virginia 2014
Sacks	1.0 (five times), last at Clemson 2015
Interceptions	1 (three times), last at Miami 2014
Fumble Recoveries	1 (twice), last at Boston College 2015
Pass Breakups	4, at Miami 2014

DB - KEELIN SMITH - 37

6-3 • 190 • R-SR

Fort Pierce, Fla./Treasure Coast



2015: Played in 10 games, totaling 1.0 tackle per game...two tackles each against Texas State, Wake Forest, Louisville, and NC State.

SMITH'S CAREER STATS

YR.	G	UA	A	TOT	TFL-YDS	PBU	FF	FR	INT	SACKS
2012	13	6	3	9	0.5-1	1	0	0	0	0.0-0
2013	12	11	5	16	1.0-1	1	0	0	1	0.0-0
2014	12	4	3	7	0.0-0	0	0	0	0	0.0-0
2015	10	7	3	10	0.0-0	0	0	0	0	0.0-0
TOT	47	28	14	42	1.5-2	2	0	0	1	0.0-0

SMITH'S CAREER HIGHS

Tackles	4, Bethune-Cookman 2013
Tackles for Loss	1.0, NC State 2013
Pass Break-Up	1 (twice), last Idaho 2013
Interceptions	1, Idaho 2013



LB - TERRANCE SMITH - 24

6-4 • 230 • R-SR

Decatur, Ga./Southwest DeKalb

ALL-ACC HONORABLE MENTION (MEDIA)

2015: Started all eight games he appeared in, finishing fourth on the team with 53 tackles, 4.5 TFL, one sack, and a forced fumble...missed four games midseason with an injury...the forced fumble at Boston College was recovered by Jalen Ramsey and returned 36 yards for the Seminoles only defensive touchdown of the season...named ACC Linebacker of the Week for his efforts against the Eagles (6 tackles, 3.5 TFL, FF)...led the team in tackles in the season opener vs. Texas State (7) and the finale against Florida (9)...returned at No. 1 Clemson and finished with 12 tackles, one shy of career high...three time game captain (Texas State, Clemson, UTC).

SMITH'S CAREER STATS

YR.	G	UA	A	TOT	TFL-YDS	PBU	FF	FR	INT	SACKS
2011	2	0	1	1	0.0-0	0	0	0	0	0.0-0
2012	13	8	1	9	1.5-5	0	0	0	0	0.0-0
2013	14	34	25	59	2.5-17	3	0	0	1	2.0-16
2014	12	48	39	87	4.5-12	1	2	0	2	1.0-6
2015	8	31	22	53	4.5-18	0	1	0	0	1.0-7
TOT	49	121	88	209	13-52	4	3	0	3	4.0-29

SMITH'S CAREER HIGHS

Tackles	13, Clemson 2014
Tackles for Loss	3.5, at Boston College 2015
Sacks	1.0 (four times), last at Florida 2015
Interceptions	1 (three times), last Florida 2014

DE - JOSH SWEAT - 9

6-5 • 237 • FR

Chesapeake, Va./Oscar Smith



FRESHMAN ALL-AMERICAN HM (CAMPUS INSIDER)

2015: Played in 12 games, starting nine...finished with 38 tackles, 3.5 TFL, one sack, an INT, PBU, 3 QB hurries, and three fumble recoveries...one of four players to lead the ACC with three fumbles recovered...puts consistent pressure on the QB...had six tackles three times on the year, including at Georgia Tech...his INT came at GT when he tipped a pass to himself...added his only sack of the year against the Yellow Jackets...also had six tackles at No. 1 Clemson and No. 10 Florida...career high 1.5 TFL vs. NC State.

SWEAT'S CAREER STATS

YR.	G	UA	A	TOT	TFL-YDS	PBU	FF	FR	INT	SACKS
2015	12	19	19	38	3.5-12	1	0	3	1	1.0-10
TOT	12	19	19	38	3.5-12	1	0	3	1	1.0-10

SWEAT'S CAREER HIGHS

Tackles	6 (three times), last at Florida 2015
Tackles for Loss	1.5, NC State 2015
Sacks	1.0, at Georgia Tech 2015
Interceptions	1, at Georgia Tech 2015
Fumbles Recoveries	1 (three times), last Syracuse 2015



DE - DEMARCUS WALKER - 44

6-3 • 281 • JR

Jacksonville, Fla./Sandalwood

ALL-ACC SECOND TEAM (MEDIA)
ALL-ACC THIRD TEAM (COACHES)

2015: Started all 12 games at defensive end, tallying 45 tackles, 15.5 TFL, 10.5 sacks, five pass breakups, four forced fumbles, and one blocked field goal...10.5 sacks are the most for an FSU player since 2012 and rank second in the ACC...the 15.5 TFL tie for seventh in the ACC, and the four forced fumbles tie for the conference lead...career day against Florida, setting highs for tackles (9), TFL (3.5), sacks (2.5), while also forcing his fourth fumble of the season and blocking a field goal, the first for FSU since 2010...two-time ACC Defensive Lineman of the Week after games against Miami and Florida...19 consecutive starts dating to last season trails only Jalen Ramsey on the FSU defense for consecutive starts...three time game captain (Boston College, Georgia Tech, NC State).

WALKER'S CAREER STATS

YR.	G	UA	A	TOT	TFL-YDS	PBU	FF	FR	INT	SACKS
2013	12	9	9	18	2.0-9	0	0	0	0	1.0-7
2014	14	27	11	38	6.0-18	0	1	0	0	1.0-6
2015	12	23	22	45	15.5-65	5	4	0	0	10.5-58
TOT	38	59	42	101	23.5-92	5	5	0	0	12.5-71

WALKER'S CAREER HIGHS

Tackles	9, at Florida 2015
Tackles for Loss	3.5, at Florida 2015
Sacks	2.5, at Florida 2015
Forced Fumbles	1 (five times), last at Florida 2015

DB - A.J. WESTBROOK - 19

6-0 • 178 • FR

Daytona Beach, Fla./Mainland

2015: After missing the first seven games, played in the final five, racking up two tackles, including 0.5 TFL against Chattanooga.



DB - MARQUEZ WHITE - 27

6-0 • 184 • JR

Dothan, Ala./Northview

2015: Started all 12 games at cornerback (first starts of career), finishing with 23 tackles (19 solo), 2.0 TFL, and an interception...notched the first FSU interception of the season in the endzone against USF...one of 13 Noles with multiple TFL, with one coming in each of the first two games against Texas State and USF...season high three tackles against Texas State, Wake Forest, and Clemson.

WHITE'S CAREER STATS

YR.	G	UA	A	TOT	TFL-YDS	PBU	FF	FR	INT	SACKS
2013	13	8	4	12	1.0-1	0	0	0	1	0.0-0
2014	12	2	1	3	0.0-0	0	0	0	0	0.0-0
2015	12	19	4	23	2.0-8	1	0	0	1	0.0-0
TOT	37	29	9	38	3.0-9	1	0	0	2	0.0-0

WHITE'S CAREER HIGHS

Tackles	4, NC State 2013
Tackles for Loss	1.0 (three times), last USF 2015
Interceptions	1 (twice), last USF 2015

DT - ARTHUR WILLIAMS - 12

6-4 • 318 • R-FR

Waycross, Ga./E.E. Smith (N.C.)

2015: Appeared in eight games, assisting on two tackles against Texas State and Chattanooga.



K - ROBERTO AGUAYO - 19

6-1 • 204 • R-JR

Mascotte, Fla./South Lake

ALL-ACC FIRST TEAM
(MEDIA, COACHES)

FIRST TEAM ALL-AMERICAN (SPORTING NEWS, CBSSPORTS.COM)

SECOND TEAM ALL-AMERICAN (USA TODAY SPORTS)

2015: Became FSU's second, three-time first team All-American in school history joining Deion Sanders...finished the regular season 20-for-24 on field goals, hitting his two longest (45 and 51 yards) against Florida in the regular season finale...continues to be perfect for his career on PATs (195), including all 46 in 2015...ranks fifth in the ACC in scoring (8.8 ppg)...the most accurate kicker in NCAA history (.970)...second all-time in career points at FSU with 399...his 195 consecutive PATs shattered the ACC record of 160...ACC Specialist of the Week after USF game...Lou Groza 'Star of the Week' after Miami game...perfect in career on field goals of 40 yards or less (44-of-44)...double-digit points in seven games on the season.

AGUAYO'S CAREER STATS

YR.	G	FGM-FGA	LG	PATS	PTS
2013	14	21-22	53	94-94	157
2014	14	27-30	53	55-55	136
2015	12	20-24	51	46-46	106
TOT	40	68-76	53	195-195	399

AGUAYO'S CAREER HIGHS

Field Goals	5, Wake Forest 2014
Longest Field Goal	53 (twice), last at Miami 2014
PAT	11, Idaho 2013
Kickoffs	10 (five times), last Texas State 2015
Touchbacks	7, at Wake Forest 2013
Points	19, Wake Forest 2014

P - CASON BEATTY - 38

6-3 • 214 • SR

Charlotte, N.C./Olympic



ALL-ACC HONORABLE MENTION
(MEDIA)

2015: Averaging a career-best 44.5 yards per punt (second in ACC) with a season long of 64 against Syracuse...constantly flipped field position in 14-0 win at Boston College, booting five kicks of 50+, the first FSU kicker to do that since 1981...had a 52.3 average at BC, the best of his career, and put four of final five punts inside the BC 16...has been the starting punter all 54 games in career.

BEATTY'S CAREER STATS

YR.	G	PUNTS	YDS	AVG	LG	TB	FC	I-20	BLK
2012	14	47	1798	38.3	54	2	23	23	2
2013	14	42	1725	41.1	59	2	12	12	0
2014	14	48	1966	41.0	67	2	22	15	0
2015	12	55	2447	44.5	64	3	20	20	0
TOT	54	192	7936	41.3	67	9	77	70	2

BEATTY'S CAREER HIGHS

Punts	8, Clemson 2014
Yards	366, at Boston College 2015
Average (min. 2)	52.3 (7-366), at Boston College 2015
Long	67, Virginia 2014



LS - STEPHEN GABBARD - 47

6-2 • 229 • SO

Tallahassee, Fla./Godby

2015: Long snapper all season, finishing with three tackles...two tackles came at Georgia Tech and one came at No. 10 Florida...has served as the long snapper for Beatty and Aguayo in each of the last two seasons.

FLORIDA STATE FOOTBALL

SELECT PLAYERS CAREER GAME-BY-GAME

ROBERTO AGUAYO - 19

2013	OPONENT	FGM	FGA	LG	PAT	PTS
Pitt	2	2	28	5-5		11
Nevada	2	2	33	8-8		14
Bethune-Cookman	1	1	45	7-7		10
Boston College	2	2	40	6-6		12
Maryland	0	0	0	9-9		9
Clemson	3	3	28	6-6		15
NC State	0	0	0	7-7		7
Miami	2	2	28	5-5		11
Wake Forest	1	2	42	8-8		11
Syracuse	1	1	53	8-8		11
Idaho	1	1	42	11-11		14
Florida	3	3	49	4-4		13
Duke	1	1	45	6-6		9
Auburn	2	2	41	4-4		10
TOT	21	22	53	94-94		157

2014	OPONENT	FGM	FGA	LG	PAT	PTS
Oklahoma State	3	3	37	4-4		13
The Citadel	3	3	27	4-4		13
Clemson	1	1	50	2-2		5
NC State	0	0	0	8-8		8
Wake Forest	5	5	52	4-4		19
Syracuse	1	1	34	5-5		8
Notre Dame	1	1	28	4-4		7
Louisville	0	1	0	6-6		6
Virginia	2	2	43	4-4		10
Miami	3	3	53	3-3		12
Boston College	2	3	37	2-2		8
Florida	1	1	37	3-3		6
Georgia Tech	3	3	33	4-4		13
Oregon	2	3	28	2-2		8
TOT	27	30	53	55-55		136

2015	OPONENT	FGM	FGA	LG	PAT	PTS
Texas State	1	1	22	8-8		11
USF	2	2	38	4-4		10
Boston College	0	1	0	2-2		2
Wake Forest	1	1	25	3-3		6
Miami	3	4	32	2-2		11
Louisville	2	2	43	5-5		11
Georgia Tech	3	4	38	1-1		10
Syracuse	1	2	35	6-6		9
Clemson	2	2	41	1-1		7
NC State	2	2	40	4-4		10
Chattanooga	1	1	18	7-7		10
Florida	2	2	51	3-3		9
TOT	20	24	51	46-46		106

DALVIN COOK - 4

2014	OPONENT	RUSH	YDS	AVG.	TD	LG
The Citadel	13	67	5.2	1	17	
Clemson	1	3	3.0	0	3	
NC State	6	45	7.5	1	35	
Wake Forest	4	13	3.2	0	5	
Syracuse	23	122	5.3	1	23	
Notre Dame	12	20	1.7	0	10	
Louisville	9	110	12.2	2	40	
Virginia	11	36	3.3	0	8	
Miami	7	92	13.1	2	44	
Boston College	14	76	5.4	0	20	
Florida	24	144	6.0	0	23	
Georgia Tech	31	177	5.7	1	26	
Oregon	15	103	6.9	0	20	
TOT	170	1008	5.9	8	44	

2015	OPONENT	RUSH	YDS	AVG.	TD	LG
Texas State	19	156	8.2	2	36	
USF	30	266	8.9	3	74	
Boston College	15	54	3.6	0	28	
Wake Forest	2	94	47.0	1	94	
Miami	22	222	10.1	2	72	
Louisville	22	163	7.4	2	54	
Georgia Tech	17	82	4.8	1	17	
Clemson	21	194	9.2	1	75	
NC State	22	138	6.3	2	30	
Chattanooga	15	106	7.1	2	30	
Florida	26	183	7.0	2	32	
TOT	211	1658	7.9	18	94	

EVERETT GOLSON - 6

2012	OPONENT	COMP	ATT	INT	YDS	TD	LG
Navy	12	18	1	144	1	35	
Purdue	21	31	0	289	1	41	
Michigan St	14	32	0	178	1	36	
Michigan	3	8	2	30	0	16	
Miami	17	22	0	186	0	24	
Stanford	12	24	0	141	1	24	
Oklahoma	13	25	0	177	0	50	
Pittsburgh	23	42	1	227	2	45	
Boston Coll.	16	24	0	200	2	23	
Wake Forest	20	30	1	346	3	50	
USC	15	26	0	217	0	36	
Alabama	21	36	1	270	1	31	
TOT	187	318	6	2405	12	50	

2014	OPONENT	COMP	ATT	INT	YDS	TD	LG
Rice	14	22	0	295	2	75	
Michigan	23	34	0	226	3	24	
Purdue	25	40	0	259	2	32	
Syracuse	32	39	2	362	4	72	
Stanford	20	43	1	241	2	26	
North Carolina	21	38	1	300	3	37	
Florida State	31	52	2	313	3	30	
Navy	18	25	1	315	3	78	
Arizona State	22	41	4	446	2	59	
Northwestern	21	40	1	287	3	42	
Louisville	16	24	1	236	2	48	
USC	7	18	1	75	0	23	
LSU	6	11	0	90	0	29	
TOT	256	427	14	3445	29	78	

2015	OPONENT	COMP	ATT	INT	YDS	TD	LG
Texas State	19	25	0	302	4	55	
USF	14	26	0	163	1	23	
Boston College	15	24	0	119	1	26	
Wake Forest	20	31	0	202	1	51	
Miami	25	33	0	291	1	37	
Louisville	26	38	0	372	3	70	
Georgia Tech	20	30	1	210	0	22	
NC State	5	9	2	52	0	25	
Chattanooga	3	3	0	67	0	32	
TOT	147	219	3	1778	11	70	

RUSHING

2012	OPONENT	RUSH	YDS	AVG.	TD	LG
Navy	1	-8	-8	0	-8	
Purdue	16	-10	-0.6	1	8	
Michigan St	3	7	0.7	1	6	
Michigan	1	0	0	0	0	
Miami	6	51	8.5	0	15	
Stanford	15	41	2.7	0	23	
Oklahoma	11	64	5.8	1	16	
Pittsburgh	15	74	4.9	1	27	
Boston Coll.	11	39	3.5	1	10	
Wake Forest	1	0	0	0	0	
USC	9	47	5.2	0	12	
Alabama	5	-7	-1.4	1	5	
TOT	94	298	3.2	6	27	

2014	OPONENT	RUSH	YDS	AVG.	TD	LG
Rice	12	41	3.4	3	14	
Michigan	3	-14	-4.7	0	1	
Purdue	14	56	4.0	1	15	
Syracuse	10	21	2.1	0	22	
Stanford	7	34	4.9	0	33	
North Carolina	12	71	5.9	0	17	
Florida State	11	33	3.0	0	12	
Navy	9	33	3.7	3	12	
Arizona State	16	-11	-0.7	0	13	
Northwestern	10	78	7.8	1	61	
Louisville	6	-48	-8.0	0	5	
USC	3	-14	-4.7	0	0	
LSU	1	6	6.0	0	6	
TOT	114	283	2.5	8	61	

2015	OPONENT	RUSH	YDS	AVG.	TD	LG
Texas State	4	-1	-0.2	0	10	
USF	8	-15	-1.9	0	6	
Boston College	6	5	0.8	0	14	
Wake Forest	7	4	0.6	0	17	
Miami	6	14	2.3	0	11	
Louisville	5	-28	-5.6	0	8	
Georgia Tech	7	-12	-1.7	0	7	
NC State	3	0	0.0	0	16	
Chattanooga	1	-2	-2.0	0	-2.0	
TOT	47	-35	-0.7	0	17	

ERMON LANE - 1

2014	OPONENT	REC	YDS	AVG.	TD	LG
Oklahoma State	0	0	0.0	0	0	
The Citadel	3	37	12.3	0	18	
Clemson	0	0	0.0	0	0	
NC State	0	0	0.0	0	0	
Wake Forest	2	70	35.0	0	59	
Syracuse	0	0	0.0	0	0	
Notre Dame	0	0	0.0	0	0	
Louisville	2	58	29.0	1	47	
Virginia	2	53	26.5	0	40	
Miami	2	27	13.5	0	22	
Boston College	0	0	0.0	0	0	
Florida	0	0	0.0	0	0	
Georgia Tech	0	0	0.0	0	0	
Oregon	2	22	11.0	0	17	
TOT	13	267	22.3	1	59	

2015	OPONENT	REC	YDS	AVG.	TD	LG
Texas State	2	23	11.5	0	12	
USF	0	0	0.0	0	0	
Boston College	0	0	0.0	0	0	
Wake Forest	1	7	7.0	0	7	
Miami	1	7	7.0	0	7	
Louisville	0	0	0.0	0	0	
Georgia Tech	1	6	6.0	0	6	
Syracuse	1	7	7.0	0	7	
Clemson	0	0	0.0	0	0	
NC State	0	0	0.0	0	0	
Chattanooga	0	0	0.0	0	0	
Florida	0	0	0.0	0	0	
TOT	6	50	8.3	0	12	

SEAN MAGUIRE - 10

2013	OPONENT	COMP	ATT	INT	YDS	TD	LG
Pitt	0	0	0	0	0	0	
Nevada	0	0	0	0	0	0	
Bethune-Cookman	0	0	0	0	0	0	
Maryland	0	0	0	0	0	0	
Wake Forest	1	2	0	11	0	11	
Syracuse	3	5	1	21	1	17	
Idaho	9	14	1	84	1	17	
Florida	0	0	0	0	0	0	
TOT	13	21	2	116	2	17	

2014	OPONENT	COMP	ATT	INT	YDS	TD	LG
The Citadel	3	5	0	28	0	10	
Clemson	21	39	2	304	1	74	
Wake Forest	1	2	0	7	0	7	
Oregon	0	3	0	0	0	0	
TOT	25	49	2	339	1	74	

2015	OPONENT	COMP	ATT	INT	YDS	TD	LG
Texas State	6	7	0	68	1	24	
Louisville	1	1	0	5	0	5	
Syracuse	23	35	0	348	3	75	
Clemson	16	29	1	164	0	25	
NC State	18	28	1	231	2	45	
Chattanooga	12	17	0	152	2	33	
Florida	14	28	0	160	1	45	
TOT	90	145	2	1128	9	75	

MARIO PENDER - 7

2014	OPONENT	RUSH	YDS	AVG.	TD	LG
Oklahoma State	3	31	10.3	1	11	
The Citadel	7	38	5.4	0	13	
Clemson	8	15	1.9	1	7	
Wake Forest	5	70	14	1		

FLORIDA STATE FOOTBALL

SELECT PLAYERS CAREER GAME-BY-GAME

TRAVIS RUDOLPH - 15

2014					
OPPONENT	REC	YDS	AVG.	TD	LG
Oklahoma State	0	0	0.0	0	0
The Citadel	0	0	0.0	0	0
NC State	1	40	40.0	0	40
Wake Forest	4	66	16.5	1	59
Syracuse	6	46	7.7	0	15
Notre Dame	6	80	13.3	1	20
Louisville	2	76	38.0	1	68
Virginia	0	0	0.0	0	0
Miami	4	65	16.3	0	27
Boston College	3	48	16.0	0	25
Florida	1	-2	-2.0	0	-2
Georgia Tech	5	40	8.0	0	11
Oregon	6	96	16.0	1	20
TOT	38	555	14.6	4	68

2015					
OPPONENT	REC	YDS	AVG.	TD	LG
Texas State	4	44	11.0	1	21
USF	6	55	9.2	0	18
Boston College	4	33	8.3	1	13
Wake Forest	6	69	11.5	0	25
Miami	3	38	12.7	0	16
Louisville	5	38	7.6	1	13
Georgia Tech	2	33	16.5	0	20
Syracuse	5	191	38.2	3	75
Clemson	6	86	14.3	0	25
NC State	6	54	9.0	0	16
Chattanooga	4	52	13.0	0	18
Florida	1	22	22.0	0	22
TOT	52	715	13.8	6	75

JESUS 'BOBO' WILSON - 3

2013					
OPPONENT	REC	YDS	AVG.	TD	LG
Pitt	0	0	0.0	0	0
Nevada	0	0	0.0	0	0
Bethune-Cookman	0	0	0.0	0	0
Maryland	0	0	0.0	0	0
Clemson	0	0	0.0	0	0
NC State	0	0	0.0	0	0
Miami	0	0	0.0	0	0
Wake Forest	1	11	11.0	0	11
Syracuse	0	0	0.0	0	0
Idaho	2	12	6.0	0	7
Florida	0	0	0.0	0	0
Duke	0	0	0.0	0	0
Auburn	0	0	0.0	0	0
TOT	3	23	7.7	0	11

2014					
OPPONENT	REC	YDS	AVG.	TD	LG
The Citadel	3	35	11.7	1	16
Clemson	4	56	14.0	0	36
NC State	6	109	18.2	2	39
Wake Forest	4	40	10.0	0	13
Syracuse	4	22	6.5	1	11
Notre Dame	4	45	11.3	0	19
Louisville	3	49	16.3	0	30
Virginia	5	46	9.2	0	15
Miami	1	21	21.0	0	21
Boston College	2	24	12.0	0	15
Florida	1	8	8.0	0	8
Georgia Tech	0	0	0.0	0	0
Oregon	5	72	14.4	0	23
TOT	42	527	12.5	4	39

2015					
OPPONENT	REC	YDS	AVG.	TD	LG
Texas State	3	53	17.7	1	28
USF	3	54	18.0	1	23
Boston College	4	31	7.8	0	14
Wake Forest	5	77	15.4	0	51
Miami	5	41	8.2	0	20
Louisville	4	50	12.5	0	20
Georgia Tech	3	32	10.7	0	14
Syracuse	6	69	11.5	0	19
Clemson	3	27	9.0	0	14
NC State	7	78	11.1	0	26
Chattanooga	2	4	2.0	0	7
Florida	5	38	7.6	0	15
TOT	50	554	11.1	2	51

KERMIT WHITFIELD - 8

2013					
OPPONENT	REC	YDS	AVG.	TD	LG
Pitt	0	0	0.0	0	0
Nevada	1	16	16.0	0	16
Bethune-Cookman	1	42	42.0	0	42
Boston College	0	0	0.0	0	0
Maryland	0	0	0.0	0	0
Clemson	0	0	0.0	0	0
NC State	1	16	16.0	0	16
Miami	0	0	0.0	0	0
Wake Forest	1	11	11.0	0	11
Syracuse	1	4	4.0	0	4
Idaho	0	0	0.0	0	0
Florida	0	0	0.0	0	0
Duke	0	0	0.0	0	0
Auburn	0	0	0.0	0	0
TOT	5	89	17.8	0	42

2014					
OPPONENT	REC	YDS	AVG.	TD	LG
Oklahoma State	3	30	10.0	0	11
The Citadel	1	7	7.0	0	7
Clemson	0	0	0.0	0	0
NC State	2	26	13.0	0	24
Wake Forest	1	9	9.0	0	9
Syracuse	1	13	13.0	0	13
Notre Dame	0	0	0.0	0	0
Louisville	0	0	0.0	0	0
Virginia	0	0	0.0	0	0
Miami	3	60	20.0	0	29
Boston College	0	0	0.0	0	0
Florida	0	0	0.0	0	0
Georgia Tech	0	0	0.0	0	0
Oregon	0	0	0.0	0	0
TOT	11	145	13.2	0	29

2015					
OPPONENT	REC	YDS	AVG.	TD	LG
Texas State	1	35	35.0	0	35
USF	2	19	9.5	0	15
Boston College	4	52	13.0	0	26
Wake Forest	4	24	6.0	1	12
Miami	9	95	10.6	0	21
Louisville	9	172	19.1	1	70
Georgia Tech	6	61	10.2	0	22
Syracuse	2	3	1.5	0	7
Clemson	3	21	7.0	0	10
NC State	6	117	19.5	2	45
Chattanooga	5	91	18.2	2	33
Florida	2	52	26.0	0	45
TOT	53	742	14.0	6	70

PASSING RECORDS

SINGLE-GAME YARDS

	Opponent	Year	Yards	
1.	Chris Weinke	Duke	2000	536
2.	Chris Weinke	Clemson	2000	521
3.	Bill Cappleman	Memphis State	1969	508
4.	Chris Weinke	Miami	2000	496
5.	Peter Tom Willis	Memphis State	1989	482
6.	Thad Busby	NC State	1997	463
7.	Danny Kanell	Virginia	1995	454
8.	Charlie Ward	Florida	1993	446
9.	Jameis Winston	Clemson	2013	444
10.	Chris Weinke	Georgia Tech	2000	443
11.	EJ Manuel	Boston College	2012	439
12.	Bill Cappleman	South Carolina	1968	437
13.	Danny Kanell	Maryland	1994	427
14.	Peter Tom Willis	Nebraska (90 Fiesta)	1989	422
15.	Danny Kanell	Florida	1994	421
16.	Gary Huff	Houston	1972	409
17.	Jameis Winston	Louisville	2014	401
18.	Thad Busby	Georgia Tech	1997	399
19.	Christian Ponder	North Carolina	2009	395
	Charlie Ward	Maryland	1992	395

SEASON YARDS

	Year	Yards	
1.	Chris Weinke	2000	4167
2.	Jameis Winston	2013	4057
3.	Jameis Winston	2014	3907
4.	EJ Manuel	2012	3392
5.	Thad Busby	1997	3317
6.	Drew Weatherford	2005	3208
7.	Peter Tom Willis	1989	3124
8.	Chris Rix	2003	3107
9.	Chris Weinke	1999	3103
10.	Charlie Ward	1993	3032
11.	Danny Kanell	1995	2957
12.	Gary Huff	1972	2893
13.	Danny Kanell	1994	2781
14.	Gary Huff	1971	2736
15.	Chris Rix	2001	2734
16.	Christian Ponder	2009	2717
17.	EJ Manuel	2011	2666
18.	Charlie Ward	1992	2647
19.	Casey Weldon	1991	2527
20.	Chris Weinke	1998	2487

CAREER YARDS

	Years	Yards
1.	Chris Weinke (97-00)	9839
2.	Chris Rix (01-04)	8390
3.	Jameis Winston (13-14)	7964
4.	EJ Manuel (09-12)	7736
5.	Drew Weatherford (05-08)	7567
6.	Christian Ponder (07-10)	6872
7.	Gary Huff (70-72)	6378
8.	Danny Kanell (92-95)	6372
9.	Thad Busby (94-97)	5916
10.	Charlie Ward (89-93)	5747
11.	Bill Cappleman (67-69)	4904
12.	Casey Weldon (88-91)	4628
13.	Peter Tom Willis (86-89)	4291
14.	Jimmy Jordan (76-79)	4144
15.	Chip Ferguson (85-88)	3846
16.	Wally Woodham (75, 77-79)	3550
17.	Kelly Lowrey (80-83)	3469

SINGLE-GAME COMPLETIONS

	Opponent	Year	Comp.	
1.	Danny Kanell	Georgia Tech	1995	41
2.	Danny Kanell	Florida	1994	40
3.	Charlie Ward	Florida	1993	38
4.	Chris Weinke	Duke	2000	37
	Kim Hammond	Penn State (Gator)	1967	37
6.	Drew Weatherford	Duke	2007	35
	Drew Weatherford	Virginia	2005	35
8.	Christian Ponder	North Carolina	2009	33
9.	Drew Weatherford	Boston College	2006	32
	Chris Weinke	BYU	2000	32
	Danny Kanell	Virginia	1995	32
12.	Charlie Ward	Notre Dame	1993	31
	Bill Cappleman	Memphis State	1969	31
14.	Drew Weatherford	Troy	2006	30
	Thad Busby	Georgia Tech	1997	30
	Chris Rix	Colorado	2003	30
	Jameis Winston	Syracuse	2014	30
18.	Jameis Winston	Oregon (15 Rose)	2014	29
	Christian Ponder	Boston College	2009	29
	Drew Weatherford	Boston College	2007	29
	Chris Weinke	Miami	2000	29

SEASON COMPLETIONS

	Year	Att.	Comp.	
1.	Jameis Winston	2014	467	305
2.	Drew Weatherford	2005	469	276
3.	Chris Weinke	2000	431	266
4.	Charlie Ward	1993	380	264
5.	EJ Manuel	2012	387	263
6.	Danny Kanell	1995	402	257
	Jameis Winston	2013	384	257
8.	Thad Busby	1997	390	235
9.	Chris Weinke	1999	377	232
10.	Christian Ponder	2009	330	227
	Danny Kanell	1994	380	227
12.	Chris Rix	2003	382	216
13.	Peter Tom Willis	1989	346	211
14.	Gary Huff	1972	385	206
15.	Charlie Ward	1992	365	204
16.	EJ Manuel	2011	311	203
17.	Casey Weldon	1991	313	189
18.	Christian Ponder	2010	299	184
	Gary Huff	1971	327	184
20.	Bill Cappleman	1969	344	183

CAREER COMPLETIONS

	Years	Att.	Comp.
1.	Chris Weinke (97-00)	1107	650
2.	Drew Weatherford (05-08)	1128	644
3.	EJ Manuel (09-12)	897	600
4.	Christian Ponder (07-10)	965	596
5.	Chris Rix (01-04)	1042	575
6.	Jameis Winston (13-14)	851	562
7.	Danny Kanell (92-95)	851	529
8.	Charlie Ward (89-93)	759	473
9.	Gary Huff (70-72)	796	436
10.	Thad Busby (94-97)	715	421
11.	Bill Cappleman (67-69)	636	349
12.	Casey Weldon (88-91)	545	323
13.	Peter Tom Willis (86-89)	500	304
14.	Jimmy Jordan (76-79)	595	298
15.	Chip Ferguson (85-88)	496	281
16.	Wally Woodham (75, 77-79)	476	273
17.	Kelly Lowrey (80-83)	464	252
	Steve Tensi (62-64)	472	252
19.	Rick Stockstill (77-81)	447	250
20.	Danny McManus (83-87)	455	248

SEASON TD PASSES

	Year	TDs	
1.	Jameis Winston	2013	40
2.	Chris Weinke	2000	33
3.	Danny Kanell	1995	32
4.	Charlie Ward	1993	27
5.	Jameis Winston	2014	25
	Chris Weinke	1999	25
	Thad Busby	1997	25
	Gary Huff	1972	25
	Bill Cappleman	1968	25
10.	Chris Rix	2001	24
11.	EJ Manuel	2012	23
	Chris Rix	2003	23
	Gary Huff	1971	23
14.	Charlie Ward	1992	22
	Casey Weldon	1991	22
16.	Christian Ponder	2010	20
	Peter Tom Willis	1989	20
18.	Chris Weinke	1998	19
19.	EJ Manuel	2011	18
	Drew Weatherford	2005	18

CAREER TD PASSES

	Years	TDs
1.	Chris Weinke (97-00)	79
2.	Jameis Winston (13-14)	65
3.	Chris Rix (01-04)	63
4.	Danny Kanell (92-95)	57
5.	Gary Huff (70-72)	52
6.	Charlie Ward (89-93)	49
7.	EJ Manuel (09-12)	47
8.	Thad Busby (94-97)	46
9.	Christian Ponder (07-10)	45
10.	Casey Weldon (88-91)	41
11.	Jimmy Jordan (76-79)	39
	Bill Cappleman (67-69)	39
13.	Drew Weatherford (04-07)	37
14.	Chip Ferguson (85-88)	34
15.	Peter Tom Willis (86-89)	33
16.	Steve Tensi (62-64)	28
17.	Rick Stockstill (77, 79-81)	26
18.	Danny McManus (84-87)	25
19.	Kelly Lowrey (79-83)	24
20.	Wally Woodham (75-79)	22

RUSHING RECORDS

SINGLE-GAME YARDS

	Opponent	Year	Yards	
1.	Greg Allen	Western Carolina	1981	322
2.	Dalvin Cook	USF	2015	266
3.	Sammie Smith	East Carolina	1987	244
4.	Greg Allen	Arizona State	1984	223
5.	Dalvin Cook	Miami	2015	222
6.	Sammie Smith	Tulane	1988	212
	Victor Floyd	South Carolina	1985	212
8.	Sammie Smith	Indiana (All-American)	1986	205
9.	Greg Allen	Louisiana State	1981	202
10.	Greg Allen	Louisiana State	1983	201
	Tony Smith	Oklahoma State	1982	201
12.	Chris Thompson	Wake Forest	2012	197
13.	Leon Washington	West Virginia	2004	195
14.	Dalvin Cook	Clemson	2015	194
15.	Greg Jones	Miami	2002	189
	Sammie Smith	Miami	1987	189
17.	Sam Platt	Memphis State	1980	188
18.	Jermaine Thomas	NC State	2009	186
19.	Warrick Dunn	Florida	1996	185
20.	Warrick Dunn	Miami	1995	184

SEASON YARDS

	Year	Att.	Yards	
1.	Dalvin Cook	2015	211	1658
2.	Warrick Dunn	1995	166	1242
3.	Sammie Smith	1987	172	1230
4.	Warrick Dunn	1996	189	1180
5.	Greg Allen	1983	200	1134
6.	Larry Key	1977	239	1117
7.	Warrick Dunn	1994	152	1026
8.	Devonta Freeman	2013	173	1016
9.	Mark Lyles	1979	225	1011
10.	Dalvin Cook	2014	170	1008
11.	Leon Washington	2004	132	988
12.	Sam Platt	1980	224	983
13.	Amp Lee	1991	186	977
14.	Greg Allen	1984	133	971
15.	Lorenzo Booker	2004	173	948

CAREER YARDS

	Years	Att.	Yards	
1.	Warrick Dunn	(93-96)	575	3959
2.	Greg Allen	(81-84)	624	3769
3.	Travis Minor	(97-00)	664	3218
4.	Larry Key	(74-77)	625	2953
5.	Dalvin Cook	(14-PR)	381	2666
6.	Sammie Smith	(85-88)	411	2539
7.	Greg Jones	(00-03)	480	2535
8.	Lorenzo Booker	(03-06)	477	2389
9.	Devonta Freeman	(11-13)	404	2255
	Antone Smith	(05-08)	493	2255
11.	Mark Lyles	(76-79)	515	2218
12.	Sean Jackson	(90-93)	347	2133
13.	Amp Lee	(89-91)	405	2092
14.	Jermaine Thomas	(08-11)	379	2083
15.	Leon Washington	(01-05)	369	2078
16.	Dexter Carter	(86-89)	327	1788
17.	Chris Thompson	(09-12)	277	1735
18.	Tom Bailey	(68-70)	381	1714
19.	Hodges Mitchell	(72-73)	363	1613
20.	Ricky Williams	(79-82)	320	1605

SEASON RUSHING TOUCHDOWNS

	Year	TDs	
1.	Greg Allen	1982	20
2.	Dalvin Cook	2015	18
3.	Amp Lee	1990	16
4.	Antone Smith	2008	15
	Dayne Williams	1987	15
6.	Devonta Freeman	2013	14
7.	Warrick Dunn	1995	13
	Greg Allen	1983	13
9.	Warrick Dunn	1996	12
	Pooh Bear Williams	1995	12
11.	Karlos Williams	2014	11
	Karlos Williams	2013	11
	James Wilder Jr.	2012	11
	Zack Crockett	1994	11
	Amp Lee	1991	11
16.	Jermaine Thomas	2009	9
	Travis Minor	1997	9
	Rock Preston	1994	9
	William Floyd	1992	9

CAREER RUSHING TOUCHDOWNS

	Years	TDs	
1.	Greg Allen	(81-84)	44
2.	Warrick Dunn	(93-96)	37
3.	Amp Lee	(89-91)	30
	Devonta Freeman	(11-13)	30
5.	Travis Minor	(97-00)	28
6.	Dalvin Cook	(14-PR)	26
	Antone Smith	(05-08)	26
8.	Dayne Williams	(86-88)	24
9.	Greg Jones	(00-03)	23
10.	Karlos Williams	(11-14)	22
11.	James Wilder Jr.	(11-13)	20
	Mark Lyles	(76-79)	20
13.	Jermaine Thomas	(08-11)	19
14.	Lonnie Pryor	(09-12)	18
15.	Rock Preston	(94-96)	17
	Pooh Bear Williams	(93, 95-96)	17
	Dexter Carter	(86-89)	17
18.	William McCray	(97-01)	16
	William Floyd	(91-93)	16
20.	Lorenzo Booker	(03-06)	15
	Sammie Smith	(86-88)	15

RECEIVING RECORDS

SINGLE-GAME RECEPTIONS

	Opponent	Year	Rec.	
1.	Ron Sellers	South Carolina	1968	16
2.	Ron Sellers	Wake Forest	1968	14
	Ron Sellers	Houston	1968	14
	Ron Sellers	Penn State (Gator)	1967	14
5.	Rashad Greene	Virginia	2014	13
	Lawrence Dawsey	Miami	1990	13
	Kent Gaydos	Houston	1969	13
	Ron Sellers	Memphis State	1968	13
	Ron Sellers	Alabama	1967	13
	Ron Sellers	Virginia Tech	1966	13
	Fred Biletnikoff	Oklahoma ('65 Gator)	1964	13

SEASON RECEPTIONS

	Year	Rec.	
1.	Rashad Greene	2014	99
2.	Ron Sellers	1968	86
3.	Rashad Greene	2013	76
4.	Kez McCorvey	1993	74
5.	Peter Warrick	1999	71
	Andre Cooper	1995	71
7.	Ron Sellers	1967	70
8.	Barry Smith	1972	69
9.	Anquan Boldin	2002	65
	Lawrence Dawsey	1990	65
11.	Snoop Minnis	2000	63
12.	Preston Parker	2007	62
	Rhett Dawson	1971	62
14.	Rod Owens	2009	61
	Peter Warrick	1998	61
16.	Bert Reed	2009	60
	E.G. Green	1995	60
18.	Kez McCorvey	1994	59
19.	Bert Reed	2010	58
20.	Rashad Greene	2012	57
	Fred Biletnikoff	1964	57

CAREER RECEPTIONS

	Years	Rec.	
1.	Rashad Greene	(11-14)	270
2.	Ron Sellers	(66-68)	212
3.	Peter Warrick	(96-99)	207
4.	Kez McCorvey	(91-94)	189
5.	Bert Reed	(08-11)	170
6.	E.G. Green	(94-97)	166
7.	Greg Carr	(05-08)	148
8.	Chris Davis	(03-06)	137
9.	Mike Shumann	(73-75, 77)	134
10.	De'Cody Fagg	(04-07)	132
	Andre Cooper	(93-96)	132
	Warrick Dunn	(93-96)	132
13.	Lawrence Dawsey	(87-90)	128
	Rhett Dawson	(69-71)	128
15.	Kenny Shaw	(10-13)	124
16.	Craphonso Thorpe	(01-04)	123
17.	Barry Smith	(70-72)	119
18.	Anquan Boldin	(99-02)	118
19.	Snoop Minnis	(97-00)	115
20.	Lorenzo Booker	(02-06)	114

SINGLE GAME RECEIVING YARDS

	Opponent	Year	Yards	
1.	Ron Sellers	Wake Forest	1968	260
2.	Ron Sellers	South Carolina	1968	259
3.	Peter Warrick	Clemson	1997	249
4.	Ron Sellers	Virginia Tech	1967	229
5.	Ron Sellers	Memphis State	1968	218
6.	Craphonso Thorpe	Notre Dame	2003	217
7.	Ron Sellers	Houston	1968	214
8.	Kelvin Benjamin	Florida	2013	212
9.	Kez McCorvey	Duke	1994	207
10.	Craphonso Thorpe	Colorado	2003	205
11.	Rashad Greene	Oklahoma State	2014	203
12.	Rod Owens	North Carolina	2009	199
13.	Javon Walker	Virginia Tech	2001	195
14.	Fred Biletnikoff	Oklahoma ('65 Gator)	1964	192
15.	Travis Rudolph	Syracuse	2015	191
16.	Peter Warrick	Miami	1998	190
17.	Snoop Minnis	Florida	2000	187
18.	E.G. Green	NC State	1997	184
19.	Andre Cooper	Maryland	1995	182
	Fred Biletnikoff	Virginia Tech	1964	182

SEASON RECEIVING YARDS

	Year	Yards	
1.	Ron Sellers	1968	1496
2.	Rashad Greene	2014	1365
3.	Snoop Minnis	2000	1340
4.	Barry Smith	1972	1243
5.	Peter Warrick	1998	1232
6.	Ron Sellers	1967	1228
7.	Rashad Greene	2013	1128
8.	E.G. Green	1997	1059
9.	Kelvin Benjamin	2013	1011
	Anquan Boldin	2002	1011
11.	E.G. Green	1995	1007
12.	Andre Cooper	1995	1002
13.	Lawrence Dawsey	1990	999
14.	Craphonso Thorpe	2003	994
15.	Fred Biletnikoff	1964	987
16.	Kez McCorvey	1993	966
17.	Rhett Dawson	1970	946
18.	Javon Walker	2001	944
19.	Peter Warrick	1999	934
20.	Kenny Shaw	2013	933

CAREER RECEIVING YARDS

	Years	Yards	
1.	Rashad Greene	(11-14)	3830
2.	Ron Sellers	(66-68)	3598
3.	Peter Warrick	(96-99)	3517
4.	E.G. Green	(94-97)	2920
5.	Kez McCorvey	(91-94)	2660
6.	Greg Carr	(05-08)	2574
7.	Barry Smith	(70-72)	2392
8.	Mike Shumann	(73-75, 77)	2306
9.	Craphonso Thorpe	(01-04)	2153
10.	Lawrence Dawsey	(87-90)	2129
11.	Jessie Hester	(81-84)	2100
12.	Snoop Minnis	(97-00)	2098
13.	Bert Reed	(08-11)	2022
14.	Kenny Shaw	(10-13)	1919
15.	Rhett Dawson	(69-71)	1915
16.	Chris Davis	(03-06)	1842
17.	Andre Cooper	(93-96)	1810
18.	Anquan Boldin	(99-02)	1790
19.	Hassan Jones	(82-85)	1764
20.	Jackie Flowers	(76-79)	1697

SEASON TD CATCHES

	Year	TDs
1. Andre Cooper	1995	15
Kelvin Benjamin	2013	15
3. Anquan Boldin	2002	13
Barry Smith	1972	13
5. Greg Carr	2006	12
Peter Warrick	1998	12
Ron Sellers	1968	12
8. Craphonso Thorpe	2003	11
Talman Gardner	2001	11
Snoop Minnis	2000	11
E.G. Green	1997	11
Fred Biletnikoff	1964	11
13. Atrews Bell	2000	10
E.G. Green	1995	10
15. Rashad Greene	2013	9
Greg Carr	2005	9
Lawrence Dawsey	1988	9
Jessie Hester	1984	9
19. Talman Gardner	2002	8
Peter Warrick	1999	8
Peter Warrick	1997	8
Terry Anthony	1989	8
Terry Anthony	1988	8
Ron Sellers	1967	8

CAREER TD CATCHES

	Year	TDs
1. Peter Warrick	(96-99)	31
2. Rashad Greene	(11-14)	29
Greg Carr	(05-08)	29
E.G. Green	(94-97)	29
5. Barry Smith	(70-72)	25
6. Andre Cooper	(93-96)	24
7. Ron Sellers	(66-68)	23
8. Anquan Boldin	(99-02)	21
Jessie Hester	(81-84)	21
10. Lawrence Dawsey	(87-90)	20
11. Talman Gardner	(99-02)	19
Kelvin Benjamin	(12-Pr.)	19
13. Craphonso Thorpe	(01-04)	18
Snoop Minnis	(99-00)	17
Terry Anthony	(86-89)	17
Hassan Jones	(82-85)	17
Nick O'Leary	(11-14)	17
18. Kez McCorvey	(91-94)	16
Mike Shumann	(73-75, 77)	16
Fred Biletnikoff	(62-64)	16

INDIVIDUAL GAME RECORDS

PASSING

Most Touchdown Passes:	6	Peter Tom Willis vs. Memphis State, 1989
	6	Chris Weinke vs. Maryland, 1999
Passing Yards:	536	Chris Weinke vs. Duke, 2000
Completions:	41	Danny Kanell vs. Georgia Tech, 1995
Attempts:	67	Danny Kanell vs. Virginia, 1995
Completion Pct.	92.6	Jameis Winston at Pitt, 2013

RUSHING

Most Rushing Yards:	322	Greg Allen vs. Western Carolina, 1981
Most Rushes:	34	Travis Minor vs. Texas A&M, 1998
Rushing TDs:	4	Antone Smith vs. Miami, 2008
	4	Greg Allen vs. Louisville, 1982
	4	Greg Allen vs. South Carolina, 1982
Most All-Purpose Yards:	417	Greg Allen vs. Western Carolina, 1981

RECEIVING

Receptions:	16	Ron Sellers vs. South Carolina, 1968
Receiving Yards:	260	Ron Sellers vs. Wake Forest, 1968
Receiving TDs:	5	Ron Sellers vs. Wake Forest, 1968

DEFENSE

Most Tackles:	29	Dale McCullers vs. Texas A&M, 1968
Most Sacks:	6	Dale McCullers vs. Memphis State, 1967
Most TFLs:	6	Dale McCullers vs. Memphis State, 1967
Interceptions:	4	Mario Edwards vs. Wake Forest, 1998

DEFENSE RECORDS

SEASON TACKLES

	Year	Solo	Ast	Total
1. Aaron Carter	1977	82	99	181
2. Dale McCullers	1967	108	72	180
3. Reggie Herring	1980	92	78	170
4. Dale McCullers	1968	102	61	163
5. Henry Taylor	1984	80	79	159
6. Jimmy Heggins	1977	67	90	157
7. Paul McGowan	1987	97	53	150

CAREER TACKLES

	Years	Total
1. Aaron Carter	(74-77)	512
2. Ron Simmons	(77-80)	483
3. Reggie Herring	(77-80)	452
4. Paul McGowan	(84-87)	446
5. Kirk Carruthers	(88-91)	435
6. Michael Boulware	(00-03)	377
7. Ken Roe	(80-83)	373
8. Marvin Jones	(90-92)	369
9. Daryl Bush	(94-97)	362
10. Kendyll Pope	(00-03)	352
11. Henry Taylor	(81-84)	344
12. Bradley Jennings	(98-01)	341
13. Sam Cowart	(93-97)	338

SEASON QUARTERBACK SACKS

	Year	Sacks
1. Peter Boulware	1996	19
2. Andre Wadsworth	1997	16
3. Brandon Jenkins	2010	13.5
Everette Brown	2008	13.5
Reinard Wilson	1996	13.5
6. Bjoern Werner	2012	13
Alonzo Jackson	2002	13
8. Jamal Reynolds	2000	12
Ron Simmons	1977	12
10. Cornelius Carradine	2012	11
Reinard Wilson	1994	11
Carl Simpson	1991	11
13. Anthony Moss	1990	10.5
DeMarcus Walker	2015	10.5
Greg Spires	1997	10
Peter Boulware	1995	10
Willie Jones	1978	10
18. Brodrick Bunkley	2005	9
Reinard Wilson	1995	9
Carl Simpson	1992	9

CAREER QUARTERBACK SACKS

	Years	Sacks
1. Reinard Wilson	(93-96)	35.5
2. Peter Boulware	(94-96)	34
3. Ron Simmons	(77-80)	25
4. Bjoern Werner	(10-12)	23.5
Jamal Reynolds	(97-00)	23.5
6. Everette Brown	(06-08)	23
Alonzo Jackson	(99-02)	23
Andre Wadsworth	(94-97)	23
9. Brandon Jenkins	(09-12)	22.5
10. Carl Simpson	(90-92)	21.5
Anthony Moss	(87-90)	21.5

SEASON TACKLES FOR LOSS

	Year	TFLs
1. Brodrick Bunkley	2005	25
2. Darnell Dockett	2001	22
3. Brandon Jenkins	2010	21.5
Everette Brown	2008	21.5
5. Corey Simon	1999	21
6. Darnell Dockett	2000	19
David Warren	2000	19
Andre Wadsworth	1997	19
9. Alonzo Jackson	2002	18.5
10. Bjoern Werner	2012	18
Lawrence Timmons	2006	18
Travis Johnson	2004	18
13. Geno Hayes	2007	17.5
14. Darnell Dockett	2003	17
Ron Simmons	1979	17
16. Corey Simon	1998	16
17. DeMarcus Walker	2015	15.5
18. Derek Nicholson	2008	15
Kevin Emanuel	2002	15
Jamal Reynolds	2000	15

CAREER TACKLES FOR LOSS

	Years	TFLs
1. Darnell Dockett	(00-03)	65
2. Everette Brown	(06-08)	46.5
3. Corey Simon	(96-99)	44
Ron Simmons	(77-80)	44
5. Travis Johnson	(01-04)	42.5
6. Kevin Emanuel	(00-03)	41
7. Brandon Jenkins	(09-11)	37.5
8. Brodrick Bunkley	(02-05)	37
9. Jamal Reynolds	(97-00)	33
10. Bjoern Werner	(10-12)	35
11. Dekoda Watson	(06-09)	32.5
Alonzo Jackson	(99-02)	32.5
13. Jeff Womble	(00-03)	32
Jerry Johnson	(96-99)	32
Paul McGowan	(84-87)	32
16. Eric Moore	(01-04)	30.5
17. Geno Hayes	(05-07)	29.5
18. Telvin Smith	(10-13)	29
19. Markus White	(09-10)	28.5
20. Marvin Jones	(90-92)	27

SEASON INTERCEPTIONS

	Year	Ints
1. Terrell Buckley	1991	12
2. Monk Bonasorte	1979	8
Curt Campbell	1951	8
4. Samari Rolle	1997	7
Corey Sawyer	1992	7
LeRoy Butler	1989	7
7. Patrick Robinson	2007	6
Tay Cody	2000	6
Mario Edwards	1998	6
Corey Sawyer	1993	6
Terrell Buckley	1990	6
Larry Harris	1982	6
Bobby Butler	1979	6
J.T. Thomas	1970	6
Winfred Bailey	1964	6
Bud Whitehead	1959	6
Lee Corso	1954	6
Tom Feamster	1954	6
Tommy Brown	1952	6
Ted Hewitt	1949	6

CAREER INTERCEPTIONS

	Years	Ints
1. Terrell Buckley	(89-91)	21
2. Monk Bonasorte	(77-80)	15
3. Deion Sanders	(85-88)	14
Lee Corso	(53-56)	14
5. Corey Sawyer	(91-93)	13
6. Tay Cody	(97-00)	12
Samari Rolle	(94-97)	12
Brian McCrary	(81-84)	12
Keith Jones	(78-80)	12
Curt Campbell	(50-52)	12
11. Eric Williams	(84-87)	11
Bobby Butler	(77-80)	11
Walt Sumner	(66-68)	11
Ted Hewitt	(48-50)	11
15. Pat Watkins	(02-05)	10
Dedrick Dodge	(85-89)	10
Bobby Jackson	(74-77)	10
J.T. Thomas	(70-72)	10
19. Tony Carter	(05-08)	9
Chris Hope	(98-01)	9
Leon Fowler	(88-92)	9
LeRoy Butler	(86-89)	9
Stan Shiver	(84-88)	9
Larry Harris	(80-83)	9
Harvey Clayton	(79-82)	9
John Crowe	(66-68)	9
Bud Whitehead	(58-60)	9
Tommy Brown	(50-52)	9
Ralph Chaudron	(47-49)	9

SEMINOLES

FLORIDA STATE BOWL HISTORY





Chris Thompson, 2010 Chick-fil-A Bowl MVP, tallied 147 rushing yards on 25 carries with a touchdown.

INDIVIDUAL

SCORING

MOST POINTS SCORED

24	Fred Biletnikoff vs. Oklahoma, Gator (Jan. 2, 1965)
20	Andre Cooper vs. Notre Dame, Orange (Jan. 1, 1996)
20	Peter Warrick vs. Virginia Tech, Sugar (Jan. 4, 2000)
18	Rhett Dawson vs. Arizona State, Fiesta (Dec. 27, 1971)

MOST TOUCHDOWNS

4	Fred Biletnikoff vs. Oklahoma, Gator (Jan. 2, 1965)
3	Rhett Dawson vs. Arizona State, Fiesta (Dec. 27, 1971)
3	Andre Cooper vs. Notre Dame, Orange (Jan. 1, 1996)
3	Peter Warrick vs. Virginia Tech, Sugar (Jan. 4, 2000)

MOST RUSHING TOUCHDOWNS

2	Red Parish vs. Wofford, Cigar (Jan. 2, 1950)
2	Greg Allen vs. West Virginia, Gator (Dec. 30, 1982)
2	Sammie Smith vs. Indiana, All American (Dec. 31, 1986)
2	Tanner Holloman vs. Indiana, All American (Dec. 31, 1986)
2	Amp Lee vs. Penn State, Blockbuster (Dec. 28, 1990)
2	William McCray vs. Ohio State, Sugar (Jan. 1, 1998)
2	Lorenzo Booker vs. UCLA, Emerald (Dec. 27, 2006)
2	Drew Weatherford vs. Kentucky, Music City (Dec. 31, 2007)
2	Jermaine Thomas vs. West Virginia, Gator (Jan. 1, 2010)
2	Lonnie Pryor vs. Northern Illinois, Orange (Jan. 1, 2013)

LONGEST RUSHING TOUCHDOWN

69	Leon Washington vs. West Virginia, Gator (Jan. 1, 2005)
60	Lonnie Pryor vs. Northern Illinois, Orange (Jan. 1, 2013)
37	Lonnie Pryor vs. Northern Illinois, Orange (Jan. 1, 2013)
29	Greg Allen vs. West Virginia, Gator (Dec. 30, 1982)
27	Chris Thompson vs. S. Carolina, Chick-fil-A (Dec. 31, 2010)

MOST PASSING TOUCHDOWNS

5	Steve Tensi vs. Oklahoma, Gator (Jan. 2, 1965)
5	Peter Tom Willis vs. Nebraska, Fiesta (Jan. 1, 1990)
4	Danny Kanell vs. Notre Dame, Orange (Jan. 1, 1996)
4	Chris Weinke vs. Virginia Tech, Sugar (Jan. 4, 2000)

LONGEST PASSING TOUCHDOWN

77	Chris Rix to Javon Walker vs. Virginia Tech, Gator (Jan. 1, 2002)
73	Warrick Dunn to 'O'Mar Ellison vs. Florida, Sugar (Jan. 2, 1995)
64	Chris Weinke to Peter Warrick vs. Virginia Tech, Sugar (Jan. 4, 2000)

MOST RECEIVING TOUCHDOWNS

4	Fred Biletnikoff vs. Oklahoma, Gator (Jan. 2, 1965)
3	Rhett Dawson vs. Arizona State, Fiesta (Dec. 27, 1971)
3	Andre Cooper vs. Notre Dame, Orange (Jan. 1, 1996)

MOST FIELD GOALS MADE

4	Dustin Hopkins vs. S. Carolina, Chick-fil-A (Dec. 31, 2010)
4	Dustin Hopkins vs. West Virginia, Gator (Jan. 1, 2010)
4	Scott Bentley vs. Nebraska, Orange (Jan. 1, 1994)
3	Frank Fontes vs. Arizona State, Fiesta (Dec. 27, 1971)
3	Dan Mowrey vs. Florida, Sugar (Jan. 2, 1995)
3	Xavier Beitia vs. Virginia Tech, Gator (Jan. 1, 2002)
3	Xavier Beitia vs. West Virginia, Gator (Jan. 1, 2005)
3	Gary Cismesia vs. UCLA, Emerald (Dec. 26, 2006)

NON-OFFENSIVE SCORING PLAYS

100-yard kickoff return	by Kermit Whitfield vs. Auburn BCS NC (Jan. 6, 2014)
95-yard kickoff return	by Billy Allen vs. West Virginia, Gator (Dec. 30, 1982)
93-yard kickoff return	by Larry Key vs. Texas Tech, Tangerine (Dec. 23, 1977)
87-yard punt return	by Willie Reid vs. Penn State, Orange (Jan. 3, 2006)
86-yard interception return	by Tony Carter vs. UCLA, Emerald (Dec. 26, 2006)
75-yard fumble recovery	by Derek Nicholson vs. Wisconsin, Champs Sports (Dec. 27, 2008)
69-yard interception return	by Howard Ehler vs. Oklahoma, Gator (Jan. 2, 1965)
59-yard punt return	by Peter Warrick vs. Virginia Tech, Sugar (Jan. 4, 2000)
51-yard fumble recovery	by Dekoda Watson vs. Wisconsin, Champs Sports (Dec. 27, 2008)
25-yard blocked punt return	by Lawrence Timmons vs. UCLA, Emerald (Dec. 26, 2006)
24-yard interception return	by Tony Carter vs. Kentucky, Music City (Dec. 31, 2007)
14-yard blocked punt return	by Joe Wessel vs. Georgia, Citrus (Dec. 22, 1984)
6-yard blocked punt return	by Jeff Chaney vs. Virginia Tech, Sugar (Jan. 4, 2000)
0-yard fumble recovery in the endzone	by Bobby Butler vs. Oklahoma, Orange (Jan. 1, 1981)
Safety	by Reinard Wilson vs. Notre Dame, Orange (Jan. 1, 1996)
Safety	by Stanford Samuels vs. Oklahoma, Orange (Jan. 3, 2001)

PASSING

MOST PASSING YARDS

422	Peter Tom Willis vs. Nebraska, Fiesta (Jan. 1, 1990)
375	Danny McManus vs. Nebraska, Fiesta (Jan. 1, 1988)
362	Kim Hammond vs. Penn State, Gator (Dec. 30, 1967)

MOST PASSING ATTEMPTS

53	Kim Hammond vs. Penn State, Gator (Dec. 30, 1967)
51	Danny McManus vs. Nebraska, Fiesta (Jan. 1, 1988)
51	Chris Weinke vs. Oklahoma, Orange (Jan. 3, 2001)

MOST PASS COMPLETIONS

37	Kim Hammond vs. Penn State, Gator (Dec. 30, 1967)
29	Jameis Winston vs. Oregon, Rose (Jan. 1, 2015)
28	Danny McManus vs. Nebraska, Fiesta (Jan. 1, 1988)

MOST YARDS PER PASS COMPLETION

27.2	Chris Rix vs. Virginia Tech, Gator (Jan. 1, 2002)
23.9	Kim Hammond vs. Wyoming, Sun (Dec. 24, 1966)
20.6	Wally Woodham vs. Texas Tech, Tangerine (Dec. 23, 1977)

LONGEST TOUCHDOWN PASS

77	Chris Rix vs. Virginia Tech, Gator (Jan. 1, 2002)
73	Warrick Dunn vs. Florida, Sugar (Jan. 2, 1995)
64	Chris Weinke vs. Virginia Tech, Sugar (Jan. 4, 2000)

RUSHING

MOST NET RUSHING YARDS

205	Sammie Smith vs. Indiana, All American (Dec. 31, 1986)
201	Tony Smith vs. Oklahoma State, Gator (Dec. 30, 1985)
193	Leon Washington vs. West Virginia, Gator (Jan. 1, 2005)

MOST RUSHING ATTEMPTS

27	Phil Spooner vs. Oklahoma, Gator (Jan. 2, 1965)
27	Sean Jackson vs. Texas AGM, Cotton (Jan. 1, 1992)
25	Sammie Smith vs. Indiana, All American (Dec. 31, 1986)
25	Chris Thompson vs. S. Carolina, Chick-fil-A (Dec. 31, 2010)
25	Jermaine Thomas vs. West Virginia, Gator (Jan. 1, 2010)

MOST NET YARDS PER RUSHING ATTEMPT*

16.1	Leon Washington vs. West Virginia, Gator (Jan. 1, 2005)
9.2	Greg Allen vs. West Virginia, Gator (Dec. 30, 1982)
8.4	Tony Smith vs. Oklahoma State, Gator (Dec. 30, 1985)

* minimum 10 carries

RECEIVING

MOST RECEIVING YARDS

195	Javon Walker vs. Virginia Tech, Gator (Jan. 1, 2002)
192	Fred Biletnikoff vs. Oklahoma, Gator (Jan. 2, 1965)
176	E.G. Green vs. Ohio State, Sugar (Jan. 1, 1998)

MOST RECEPTIONS

14	Ron Sellers vs. Penn State, Gator (Dec. 30, 1967)
13	Fred Biletnikoff vs. Oklahoma, Gator (Jan. 2, 1965)
12	Bill Moremen vs. Penn State, Gator (Dec. 30, 1967)
9	Rashad Greene vs. Auburn, BCS NC (Jan. 6, 2014)

MOST YARDS PER RECEPTION*

48.8	Javon Walker vs. Virginia Tech, Gator (Jan. 1, 2002)
26.7	Ron Sellers vs. Wyoming, Sun (Dec. 24, 1966)
25.5	'O'Mar Ellison vs. Florida, Sugar (Jan. 2, 1995)

* minimum four receptions

LONGEST TOUCHDOWN RECEPTION

77	Javon Walker vs. Virginia Tech, Gator (Jan. 1, 2002)
73	'O'Mar Ellison vs. Florida, Sugar (Jan. 2, 1995)
64	Peter Warrick vs. Virginia Tech, Sugar (Jan. 4, 2000)

PUNTING

MOST PUNTING YARDS

447	Keith Cottrell vs. Oklahoma, Orange (Jan. 3, 2001)
380	Rohn Stark vs. Oklahoma, Orange (Jan. 1, 1980)
378	Shawn Powell vs. Notre Dame, Champs (Dec. 29, 2011)

MOST PUNT ATTEMPTS

10	Keith Cottrell vs. Oklahoma, Orange (Jan. 3, 2001)
9	Bill Cheshire vs. LSU, Peach (Dec. 30, 1968)
9	Rohn Stark vs. Oklahoma, Orange (Jan. 1, 1980)
9	Keith Cottrell vs. Tennessee, Fiesta (Jan. 4, 1999)
9	Chris Hall vs. Penn State, Orange (Jan. 3, 2006)

HIGHEST PUNTING AVERAGE*

48.2.....Graham Gano vs. Wisconsin, Champs (Dec. 27, 2008)
 47.5.....Louis Berry vs. Oklahoma State, Gator (Dec. 30, 1985)
 47.2.....Shawn Powell vs. Notre Dame, Champs (Dec. 29, 2011)
 * minimum four punts

LONGEST PUNT

70.....Rohn Stark vs. Oklahoma, Orange (Jan. 1, 1980)

PUNT RETURNS

MOST PUNT RETURN YARDS

180.....Willie Reid vs. Penn State, Orange (Jan. 3, 2006)
 68.....Leon Washington vs. Georgia, Sugar (Jan. 1, 2003)
 57.....Peter Warrick vs. Virginia Tech, Sugar (Jan. 4, 2000)

MOST PUNT RETURNS

7.....Willie Reid vs. Penn State, Orange (Jan. 3, 2006)
 4.....Terrell Buckley vs. Texas A&M, Cotton (Jan. 1, 1992)
 4.....Leon Washington vs. Georgia, Sugar (Jan. 1, 2003)

HIGHEST PUNT RETURN AVERAGE*

25.7.....Willie Reid vs. Penn State, Orange (Jan. 3, 2006)
 17.0.....Leon Washington vs. Georgia, Sugar (Jan. 1, 2003)
 10.7.....Peter Warrick vs. Florida, Sugar (Jan. 2, 1997)
 * minimum three attempts

LONGEST PUNT RETURN

87.....Willie Reid vs. Penn State, Orange (Jan. 3, 2006)
 59.....Peter Warrick vs. Virginia Tech, Sugar (Jan. 4, 2000)
 51.....Peter Warrick vs. Tennessee, Fiesta (Jan. 4, 1999)

KICKOFF RETURNS

MOST KICKOFF RETURN YARDS

172.....Kermit Whitfield vs. Auburn, BCS NC (Jan. 6, 2014)
 143.....Barry Smith vs. Arizona State, Fiesta (Dec. 27, 1971)
 131.....Kermit Whitfield vs. Oregon, Rose (Jan. 1, 2015)
 131.....Larry Key vs. Texas Tech, Tangerine (Dec. 23, 1977)

MOST KICKOFF RETURNS

6.....Kermit Whitfield vs. Oregon, Rose (Jan. 1, 2015)
 5.....Barry Smith vs. Arizona State, Fiesta (Dec. 27, 1971)
 5.....Michael Ray Garvin vs. UCLA, Emerald (Dec. 27, 2006)

HIGHEST KICKOFF RETURN AVERAGE*

43.7 (three returns).....Larry Key vs. Texas Tech, Tangerine (Dec. 23, 1973)
 43.0.....Kermit Whitfield vs. Auburn BCS NC (Jan. 6, 2014)
 28.6 (five times).....Barry Smith vs. Arizona State, Fiesta (Dec. 27, 1971)
 * minimum three returns

LONGEST KICKOFF RETURN

100.....Kermit Whitfield vs. Auburn, BCS NC (Jan. 6, 2014)
 95.....Billy Allen vs. West Virginia, Gator (Dec. 30, 1982)
 93.....Larry Key vs. Texas Tech, Tangerine (Dec. 23, 1973)

INTERCEPTIONS

MOST INTERCEPTIONS

2.....Brian McCrary vs. West Virginia, Gator (Dec. 30, 1982)

MOST INTERCEPTION RETURN YARDS

86.....Tony Carter vs. UCLA, Emerald (Dec. 27, 2006)
 69.....Howard Ehler vs. Oklahoma, Gator (Jan. 2, 1965)
 66.....Billy Dawkins vs. Wofford, Cigar (Jan. 2, 1950)

LONGEST INTERCEPTION RETURN

86.....Tony Carter vs. UCLA, Emerald (Dec. 27, 2006)
 69.....Howard Ehler vs. Oklahoma, Gator (Jan. 2, 1965)
 66.....Billy Dawkins vs. Wofford, Cigar (Jan. 2, 1950)

FIELD GOALS

MOST FIELD GOALS

4.....Dustin Hopkins vs. S. Carolina, Chick-fil-A (Dec. 31, 2010)
 4.....Dustin Hopkins vs. West Virginia, Gator (Jan. 1, 2010)
 4.....Scott Bentley vs. Nebraska, Orange (Jan. 1, 1994)
 3.....Frank Fontes vs. Arizona State, Fiesta (Dec. 27, 1971)
 3.....Dan Mowrey vs. Florida, Sugar (Jan. 2, 1995)

3.....Xavier Beitia vs. Virginia Tech, Gator (Jan. 1, 2002)
 3.....Xavier Beitia vs. West Virginia, Gator (Jan. 1, 2005)
 3.....Gary Cismesia vs. UCLA, Emerald (Dec. 27, 2006)

MOST FIELD GOAL ATTEMPTS

5.....Dustin Hopkins vs. West Virginia, Gator (Jan. 1, 2010)
 5.....Dan Mowrey vs. Florida, Sugar (Jan. 2, 1995)
 4.....Dustin Hopkins vs. S.Carolina, Chick-fil-A (Dec. 31, 2010)
 4.....Bill Capece vs. Oklahoma, Orange (Jan. 1, 1981)
 4.....Scott Bentley vs. Nebraska, Orange (Jan. 1, 1994)

LONGEST FIELD GOAL MADE

56.....Sebastian Janikowski vs. Ohio State, Sugar (Jan. 1, 1998)
 50.....Xavier Beitia vs. Virginia Tech, Gator (Jan. 1, 1992)
 48.....Dustin Hopkins vs. S.Carolina, Chick-fil-A (Dec. 31, 2010)

LONGEST FIELD GOAL ATTEMPTED

62.....Bill Capece vs. Oklahoma, Orange (Jan. 1, 1981)
 56.....Sebastian Janikowski vs. Ohio State, Sugar (Jan. 1, 1998)
 54.....Roberto Aguayo vs. Oregon, Rose (Jan. 1, 2015)

GAME-WINNING FIELD GOALS

22 yd.....Scott Bentley with 0:21 left vs. Nebraska, Orange (Jan. 1, 1994)

TACKLES

MOST TACKLES

16.....Reggie Herring vs. Oklahoma, Orange (Jan. 1, 1980)
 16.....Paul McGowan vs. Oklahoma St., Gator (Dec. 30, 1985)
 15.....Telvin Smith vs. Auburn, BCS NC (Jan. 6, 2014)

MOST TACKLES FOR LOSS

4.0.....Howard Dinkins vs. Penn St., Blockbuster (Dec. 28, 1990)
 4.0.....Bill Ragans vs. Penn State, Blockbuster (Dec. 28, 1990)
 3.0.....Mario Edwards Jr. vs. Auburn, BCS NC (Jan. 6, 2014)
 3.0.....Dekoda Watson vs. West Virginia, Gator (Jan. 1, 2010)
 3.0.....Fred Jones vs. Georgia, Citrus (Dec. 22, 1984)
 3.0.....Henry Ostaszewski vs. Penn St., Blockbuster (Dec. 28, 1990)
 3.0.....Andre Wadsworth vs. Ohio State, Sugar (Jan. 1, 1998)
 3.0.....Jamal Reynolds vs. Virginia Tech, Sugar (Jan. 4, 2000)
 3.0.....Neefy Moffett vs. Wisconsin, Champs (Dec. 27, 2008)

MOST TACKLE FOR LOSS YARDAGE

35.....Stanford Samuels vs. Oklahoma, Orange (Jan. 3, 2001)
 23.....Dekoda Watson vs. West Virginia, Gator (Jan. 1, 2010)
 19.....Jamal Reynolds vs. Virginia Tech, Sugar (Jan. 4, 2000)

MOST QUARTERBACK SACKS

3.0.....Dekoda Watson vs. West Virginia, Gator (Jan. 1, 2010)
 3.0.....Jamal Reynolds vs. Virginia Tech, Sugar (Jan. 4, 2000)
 2.0.....Todd Rebol vs. Florida, Sugar (Jan. 2, 1995)
 2.0.....Peter Boulware vs. Florida, Sugar (Jan. 2, 1997)
 2.0.....Andre Wadsworth vs. Ohio State, Sugar (Jan. 1, 1998)
 2.0.....Bradley Jennings vs. Virginia Tech, Sugar (Jan. 4, 2000)
 2.0.....Darnell Dockett vs. Virginia Tech, Gator (Jan. 1, 2002)

MOST QUARTERBACK SACK YARDAGE

20.....Dekoda Watson vs. West Virginia, Gator (Jan. 1, 2010)
 19.....Jamal Reynolds vs. Virginia Tech, Sugar (Jan. 4, 2000)
 17.....Todd Rebol vs. Florida, Sugar (Jan. 2, 1995)

PASS BREAKUPS

MOST PASS BREAKUPS

5.....Deion Sanders vs. Oklahoma State, Gator (Dec. 30, 1985)
 4.....Greg Reid vs. S.Carolina, Chick-fil-A (Dec. 31, 2010)
 3.....Clifton Abraham vs. Florida, Sugar (Jan. 2, 1995)
 3.....Malcolm Tatum vs. Virginia Tech, Gator (Jan. 1, 2002)

BLOCKED KICKS/PUNTS

Ron Simmons blocked kick.....vs. Texas Tech, Tangerine (Dec. 23, 1977)
 Bobby Butler blocked punt.....vs. Oklahoma, Orange (Jan. 1, 1980)
 Garth Jax blocked kick.....vs. West Virginia, Gator (Dec. 30, 1982)
 John McLean blocked kick.....vs. West Virginia, Gator (Dec. 30, 1982)
 Jon Wessel blocked punt.....vs. Georgia, Citrus (Dec. 22, 1984)
 John Davis blocked kick.....vs. Nebraska, Fiesta (Jan. 1, 1990)
 Tony Moss blocked field goal.....vs. Penn State, Blockbuster (Dec. 28, 1990)

Tommy Polley blocked punt.....vs. Virginia Tech, Sugar (Jan. 4, 2000)
 Marcello Church blocked punt.....vs. Virginia Tech, Gator (Jan. 1, 2001)
 B.J. Ward blocked field goal.....vs. Miami, Orange (Jan. 1, 2004)
 Dekoda Watson blocked punt.....vs. UCLA, Emerald (Dec. 27, 2006)
 Nile Lawrence-Stample blocked PAT.....vs. Oregon, Rose (Jan. 1, 2015)

TEAM SCORING

MOST POINTS SCORED

46.....vs. Virginia Tech, Sugar (Jan. 4, 2000)
 44.....vs. UCLA, Emerald (Dec. 27, 2006)
 42.....vs. Wisconsin, Champs Sports (Dec. 27, 2008)
 41.....vs. Nebraska, Fiesta (Jan. 1, 1990)
 40.....vs. Texas Tech, Tangerine (Dec. 23, 1977)

FEWEST POINTS ALLOWED

2.....by Texas A&M, Cotton (Jan. 1, 1992)
 3.....by North Carolina, Peach (Dec. 30, 1983)
 6.....by Wofford, Cigar (Jan. 2, 1950)
 7.....by Auburn, Sugar (Jan. 2, 1989)
 10.....by Northern Illinois, Orange (Jan. 1, 2013)

MOST POINTS, BOTH TEAMS

83.....(FSU 38, Arizona State 45), Fiesta (Dec. 27, 1971)
 79.....(FSU 20, Oregon 59), Rose (Jan. 1, 2015)
 75.....(FSU 46, Virginia Tech 29), Sugar (Jan. 4, 2000)
 71.....(FSU 44, UCLA 27), Emerald (Dec. 27, 2006)
 72.....(FSU 20, Florida 52), Orange (Jan. 2, 1997)

FEWEST POINTS, BOTH TEAMS

12.....(FSU 10, Texas A&M 2), Cotton (Jan. 1, 1992)
 15.....(FSU 2, Oklahoma 13), Orange (Jan. 3, 2001)
 20.....(FSU 13, Auburn 7), Sugar (Jan. 2, 1989)
 21.....(FSU 6, Oklahoma State 15), Bluegrass (Dec. 13, 1958)
 25.....(FSU 19, Wofford 6), Cigar (Jan. 2, 1950)

WIDEST MARGIN OF VICTORY

29.....(FSU 42, Wisconsin 13), Champs Sports (Dec. 27, 2008)
 25.....(FSU 28, North Carolina 3), Peach (Dec. 30, 1983)
 24.....(FSU 41, Nebraska 17), Fiesta (Jan. 1, 1990)
 23.....(FSU 40, Texas Tech 17), Tangerine (Dec. 23, 1977)

MOST TOUCHDOWNS SCORED

6.....vs. Oklahoma, Gator (Jan. 2, 1965)
 6.....vs. Nebraska, Fiesta (Jan. 1, 1990)
 6.....vs. Virginia Tech, Sugar (Jan. 4, 2000)
 6.....vs. Wisconsin, Champs Sports (Dec. 27, 2008)

FEWEST TOUCHDOWNS ALLOWED

0.....by North Carolina, Peach (Dec. 30, 1983)
 0.....by Texas A&M, Cotton (Jan. 1, 1992)
 1.....by Wofford, Cigar (Jan. 2, 1950)
 1.....by West Virginia, Gator (Dec. 30, 1982)
 1.....by Indiana, All America (Dec. 31, 1986)
 1.....by Auburn, Sugar (Jan. 2, 1989)
 1.....by Ohio State, Sugar (Jan. 1, 1998)
 1.....by Oklahoma, Orange (Jan. 3, 2001)
 1.....by Miami, Orange (Jan. 1, 2004)
 1.....by Wisconsin, Champs Sports (Dec. 27, 2008)
 1.....by Northern Illinois, Orange (Jan. 1, 2013)

MOST TOUCHDOWNS SCORED BY:

Rushing
 4.....vs. Indiana, All America (Dec. 31, 1986)
 3.....vs. West Virginia, Gator (Jan. 1, 2010)
 3.....vs. Wofford, Cigar (Jan. 2, 1950)
 3.....vs. Penn State, Blockbuster (Dec. 28, 1990)
 3.....vs. Ohio State, Sugar (Jan. 1, 1998)
 3.....vs. Northern Illinois, Orange (Jan. 1, 2013)

ALL-TIME BOWL RECORDS

Passing

5 vs. Oklahoma, Gator (Jan. 2, 1965)
5 vs. Nebraska, Fiesta (Jan. 1, 1990)
4 vs. Texas Tech, Tangerine (Dec. 23, 1977)
4 vs. Notre Dame, Orange (Jan. 1, 1996)
4 vs. Virginia Tech, Sugar (Jan. 4, 2000)

Interceptions

1 vs. Oklahoma, Gator (Jan. 2, 1965)
1 vs. UCLA, Emerald (Dec. 27, 2006)
1 vs. Kentucky, Music City (Dec. 31, 2007)

Kickoff Returns

1 vs. Auburn, BCS NC (Jan. 6, 2014)
1 vs. Texas Tech, Tangerine (Dec. 23, 1977)
1 vs. West Virginia, Gator (Dec. 30, 1982)

Punt Returns

1 vs. Virginia Tech, Sugar (Jan. 4, 2000)
1 vs. Penn State, Orange (Jan. 3, 2006)

Fumble Returns

2 vs. Wisconsin, Champs Sports (Dec. 27, 2008)
1 vs. Oklahoma, Orange (Jan. 1, 1980)

Blocked Punt Returns

1 vs. Georgia, Citrus (Dec. 22, 1984)
1 vs. Virginia Tech, Sugar (Jan. 4, 2000)
1 vs. UCLA, Emerald (Dec. 27, 2006)

FEWEST TOUCHDOWNS ALLOWED BY:

Rushing

0 by Wofford, Cigar (Jan. 2, 1950)
0 by Penn State, Gator (Dec. 30, 1967)
0 by West Virginia, Gator (Dec. 30, 1982)
0 by North Carolina, Peach (Dec. 30, 1983)
0 by Oklahoma State, Gator (Dec. 30, 1985)
0 by Auburn, Sugar (Jan. 2, 1989)
0 by Penn State, Blockbuster (Dec. 28, 1990)
0 by Texas A&M, Cotton (Jan. 1, 1992)
0 by Nebraska, Orange (Jan. 1, 1993)
0 by Notre Dame, Orange (Jan. 1, 1996)
0 by Ohio State, Sugar (Jan. 1, 1998)
0 by Tennessee, Fiesta (Jan. 4, 1999)
0 by Wisconsin, Champs (Dec. 27, 2008)
0 by Notre Dame, Champs (Dec. 29, 2011)
0 by Northern Illinois, Orange (Jan. 1, 2013)

Passing

0 by West Virginia, Gator (Jan. 1, 2010)
0 by Wofford, Cigar (Jan. 2, 1950)
0 by Oklahoma State, Bluegrass (Dec. 13, 1958)
0 by Oklahoma, Orange (Jan. 1, 1980)
0 by North Carolina, Peach (Dec. 30, 1983)
0 by Georgia, Citrus (Dec. 22, 1984)
0 by Indiana, All America (Dec. 31, 1986)
0 by Nebraska, Fiesta (Jan. 1, 1988)
0 by Texas A&M, Cotton (Jan. 1, 1992)
0 by Oklahoma, Orange (Jan. 3, 2001)
0 by Miami, Orange (Jan. 1, 2004)

MOST POINTS AFTER TOUCHDOWN

6 vs. Wisconsin, Champs Sports (Dec. 27, 2008)
5 vs. Virginia Tech, Sugar (Jan. 4, 2000)
5 vs. UCLA, Emerald (Dec. 27, 2006)

MOST FIELD GOALS MADE

4 vs. South Carolina, Chick-fil-A (Dec. 31, 2010)
4 vs. West Virginia, Gator (Jan. 1, 2010)
4 vs. Nebraska, Orange (Jan. 1, 1994)
3 vs. Arizona State, Fiesta (Dec. 27, 1971)
3 vs. Florida, Sugar (Jan. 2, 1995)
3 vs. Virginia Tech, Gator (Jan. 1, 2002)
3 vs. West Virginia, Gator (Jan. 1, 2005)
3 vs. UCLA, Emerald (Dec. 27, 2006)

MOST SAFETIES RECORDED

1 vs. Notre Dame, Orange (Jan. 1, 1996)
1 vs. Oklahoma, Orange (Jan. 3, 2001)

MOST TWO-POINT CONVERSION ATTEMPTS

4 vs. Oklahoma, Gator (Jan. 2, 1965)
2 vs. LSU, Peach (Dec. 30, 1968)
2 vs. Notre Dame, Champs (Dec. 29, 2011)

MOST POINTS BY QUARTERS:

First

14 vs. North Carolina, Peach (Dec. 30, 1983)
14 vs. Virginia Tech, Sugar (Jan. 4, 2000)
10 vs. Arizona State, Fiesta (Dec. 27, 1971)
10 vs. Penn State Blockbuster (Dec. 28, 1990)

Second

21 vs. Nebraska, Fiesta (Jan. 1, 1988)
21 vs. Nebraska, Fiesta (Jan. 1, 1990)
18 vs. Oklahoma, Gator (Jan. 2, 1965)
18 vs. Arizona State, Fiesta (Dec. 27, 1971)

Third

20 vs. Nebraska, Fiesta (Jan. 1, 1990)
14 vs. Penn State, Gator (Dec. 30, 1967)
14 vs. Oklahoma State, Gator (Dec. 30, 1985)
14 vs. Wisconsin, Champs Sports (Dec. 27, 2008)

Fourth

21 vs. Auburn, BCS NC (Jan. 6, 2014)
21 vs. UCLA, Emerald (Dec. 27, 2006)
18 vs. Virginia Tech, Sugar (Jan. 4, 2000)

Overtime

7 vs. Penn State, Orange (Jan. 3, 2006)
---	---

MOST POINTS BY QUARTERS, BOTH TEAMS:

First

22 (FSU 10, West Virginia 12), Gator (Jan. 1, 2005)
21 (FSU 14, Virginia Tech 7), Sugar (Jan. 4, 2000)
17 (West Virginia 14, FSU 3), Gator (Jan. 1, 2010)
17 (FSU 10, Arizona State 7), Fiesta (Dec. 27, 1971)
17 (FSU 10, Penn State 7), Blockbuster (Dec. 28, 1990)
17 (FSU 7, Notre Dame 10), Orange (Jan. 1, 1996)
17 (FSU 7, UCLA 10), Emerald (Dec. 27, 2006)

Second

32 (FSU 18, Arizona State 14), Fiesta (Dec. 27, 1971)
28 (FSU 14, Florida 14), Sugar (Jan. 2, 1997)
27 (FSU 0, Texas Western 27), Sun (Jan. 1, 1955)

Third

34 (FSU 7, Oregon 27), Rose (Jan. 1, 2015)
31 (FSU 14, Oklahoma State 17), Gator (Dec. 30, 1985)
20 (FSU 20, Nebraska 0), Fiesta (Jan. 1, 1990)
19 (FSU 6, Texas Western 13), Sun (Jan. 1, 1955)

Fourth

31 (FSU 21, Auburn 10), BCS NC (Jan. 6, 2014)
26 (FSU 17, Notre Dame 9), Orange (Jan. 1, 1996)
24 (FSU 10, Arizona State 14), Fiesta (Dec. 27, 1971)

Overtime

17 (FSU 7, Penn State 10), Orange (Jan. 3, 2006)
----	---

MOST POINTS IN A HALF:

First

28 vs. Arizona State, Fiesta (Dec. 27, 1971)
28 vs. Virginia Tech, Sugar (Jan. 4, 2000)
24 vs. Oklahoma, Gator (Jan. 2, 1965)
21 vs. North Carolina, Peach (Dec. 30, 1983)
21 vs. Nebraska, Fiesta (Jan. 1, 1988)
21 vs. Nebraska, Fiesta (Jan. 1, 1990)
21 vs. Ohio State, Sugar (Jan. 1, 1998)

Second

31 vs. UCLA, Emerald (Dec. 27, 2006)
28 vs. Wisconsin, Champs Sports (Dec. 27, 2008)
24 vs. Auburn, BCS NC (Jan. 6, 2014)
24 vs. Texas Tech, Tangerine (Dec. 23, 1977)
21 vs. Oklahoma State, Gator (Dec. 30, 1985)
20 vs. West Virginia, Gator (Jan. 1, 2010)
20 vs. Nebraska, Fiesta (Jan. 1, 1990)
20 vs. Virginia Tech, Gator (Jan. 1, 2002)

MOST POINTS IN A HALF, BOTH TEAMS:

First

49 (FSU 28, Arizona State 21), Fiesta (Dec. 27, 1971)
42 (FSU 28, Virginia Tech 14), Sugar (Jan. 4, 2000)
41 (FSU 7, Texas Western 34), Sun (Jan. 1, 1955)
41 (FSU 17, Florida 24), Gator (Jan. 2, 1997)

Second

48 (FSU 7, Oregon 34), Rose (Jan. 1, 2015)
44 (FSU 21, Oklahoma State 23), Gator (Dec. 30, 1985)
38 (FSU 24, Texas Tech 14), Tangerine (Dec. 23, 1977)
38 (FSU 31, UCLA 7), Emerald (Dec. 27, 2006)
38 (FSU 28, Wisconsin 10), Champs Sports (Dec. 27, 2008)
35 (FSU 14, LSU 21), Peach (Dec. 30, 1968)
35 (FSU 14, Kentucky 21), Music City (Dec. 31, 2007)

FIRST DOWNS

MOST FIRST DOWNS

31 vs. Oklahoma State, Gator (Dec. 30, 1985)
29 vs. Oklahoma, Gator (Jan. 2, 1965)
28 vs. Oregon, Rose (Jan. 1, 2015)
26 vs. Nebraska, Fiesta (Jan. 1, 1988)
26 vs. Notre Dame, Orange (Jan. 1, 1996)

FEWEST FIRST DOWNS ALLOWED

6 by Wofford, Cigar (Jan. 2, 1950)
11 by Georgia, Sugar (Jan. 1, 2003)
12 by Penn State, Gator (Dec. 30, 1967)
12 by Texas A&M, Cotton (Jan. 1, 1992)
12 vs. Oklahoma, Orange (Jan. 3, 2001)

MOST FIRST DOWNS, BOTH TEAMS

58 (FSU 28, Oregon 30), Rose (Jan. 1, 2015)
54 (FSU 31, Oklahoma State 23), Gator (Dec. 30, 1985)
51 (FSU 22, Kentucky 29), Music City (Dec. 31, 2007)
48 (FSU 22, West Virginia 26), Gator (Jan. 1, 2005)

FEWEST FIRST DOWNS, BOTH TEAMS

26 (FSU 14, Oklahoma 12), Orange (Jan. 3, 2001)
26 (FSU 10, Miami 16), Orange (Jan. 1, 2004)
27 (FSU 13, Wyoming 14), Sun (Dec. 24, 1966)

TOTAL NET YARDS

MOST NET YARDS GAINED

569 vs. Oklahoma State, Gator (Dec. 30, 1985)
540 vs. Texas Tech, Tangerine (Dec. 23, 1977)
534 vs. Northern Illinois, Orange (Jan. 1, 2013)

FEWEST NET YARDS ALLOWED

139 by Wofford, Cigar (Jan. 2, 1950)
180 by Texas A&M, Cotton (Jan. 1, 1992)
198 by North Carolina, Peach (Dec. 30, 1983)

MOST NET YARDS GAINED, BOTH TEAMS

1167 (FSU 528, Oregon 639), Rose (Jan. 1, 2015)
981 (FSU 480, Kentucky 501), Music City (Dec. 31, 2007)
938 (FSU 569, Oklahoma State 369), Gator (Dec. 30, 1985)
918 (FSU 540, Texas Tech 378), Tangerine (Dec. 23, 1977)

FEWEST NET YARDS GAINED, BOTH TEAMS

460 (FSU 280, Texas A&M 180), Cotton (Jan. 1, 1992)
488 (FSU 274, Oklahoma 214), Orange (Jan. 3, 2001)
518 (FSU 379, Wofford 139), Cigar (Jan. 2, 1950)

ALL-TIME BOWL RECORDS

MOST YARDS PER PLAY

7.6..... vs. Nebraska, Fiesta (Jan. 1, 1990)
 7.5..... vs. Texas Tech, Tangerine (Dec. 23, 1977)
 7.2..... vs. Oklahoma, Gator (Jan. 2, 1965)

FEWEST YARDS PER PLAY BY OPPONENT

2.7..... by Texas A&M, Cotton (Jan. 1, 1992)
 3.0..... by North Carolina, Peach (Dec. 30, 1983)
 3.5..... by Northern Illinois, Orange (Jan. 1, 2013)

RUSHING

MOST RUSHING YARDS GAINED

301..... vs. West Virginia, Gator (Jan. 1, 2005)
 288..... vs. Indiana, All America (Dec. 31, 1986)
 287..... vs. Wofford, Cigar (Jan. 2, 1950)

FEWEST RUSHING YARDS ALLOWED

5..... by Florida, Sugar (Jan. 2, 1995)
 32..... by North Carolina, Peach (Dec. 30, 1983)
 43..... by Virginia Tech, Gator (Jan. 1, 2002)

MOST RUSHING YARDS GAINED, BOTH TEAMS

539..... (FSU 301, West Virginia 238), Gator (Jan. 1, 2005)
 503..... (FSU 288, Indiana 215), All America (Dec. 31, 1986)
 481..... (FSU 180, Oregon 301), Rose (Jan. 1, 2015)
 447..... (FSU 226, West Virginia 221), Gator (Jan. 1, 2010)
 444..... (FSU 188, Notre Dame 256), Orange (Jan. 1, 1996)

FEWEST RUSHING YARDS GAINED, BOTH TEAMS

81..... (FSU 76, Florida 5), Sugar (Jan. 2, 1995)
 83..... (FSU 27, Oklahoma 56), Orange (Jan. 3, 2001)
 134..... (FSU 41, Notre Dame 93), Champs (Dec. 29, 2011)

MOST RUSHING ATTEMPTS

60..... vs. Oklahoma, Orange (Jan. 1, 1981)
 59..... vs. North Carolina, Peach (Dec. 30, 1983)
 48..... vs. Texas A&M, Cotton (Jan. 1, 1992)
 48..... vs. Nebraska, Orange (Jan. 1, 1993)

FEWEST RUSHING ATTEMPTS

17..... vs. Oklahoma, Orange (Jan. 3, 2001)
 21..... vs. Florida, Sugar (Jan. 2, 1997)
 23..... vs. Virginia Tech, Sugar (Jan. 4, 2000)

MOST RUSHING ATTEMPTS BY OPPONENT

76..... by Oklahoma State, Bluegrass (Dec. 13, 1958)
 59..... by Oklahoma, Orange (Jan. 1, 1980)
 56..... by Arizona State, Fiesta (Dec. 27, 1971)

FEWEST RUSHING ATTEMPTS BY OPPONENT

26..... by North Carolina, Peach (Dec. 30, 1983)
 27..... by Oklahoma, Gator (Jan. 2, 1965)
 29..... by Florida, Sugar (Jan. 2, 1995)

HIGHEST AVERAGE PER RUSH

7.6..... vs. West Virginia, Gator (Dec. 30, 1982)
 7.4..... vs. Indiana, All America (Dec. 31, 1986)
 7.2..... vs. West Virginia, Gator (Jan. 1, 2005)

LOWEST AVERAGE PER RUSH ALLOWED

0.2..... by Florida, Sugar (Jan. 2, 1995)
 1.1..... by Virginia Tech, Gator (Jan. 1, 2002)
 1.2..... by North Carolina, Peach (Dec. 30, 1983)

PASSING

MOST NET YARDS PASSING

455..... vs. Texas Tech, Tangerine (Dec. 23, 1977)
 422..... vs. Nebraska, Fiesta (Jan. 1, 1990)
 375..... vs. Nebraska, Fiesta (Jan. 1, 1988)

FEWEST NET YARDS PASSING ALLOWED

33..... by Wofford, Cigar (Jan. 2, 1950)
 36..... by Oklahoma, Orange (Jan. 1, 1980)
 57..... by Texas A&M, Cotton (Jan. 1, 1992)

MOST NET YARDS PASSING, BOTH TEAMS

774..... (FSU 325, Florida 449), Sugar (Jan. 2, 1995)
 734..... (FSU 455, Texas Tech 279), Tangerine (Dec. 23, 1977)
 686..... (FSU 348, Oregon 338), Rose (Jan. 1, 2015)
 634..... (FSU 276, Kentucky 358), Music City (Dec. 31, 2007)

FEWEST NET YARDS PASSING, BOTH TEAMS

125..... (FSU 92, Wofford 33), Cigar (Jan. 2, 1950)
 136..... (FSU 100, Oklahoma 36), Orange (Jan. 1, 1980)
 149..... (FSU 92, Texas A&M 57), Cotton (Jan. 1, 1992)

MOST PASS ATTEMPTS

55..... vs. Penn State, Gator (Dec. 30, 1967)
 52..... vs. Oklahoma, Orange (Jan. 3, 2001)
 50..... vs. Kentucky, Music City (Dec. 31, 2007)

FEWEST PASS ATTEMPTS

11..... vs. Wofford, Cigar (Jan. 2, 1950)
 13..... vs. North Carolina, Peach (Dec. 30, 1983)
 14..... vs. Indiana, All America (Dec. 31, 1986)

MOST PASS ATTEMPTS BY OPPONENT

50..... by Kentucky, Music City (Dec. 31, 2007)
 44..... by Oklahoma State, Gator (Dec. 30, 1985)
 43..... by Florida, Sugar (Jan. 2, 1995)

FEWEST PASS ATTEMPTS BY OPPONENT

4..... by Oklahoma, Orange (Jan. 1, 1980)
 7..... by Wofford, Cigar (Jan. 2, 1950)
 12..... by Oklahoma State, Bluegrass (Dec. 13, 1958)
 12..... by Oklahoma, Orange (Jan. 1, 1981)

MOST PASS ATTEMPTS, BOTH TEAMS

100..... (FSU 50, Kentucky 50), Music City (Dec. 31, 2007)
 91..... (FSU 52, Oklahoma 39), Orange (Jan. 3, 2001)
 87..... (FSU 43, Oklahoma State 44), Gator (Dec. 30, 1985)

FEWEST PASS ATTEMPTS, BOTH TEAMS

18..... (FSU 11, Wofford 7), Cigar (Jan. 2, 1950)
 27..... (FSU 15, Oklahoma 12), Orange (Jan. 1, 1981)
 31..... (FSU 27, Oklahoma 4), Orange (Jan. 1, 1980)
 34..... (FSU 22, Oklahoma State 12), Bluegrass (Dec. 13, 1958)

MOST PASS COMPLETIONS

38..... vs. Penn State, Gator (Dec. 30, 1967)
 29..... vs. Oregon, Rose (Jan. 1, 2015)
 28..... vs. Nebraska, Fiesta (Jan. 1, 1988)
 26..... vs. Arizona State, Fiesta (Dec. 27, 1971)
 26..... vs. Northern Illinois, Orange (Jan. 1, 2013)

FEWEST PASS COMPLETIONS BY OPPONENT

2..... by Wofford, Cigar (Jan. 2, 1950)
 2..... by Oklahoma, Orange (Jan. 1, 1980)
 4..... by Oklahoma State, Bluegrass (Dec. 13, 1958)

HIGHEST PASS COMPLETION PERCENTAGE

.733..... vs. Oklahoma, Orange (Jan. 1, 1981)
 .714..... vs. Texas Tech, Tangerine (Dec. 23, 1977)
 .708..... vs. West Virginia, Gator (Jan. 1, 2010)
 .691..... vs. Penn State, Gator (Dec. 30, 1967)

LOWEST PASS COMPLETION PERCENTAGE BY OPPONENT

.250 (6-24)..... by Texas A&M, Cotton (Jan. 1, 1992)
 .286 (2-7)..... by Wofford, Cigar (Jan. 2, 1950)
 .333 (4-12)..... by Oklahoma State, Bluegrass (Dec. 13, 1958)
 .333 (9-27)..... by Wyoming, Sun (Dec. 24, 1966)

HIGHEST PASS COMPLETION PERCENTAGE, BOTH TEAMS

.683..... (FSU 25-35, Texas Tech 18-28), Tangerine (Dec. 23, 1977)
 .667..... (FSU 11-15, Oklahoma 7-12), Orange (Jan. 1, 1981)
 .655..... (FSU 29-48, Oregon 26-36), Rose (Jan. 1, 2015)
 .643..... (FSU 24-41, Florida 30-43), Gator (Jan. 2, 1995)

LOWEST PASS COMPLETION PERCENTAGE, BOTH TEAMS

.323..... (FSU 8-27, Oklahoma 2-4), Orange (Jan. 1, 1980)
 .357..... (FSU 14-32, Texas A&M 6-24), Cotton (Jan. 1, 1992)
 .382..... (FSU 9-22, Oklahoma State 4-12), Bluegrass (Dec. 13, 1958)

MOST YARDS PER PASS COMPLETION

27.2..... vs. Virginia Tech, Gator (Jan. 1, 2002)
 20.6..... vs. Oklahoma State, Bluegrass (Dec. 13, 1958)
 18.4..... vs. Wofford, Cigar (Jan. 2, 1950)

FEWEST YARDS PER PASS COMPLETION BY OPPONENT

8.5..... by Auburn, Sugar (Jan. 2, 1989)
 8.6..... by Oklahoma, Orange (Jan. 3, 2001)
 9.2..... by North Carolina, Peach (Dec. 30, 1983)

THIRD-DOWN CONVERSIONS

MOST THIRD DOWNS CONVERTED

10..... vs. Oklahoma State, Bluegrass (Dec. 13, 1958)
 10..... vs. Wisconsin, Champs Sports (Dec. 27, 2008)
 9..... vs. Oklahoma, Gator (Jan. 2, 1965)

FEWEST THIRD DOWNS CONVERTED BY OPPONENT

0..... by Texas A&M, Cotton (Jan. 1, 1992)
 1..... by Auburn, Sugar (Jan. 2, 1989)
 1..... by Tennessee, Fiesta (Jan. 4, 1999)

MOST THIRD DOWNS CONVERTED, BOTH TEAMS

21..... (FSU 10, Oklahoma State 11), Bluegrass (Dec. 13, 1958)
 16..... (FSU 8, Oklahoma 8), Orange (Jan. 1, 1981)
 15..... (FSU 4, Florida 11), Sugar (Jan. 2, 1995)

FEWEST THIRD DOWNS CONVERTED, BOTH TEAMS

3..... (FSU 3, Texas A&M 0), Cotton (Jan. 1, 1992)
 4..... (FSU 2, Georgia 2), Citrus (Dec. 22, 1984)
 5..... (FSU 4, Tennessee 1), Fiesta (Jan. 4, 1999)

HIGHEST THIRD-DOWN CONVERSION PCT.

.692 (9-of-13)..... vs. Oklahoma, Gator (Jan. 2, 1965)
 .667 (10-of-15)..... vs. Oklahoma St., Bluegrass (Dec. 13, 1958)
 .588 (10-of-17)..... vs. Wisconsin, Champs (Dec. 27, 2008)

LOWEST THIRD-DOWN CONVERSION PCT. BY OPPONENT

.000 (0-of-12)..... by Texas A&M, Cotton (Jan. 1, 1992)
 .083 (1-of-12)..... by Auburn, Sugar (Jan. 2, 1989)
 .083 (1-of-12)..... by Tennessee, Fiesta (Jan. 4, 1999)

INTERCEPTIONS

MOST INTERCEPTIONS

3..... vs. South Carolina, Chick-fil-A (Dec. 31, 2010)
 3..... vs. Penn State, Gator (Dec. 30, 1967)
 3..... vs. Auburn, Sugar (Jan. 2, 1989)
 3..... vs. Penn State, Blockbuster (Dec. 28, 1990)
 3..... vs. Ohio State, Sugar (Jan. 1, 1998)

MOST INTERCEPTION RETURN YARDS

107..... vs. UCLA, Emerald (Dec. 27, 2006)
 69..... vs. Oklahoma, Gator (Jan. 2, 1965)
 69..... vs. Tennessee, Fiesta (Jan. 4, 1999)

PENALTIES

MOST PENALTIES

17..... vs. West Virginia, Gator (Jan. 1, 2005)
 14..... vs. Florida, Sugar (Jan. 2, 1997)
 13..... vs. Nebraska, Fiesta (Jan. 1, 1990)
 13..... vs. Penn State, Orange (Jan. 3, 2006)

FEWEST PENALTIES

2..... vs. Nebraska, Fiesta (Jan. 1, 1988)
 3..... vs. Texas Western, Sun (Jan. 1, 1955)
 3..... vs. Oklahoma State, Bluegrass (Dec. 13, 1958)

MOST PENALTIES BY OPPONENT

15..... by Florida, Sugar (Jan. 2, 1997)
 11..... by Nebraska, Orange (Jan. 1, 1994)
 11..... by West Virginia, Gator (Jan. 1, 2005)

FEWEST PENALTIES BY OPPONENT

1	by Penn State, Gator (Dec. 30, 1967)
2	by Wisconsin, Champs Sports (Dec. 27, 2008)
3	by West Virginia, Gator (Jan. 1, 2010)
3	by Oklahoma, Gator (Jan. 2, 1965)
3	by Texas Tech, Tangerine (Dec. 23, 1977)
3	by Oklahoma, Orange (Jan. 1, 1980)
3	by Oklahoma State, Gator (Dec. 30, 1985)

MOST PENALTIES, BOTH TEAMS

29	(FSU 14, Florida 15), Sugar (Jan. 2, 1997)
28	(FSU 17, West Virginia 11), Gator (Jan. 1, 2005)
21	(FSU 10, Nebraska 11), Orange (Jan. 1, 1994)
21	(FSU 12, Tennessee 9), Fiesta (Jan. 4, 1999)
21	(FSU 13, Penn State 8), Orange (Jan. 3, 2006)

FEWEST PENALTIES, BOTH TEAMS

5	(FSU 4, Penn State 1), Gator (Dec. 30, 1967)
7	(FSU 4, Oklahoma 3), Orange (Jan. 1, 1980)
8	(FSU 4, Virginia Tech 4), Gator (Jan. 1, 2002)

MOST YARDS PENALIZED

174	vs. West Virginia, Gator (Jan. 1, 2005)
135	vs. Nebraska, Fiesta (Jan. 1, 1990)
130	vs. Texas Tech, Tangerine (Dec. 23, 1977)

FEWEST YARDS PENALIZED

20	vs. Oklahoma, Orange (Jan. 1, 1980)
20	vs. Nebraska, Fiesta (Jan. 1, 1988)
25	vs. Texas Western, Sun (Jan. 1, 1955)
25	vs. Oklahoma State, Bluegrass (Dec. 13, 1958)
25	vs. Virginia Tech, Gator (Jan. 1, 2002)

MOST YARDS PENALIZED AGAINST OPPONENT

121	by West Virginia, Gator (Jan. 1, 2005)
115	by Nebraska, Orange (Jan. 1, 1994)
102	by Florida, Sugar (Jan. 2, 1997)

FEWEST YARDS PENALIZED AGAINST OPPONENT

5	by Penn State, Gator (Dec. 30, 1967)
25	by Wisconsin, Champs Sports (Dec. 27, 2008)
27	by Oklahoma State, Gator (Dec. 30, 1985)
27.5	by Oklahoma, Orange (Jan. 1, 1980)

MOST YARDS PENALIZED, BOTH TEAMS

295	(FSU 174, West Virginia 121), Gator (Jan. 1, 2005)
217	(FSU 115, Florida 102), Sugar (Jan. 2, 1997)
184	(FSU 69, Nebraska 115), Orange (Jan. 1, 1994)

FEWEST YARDS PENALIZED, BOTH TEAMS

45	(FSU 40, Penn State 5), Gator (Dec. 30, 1967)
47.5	(FSU 20, Oklahoma 27.5), Orange (Jan. 1, 1980)
55	(FSU 25, Virginia Tech 30), Gator (Jan. 1, 2002)

PUNTING

MOST PUNTS

10	vs. Oklahoma, Orange (Jan. 3, 2001)
9	vs. Wyoming, Sun (Dec. 24, 1966)
9	vs. LSU, Peach (Dec. 30, 1968)
9	vs. Oklahoma, Orange (Jan. 1, 1980)
9	vs. Tennessee, Fiesta (Jan. 4, 1999)
9	vs. Penn State, Orange (Jan. 3, 2006)

FEWEST PUNTS

1	vs. Oklahoma, Gator (Jan. 2, 1965)
2	vs. Indiana, All America (Dec. 31, 1986)

MOST PUNTS BY OPPONENT

11	by Penn State, Orange (Jan. 3, 2006)
9	by Texas A&M, Cotton (Jan. 1, 1992)
8	by Wyoming, Sun (Dec. 24, 1966)
8	by Georgia, Citrus (Dec. 22, 1984)
8	by Oklahoma, Orange (Jan. 3, 2001)

FEWEST PUNTS BY OPPONENT

2	by Oregon, Rose (Jan. 1, 2015)
2	by South Carolina, Chick-fil-A (Dec. 31, 2010)
2	by Oklahoma, Orange (Jan. 1, 1981)
2	by Indiana, All America (Dec. 31, 1986)
2	by West Virginia, Gator (Jan. 1, 2005)
3	by Nebraska, Fiesta (Jan. 1, 1990)
3	by Florida, Sugar (Jan. 2, 1995)
3	by West Virginia, Gator (Jan. 1, 2010)

MOST PUNTS, BOTH TEAMS

20	(FSU 9, Penn State 11), Orange (Jan. 3, 2006)
18	(FSU 10, Oklahoma 9), Orange (Jan. 3, 2001)
17	(FSU 9, Wyoming 8), Sun (Dec. 24, 1966)
17	(FSU 8, Texas A&M 9), Cotton (Jan. 1, 1992)

FEWEST PUNTS, BOTH TEAMS

4	(FSU 2, Indiana 2), All America (Dec. 31, 1986)
5	(FSU 3, S.Carolina 2), Chick-fil-A (Dec. 31, 2010)
5	(FSU 2, West Virginia 3), Gator (Jan. 1, 2010)
6	(FSU 4, Oklahoma 2), Orange (Jan. 1, 1981)
6	(FSU 3, Nebraska 3), Fiesta (Jan. 1, 1990)
6	(FSU 4, West Virginia 2), Gator (Jan. 1, 2005)
6	(FSU 4, Oregon 2), Rose (Jan. 1, 2015)

MOST PUNT YARDS

447	vs. Oklahoma, Orange (Jan. 3, 2001)
380	vs. Oklahoma, Orange (Jan. 1, 1980)
378	vs. Notre Dame, Champs (Dec. 29, 2011)

MOST PUNT YARDS BY OPPONENT

487	by Penn State, Orange (Jan. 3, 2006)
357	by Texas A&M, Cotton (Jan. 1, 1992)
337	by Florida, Sugar (Jan. 2, 1997)

MOST PUNT YARDS, BOTH TEAMS

840	(FSU 353, Penn State 487), Orange (Jan. 3, 2006)
776	(FSU 447, Oklahoma 329), Orange (Jan. 3, 2001)
708	(FSU 371, Florida 337), Sugar (Jan. 2, 1997)

FEWEST PUNT YARDS, BOTH TEAMS

140	(FSU 70, Indiana 70), All America (Dec. 31, 1986)
186	(FSU 75, West Virginia 111), Gator (Jan. 1, 2010)
210	(FSU 107, Nebraska 103), Fiesta (Jan. 1, 1990)
211	(FSU 134, Oregon 77), Rose (Jan. 1, 2015)
240	(FSU 153, S. Carolina 87), Chick-fil-A (Dec. 31, 2010)

HIGHEST PUNTING AVERAGE*

48.2	(five punts)	vs. Wisconsin, Champs (Dec. 27, 2008)
47.2	(eight punts)	vs. Notre Dame, Champs (Dec. 29, 2011)
46.4	(eight punts)	vs. Florida, Sugar (Jan. 2, 1997)

* minimum 5 punts

HIGHEST PUNTING AVERAGE BY OPPONENT*

48.1	(seven punts)	by Florida, Sugar (Jan. 2, 1997)
45.4	(seven punts)	by Ohio State, Sugar (Jan. 1, 1998)
45.2	(six punts)	by North Carolina, Peach (Dec. 28, 1983)

* minimum 5 punts

PUNT RETURNS

MOST PUNT RETURNS

7	vs. Penn State, Orange (Jan. 3, 2006)
5	vs. Penn State, Gator (Dec. 30, 1967)
5	vs. Florida, Sugar (Jan. 2, 1997)
5	vs. Ohio State, Sugar (Jan. 1, 1998)

MOST PUNT RETURN YARDS

180	vs. Penn State, Orange (Jan. 3, 2006)
80	vs. Virginia Tech, Sugar (Jan. 4, 2000)
74	vs. Florida, Sugar (Jan. 2, 1997)

MOST PUNT RETURN YARDS BY OPPONENT

89	by Nebraska, Fiesta (Jan. 1, 1988)
88	by Virginia Tech, Sugar (Jan. 4, 2000)
69	by Florida, Sugar (Jan. 2, 1997)

KICKOFF RETURNS

MOST KICKOFF RETURNS

9	vs. Oregon, Rose (Jan. 1, 2015)
8	vs. Arizona State, Fiesta (Dec. 27, 1971)
8	vs. Florida, Sugar (Jan. 2, 1997)
6	vs. LSU, Peach (Dec. 30, 1968)
6	vs. Notre Dame, Orange (Jan. 1, 1996)

MOST KICKOFF RETURN YARDS

186	vs. Oregon, Rose (Jan. 1, 2015)
184	vs. Arizona State, Fiesta (Dec. 27, 1971)
172	vs. Auburn, BCS NC (Jan. 6, 2014)
152	vs. Florida, Sugar (Jan. 2, 1997)

MOST KICKOFF RETURNS BY OPPONENT

8	by Arizona State, Fiesta (Dec. 27, 1971)
8	by Texas Tech, Tangerine (Dec. 23, 1977)
7	by Nebraska, Fiesta (Jan. 1, 1990)

MOST KICKOFF RETURN YARDS BY OPPONENT

180	by Texas Western, Sun (Jan. 1, 1955)
166	by UCLA, Emerald (Dec. 27, 2006)
149	by Nebraska, Fiesta (Jan. 1, 1990)

TACKLES FOR LOSS

MOST TACKLES FOR LOSS

19.0	vs. Ohio State, Sugar (Jan. 1, 1998)
16.0	vs. Virginia Tech, Sugar (Jan. 4, 2000)
12.0	vs. Virginia Tech, Gator (Jan. 1, 2002)

MOST TACKLES FOR LOSS YARDAGE

75	vs. Ohio State, Sugar (Jan. 1, 1998)
67	vs. Oklahoma, Orange (Jan. 3, 2001)
66	vs. Virginia Tech, Gator (Jan. 1, 2002)

QUARTERBACK SACKS

MOST QUARTERBACK SACKS

8.0	vs. Virginia Tech, Sugar (Jan. 4, 2000)
6.0	vs. Ohio State, Sugar (Jan. 1, 1998)
5.0	vs. Florida, Sugar (Jan. 2, 1995)
5.0	vs. Florida, Sugar (Jan. 2, 1997)
5.0	vs. Virginia Tech, Gator (Jan. 1, 2002)

MOST QUARTERBACK SACK YARDAGE

42	vs. Virginia Tech, Sugar (Jan. 4, 2000)
40	vs. Ohio State, Sugar (Jan. 1, 1998)
38	vs. West Virginia, Gator (Jan. 1, 2010)
33	vs. Virginia Tech, Gator (Jan. 1, 2002)

MISCELLANEOUS

HIGHEST ATTENDANCE

94,208	BCS NC, Rose Bowl (Jan. 6, 2014)
91,322	Rose, Rose Bowl (Jan. 1, 2015)
84,129	Gator, Jacksonville Municipal (Jan. 1, 2010)
81,536	Orange, Orange Bowl (Jan. 1, 1994)
80,913	Gator, Gator Bowl (Dec. 30, 1982)
80,470	Fiesta, Sun Devil Stadium (Jan. 4, 1999)
79,417	Gator, Gator Bowl (Dec. 30, 1985)
79,280	Sugar, Superdome (Jan. 4, 2000)

COMEBACK WINS

18 pts [3-21]	vs. Auburn, BCS NC (Jan. 6, 2014)
14 pts [0-14]	vs. Notre Dame, Champs (Dec. 29, 2011)
14 pts [0-14]	vs. Nebraska, Fiesta (Jan. 1, 1988)
12 pts [14-26]	vs. Notre Dame, Orange (Jan. 1, 1996)
11 pts [14-3]	vs. West Virginia, Gator (Jan. 1, 2010)



Peter Warrick and Bobby Bowden celebrate the 1999 National Championship at the Sugar Bowl.



Scott Bentley kicked the game winning field goal with 21 seconds left at the 1994 Orange Bowl to clinch the 1993 National Title for the Seminoles.

1950 CIGAR BOWL

FLORIDA STATE	19
WOFFORD	6

TAMPA, Fla. (Jan. 2, 1950) - Red Parrish scored twice and Buddy Strauss rushed for 132 yards to give underdog Florida State a 19-6 win over Wofford.

1955 SUN BOWL

TEXAS WESTERN	47
FLORIDA STATE	20

EL PASO, Tex. (Jan. 1, 1955) - Florida State turnovers and defensive collapses in the second quarter allowed Texas Western to move well ahead and capture a 47-20 Sun Bowl victory.

1958 BLUEGRASS BOWL

OKLAHOMA STATE	15
FLORIDA STATE	6

LOUISVILLE, Ken. (Dec. 13, 1958) - A frantic fourth quarter comeback was not to be as Florida State couldn't fight off the bitter cold, and Oklahoma State went home with a 15-6 victory in the only Bluegrass Bowl ever played.

1965 GATOR BOWL

FLORIDA STATE	36
OKLAHOMA	19

JACKSONVILLE, Fla. (Jan. 2, 1965) - The brilliant passing combination of Steve Tensi and Fred Biletnikoff rewrote the Gator Bowl Record book and gave the up-start Seminoles an impressive 36-19 victory over Oklahoma.

1966 SUN BOWL

WYOMING	28
FLORIDA STATE	20

EL PASO, Tex. (Dec. 24, 1966) - Florida State's vaunted passing attack was not enough to overcome a stingy Wyoming defense and the Seminoles lost 28-10 in their second try for a Sun Bowl title.

1967 GATOR BOWL

FLORIDA STATE	17
PENN STATE	17

JACKSONVILLE, Fla. (Dec. 30, 1967) - Penn State jumped out to a commanding 17-point halftime lead before Florida State battled back in the second half to gain an exciting 17-17 tie.

1968 PEACH BOWL

LOUISIANA STATE	31
FLORIDA STATE	27

ATLANTA, Ga. (Dec. 30, 1968) - Competing in its fourth consecutive bowl game, FSU couldn't outscore Louisiana State and the Seminoles fell 31-27 in a soggy game that initiated Atlanta's Peach Bowl.

1971 FIESTA BOWL

ARIZONA STATE	45
FLORIDA STATE	38

TEMPE, Ariz. (Dec. 27, 1971) - In one of the most dazzling offensive shows in bowl history, Arizona State scored with 34 seconds left in the game to capture the first ever Fiesta Bowl, 45-38, in front of over 51,000 partisan fans in Sun Devil Stadium.

1977 TANGERINE BOWL

FLORIDA STATE	40
TEXAS TECH	17

ORLANDO, Fla. (Dec. 23, 1977) - FSU, making its first bowl appearance in seven years, demolished Texas Tech 40-17 in the 32nd Tangerine Bowl.

1980 ORANGE BOWL

OKLAHOMA	24
FLORIDA STATE	7

MIAMI, Fla. (Jan. 1, 1980) - Julius Caesar Watts and Heisman Trophy winner Billy Sims each rushed for more than 100 yards, and the Sooner defense held Florida State to 182 total yards as Oklahoma defeated Florida State 24-7 in the 46th Orange Bowl.

1981 ORANGE BOWL

OKLAHOMA	18
FLORIDA STATE	17

MIAMI, Fla. (Jan. 1, 1981) - Oklahoma was not supposed to be able to pass. But that's what it took for the Sooners to beat Florida State in the 1981 Orange Bowl. With time running out and the Seminoles leading 17-10, J.C. Watts - a swift quarterback who led a notorious Oklahoma running game - drilled an 11-yard touchdown pass to split end Steve Rhodes with 1:27 remaining.

1982 GATOR BOWL

FLORIDA STATE	31
WEST VIRGINIA	12

JACKSONVILLE, Fla. (Dec. 30, 1982) - Greg Allen rambled for 138 yards and two scores, while surprise starter Blair Williams threw for 202 yards and another touchdown as Florida State upset West Virginia 31-12 in the 38th Annual Gator Bowl.

1983 PEACH BOWL

FLORIDA STATE	28
NORTH CAROLINA	3

ATLANTA, Ga. (Dec. 28, 1983) - Making his first career start, Eric Thomas fired a pair of first-quarter touchdown passes to lead the Seminoles to a stunning 28-3 win over North Carolina in the 16th Annual Peach Bowl.

1984 CITRUS BOWL

FLORIDA STATE	17
GEORGIA	17

ORLANDO, Fla. (Dec. 21, 1984) - Florida State's ninth blocked punt of the season led to a late score and enabled FSU to escape with a 17-17 tie with Georgia in front of 51,821 fans in the Citrus Bowl.

1985 GATOR BOWL

FLORIDA STATE	34
OKLAHOMA STATE	23

JACKSONVILLE, Fla. (Dec. 30, 1985) - Freshman quarterback Chip Ferguson threw for 338 yards and a pair of touchdowns, and Tony Smith added 201 yards rushing as Florida State rolled over Oklahoma State, 34-23, in the 41st Annual Gator Bowl.

1986 ALL-AMERICAN BOWL

FLORIDA STATE	27
INDIANA	13

BIRMINGHAM, Ala. (Dec. 31, 1986) - Tailback Sammie Smith rushed for 205 yards and two touchdowns as Florida State claimed a 27-13 win over Indiana in the 10th Annual All-American Bowl.

1988 FIESTA BOWL

FLORIDA STATE	31
NEBRASKA	28

TEMPE, Ariz. (Jan. 1, 1988) - Florida State quarterback Danny McManus hit wide receiver Ronald Lewis for a touchdown on fourth-and-25 late in the fourth quarter as FSU bounced back to win the Fiesta Bowl over Nebraska, 31-28.

1989 SUGAR BOWL

FLORIDA STATE	13
AUBURN	7

NEW ORLEANS, La. (Jan. 2, 1989) - Sammie Smith rushed for 115 yards on 24 carries and All-American Deion Sanders intercepted a pass in the end zone on the game's final play to give Florida State a 13-7 victory over SEC champion Auburn in the 55th Annual Sugar Bowl.

1990 FIESTA BOWL

FLORIDA STATE	41
NEBRASKA	17

TEMPE, Ariz. (Jan. 1, 1990) - Peter Tom Willis, the game's Offensive Most Valuable Player, threw for five touchdowns and 422 yards to lead Florida State to its second Fiesta Bowl win over the Nebraska Cornhuskers, 41-17.

1990 BLOCKBUSTER BOWL

FLORIDA STATE	24
PENN STATE	17

MIAMI, Fla. (Dec. 28, 1990) - In a game that pitted college football's winningest active coaches, FSU quarterback Casey Weldon completed 22-of-36 passes for 248 yards to lead the Seminoles to a 24-17 victory over Penn State in the inaugural Blockbuster Bowl. The victory pushed FSU to a number four final ranking.

1992 COTTON BOWL

FLORIDA STATE	10
TEXAS A&M	2

DALLAS, Tex. (Jan. 1, 1992) - FSU won the Cotton Bowl with a mix of feisty defense and ball control offense which highlighted the rushing of sophomore Sean Jackson. After consecutive losses to Miami and Florida to end the regular season, the Seminoles rebounded to defeat 9th-ranked Texas A&M, 10-2.



The 1987 Seminoles celebrate their Fiesta Bowl win over Nebraska.

1993 ORANGE BOWL

FLORIDA STATE	27
NEBRASKA	14

MIAMI, Fla. (Jan. 1, 1993) - The Orange Bowl provided the perfect setting for a reunion. After all, the bowl itself was one Florida State had not visited since 1981, and FSU had never won the game. In addition, the matchup between Big Eight champ Nebraska and Florida State provided a chance for the two teams to get re-acquainted.

1994 ORANGE BOWL

FLORIDA STATE	18
NEBRASKA	16

MIAMI, Fla. (Jan. 1, 1994) - The 60th Annual Orange Bowl game proved indeed to be a "Classic" as the nation's top two teams battled to the last second for the 1993 National Championship. When FSU kicker Scott Bentley's field goal with 21 seconds left in the game split the uprights and Cornhusker Byron Bennett's last second kick sailed wide left, FSU stood as 18-16 victors over No. 1 Nebraska.

1995 SUGAR BOWL

FLORIDA STATE	23
FLORIDA	17

NEW ORLEANS, La. (Jan. 2, 1995) - Florida State sacked Florida quarterback Danny Wuerffel five times and FSU's Danny Kanell dissected the UF secondary as Florida State settled a regular season tie, winning "the Fifth Quarter in the French Quarter" 23-17 in the 1995 Sugar Bowl. FSU's Warrick Dunn earned MVP honors as a sophomore. He rushed 14 times for 58 yards, caught nine passes for 51 yards and threw a 73-yard touchdown pass.

1996 ORANGE BOWL

FLORIDA STATE	31
NOTRE DAME	26

MIAMI, Fla. (Jan. 1, 1996) - Danny Kanell threw two fourth quarter touchdown passes to lead Florida State to a 31-26 come-from-behind win over Notre Dame in the final Orange Bowl game played in the historic stadium. FSU's Andre Cooper was named MVP after setting an Orange Bowl record with three touchdown catches, while Warrick Dunn rushed for 151 yards on 22 carries.

1997 SUGAR BOWL

FLORIDA STATE	20
FLORIDA	52

NEW ORLEANS, La. (Jan. 2, 1997) - A month after FSU defeated Florida 24-21 in the regular season, an incredible number of upsets meant the two would face each other in the Sugar Bowl for the national title. FSU trailed 24-20 in the third quarter, and lost Warrick Dunn to illness soon after. Danny Wuerffel led UF to the win.

1998 SUGAR BOWL

FLORIDA STATE	31
OHIO STATE	14

NEW ORLEANS, La. (Jan. 1, 1998) - FSU's passing combo of Thad Busby to E.G.Green combined with the Seminoles relentless defense to give Florida State an impressive 31-14 win over Ohio State. Green had seven catches for 176 yards en route to winning game MVP honors. Busby completed 22-of-33 passes for 324 yards and the Tribe defense allowed just one touchdown in the win.



Legendary Head Coach Bobby Bowden is carried off the field after the Seminoles defeated West Virginia in the 2010 Gator Bowl.

1999 FIESTA BOWL

TENNESSEE.....	23
FLORIDA STATE.....	16

TEMPE, Ariz. (Jan. 4, 1999) - Tennessee had one more big play in them than FSU and the Seminoles could not convert two potential comeback opportunities in the last four minutes as the Volunteers defeated FSU 23-16 to win the 1998 national championship. QB Marcus Dutzon, who started his third game in place of an injured Chris Weinke, connected on 9-of-22 passes for 145 yards, but threw an interception that was returned for a touchdown. Tennessee scored on a 79-yard touchdown pass from Tee Martin to Peerless Price with 9:17 left to give them the momentum down the stretch.

2000 SUGAR BOWL

FLORIDA STATE.....	46
VIRGINIA TECH.....	29

NEW ORLEANS, La. (Jan. 4, 2000) - No. 1 at the start, No. 1 at the finish, Florida State is the perfect national champion. Led by the sizzling Peter Warrick and the steady Chris Weinke, the Seminoles held off Virginia Tech for a 46-29 victory in the national championship game. Weinke completed 20 of 34 passes for 329 yards and four TD's - two to Warrick and two to Ron Dugans. Warrick finished with six catches for 163 yards and was named the game's MVP. Virginia Tech quarterback Michael Vick threw for 225 yards and one TD and ran for 97 yards. He gave the Hokies a lead in the third quarter, 29-28, before Weinke brought FSU back as he has done so well throughout his career. The win gave the Seminoles their second national title in the '90s and marked the first time in the history of the Associated Press poll that a team went wire-to-wire as No. 1.

2001 ORANGE BOWL

FLORIDA STATE.....	2
OKLAHOMA.....	13

MIAMI GARDENS, Fla. (Jan. 3, 2001) - Oklahoma used its trademark smothering defense to shut down Florida State to give No. 1 ranked Oklahoma a startling 13-2 victory in the Orange Bowl and it's first national title in 15 years. Heisman Trophy winner Chris Weinke completed 25-of-51 passes for 274 yards, but had two interceptions and the offense obviously missed top receiver Snoop Minnis, who was ineligible for the game.

2002 GATOR BOWL

FLORIDA STATE.....	30
VIRGINIA TECH.....	17

JACKSONVILLE, Fla. (Jan. 1, 2002) - Florida State ended the 2001 football season on a positive note with a convincing 30-17 win over No. 15 Virginia Tech in front of a Gator Bowl record crowd of 72,202. FSU senior wide receiver Javon Walker was named MVP after breaking the Gator Bowl record for receiving yards with 195 yards on four catches including a pair of fourth quarter touchdown passes of 77 and 23 yards from quarterback Chris Rix.

2003 SUGAR BOWL

FLORIDA STATE.....	13
GEORGIA.....	26

NEW ORLEANS, La. (Jan. 1, 2003) - Bruce Thornton returned an interception for a touchdown, and No. 4 Georgia held off a short-handed 16th-ranked Florida State team for a 26-13 win in the Sugar Bowl. Georgia kicked four field goals and Musa Smith rushed for 145 yards to lead the SEC Champions to the win. FSU quarterback Fabian Walker started in place of suspended Chris Rix and was himself replaced by wideout Anquan Boldin in the second half.

2004 ORANGE BOWL

FLORIDA STATE.....	14
MIAMI.....	16

MIAMI GARDENS, Fla. (Jan. 1, 2004) - After Miami took a 3-0 lead just four minutes into the game, FSU scored touchdowns on consecutive possessions in the second quarter. But Miami's Jarrett Payton ran for 131 yards and the 'Canes kicked three field goals and shutout the Seminoles in the second half for the win.

2005 GATOR BOWL

FLORIDA STATE.....	30
WEST VIRGINIA.....	18

JACKSONVILLE, Fla. (Jan. 1, 2005) - Leon Washington led Florida State to a 30-18 victory over West Virginia with a career-high 195 rushing yards. FSU needed only six plays to score a season-high 10 points in the first quarter. Washington went 69 yards on the game's second play for the longest TD run in Gator Bowl history. Lorenzo Booker added to the FSU ground attack with 101 yards.

2006 ORANGE BOWL

FLORIDA STATE.....	23
PENN STATE.....	26 (30T)

MIAMI GARDENS, Fla. (Jan. 3, 2006) - Florida State's Bobby Bowden and Penn State's Joe Paterno battled through three overtimes before PSU hit a 29-yard field goal in the third overtime to win the Orange Bowl 26-23. The Nittany Lions (No. 3) finished 11-1 and led 14-13 at the half. FSU tied it at 16 in regulation with a 48-yard FG by Gary Cismesia with 4:08 left. Both teams missed FG's in the first overtime and matched TD runs in the second.

2006 EMERALD BOWL

FLORIDA STATE.....	44
UCLA.....	27

SAN FRANCISCO, Calif. (Dec. 27, 2006) - Senior tailback Lorenzo Booker ran for 91 yards, caught five passes for 117 more and scored two touchdowns, leading the Seminoles over UCLA on to put a happy ending on Bowden's 30th straight winning season. FSU's fourth quarter was dynamite. Greg Carr caught a go-ahead, 30-yard touchdown pass on fourth-and-9, and Booker capped his final college game with a key third-down catch and a 3-yard TD run with 6:17 left. Tony Carter's 86-yard interception return for another score 37 seconds later was the finishing touch.

2007 MUSIC CITY BOWL

KENTUCKY.....	35
FLORIDA STATE.....	28

NASHVILLE, Tenn. (Dec. 31, 2007) - Andre Woodson threw four TD passes against Florida State and Kentucky won its second straight Music City Bowl, handing Bobby Bowden his first December bowl loss. Quarterback Drew Weatherford pulled the Seminoles to 28-21 with 8 minutes left on a 1-yard bootleg run - his first career game with two rushing TDs. Weatherford would add a TD pass to Greg Carr with just over 2 minutes remaining, and Florida State got the ball back at the 1-minute mark behind by one score. Weatherford's last-second pass fell incomplete in the end zone.

2008 CHAMPS SPORTS BOWL

FLORIDA STATE.....	42
WISCONSIN.....	13

ORLANDO, Fla. (Dec. 27, 2008) - Derek Nicholson and Dekoda Watson returned fumbles for touchdowns, Christian Ponder threw two TD passes and Florida State routed Wisconsin 42-13 in the Champs Sports Bowl. Florida State (9-4) finished with more than eight wins for the first time since 2004. Nicholson had two fumble recoveries, including one he returned 75 yards for a first-quarter touchdown. Punter Graham Gano averaged 48.2 yards on five and had three downed inside the Badgers 5 to earn game MVP.

2010 GATOR BOWL

FLORIDA STATE.....	33
WEST VIRGINIA.....	21

JACKSONVILLE, Fla. (Jan. 1, 2010) - Bobby Bowden watched the clock run down to :00, then took his last walk to midfield as his Florida State players jumped up and down, thrusting their helmets into the air. The coach went out a winner, carried off by the Seminoles. Jermaine Thomas ran for two touchdowns and FSU scored 20 unanswered points behind MVP quarterback EJ Manuel to knock off No. 18 West Virginia in the final game of Bowden's storied 44-year career. "I will not forget it. I won't forget the other ones we have here, too," Bowden said, his hands wrapped around the silver Gator Bowl trophy. Bowden finished with a 389-129-4 record, and most importantly to him, a 33rd consecutive winning season.



Rashad Greene caught five passes for 99 yards including a 15-yard TD reception in the fourth quarter to give the Noles the lead for good as he was named MVP of the 2011 Champs Sports Bowl.

2010 CHICK-FIL-A BOWL

FLORIDA STATE.....	26
SOUTH CAROLINA.....	17

ATLANTA, Ga. (Dec. 31, 2010) - Florida State rewarded first-year coach Jimbo Fisher with his first bowl victory, courtesy a complete team effort. Offensive MVP Chris Thompson ran for 147 yards, while Defensive MVP Greg Reid forced two fumbles, broke up four passes and knocked South Carolina star tailback Marcus Lattimore from the game with a jarring tackle on the opening drive. Dustin Hopkins set a Chick-fil-A Bowl record with four field goals for the 'Noles, who put an exclamation point on their first 10-win season since 2003. EJ Manuel's 7-yard TD pass to Taiwan Easterling with 5:27 to play sealed the win.

2011 CHAMPS SPORTS BOWL

FLORIDA STATE.....	18
NOTRE DAME.....	14

ORLANDO, Fla. (Dec. 29, 2011) - Quarterback EJ Manuel rallied Florida State from a 14-point third quarter deficit with a pair of fourth quarter touchdown passes as the Seminoles defeated Notre Dame 18-14 in the Champs Sports Bowl. Manuel, playing most of the second half on a broken leg, connected with Bert Reed and MVP Rashad Greene on scoring passes of 18 and 15 yards in a span of 1:36 to give FSU a 15-14 lead. The second of two Dustin Hopkins field goals with 8:05 remaining closed out the scoring. FSU's defense intercepted three Irish passes, including Terrence Brooks' end zone theft to seal the game with 2:48 remaining. The 'Noles also registered four sacks.

2013 ORANGE BOWL

FLORIDA STATE.....	31
NORTHERN ILLINOIS.....	10

MIAMI GARDENS, Fla. (Jan. 1, 2013) - Senior fullback Lonnie Pryor led the way for the Seminoles on the ground with 134 yards and two touchdowns on only five carries on his way to being named Orange Bowl MVP. Florida State also had contributions from senior quarterback EJ Manuel, who completed 26-of-38 passes for 291 yards, including a six-yard touchdown pass to receiver Rashad Greene. Manuel became the second QB in FBS history to win four straight bowl games. Defensively, the Noles forced two turnovers and held the Huskies to only 3.5 yards per play. The win was FSU's first BCS win since winning the national championship in the Sugar Bowl after the 1999 season.

2014 BCS NATIONAL CHAMPIONSHIP

FLORIDA STATE.....	34
AUBURN.....	31

PASADENA, Cal. (Jan. 6, 2014) - Kelvin Benjamin soared to snare a two-yard touchdown pass from Jameis Winston with 13 seconds remaining as the Seminoles secured the program's third national championship. Winston, the Heisman Trophy-winning redshirt freshman, was named Offensive MVP in the final BCS National Championship game after guiding the Seminoles back from an 18-point second quarter deficit. Winston completed 14 of 20 second half pass attempts for 175 yards and two touchdowns, highlighted by his work during a seven-play, 80-yard, game-winning drive with just over a minute remaining. Cornerback P.J. Williams' interception with 12:56 remaining set up a touchdown drive to pull the Seminoles within 21-20. Williams was named the defensive MVP and received help from senior linebacker Telvin Smith's career-high 15 tackles and three tackles for loss by defensive end Mario Edwards Jr. Kermit Whitfield's 100-yard kickoff return for a touchdown with 4:31 remaining in the fourth quarter gave FSU its first lead (27-24) since an opening field goal by Roberto Aguayo. The victory capped the first 14-0 season in program history.

2015 ROSE BOWL/CFP SEMIFINAL

FLORIDA STATE.....	20
OREGON.....	59

PASADENA, Calif. (Jan. 1, 2015) - In a matchup featuring each of the past two Heisman Trophy winners ('13 Jameis Winston, '14 Marcus Mariota) and the first-ever College Football Playoff Semifinal, No. 2 Oregon beat No. 3 Florida State 59-20 in front of over 90,000 fans in the Rose Bowl. Playing in Pasadena for a second consecutive season, the Noles could not find the magic that propelled them to a come-from-behind victory over Auburn and a third national title in 2014. After a first half full of miscues and missed opportunities, Florida State went into halftime trailing Oregon by only five points. But the Ducks forced five, second half turnovers and put the game out of reach scoring 27 third-quarter points to hand FSU its first loss since 2012, thus ending the Seminoles' school-record 29-game win streak. Jameis Winston finished with 348 passing yards in his final game (and only loss) as a Seminole.



Head coach Jimbo Fisher led Florida State to its third national championship in school history as the Seminoles scored 21 fourth-quarter points en route to a 34-31 victory over Auburn in the 2014 BCS National Championship game in the Rose Bowl.

TWO-THOUSAND FIFTEEN ALL-AMERICANS



Jalen
RAMSEY

WALTER CAMP
1st TEAM
ESPN.COM
1st TEAM

FWAA
2nd TEAM

USA TODAY SPORTS
2nd TEAM

SPORTS ILLUSTRATED
2nd TEAM

CBSSPORTS.COM
2nd TEAM

SPORTING NEWS
2nd TEAM

ASSOCIATED PRESS
2nd TEAM

AFCA
1st TEAM

Roderick
JOHNSON

USA TODAY SPORTS
2nd TEAM

SPORTING NEWS
2nd TEAM

Derwin
JAMES

USA TODAY SPORTS
FRESHMAN

CAMPUS INSIDERS
1st FRESHMAN

Roberto
AGUAYO

CBSSPORTS.COM
1st TEAM

SPORTING NEWS
1st TEAM

USA TODAY SPORTS
2nd TEAM

Dalvin
COOK

SPORTS ILLUSTRATED
1st TEAM

FWAA
1st TEAM

CBSSPORTS.COM
2nd TEAM

WALTER CAMP
2nd TEAM

SPORTING NEWS
2nd TEAM

ASSOCIATED PRESS
2nd TEAM

TWO-THOUSAND FIFTEEN SCHEDULE & RESULTS

AWAY

TEXAS STATE - 16
 USF - 14
 FLORIDA STATE - 14
 FLORIDA STATE - 24
 MIAMI - 24
 LOUISVILLE - 21
 FLORIDA STATE - 16
 SYRACUSE - 21
 FLORIDA STATE - 13
 NC STATE - 17
 CHATTANOOGA - 13
 FLORIDA STATE - 27

9.5 - TALLAHASSEE, FL
9.12 - TALLAHASSEE, FL
9.18 - CHESTNUT HILL, MA
10.3 - WINSTON-SALEM, NC
10.10 - TALLAHASSEE, FL
10.17 - TALLAHASSEE, FL
10.24 - ATLANTA, GA
10.31 - TALLAHASSEE, FL
11.7 - CLEMSON, SC
11.14 - TALLAHASSEE, FL
11.21 - TALLAHASSEE, FL
11.28 - GAINESVILLE, FL

HOME

51 - FLORIDA STATE
 34 - FLORIDA STATE
 0 - BOSTON COLLEGE
 16 - WAKE FOREST
 29 - FLORIDA STATE
 41 - FLORIDA STATE
 22 - GEORGIA TECH
 45 - FLORIDA STATE
 23 - CLEMSON
 34 - FLORIDA STATE
 52 - FLORIDA STATE
 2 - FLORIDA



@FSU_FOOTBALL



FSUFOOTBALL



/FSUFOOTBALL



SEMINOLES.COM