



FLORIDA STATE FOOTBALL
PRO DAY

2016

DRAFT GUIDE



2016 FLORIDA STATE PRO DAY

EXPECTED PARTICIPANT LIST



No.	Name	Pos.
19	Roberto Aguayo	K
38	Cason Beatty	P
42	Lamarcus Brutus	DB
14	Javien Elliott	DB
1	Tyler Hunter	DB
99	Nile Lawrence-Stample	DL
11	Derrick Mitchell, Jr.	DL
4	Giorgio Newberry	DL
5	Reggie Northrup	LB
35	Lorenzo Phillips	LB
8	Jalen Ramsey	DB
37	Keelin Smith	DB
24	Terrance Smith	LB

Walk-On Participants

21	Lucas Clark	QB
83	Christian Griffith	WR
69	Barrett Kernon	LS
31	Vincent Kerr	RB
35	Oladipo Kolawole	RB
58	Joshua Newman	LB
51	Sean Scott	LB
36	Michael Urow	LB

Former Seminoles/Others

	Ruben Carter (Toledo)	OL
	Greg Dent (Valdosta State)	WR



2016 FLORIDA STATE PRO DAY

SCHEDULE OF EVENTS

- 8:00 am Credential pick-up opens (Lobby of Indoor Practice Facility)
- 9:15 am Evaluations - Team Meeting Room
Height, weight, arm, hand, sit and reach

THE REMAINDER OF PRO DAY WILL BE HELD IN OUR INDOOR PRACTICE FACILITY

- 10:00 am Scout Tests
OL/DL/TE/LB - Vertical Jump
RB/DB/WR/QB/SP - Broad Jump
*Groups flip once completed
- 10:30 am 40-yard dash
- 10:50 am Complete 40 Timing
- 11:00 am OL/DL/TE/LB - Pro Agility - Scouts Time, 2 runs only
RB/DB/WR/QB/SP - 3 cone drill - Scouts time, 2 runs only
*Groups flip once completed
- 11:20 am Bench Press - Strength Staff - 2 Benches in Equipment Area
2 Groups:
OL/DL/TE/LB
RB/DB/WR/QB/SP
- 11:45 am Position Drills/15 minutes each (Taped)
- | | |
|---------------|---------------------|
| 11:45a-12:00p | DBs |
| 12:00p-12:15p | DL |
| 12:15p-12:30p | LB |
| 12:30p-12:45p | QB, WR, OL, TE & RB |
| 12:45p | Kicker/Punter |
- 2:00 pm Conclusion of Pro Day

****ALL TIMES LISTED ARE TENTATIVE AND SUBJECT TO CHANGE****

FLORIDA STATE & THE NFL DRAFT



Jimbo Fisher's Florida State Seminoles produce NFL players at a higher rate than any other program in college football history. By tying its own ACC record with 11 draft picks in 2015, **FSU totaled 29 draft picks from 2013 - 2015 for the modern three-year record** - since the seven round format was established in 1994. The Noles had seven draft picks in 2014 and 11 in 2013.

36

Seminoles drafted under Jimbo Fisher (since the 2011 NFL Draft), including 15 players who were selected in the first and second rounds.

7

First Round picks under Jimbo Fisher. Projected Top-10 pick Jalen Ramsey could be FSU's eighth first round pick under Fisher and 43rd all-time.

32

Consecutive years with an NFL Draft selection from Florida State. FSU has had a player drafted every year since 1984.

Seminoles in the 2015 NFL Draft

Jameis Winston	QB	Tampa Bay Buccaneers	1st (1)
Cameron Erving	C	Cleveland Browns	1st (19)
Ronald Darby	CB	Buffalo Bills	2nd (50)
Mario Edwards Jr.	DE	Oakland Raiders	2nd (35)
Eddie Goldman	DT	Chicago Bears	2nd (39)
P.J. Williams	CB	New Orleans Saints	3rd (78)
Tre Jackson	OG	New England Patriots	4th (111)
Rashad Greene	WR	Jacksonville Jaguars	5th (139)
Karlos Williams	RB	Buffalo Bills	5th (155)
Nick O'Leary	TE	Buffalo Bills	6th (194)
Bobby Hart	OT	New York Giants	7th (226)

Seminoles in the 2014 NFL Draft

Kelvin Benjamin	WR	Carolina Panthers	1st (28)
Lamarcus Joyner	DB	St. Louis Rams	2nd (41)
Timmy Jernigan	DT	Baltimore Ravens	2nd (48)
Terrence Brooks	S	Baltimore Ravens	3rd (79)
Devonta Freeman	RB	Atlanta Falcons	4th (103)
Bryan Stork	C	New England Patriots	4th (105)
Telvin Smith	LB	Jacksonville Jaguars	5th (144)

Seminoles in the 2013 NFL Draft

EJ Manuel	QB	Buffalo Bills	1st (16)
Bjoern Werner	DE	Indianapolis Colts	1st (24)
Xavier Rhodes	CB	Minnesota Vikings	1st (25)
Cornellius Carradine	DE	San Francisco 49ers	2nd (40)
Menelik Watson	OT	Oakland Raiders	2nd (42)
Chris Thompson	RB	Washington Redskins	5th (154)
Brandon Jenkins	DE	Washington Redskins	5th (162)
Dustin Hopkins	K	Buffalo Bills	6th (177)
Nick Moody	LB	San Francisco 49ers	6th (180)
Vince Williams	LB	Pittsburgh Steelers	6th (206)
Everett Dawkins	DT	Minnesota Vikings	7th (229)

Seminoles in the 2012 NFL Draft

Nigel Bradham	LB	Buffalo Bills	4th (105)
Zebrie Sanders	OT	Buffalo Bills	5th (144)
Mike Harris	CB	Jacksonville Jaguars	6th (176)
Andrew Datko	OT	Green Bay Packers	7th (241)

Seminoles in the 2011 NFL Draft

Christian Ponder	QB	Minnesota Vikings	1st (12)
Rodney Hudson	C	Kansas City Chiefs	2nd (55)
Markus White	LB	Washington Redskins	7th (224)

MOST DRAFT PICKS SINCE 2011

1.	Alabama	37
2.	Florida State	36
3.	LSU	33
4.	Georgia	28
5.	Oklahoma	27
6.	Florida	26
	Miami	26



NOLES IN THE DRAFT QUICK HITS

- In the 2015 Draft, Florida State became the first team ever to have every offensive position selected in a single draft (QB, WR, TE, RB, OT, OG, C) - since the common draft era began in 1967.
- A Seminole has been drafted at every offensive and defensive position since 2013.
- Five FSU defensive backs have been drafted since 2013, and all have been selected in the top three rounds.
- Florida State could join Alabama (2011-12) and USC (1996-97) as the only schools to have consecutive Top 3 picks in the last 20 years.
- The Seminoles' 2015 Pro Day was arguably the largest ever as over 250 combined scouts and media were present and every NFL team was represented, while ESPN, ESPNU and the NFL Network all aired Pro Day live.
- An astounding 268 Seminoles have been selected in the AFL or NFL Drafts since 1951.





K | ROBERTO AGUAYO | 19

6-1 | 204 | Redshirt Junior
Mascotte, Fla. | South Lake

2015: Became FSU's second, three-time first team All-American in school history joining Deion Sanders...named a semifinalist for the Lou Groza Award...finished the season 21-for-26 on field goals, hitting his two longest (45 and 51 yards) against Florida in the regular season finale in Gainesville...connected on all 49 PAT chances during his redshirt junior season...finished second on the team in points with 112...ranked fifth in the ACC in field goal percentage (.808) and field goals per game (1.62) and sixth in scoring (8.6 ppg)...wrapped up the season ranked in the top 35 nationally in field goals per game, field goal percentage and scoring...named ACC Specialist of the Week after the USF game connecting on field goals of 30 and 38 yards and all four extra points...earned Lou Groza 'Star of the Week' accolades after the Miami game...finished the season a perfect 16-for-16 on fields goals of 39 yards or less...drilled multiple field goals seven times including a season-high three against Miami and at Georgia Tech...registered double-digit points in seven games...was FSU's kicker on all 84 kickoff attempts in 2015...tallied 47 touchbacks while yielding just 16.9 yards per return...earned his bachelor's degree in criminology following the fall 2015 semester and declared for the NFL Draft in 2016...finished his Florida State career with 405 points converting on all 198 extra point opportunities and 69-of-78 field goal chances...leaves FSU as the most accurate kicker

in NCAA history with a .9673 conversion rate (267-of-276) surpassing the previous record of .9667 set by Nebraska's Alex Henery (261-of-270)...established a new ACC record for consecutive PAT's made at 198 and became the 12th NCAA kicker all-time to never miss a PAT...in FSU's career annals ranks second in scoring (405) and third in field goals (69) and PATs (198)...in the ACC record books finished his career ranked second in scoring, fourth in PATs and sixth in field goals made...joined Dustin Hopkins as the only two Seminoles in school history to have tallied at least 400 career points...concluded his Florida State career a perfect 49-of-49 in field goal attempts inside 40 yards...holds the school record for points in a single game by a kicker with 19 (vs. Wake Forest, Oct. 4, 2014) and the FSU, ACC and NCAA record for points by a kicker in a single-season with 157 (2013).

2014: Solidified himself as one of the greatest kickers in college football history with another spectacular season...after winning the 2013 Lou Groza Award as the nation's top kicker, he was arguably better in 2014, capturing consensus All-America honors and All-ACC First Team accolades, while making 27 of 30 field goals and going a perfect 55 of 55 on extra points...his 90.0 field goal percentage ranked first in the country (minimum 20 made), while his 136 points ranked eighth in the country overall and second



2015 HONORS

- LOU GROZA AWARD SEMIFINALIST
- ALL-ACC FIRST TEAM (MEDIA, COACHES)
- CBSSPORTS ALL-AMERICA FIRST TEAM
- SPORTING NEWS ALL-AMERICA FIRST TEAM
- USA TODAY ALL-AMERICA SECOND TEAM

2014 HONORS

- CONSENSUS ALL-AMERICA
- LOU GROZA AWARD CANDIDATE
- ALL-ACC FIRST TEAM (MEDIA, COACHES)
- AFCA ALL-AMERICA FIRST TEAM
- WALTER CAMP ALL-AMERICA FIRST TEAM
- ASSOCIATED PRESS ALL-AMERICA FIRST TEAM
- SPORTING NEWS ALL-AMERICA FIRST TEAM
- CBSSPORTS ALL-AMERICA FIRST TEAM
- USA TODAY ALL-AMERICA FIRST TEAM
- SCOUT.COM ALL-AMERICA FIRST TEAM

2013 HONORS

- LOU GROZA COLLEGIATE PLACE-KICKER AWARD WINNER
- ASSOCIATED PRESS ALL-AMERICA FIRST TEAM
- WALTER CAMP FOOTBALL ALL-AMERICA FIRST TEAM
- USA TODAY SPORTS ALL-AMERICA FIRST TEAM
- SBSSPORTS.COM ALL-AMERICA FIRST TEAM
- LINDY'S USA TODAY SPORTS ALL-AMERICA FIRST TEAM
- SI.COM ALL-AMERICA HONORABLE MENTION
- COLLEGE FOOTBALL NEWS FRESHMEN ALL-AMERICA FIRST TEAM
- ATHLON SPORTS FRESHMEN ALL-AMERICA FIRST TEAM
- SPORTING NEWS FRESHMEN ALL-AMERICA FIRST TEAM
- COACHES ALL-ACC FIRST TEAM
- ALL-ACC SECOND TEAM

among kickers...led the ACC in kicker scoring and ranked second overall...made the second-most field goals of anybody in the country...his 9.7 points per game was tied for 13th nationally...was a finalist for the Lou Groza Award...matched his career-long field goal by hitting a 53-yarder at Miami in the 30-26 win...added field goals from 43 and 37 yards in addition to three extra points in a perfect performance against the Hurricanes...tied the FSU record by drilling five field goals (43, 40, 52, 42, 32) versus Wake Forest...scored a career-high 19 points against the Demon Deacons...made three field goals (33, 32, 28) in the 37-35 win over Georgia Tech in the ACC Championship Game...made three field goals against Oklahoma State and The Citadel...nailed a 50-yarder against Clemson...went 3 for 4 on field goals from 50 yards or more...made his first 14 field goal tries of the season - and had a streak of 23 dating back to last season...for his career, Aguayo has made 48 of 52 field goals at an FSU record 92.3 percent and all 149 of his extra points...his 293 points already rank him eighth in school history in scoring among all players.

2013: Redshirt freshman kicker had one of the most prolific kicking seasons in FSU, ACC and college football history...became the third Seminole to win the Lou Groza Award given to the nation's top kicker...collected several All-America honors and All-ACC accolades...broke the national record for points by a kicker in a season with 157 points...old mark was 156 by Oklahoma State's Quinn Sharp in 2012...set new record for single season scoring in both FSU and ACC history...outscored eight of FSU's 14 opponents

by himself...made 115 of his 116 kicks (.991)...went 94-94 on extra point attempts to set the NCAA record for most extra points made in a season without a miss...the highest scoring kicker in the nation and the third-highest scoring player overall (11.2 ppg)... made 94 extra points to set a new ACC and FSU record for single-season PATs (old record - 67, Scott Bentley, 1995)...converted the first 70 kicks of his career - 12 field goals and 58 PATs - setting a new FSU record for consecutive kicks made to begin a career before missing a 43-yard field goal at WF...converted 21 of 22 field goal attempts...kicked a career-long 53-yard field goal against Syracuse...named ACC Specialist of the Week after kicking two field goals and five PATs against Nevada... scored a career-high 15 points on six PATs and three field goals at Clemson...named the Lou Groza Star of the Week on Oct. 21...scored 14 points on a career-high and ACC-record-tying 11 PATs and a field goal against Idaho...made three field goals at Florida including 49- and 40-yarders...scored nine points versus Duke in the ACC Championship Game, nailing a 45-yard field goal and drilling six PATs...drilled 35-yard field goal in the first quarter to give FSU a 3-0 lead in the BCS National Championship Game against Auburn... also connected on a 41-yard field goal in the third quarter and made all four of his point after attempts to tally 10 points...his PAT following Kelvin Benjamin's game-winning touchdown with 13 seconds left in the game gave him sole possession of the national record for single-season points by a kicker.

2012: Redshirt season

PERSONAL: Heavily involved in community service efforts and is bilingual (Spanish)...entered Florida State rated the nation's No. 3 kicker by Rivals...sixth-best kicking prospect according to ESPN.com...247Sports listed him as the nation's third-best kicker...three-star prospect according to ESPN, Rivals, Scout and 247Sports...ESPN listed him as the 105th-best overall prospect in the state of Florida... listed as the 133rd-best prospect in the state by 247 Sports...one of only three kickers to make the ESPN150 Watch List for 2012...was rated the nation's No. 1 kicking prospect at the age of 16 by Kohl's Kicking Camps...won the kick-off competition at the ESPN Underclassman Challenge in 2010 with a 74-yard kick that had a 4.04-second hang time...high school coach considered him an offensive weapon and the best high school kicker he's coached since UF's Caleb Sturgis...made 7-of-8 field goals as a high school junior with his long coming from 48 yards...also accounted for 38 touchbacks in 2010...hit two field goals from 51 yards as a sophomore...longest field goal in practice was 63 yards...attended the National Invitational Scholarship Camp...named the Most Outstanding Kicker at the Jimbo Fisher Summer Camp... started his career playing soccer before he moved over to football...also ranked as the 68th-best punter in the nation by Kohl's...favorite kicker was FSU's Groza Award winner and current Washington Redskin Graham Gano...chose FSU over interest from Tennessee, UCLA, Arkansas, LSU and Michigan...born May 17, 1994...majoring in criminology.



CAREER STATS					
YR.	G	FGM-FGA	LG	PATS	PTS
2013	14	21-22	53	94-94	157
2014	14	27-30	53	55-55	136
2015	13	21-26	51	49-49	112
TOT	41	69-78	53	198-198	405

AGUAYO'S CAREER HIGHS	
Field Goals	5, Wake Forest 2014
Longest Field Goal	53 (twice), last at Miami 2014
PAT	11, Idaho 2013
Kickoffs	10 (five times), last Texas State 2015
Touchbacks	7, at Wake Forest 2013
Points	19, Wake Forest 2014



P | CASON BEATTY | 38

6-3 | 214 | Senior
Charlotte, N.C. | Potomac

CAREER HONORS

RAY GUY AWARD WATCH LIST (2015)
RAY GUY AWARD CANDIDATE (2013 & 2104)

WUERFFEL TROPHY AWARD NOMINEE (2015)

2015: Averaged a career-best and ACC leading 45.2 yards per punt...finished his senior season ranked 12th nationally in punting...recorded 2,756 yards on 61 punts - both career-bests...his average of 45.18 stands as the fifth best single-season average in Florida State history...nailed a career-best 23 punts of 50 yards or more...tied a career-high with 23 punts inside the 20...a total of 22 punts went for fair catches, while just four went for touchbacks...connected on a season long punt of 64 yards against Syracuse...finished the year with three punts of 60+ yards...did not have a punt blocked for the third consecutive year...was a watch list candidate for the Ray Guy Award and a nominee for the Wuerffel Trophy Award...constantly flipped field position in 14-0 win at Boston College, booting five kicks of 50+, the first FSU kicker to do that since 1981...had a 52.3 average at BC, the best of his career, and put four of final five punts inside the BC 16...had an outstanding performance against Houston in the Chick-fil-A Peach Bowl...averaged 51.5 yards on six punts...recorded a long of 55 yards three times...finished with five punts of 50 yards or more in the bowl game to tie a season-high...three of the six punts against the Cougars were downed inside the 20 and one went for a touchback...averaged over 50 yards per punt three times in 2015 (at Boston College, at Georgia Tech and vs. Houston in Atlanta)...finished his Florida State career ranked third in total punts (198), third in punting yards (8,245) and seventh in yards per punt (41.64)...was the starting punter for all 55 games over his four-year career...served as the holder for Roberto Aguayo for three straight seasons - covering 276 total kicks (78 field goals and 198 PATs)...helped Aguayo go 49-for-49 on extra point attempts and 21-for-26 in field goals en route to first team All-American honors in 2015...was named the team's Special Teams MVP at the end of the year banquet.

2014: In his third year as the Seminoles' starting punter, Beatty had the best season of his career...averaged 41.0 yards per attempt on a career-best 48 attempts...22 of his punts were fair caught, and 15 more were downed inside of the 20...had seven punts go 50 yards or more...his career-high 67-yard punt came in a crucial spot in the contest against Virginia...came up huge in the overtime victory over Clemson, placing four of his eight punts inside the 20, including one that was downed at the Clemson 4-yard line...averaged 46.0 yards on two punts at Syracuse...averaged 42.2 yards on five punts against Notre Dame, including a 54-yarder with the game tied at the end of the third quarter...was outstanding at Louisville, placing three of his four punts inside the 20 and averaging 45.2 yards...kept FSU in the game early with back-to-back punts of 53 and 54 yards against the Cardinals in the first quarter...punted twice for an average of 49.0 yards against Boston College...had a crucial 43-yard punt downed at the Georgia Tech 3-yard line with three minutes remaining in the fourth quarter of the ACC Championship Game...none of his punts were blocked in 2014.



2013: Seminoles starting punter the last two seasons...improved his average by nearly three yards this year (38.3 to 41.1)...only surrendered two touchbacks in 2013 and four in his career...12 of his 42 punts were downed inside the 20-yard line...best game came versus Duke in the ACC Championship where he had a career long 59 yard punt and two of his four punts downed inside the 20 while playing in his hometown of Charlotte...tied a career high with six punts, with two downed inside the 20, at Wake Forest...matched career high with six punts for a career high 257 yards (42.8 average) versus Auburn in the BCS National Championship Game including a 55-yard punt...had six punts of 50 yards or more...did not have a punt blocked.

2012: Played in all 14 games as a freshman...only eight of his 47 punts were returned for a total of 87 yards...23 of his 47 punts were placed inside the 20-yard line...downed nine punts inside the 10-yard line...only recorded two touchbacks on the season...posted a career-long 54 yard punt against Florida...averaged 38.3 yards per punt on the season...FSU's defense only had to make five tackles on his 49 punts as either the punt was out of bounds, downed, fair caught or the receiver ran out of bounds...helped FSU's defense as teams scored only 20.4 percent of the time following a Beatty punt (10-49 with five TD's and five FG's)...five of those scoring drives were of 60+ yards and seven were of 50+ yards.

PERSONAL: Started his high school career as a quarterback before picking up punting as a junior in 2010 and excelling

CAREER STATS

YR.	G	PUNTS	YDS	AVG	LG	TB	FC	I-20	BLK
2012	14	47	1798	38.3	54	2	23	23	2
2013	14	42	1725	41.1	59	2	12	12	0
2014	14	48	1966	41.0	67	2	22	15	0
2015	13	61	2756	45.2	64	4	22	23	0
TOT	55	198	8245	41.6	67	10	79	73	2

BEATTY'S CAREER HIGHS

Punts	8, Clemson 2014
Yards	366, at Boston College 2015
Average (min. 2)	52.3 (7-366), at Boston College 2015
Long	67, Virginia 2014

at that position...earned first team All-Mecklenburg County honors by the Charlotte Observer as a senior while averaging 43.1 yards per punt on 32 attempts and hitting four punts longer than 60 yards...named MEGA 7 3A/4A all-conference by the Charlotte Observer...named more than 800 yards as a junior quarterback but shined that season as a punter averaging 43.5 yards per attempt on his way to All-Mecklenburg County second team honors by the Charlotte Observer...rated the No. 3 punter nationally by kicking guru Chris Sailer of California...two-star prospect by Rivals, a three-star prospect by ESPN and Scout...ranked the No. 4 punter nationally by Scout.com and No. 5 punter nationally by 247Sports...has an older brother, Lucas, who played quarterback at Gardner-Webb in Boiling Springs, N.C...majoring in information technology.



DB | LAMARCUS BRUTUS | 42

6-0 | 207 | Redshirt Senior
 Port St. Lucie, Fla. | Treasure Coast

CAREER HONORS

2015 ALL-ACC HONORABLE MENTION (MEDIA)

2015: Fifth-year senior who emerged during his junior season and worked his way into the starting lineup at free safety in his final season at Florida State...started all 13 games as one of the veteran leaders on the defensive side of the ball...had a team-high three interceptions on the year, including one at Georgia Tech that was returned 57 yards and led to the only Seminole touchdown of the game...three INTs tied for seventh-most in the ACC, while his 94 return yards led the conference...voted Honorable Mention All-ACC by the media...finished third on the team in total tackles with 68 stops (46 solo), second only to freshman All-American Derwin James in unassisted tackles (52)...collected a crucial interception in a 14-0 shutout of Boston College...recorded a career-high nine tackles in the Chick-fil-A Peach Bowl against Houston...set a then-career high with seven tackles in the opener vs. Texas State, later matched that number against No. 1 Clemson, NC State and Florida...also had a 37-yard interception return against Chattanooga on Senior Day in his final home game...finished his career with five interceptions, three other pass breakups and 99 total tackles...was named one of four permanent captains in 2015 at the end of the year banquet...tallied five tackles for the American Team in the Tropic Bowl All-Star game in January (2016).



2014: Fourth-year junior emerged as a productive reserve in the secondary, appearing in all 14 games...played as a safety in FSU's dime package...finished with 15 tackles, two interceptions and a pass breakup...his first career interception came in the second quarter off Florida's Treon Harris and led to an FSU TD for a 21-9 lead...picked off Georgia Tech's Justin Thomas in the fourth quarter with 3:22 to play in the ACC Championship Game...had multiple tackles against NC State, Notre Dame, Louisville, Virginia and Boston College.

2013: Redshirt sophomore saw action in 11 of FSU's 14 games as a backup defensive back and special teams contributor...continues to expand his role with the Seminoles after a redshirt season in 2011 and six games played and no stats in 2012...had two tackles and broke up a pass at Wake Forest...set a new career high with six tackles - all solo - against Syracuse...made his first career tackle for loss at Florida...registered 16 tackles and a pass breakup on the season.

2012: Redshirt freshman defensive back who played in six games mainly on special teams on the kickoff coverage team...also saw time as a reserve safety late in games

against Murray State, Savannah State, Wake Forest, Boston College, Duke and Maryland.

2011: Redshirt season...earned one of six freshman academic awards at the team's annual banquet for his work in the classroom.

PERSONAL: Three-star prospect by both Rivals.com and Scout.com and ranked as the No. 47 safety by Rivals.com and No. 33 by Scout.com...rated a three-star prospect by 247Sports...rated the No. 14 safety by ESPN...First Team All-Area defensive back honors by TCPalm...recorded 104 tackles, two fumble recoveries, two forced fumbles, six interceptions and blocked two field goals as a senior...No. 62 on Bill Buchalter's Florida Top 100 for the Orlando Sentinel...member of the Florida Times-Union's Super 75 where he was rated as the No. 9 safety...chosen by ESPN760 as the No. 7 player to watch in Palm Beach County and the Treasure Coast...No. 24 on the SuperPrep Florida 110...born February 10, 1993...majoring in social science.

CAREER STATS

YR.	G	UA	A	TOT	TFL-YDS	PBU	FF	FR	INT	SACKS
2012	6	0	0	0	0.0-0	0	0	0	0	0.0-0
2013	11	14	2	16	1.0-3	1	0	0	0	0.0-0
2014	14	7	8	15	0.0-0	1	0	0	2	0.0-0
2015	13	46	22	68	0.0-0	1	0	0	3	0.0-0
TOT	44	67	32	99	1.0-3	3	0	0	5	0.0-0

BRUTUS' CAREER HIGHS

Tackles	9, vs. Houston 2015
Tackles for Loss	1.0, at Florida 2013
Interceptions	1 (five times), last Chattanooga 2015



DB | JAVIEN ELLIOTT | 14

5-11 | 176 | Redshirt Senior
Panama City, Fla. | Rutherford

CAREER HONORS

2015 BURLSWORTH TROPHY NOMINEE

2015: Former walk-on that earned a scholarship prior to the start of season and saw significant action on the year... played in 12 games...finished with 37 tackles (29 solo), one sack (at Florida) and 4.0 TFLs... recorded his only career interception against Louisville...also forced two fumbles on the season...nominated for the Burlsworth Trophy, given to the nation's top player that began his career as a walk-on...made starts in the final six games at the star position, including road games at No. 1 Clemson and No. 10 Florida... had a career-high eight tackles, 2.0 TFL and a forced fumble vs. NC State...also had eight tackles along with a pass break-up in the Chick-fil-A Peach Bowl against Houston.

CAREER STATS

YR.	G	UA	A	TOT	TFL-YDS	PBU	FF	FR	INT	SACKS
2015	12	29	8	37	4.0-17	3	2	0	1	1.0-6
TOT	12	29	8	37	4.0-17	3	2	0	1	1.0-6

ELLIOTT'S CAREER HIGHS

Tackles	8 (twice), last vs. Houston 2015
Tackles for Loss	2.0, NC State 2015
Sacks	1.0, at Florida 2015
Pass Break-Ups	1 (three times), last vs. Houston 2015
Interceptions	1, Louisville 2015





DB | TYLER HUNTER | 1

5-11 | 198 | Redshirt Senior
Valdosta, Ga. | Lowndes County

2015: Fifth-year senior that played in 12 games...finished the season with 25 tackles (11 solo), 0.5 TFL, and a fumble recovery...had a game-sealing interception on Oct. 3 at Wake Forest, the sixth INT of his career...the pick came in the end zone in the waning minutes of the game...started one game at the star position against Miami and recorded a season-high eight tackles...tallied five tackles in the season opener against Texas State and three against Louisville...recovered a fumble on Senior Day against Chattanooga...finished his Florida State career with 128 tackles (86 solo), 3.0 TFLs, 11 PBU, two fumble recoveries and six interceptions...played at cornerback, safety, and star throughout his career...had a knack for game-ending interceptions, as he pulled down three in his career (2012 at Virginia Tech, 2014 at Syracuse and 2015 at Wake Forest).

2014: Rebounded from a career-threatening neck injury suffered early in the 2013 season to start all 14 games in 2014...team leader who was considered the quarterback of the defense from his strong safety position...totaled 65 tackles - sixth-most on the Seminoles...ranked third on the team with seven pass breakups...added 2.5 tackles for loss, one fumble recovery and one interception...set single-game high with 10 tackles at NC State...had six solo stops versus Notre Dame...his interception at Syracuse ended the Orange's final drive...recovered Clive Walford's fumble on the Hurricane's first play from scrimmage during FSU win at Miami...made multiple tackles 13 games...opened the season

with six stops against Oklahoma State...made five tackles versus Clemson, Wake Forest, Louisville and Miami...capped the season by making five tackles against Oregon in the Rose Bowl.

2013: Missed final 11 games of the season with a neck injury...started the first three games of the year at safety...posted a new career high with five tackles in the season opener against Pitt...returned an interception 27 yards and had two pass break-ups against Nevada.

2012: Nickel back who played in all 14 games and made three starts...starts came against Boston College, Duke and Florida...tied with All-ACC first team defensive back Xavier Rhodes for the team lead with three interceptions...tied for eighth in the ACC in interceptions...had a monster game in FSU's road win on a Thursday night at Virginia Tech recording a career high four tackles and two interceptions, including one that sealed the win for FSU...first Seminole to pick off two passes in a game since Greg Reid did it versus Virginia in 2010...Hunter's first career interception came against Miami in another big Seminole ACC road win...returned his interception against the Canes for 37 yards, the second longest interception return by a Seminole on the year...second on the team behind Rhodes for tackles by a cornerback despite making just three starts...also returned eight punts on the season and averaged 15.8 yards per return...posted a career-high five punt returns for 122 yards against Duke which included a 75-yard return for a touchdown, which was the first of his career and tied for the ninth longest at FSU.



respected Lowndes County coach Randy McPherson... Hunter has run a 4.50 40 and boasts a 4.33 shuttle time... he chose the Seminoles over offers from Florida, Louisville, Mississippi State and Tennessee...born March 24, 1993... majoring in social science.

CAREER STATS

DEFENSE										
YR.	G	UA	A	TOT	TFL-YDS	PBU	FF	FR	INT	SACKS
2011	11	1	2	3	0.0-0	0	0	0	0	0.0-0
2012	14	19	7	26	0.0-0	2	0	0	3	0.0-0
2013	3	7	1	8	0.0-0	2	0	0	1	0.0-0
2014	14	48	17	65	2.5-10	7	0	1	1	1.0-9
2015	12	11	15	26	0.5-0	0	0	1	1	0.0-0
TOT	54	86	42	128	3.0-10	11	0	2	6	1.0-9

PUNT RETURNS							
YR.	G	RET	YDS	AVG	TD	LG	AVG/G
2012	14	8	126	15.8	1	75	9.0

HUNTER'S CAREER HIGHS DEFENSE	
Tackles	10, at NC State 2014
Interceptions	2, at Virginia Tech 2012
Tackles for Loss	1.0 (twice), last Boston College 2014
Sacks	1.0, Virginia 2014
Fumbles Forced	1, at Miami 2014

HUNTER'S CAREER HIGH PUNT RETURNS	
Returns	5, Duke 2012
Yards	122, Duke 2012
Longest Return	75, Duke 2012
TD	1, Duke 2012
Longest TD	75, Duke 2012

2011: Played in 11 games primarily on special teams as a true freshman...tallied three tackles, one each against ULM, Charleston Southern and Boston College.

PERSONAL: Was fourth member of the Lowndes County High School football team to commit to Florida State in two-year span, joining Greg Reid, Gerald Demps and Telvin Smith...ranked No. 116 in the ESPN 150 and the No. 10 safety...rated the No. 33 safety by Rivals.com and the No. 43 safety by Scout.com...earned a three-star rating from 247Sports...No. 39 on the SuperPrep Georgia 83...No. 34 on the Atlanta Journal Constitution's Top 50 Recruits... his father, Brice Hunter, was a receiver and a University of Georgia legend before his untimely death in 2004...the elder Hunter was the Bulldogs' top receiver in the early 1990s and still ranks among the school's career leaders in several offensive categories...he played for highly-



DL | NILE LAWRENCE-STAMPLE | 99

6-1 | 302 | Redshirt Senior
Fort Lauderdale, Fla. | Nova

CAREER HONORS

- 2015 ALL-ACC FIRST TEAM (COACHES)
- 2015 ALL-ACC SECOND TEAM (MEDIA)

2015: Started 12 games in 2015, including the first eight to open the season...a disruptive force in the middle of the defense that finished with career-highs in tackles (36), TFL (3.5) and sacks (2.5)...voted All-ACC First Team by the coaches and Second Team by the media...set a career-high with six tackles in his final regular season game at Florida...tallied four tackles and one sack vs. Louisville...five tackles at Boston College and at Georgia Tech...recorded a career-high 1.5 TFL at Boston College...added three tackles in his final game as a Seminole against Houston in the Chick-fil-A Peach Bowl...a four-time game captain (Boston College, Syracuse, Chattanooga and Florida)...finished his Seminole career with 71 tackles, 2.5 sacks, 6.5 TFLs, a pass break-up and a blocked kick...helped anchor a top-10 scoring defense for the Seminoles in 2015...participated in the East-West Shrine game in January (2016).

2014: Began season as starting nose tackle before suffering a pectoral muscle injury against Clemson...finished the game against the Tigers...was expected to be done for the season with the injury, but returned to practice in the weeks leading up to the Rose Bowl...played several series against Oregon, recording one tackle and blocking an extra point in the third quarter...appeared in four games with two starts...finished with 10 tackles, including a half-tackle for loss versus Clemson.

2013: Started at defensive tackle next to All-American Timmy Jernigan...made six starts this season including versus Florida and Duke...played in 13 games...set career-bests for tackles (15) and TFL (1.5)...made his first career start at Pitt on Sept. 2...recorded a season-high three tackles at Boston College on Sept. 28...tied a season high with three tackles - including 1.0 TFL - against Maryland...had one tackle versus Auburn in the BCS National Championship Game...key member of nation's No. 1 scoring defense (12.1 ppg), third-ranked total defense (281.4 ypg) and 18th-best run defense (124.8).

2012: Redshirt freshman who played in eight games for the Seminoles...totalled 10 tackles (four unassisted) and added a tackle for a loss...registered a career-high four tackles in the win over Boston College...added two tackles in the win over Wake Forest...had half tackles for loss against Wake Forest and Maryland.

2011: Redshirt season.



PERSONAL: A four-year starter in high school who played middle linebacker as a junior before moving to defensive tackle as a senior...despite playing defensive tackle for the first time in his life as a senior, became a dominating presence on the Nova defensive line, regularly drawing double- and occasionally triple-team attention...finished the 2010 campaign with 47 tackles, six sacks and a forced fumble...four-star prospect who was ranked the No. 29 defensive tackle by Rivals.com...rated a four-star prospect and the No. 14 defensive tackle by 247Sports...three-star prospect by Scout.com who was the No. 37 defensive tackle...named First Team All-Broward County by the Sun Sentinel as a senior...No. 80 on Bill Buchalter's 2011 Florida Top 100 for the Orlando Sentinel...No. 71 on the SuperPrep Florida 110...was a big hit at a Miami combine with a 4.9 in the 40-yard dash...All-Broward County First Team by The Miami Herald as a senior...member of the Florida Times-Union's Florida Super 75 where he was rated as the No. 3 defensive tackle...No. 146 on the ESPN 150 and rated the No. 13 overall defensive tackle...coached by Bill Hobbs...as a junior middle linebacker at Nova, registered over 100 tackles...born July 14, 1992...majoring in social science.

CAREER STATS

YR.	G	UA	A	TOT	TFL-YDS	PBU	FF	FR	INT	SACKS
2012	8	4	6	10	1.0-2	0	0	0	0	0.0-0
2013	13	8	7	15	1.5-2	0	0	0	0	0.0-0
2014	4	4	6	10	0.5-0	0	0	0	0	0.0-0
2015	13	23	13	36	3.5-20	1	0	0	0	2.5-18
TOT	38	39	32	71	6.5-24	1	0	0	0	2.5-18

LAWRENCE-STAMPLE'S CAREER HIGHS

Tackles	6, at Florida 2015
Tackles for Loss	1.5, at Boston College 2015
Sacks	1.0 (twice), last Louisville 2015



DL | DERRICK MITCHELL, JR. | 11

6-4 | 305 | Redshirt Senior
Jacksonville, Fla. | First Coast

2015: Notched six tackles, one pass breakup and two quarterback hurries in eight games before missing the final five games with a back injury in his redshirt senior season...recorded a season-high two tackles against USF and Syracuse...graduated with a sport management degree in the spring of 2015...game captain against Wake Forest... finished his Florida State career with 33 tackles, 2.0 TFL, 3 PBU, one fumble recovery and one sack...started 10 games in 2014 and made 27 appearances in his career.


2014: Valuable member of interior defensive front who appeared in 12 games with 10 starts, including the final eight games...finished the season with 20 tackles to go along with two pass break-ups, one sack and a fumble recovery...recorded career-high four tackles against The Citadel, which he matched in home finale against Florida... had multiple tackles in five games...made three solo stops at Miami and had three tackles against Boston College... had one stop against both Georgia Tech in the ACC Championship Game and Oregon in the Rose Bowl...breakthrough campaign came after battling injuries early in his career.

2013: Redshirt sophomore showed potential in his first season on the field after a redshirt in 2011 and missing all of 2012 with a back injury...played in eight games providing depth along the defensive line...matched his career high of two tackles and had his first TFL and sack against Idaho... finished season with seven tackles, including a sack.

2012: Sat out the season after recovering from a back injury.

2011: Redshirt season...recognized for his work in the classroom with one of six freshman academic awards at the annual team banquet.

PERSONAL: A quick defensive tackle, listed as a four-star prospect by Scout.com and a three-star prospect by Rivals.com...considered to have great hips and an outstanding first step...ranked as the No. 20 defensive tackle and the No. 233 player nationally by Rivals.com and the No. 28 defensive tackle by Scout.com...rated a four-star prospect and the No. 7 defensive tackle and the No. 98 player nationally by 247Sports...a standout at First Coast High School...First Team All-First Coast defensive lineman by Florida Times-Union as a senior...posted stunning numbers



with 17.5 sacks and 89 tackles, including 42 for loss, while forcing four fumbles...named second team 5A All-State as a junior when he helped his team reach the state playoffs... No. 97 on Bill Buchalter's 2011 Florida Top 100 for the Orlando Sentinel...member of the Florida Times-Union's Super 75 where he was rated as the No. 4 defensive tackle in the state...rated the No. 18 overall defensive tackle by ESPN...rated No. 45 in the Gainesville Sun's top 50 seniors list for the state of Florida...No. 26 on the SuperPrep Florida 110...Mitchell's father, also named Derrick Mitchell, lettered in basketball for the Seminoles in 1988 and 1989... born February 1, 1993...graduated with a degree in sport management in spring 2015.

CAREER STATS

YR.	G	UA	A	TOT	TFL-YDS	PBU	FF	FR	INT	SACKS
2013	7	5	2	7	1.0-5	0	0	0	0	1.0-5
2014	12	6	14	20	1.0-2	2	0	1	0	0.0-0
2015	8	1	5	6	0.0-0	1	0	0	0	0.0-0
TOT	27	12	21	33	2.0-7	3	0	1	0	1.0-5

MITCHELL'S CAREER HIGHS

Tackles	4 (twice), last Florida 2014
Tackles for Loss	1.0, Idaho 2013
Sacks	1.0, Idaho 2013



DL | GIORGIO NEWBERRY | 4

6-6 | 295 | Redshirt Senior
Fort Pierce, Fla. | Fort Pierce Central

2015: One of the most improved player on the team, the fifth-year senior played in all 13 games at defensive end and defensive tackle...finished the season with 21 tackles, two sacks, three TFLs, and six pass break-ups...also had three additional quarterback hurries...his six PBUs were the most by any ACC defensive lineman...had two pass break-ups against FSU's biggest rivals, Florida and Miami...against Miami, both PBUs came on the game's final drive, including the final pass, to seal the 29-24 win...first sack of his career came against USF...set a career-high with four tackles at Wake Forest...helped anchor a top-10 scoring defense for the Seminoles...finished his career with 36 tackles, two sacks, three TFLs, and eight PBUs over 99 career games...registered a sack and fumble recovery for the American Team in the Tropic Bowl All-Star game in January (2016).

2014: Appeared in all 14 games in 2014 as a reserve defensive lineman and on special teams as the up-back on the punt team...had timely fumble recovery at NC State with FSU clinging to a 49-38 lead in the fourth quarter...had two tackles on the season, making one stop against both Wake Forest and Syracuse...consummate team player who began his career at defensive end before moving to tight end and then to defensive tackle.

2013: Moved to defensive tackle this spring, but was a backup tight end in 2013...saw significant action as up-back on the punt team and in two-tight end sets...played in all 14 games, including one start against Boston College...did not make a catch...played defensive end in 2012, making 13 tackles.

2012: Freshman defensive end who saw action in 12 games this season...totaled 13 tackles for the Seminoles...recorded at least one tackle in his first six games of the season...had four solo tackles for the season...recovered a fumble in the third quarter as well as forced a fumble in the fourth quarter of the season opening game against Murray State.

2011: Redshirt season.



PERSONAL: A four-star defensive end out of Fort Pierce Central, who enjoyed a stellar senior season recording 83 tackles, 14 tackles for loss and eight sacks...ranked the No. 10 strongside defensive end by Rivals.com and No. 18 defensive end by Scout.com...rated a four-star prospect by 247Sports...named first team All-Area defensive end by TC-Palm...finished his junior season with 40 tackles and three sacks while also garnering first team All-Area honors...No. 17 on Bill Buchalter's Florida Top 100 for the Orlando Sentinel...member of the Florida Times-Union's Super 75 where he was rated as the No. 3 defensive end...No. 54 on the Sporting News Top 100...No. 27 on the ESPN 150 and No. 3 overall athlete...selected to the Under Armour All-American team...played right tackle, left tackle and even some center in high school and did the same in the Under Armour All-American game despite being projected to play defense in college...No. 67 on Tom Lemming's MaxPreps.com Top 100...rated No. 25 in the Gainesville Sun's top 50 seniors list for the state of Florida...No. 19 on the SuperPrep Florida 110...chosen by ESPN760 as the No. 3 player in the 10 players to watch in Palm Beach County and the Treasure Coast...coached by Chris Hutchings...born November 26, 1991...majoring in social science.

CAREER STATS

YR.	G	UA	A	TOT	TFL-YDS	PBU	FF	FR	INT	SACKS
2012	13	4	9	13	0.0-0	2	1	1	0	0.0-0
2013	14	0	0	0	0.0-0	0	0	0	0	0.0-0
[PLAYED TIGHT END]										
2014	14	1	1	2	0.0-0	0	0	1	0	0.0-0
2015	13	10	11	21	3.0-7	6	0	0	0	2.0-6
TOT	54	15	21	36	3.0-7	8	1	2	0	2.0-6

NEWBERRY'S CAREER HIGHS

Tackles	4, at Wake Forest 2015
Tackles for Loss	1.0 (twice), last USF 2015
Pass Breakups	2 (twice), last at Florida 2015



LB | REGGIE NORTHRUP | 5

6-1 | 231 | Senior
Jacksonville, Fla. | First Coast

CAREER HONORS

2015 ALL-ACC SECOND TEAM (MEDIA)
2015 ALL-ACC THIRD TEAM (COACHES)

2015 BUTKUS AWARD & LOMBARDI AWARD WATCH LIST
2014 ALL-ACC THIRD TEAM (MEDIA/COACHES)

2015: Played in all 13 games with 11 starts - an impressive accomplishment after suffering an ACL injury against Oregon in the inaugural College Football Playoff semifinal game in the Rose Bowl...led the team in tackles for the second consecutive year finishing his senior season with 94...ranked 12th in the ACC in tackles...also finished t-12th in the league in tackles per game at 7.2...added five quarterback hurries, three pass breakups and one TFL...two of his three pass break-ups came in the regular season finale at Florida...recorded a career-high 14 tackles and 1.0 TFL at No. 1 Clemson...achieved three double-digit tackle games including 10 at Wake Forest, 12 against Syracuse and 14 on the road against the No. 1 ranked Tigers...closed out the season with seven tackles in the Chick-fil-A Peach Bowl against Houston...registered seven or more tackles in six of the 13 games he played...led the team in tackles three times (Syracuse, Clemson and Florida)...finished his career with 272 tackles over 54 games...served as team captain for the final three regular season games (NC State, Chattanooga and Florida)...played in the NFLPA Collegiate Bowl in January (2016).

2014: First-year starter led Florida State with 122 tackles and captured All-ACC Third Team honors from the media and coaches...recorded the most tackles by a Seminole in 12 years - since Kendlil Pope's 133 stops in 2002...ranked fourth in the ACC in total tackles and seventh in tackles per game (8.7)...two-time ACC Linebacker of the Week who started all 14 games...eclipsed 10 tackles six times, with a career-high 13 at Miami...made 12 tackles in the ACC Championship win over Georgia Tech...also made double-digit stops versus The Citadel (10), NC State (10) and Florida (11)...had nine tackles against Oregon in the Rose Bowl before injuring his knee...first career interception sealed 42-31 win at Louisville, where he had 12 tackles to earn his second ACC Linebacker of the Week honor...had a 31-yard "scoop-and-score" fumble recovery touchdown on a fumble he forced versus Wake Forest...added eight tackles against the Demon Deacons en route to his first conference weekly accolade...will miss spring practice after undergoing surgery to repair the anterior cruciate ligament in his left knee in January.

2013: Back-up linebacker who played in all 14 games and saw action on special teams as a starter on the kickoff coverage and punt coverage units...eighth on the team with 46 tackles despite not starting a game...set new career high with a team-leading 11 tackles and a QB hurry against Syracuse...tallied five tackles against Bethune-Cookman...made



three tackles - including 1.0 TFL - against Maryland...tied a career high with six tackles against NC State...led the team with eight tackles, including 0.5 TFL, at Wake Forest.

2012: Freshman linebacker that played in 12 games for the Seminoles...posted 10 tackles on the season...had a career day against Boston College with six total tackles (four solo)...he also recorded a tackle for loss in the fourth quarter against the Eagles...also a key contributor on kickoff and punt return coverage teams.

PERSONAL: Four-star linebacker with exceptional athleticism who continued the pipeline from First Coast High School to FSU...analysts had been impressed with his ability to make plays all over the field consistently locating runners and tackling them to the ground...rated a four-star linebacker by Rivals, Scout, 247Sports and ESPN...Rivals had him as the No. 30 linebacker and No. 40 player in Florida...No. 35 outside linebacker and No. 37 player in state of Florida by 247Sports...ranked as the No. 28 linebacker, No. 42 overall player in Florida by ESPN...listed as the No. 112 prospect on the Mobile Register's Super Southeast 120...earned Florida Times-Union All-First Coast Defensive Player

of the Year honors as a senior recording 165 tackles, including 39.5 behind the line in leading the Buccaneers to the Class 7A championship game and a 13-win season...named to the 2011 Times-Union Super 24...as a junior, finished with 110 tackles, eight sacks, two forced fumbles and one fumble recovery for a touchdown...selected FSU after once being a verbal commit to Miami...born October 17, 1993...majoring in social science.

CAREER STATS

YR.	G	UA	A	TOT	TFL-YDS	PBU	FF	FR	INT	SACKS
2012	13	5	5	10	1.0-1	0	0	0	0	0.0-0
2013	14	22	24	46	2.5-4	1	0	0	0	0.0-0
2014	14	61	61	122	4.0-7	1	1	1	1	1.0-1
2015	13	45	49	94	1.0-4	3	0	0	0	0.0-0
TOT	54	133	139	272	8.5-16	5	1	1	1	1.0-1

NORTHRUP'S CAREER HIGHS

Tackles	14, at Clemson 2015
Tackles for Loss	1.0 (seven times), last at Clemson 2015
Sacks	1.0, at Syracuse 2014
Pass Breakups	2, at Florida 2015



LB | LORENZO PHILLIPS | 35

6-2 | 225 | Senior

Patterson, La. | Patterson | East Mississippi CC

2015: Played in 12 games, both on special teams and in reserve at the linebacker position...finished the season with 11 tackles and 1.5 tackles for loss... one TFL came in his FSU debut in the season opener against Texas State...shared a TFL against Chattanooga...had season-high four tackles in each of those games.

PERSONAL: Four-star linebacker rated as one of the top three junior college linebackers in the country and one of the Top 25 overall junior college players nationally... Helped lead East Mississippi Community College to the NJCAA football national championship and a perfect 12-0 season... ranked fourth among NJCAA defenders and led East Mississippi Community College in 2014 with a team-high 14 sacks and 18.5 tackles for loss while ranking fourth on the team in tackles with 46 (35 solo)...also added two fumble recoveries for touchdowns and two forced fumbles for a team that lead the nation in scoring defense by allowing 7.6 points per game...named first team NJCAA All-America and NJCAA All-Region...originally signed with LSU out of Patterson (La.) High School in 2012...while at Patterson, finished with 52 tackles, 22 tackles for a loss and 12 sacks as a senior...tallied 73 tackles and 23 tackles for a loss during his junior season...a four-star prospect across the board who helped lead Patterson to an undefeated regular season in 2011 and was a member of the ESPNU 150... ranked the No. 24 linebacker in the country by Scout.com and No. 29 by Rivals.com ... A member of the Top 247 by 247sports.com...ranked fourth in the ESPNU



Top Louisiana Recruits...ranked No. 9 in Louisiana by 247sports.com...named a Times Picayune Blue-Chip recruit...earned 2010 class 3A All-State first-team

defense honors...selected FSU over offers from Ole Miss, Alabama and Georgia among others.

CAREER STATS

YR.	G	UA	A	TOT	TFL-YDS	PBU	FF	FR	INT	SACKS
2015	12	7	4	11	1.5-3	0	0	0	0	0.0-0
TOT	12	7	4	11	1.5-3	0	0	0	0	0.0-0

PHILLIPS' CAREER HIGHS

Tackles	4 (twice), last Chattanooga 2015
Tackles for Loss	1.0, Texas State 2015



DB | JALEN RAMSEY | 8

6-1 | 202 | Junior
Smyrna, Tenn. | Brentwood Academy

2015: Became Florida State's 36th consensus All-American...started all 13 games at boundary cornerback while also returning kickoffs...finished the season with 52 tackles, four TFLs, one sack, one fumble recovery and a team-high 10 pass break-ups...his 36-yard fumble recovery for a touchdown against Boston College was the Seminoles lone defensive touchdown of the season and helped seal FSU's first road victory of the season...a Thorpe Award, Bednarik Trophy and Lott IMPACT Trophy semifinalist...named ACC Defensive Back of the Week twice after spectacular performances against USF and Boston College...at No. 1 Clemson, tallied nine tackles, a pass break-up and a sack...returned two kickoffs for 54 yards and one punt for six yards...led the FSU defense to a top-10 finish in total defense, a top-15 finish in pass efficiency defense, and top-25 finish in passing yards allowed...finished his career with 180 tackles (119 solo), 15.5 TFLs, five sacks, three forced fumbles, two fumble recoveries and 23 pass break-ups to go along with three interceptions...started all 41 games in his three years at Florida State...decided to forego his final year of eligibility in 2016 and declare for the NFL Draft...was named the team's Defensive MVP, along with DeMarcus Walker, at the end of the year banquet and one of four permanent captains in 2015.

2015 FSU TRACK AND FIELD: Won the ACC long jump title at the outdoor and indoor championships...won the conference outdoor title with a leap of 26-1.5 (7.96m) and also ran lead-off leg on ACC Outdoor champion 4x100 relay (39.28)...added a seventh-place finish in 100 (10.61w)...finished 14th at the NCAA Outdoor Championships in the long jump after collecting fourth-place at the NCAA Indoor Championships with a personal-best mark of 26-1.75.

2014: Dominant and versatile All-American who established himself as one of the nation's top defensive backs in 2014...started all 14 games at the Star position in the secondary, pushing his streak to 28 career starts...captured several All-America honors in addition to All-ACC First Team accolades...ranked fourth among Noles with 79 tackles and second in tackles for loss (9.5)...tied for second on the Noles with 3.0 TFLs...team leader with 12 pass break-ups to go along with two interceptions...ranked second in the ACC with 12 total PBU's and fifth in passes defended per game (1.00)...forced two fumbles...earned three national defensive player of the week honors for his performance at Miami where he registered three tackles, a tackle for loss, forced a fumble on the Hurricanes' first offensive play, broke up four passes, blocked a kick and sealed the win with an interception...opened the year with a career-high 12 tackles against Oklahoma State...had a 27-yard intercep-



2015 HONORS

- CONSENSUS ALL-AMERICAN
- AFCA ALL-AMERICA FIRST TEAM
- ESPN.COM ALL-AMERICAN FIRST TEAM
- WALTER CAMP ALL-AMERICA FIRST TEAM
- AP ALL-AMERICA SECOND TEAM
- CBSSPORTS ALL-AMERICA SECOND TEAM
- FWAA ALL-AMERICA SECOND TEAM
- SI.COM ALL-AMERICA SECOND TEAM
- SPORTING NEWS ALL-AMERICA SECOND TEAM
- USA TODAY ALL-AMERICA SECOND TEAM
- ALL-ACC FIRST TEAM (COACHES AND MEDIA)
- BEDNARIK & THORPE AWARD SEMIFINALIST
- LOTT IMPACT TROPHY SEMIFINALIST
- SI.COM MIDSEASON ALL-AMERICA SECOND TEAM
- BEDNARIK & THORPE AWARD WATCH LIST
- NAGURSKI TROPHY WATCH LIST

2014 HONORS

- ALL-ACC FIRST TEAM (MEDIA/COACHES)
- USA TODAY ALL-AMERICA FIRST TEAM
- SCOUT.COM ALL AMERICA FIRST TEAM
- AP ALL-AMERICA SECOND TEAM
- FWAA ALL-AMERICA SECOND TEAM
- SPORTS ILLUSTRATED ALL-AMERICA SECOND TEAM
- SPORTING NEWS ALL-AMERICA SECOND TEAM

2013 HONORS

- COLLEGE FOOTBALL NEWS FRESHMAN ALL-AMERICA FIRST TEAM
- CAMPUSINSIDERS.COM FRESHMAN ALL-AMERICAN FIRST TEAM
- 247SPORTS.COM TRUE FRESHMAN ALL-AMERICA FIRST TEAM
- FWAA FRESHMEN ALL-AMERICA FIRST TEAM

tion return at Syracuse on the Orange's first drive...made six tackles at Louisville and had eight stops, including 1.5 TFLs, against Boston College...made two TFLs versus Virginia... had eight stops and two TFLs versus The Citadel and nine tackles with 1.5 TFLs at NC State...had four tackles and recorded a pass breakup against Oregon in the Rose Bowl.

2014 FSU TRACK AND FIELD: Three-time All-ACC honoree as a member of the Florida State Indoor and Outdoor championship track and field team...placed third in the long jump at both the indoor and outdoor ACC Track and Field Championships and ran a leg on the conference champion 4x100 relay team at the outdoor meet...best outdoor long jump mark was 25-0 (7.62m) and his top indoor jump was 24-11 (7.59m), which ranked No. 2 nationally among NCAA Division I football players...qualified for the NCAA East Preliminary meet in the long jump.

2013: One of the country's top freshmen who started all 14 games for the Seminoles third-ranked defense (281.4) and the nation's top pass defense (156.6) as a cornerback and free safety...made his first career start at Pitt on Sept. 2, becoming the first true freshman to start at cornerback since Deion Sanders in 1985...started first three games of the season at cornerback before moving to safety following Tyler Hunter's injury...hard-hitting playmaker ranked seventh on the Seminoles with 49 tackles...led FSU with 27 tackles on passing plays...grabbed an interception at Pitt which helped set up FSU's first touchdown of the season... had five tackles against Nevada...had first career sack versus Bethune-Cookman...recorded a career-high seven tackles - all solo tackles - at Boston College on Sept 28... registered six tackles at Clemson...recovered a fumble and returned it 23 yards for a touchdown at Wake Forest...recorded three tackles and a TFL in the Seminoles win over Duke in the ACC Championship Game...tallied five tackles in the BCS National Championship Game against Auburn... captured several Freshman All-America honors, including recognition from the FWAA.



PERSONAL: Ranked as one of the top athletes in the nation at either wide receiver or corner...rated a five star prospect by both Rivals and Scout and a four-star recruit according to ESPN and 247Sports...US Army All-American...invited to "The Opening" on the Nike campus...ranked No. 10 on the Rivals 100, No. 14 on the ESPN 150 and No. 39 on the Top247... consensus top 5 selection at CB...listed No. 2 by Scout, No. 3 by Rivals, No. 4 by ESPN and No. 5 by 247Sports...the consensus top recruit coming out of Tennessee in 2013...sat out his sophomore season due to transfer rules but put up big numbers on offense and defense in 2011 and 2012...registered 95 tackles, four TFL, three INT, 10 PBU, two fumble recoveries and five forced fumbles...in 2012 he hauled in 31 passes for 676 yards and nine TDs...also rushed five times for 85 yards...ESPN listed Ramsey with a 4.54 time in the 40, a 40.9-inch vertical and a 130.32 SPARQ rating...committed to USC but chose FSU over the Trojans, Florida, Alabama, Oregon, Miami and more than 20 other schools...majoring in social science.

CAREER STATS										
YR.	G	UA	A	TOT	TFL-YDS	PBU	FF	FR	INT	SACKS
2013	14	37	12	49	2.0-18	1	1	1	1	1.0-12
2014	14	45	34	79	9.5-47	12	2	0	2	3.0-32
2015	13	37	15	52	3.5-8	10	0	1	0	1.0-2
TOT	41	119	61	180	15.0-73	23	3	2	3	5.0-46

RAMSEY'S CAREER HIGHS	
Tackles	12, vs. Oklahoma State 2014
Tackles for Loss	2.0 (three times), last vs. Houston 2015
Sacks	1.0 (five times), last at Clemson 2015
Interceptions	1 (three times), last at Miami 2014
Fumble Recoveries	1 (twice), last at Boston College 2015
Pass Breakups	4, at Miami 2014



DB | KEELIN SMITH | 37

6-3 | 190 | Redshirt Senior
Fort Pierce, Fla. | Treasure Coast

2015: Fifth-year senior played in 10 games as a backup defensive back and a special teams contributor... finished the season with 10 tackles (seven solo)...registered a season-high two tackles four times (Texas State, Wake Forest, Louisville and NC State)...had one tackle against Miami... finished his career at Florida State with 42 tackles, one interception and one pass break-up.

2014: Backup defensive back and special teams contributor who appeared in 12 games and made seven tackles... made two stops against Wake Forest and had three tackles versus Georgia Tech in the ACC Championship Game.

2013: Backup defensive back appeared in 12 games and continued to show improvement...set career-bests for tackles (16), interceptions (one) and TFL (1.0)...set a new career high with four tackles against Bethune Cookman... had two tackles, including a career-high 1.0 TFLs, against NC State...made two tackles, intercepted a pass and broke up another one against Idaho...also saw action on punt return and kickoff return units.

2012: Redshirt freshman defensive back who played in 13 games in the secondary and on special teams...tallied nine tackles and one pass breakup...registered a career-high three solo tackles in the season opener against Murray State...added two tackles in the win over Savannah State.

2011: Redshirt season.

PERSONAL: Rated a three-star cornerback with great size and athleticism coming out of high school, who also could play safety...ranked the No. 34 best cornerback by Rivals.com and No. 28 safety by Scout.com...rated a four-star prospect and the No. 14 safety by 247Sports...as a senior posted 64 tackles, one interception and blocked three field goals...selected to the Under Armour All-American team... No. 60 on the ESPNU 150 and No. 5 overall safety...No. 58 on Bill Buchalter's 2011 Florida Top 100 for the Orlando Sentinel...No.40 on the SuperPrep Florida 110...member of the Florida Times-Union's Super 75 where he was rated as the No. 5 cornerback...selected first team all-area defensive back by TCPalm...Scout.com's Mike Bakas rated Smith as the No. 55 player in Florida in the Post-Season Top



100...rated No. 16 in the Gainesville Sun's top 50 seniors list for the state of Florida...chosen by ESPN760 as the No. 6 player in the 10 players to watch in Palm Beach County and the Treasure Coast...at age 14 won not only a national but international title at the prestigious Hershey's National Track and Field Championship in Hershey, Pa., winning the boys age 13-14 standing long jump competition with jumps of 9 feet, 5 1/4 inches (national) and 9-4 1/4 (international) to be the first national champ in the 17-year history of Fort Pierce's Sheraton Plaza Track Club...born January 8, 1993...majoring in social science.

CAREER STATS

YR.	G	UA	A	TOT	TFL-YDS	PBU	FF	FR	INT	SACKS
2012	13	6	3	9	0.5-1	1	0	0	0	0.0-0
2013	12	11	5	16	1.0-1	1	0	0	1	0.0-0
2014	12	4	3	7	0.0-0	0	0	0	0	0.0-0
2015	10	7	3	10	0.0-0	0	0	0	0	0.0-0
TOT	47	28	14	42	1.5-2	2	0	0	1	0.0-0

SMITH'S CAREER HIGHS

Tackles	4, Bethune-Cookman 2013
Tackles for Loss	1.0, NC State 2013
Pass Break-Up	1 (twice), last Idaho 2013
Interceptions	1, Idaho 2013



LB | TERRANCE SMITH | 24

6-4 | 230 | Redshirt Senior
Decatur, Ga. | Southwest DeKalb

2015: Started all nine games he appeared in...missed four games due to an ankle injury...finished fourth on the team in tackles with 66...wrapped up the season with 4.5 TFLs, one sack, one quarterback hurry and one forced fumble...recorded double-digit tackles twice on the year - at Clemson (12) and in the Chick-fil-A Peach Bowl against Houston (13)...tied a career-high with 13 tackles in his final game against the Cougars...tallied seven or more tackles in six of the nine games he played...opened the season with seven tackles against Texas State...tallied a career-high 3.5 TFLs at Boston College en route to a six-tackle performance...recorded his lone sack of the season at Florida...collected All-ACC honors for the third straight season earning Honorable Mention accolades from the media...finished his Seminole career with 222 tackles in 50 games...also had 13 TFLs, four sacks, four PBUs, and three forced fumbles...played in the 2016 East-West Shrine Game as a member of the East All-Stars.

2014: Veteran leader on the defense who finished third on the Seminoles with 87 tackles, despite missing two games...captured All-ACC Second Team honors...ranked eighth in the ACC with 8.7 tackles per game in conference-only contests...made 10 starts...opened season with 12 stops against Oklahoma State and eclipsed that mark with a career-high 13 against Clemson... nabbed two interceptions; none bigger than his swipe and 94-yard return for a TD to turn the momentum against Florida...also had an interception to go along with five stops versus Virginia...tallied 4.5 tackles for loss and two forced fumbles... had 12 stops and a forced fumble at NC State and 11 vs. Notre Dame...added two TFLs and a forced fumble versus the Irish and was named Bednarik National Defensive Player of the Week for his performance...two-time ACC Player of the Week, grabbing the honor following the Notre Dame and Florida games...made eight solo stops at Syracuse and had seven tackles at Miami and against Boston College...was named to the Butkus Watch List.

2013: Redshirt sophomore linebacker made a huge leap from 2012 to 2013...made 10 starts and appeared in all 14 games...started at Mike linebacker from Week 5 on...finished fourth on the Seminoles with 59 tackles, including 2.5 tackles for loss and two sacks...also tallied an interception and three pass break-ups...posted his first pass break-up at Pitt on Sept. 2...led the team with 12 tackles in his first career start against Bethune-Cookman - matching his previous career total - and registered his first career sack...registered five tackles at Clemson...five tackles



including an eight-yard sack against NC State...made 10 tackles, including 0.5 tackles for loss, to lead the team against Miami...had his first interception, to go along with two tackles and a pass break-up at Wake Forest...totaled five tackles against Syracuse...recorded four tackles and a PBU versus Duke in the ACC Championship Game...made four stops against Auburn in the BCS National Championship Game... nabbed All-ACC honorable mention accolades.

2012: Redshirt freshman linebacker who excelled on special teams and a reserve linebacker...registered a career-high three tackles including a tackle for loss against Wake Forest...added two tackles against Boston College and Maryland and a half tackle for loss against the Terrapins.

2011: Earned a medical redshirt season after playing in the first two games of the season against ULM and Charleston Southern...registered one career tackle against Charleston Southern.

2015 HONORS

- ALL-ACC HONORABLE MENTION (MEDIA)
- BEDNARIK, BUTKUS & LOMBARDI AWARD WATCH LIST
- NAGURSKI TROPHY WATCH LIST

2014 HONORS

- ALL-ACC SECOND TEAM (MEDIA/CAOCHES)

2013 HONORS

- ALL-ACC HONORABLE MENTION
- COLLEGE FOOTBALL NEWS SOPHOMORE ALL-AMERICAN

CAREER STATS

YR.	G	UA	A	TOT	TFL-YDS	PBU	FF	FR	INT	SACKS
2011	2	0	1	1	0.0-0	0	0	0	0	0.0-0
2012	13	8	1	9	1.5-5	0	0	0	0	0.0-0
2013	14	34	25	59	2.5-17	3	0	0	1	2.0-16
2014	12	48	39	87	4.5-12	1	2	0	2	1.0-6
2015	9	35	31	66	4.5-18	0	1	0	0	1.0-7
TOT	50	125	97	222	13-52	4	3	0	3	4.0-29

SMITH'S CAREER HIGHS

Tackles	13, Clemson 2014
Tackles for Loss	3.5, at Boston College 2015
Sacks	1.0 (four times), last at Florida 2015
Interceptions	1 (three times), last Florida 2014

PERSONAL: Three-year starter at Southwest DeKalb where he developed his reputation as an outstanding pass rusher...enrolled at Florida State in January of 2011... three-star prospect by Rivals.com rated the No. 18 outside linebacker...had a four-star rating and ranked the No. 21 defensive end by Scout.com...rated a three-star prospect by 247Sports...rated the No. 26 outside linebacker by ESPN... as a senior amassed 60 tackles and 10 sacks in nine games...as a junior, had more than 120 tackles, 15 sacks and 15 tackles for loss...No. 27 on the SuperPrep Georgia 83...No. 34 on the Atlanta Journal Constitution's Top 50 Recruits...also enjoyed a standout career in track & field as a sprinter/jumper...chose the Seminoles over the likes of Alabama, Auburn, Clemson, Georgia, Georgia Tech, Ohio State, South Carolina and Vanderbilt...Smith's father, the late Terry Smith, starred as a wide receiver for Clemson in the 1990s...born May 3, 1993...graduated with a degree in social science in spring 2015.

**QB | LUCAS CLARK | 21**

6-0 | 198 | Redshirt Senior
Fort Walton Beach, Fla. | Choctawhatchee

WR | CHRISTIAN GRIFFITH | 83

6-6 | 205 | Redshirt Senior
Palm Beach, Fla. | The King's Academy

**LS | BARRETT KERNON | 69**

6-4 | 247 | Redshirt Senior
Ormond Beach, Fla. | Seabreeze

RB | VINCENT KERR | 31

5-9 | 220 | Senior
Fort Lauderdale, Fla. | Plantation



**RB | OLADIPO KOLAWOLE | 35****6-0 | 204 | Senior****Bradenton, Fla. | Braden River | State College of Florida****LB | JOSHUA NEWMAN | 58****5-8 | 179 | Senior****St. Augustine, Fla. | Pedro Menendez****LB | SEAN SCOTT | 51****6-0 | 215 | Senior****Orlando, Fla. | Wekiva | Southern Miss****LB | MICHAEL UROW | 36****6-0 | 183 | Senior****Weston, Fla. | Cypress Bay**



OL | RUBEN CARTER

6-4 | 306

Miami, Fla. | Toledo | Florida State | Jackson

2015 TOLEDO: Started at center for all 12 games with Toledo during his senior season leading the Rockets to a Boca Bowl Game win over Temple...played center for first time in collegiate career...part of an offensive line that allowed just five sacks in 411 passing attempts, the second-lowest total in the country...Rocket offense led the MAC in rushing (207.9 yards/game), ranks second in scoring offense (35.0) and third in total offense (460.9)...offensive line was one of 20 in the nation named as a semifinalist for Joe Moore Award honoring best offensive line in the nation.

2011-14 FLORIDA STATE: Played offensive line for three seasons for the Seminoles, appearing in one game in 2014, 11 games in 2013 and five contests in 2012...transferred from Florida State following his graduation in the spring of 2015...entered UT as a graduate student with one year of eligibility.

HIGH SCHOOL: Three-star offensive lineman who split time between guard and center as a senior at Miami Jackson High School and also logged time on the defensive line...

helped pave the way for Jackson's appearance in the first round of the 3A state playoffs...rated the No. 29 offensive guard by Rivals.com and No. 42 offensive tackle by Scout.com...rated a three-star prospect by 247Sports...No. 78 on Bill Buchalter's 2011 Florida Top 100 for the Orlando Sentinel...selected second team All-Dade County by The Miami Herald as a senior and earned honorable mention standing as a junior...member of the Times-Union's Florida Super 75 where he was rated as the No. 2 offensive guard...No. 92 offensive tackle by ESPN...No. 80 on the SuperPrep Florida 110...born December 1, 1992.

PERSONAL: Full name is Ruben Christopher Carter...birthdate: Dec. 1, 1992...mother is Janet Carter...attending graduate school at UT.





WR | GREG DENT

5-11 | 197

Belle Glade, Fla. | Valdosta State | Florida State | Glades Central

2015 VALDOSTA STATE: Completed his senior season in 2015 at Valdosta State...was a 2015 USA College Football Division II All-America honoree...earned All-Gulf South Conference honors and garnered All-Super Region II second team accolades as the Blazers' top wide receiver in 2015...hauled in 60 receptions for 863 yards and six touchdowns...averaged 14.4 yards per catch...had a career day against Mississippi College tallying six catches for 203 yards and a touchdown...second 100-yard performance on the year came against Carson-Newman as he caught a career-high 13 passes for 156 yards and two touchdowns...a dual threat for the Blazers as both a receiver and returner...tallied 36 kick returns for 707 yards, while fielding 18 punts for 117 yards...twice recorded over 100 kickoff return yards - tallying 169 and 161 returns yards against West Georgia and North Alabama, respectively...his longest kickoff return of 50 yards came against Cumberland College...saw significant playing time in each of VSU's 12 games in 2015.

2012 FLORIDA STATE: Turned out his most productive season appearing in all 14 games, earning four starts...ranked fifth on the team with 27 catches and 355 receiving yards, to go along with a pair of touchdown grabs...established new single-game career bests for receptions and yards with five for 72 yards against Clemson...set a new receiving yardage best with 73 on four receptions at Virginia Tech...grabbed an 8-yard TD pass from EJ Manuel vs. Savannah State...his 10-yard TD reception in the third quarter at Virginia Tech gave the Seminoles their largest lead of the game (20-10)...caught at least one pass in 11 games, with multiple receptions in nine contests.

2011: Proved to be one of the most dangerous deep threats on the team leading FSU with a 19.7 yards per catch average...one of seven FSU receivers with 10 or more catches averaging over 10 yards per catch...caught a pass in seven of the 13 games he played in...blew up his career numbers in the first game of the season versus ULM when he hauled in a 50-yard TD pass...followed that game up with a three catch performance in week two versus Charleston Southern...had the best game of his career versus NC State tying career highs for catches (3) and touchdowns (1) and setting a new career best with 70 receiving yards which included a 26-yard TD catch.

2010: True freshman wide receiver who played in 12 games mostly on special teams but saw some spot duty on offense...first career reception came against Boston College which was a 12-yard reception.

PERSONAL: Collected 54 receptions for 1,387 yards and 14 TDs as a senior...also intercepted a pair of passes as a defensive back...led Glades Central to a 13-1 record and the

Class 2B state championship game, where they fell to Cocoa 27-13...Dent had five receptions for 105 yards in the title game...MVP of legendary Muck Bowl against rival Pahokee after collecting six receptions for 185 yards, coupled with an 84-yard kickoff return for a TD...earned four-star rating from Rivals and three-star selection by Scout.com...No. 57 safety prospect according to ESPN...first team SunState All-State selection (from all classifications) at wide receiver...selected to Max Preps All-American team...participated in the Outback Bowl, representing Florida all-stars in a game against national all-stars...selected to the Times-Union's Florida Super 75 where he was ranked sixth overall as an "athlete"...No. 15 among Bill Buchalter's Florida Top 100...Buchalter also rated the versatile Dent as the state's No. 1 wide receiver prospect...ranked No. 34 overall player in state by Scout.com...selected Florida State over Miami...born June 5, 1990.



2015 FINAL STATISTICS

Team Statistics	FS	OPP
SCORING	412	227
Points Per Game	31.7	17.5
Points Off Turnovers	62	27
FIRST DOWNS	268	246
Rushing	107	107
Passing	141	122
Penalty	20	17
RUSHING YARDAGE	2187	1889
Yards gained rushing	2548	2171
Yards lost rushing	361	282
Rushing Attempts	425	493
Average Per Rush	5.1	3.8
Average Per Game	168.2	145.3
TDs Rushing	27	10
PASSING YARDAGE	3325	2491
Comp-Att-Int	264-419-9	252-443-8
Average Per Pass	7.9	5.6
Average Per Catch	12.6	9.9
Average Per Game	255.8	191.6
TDs Passing	22	14
TOTAL OFFENSE	5512	4380
Total Plays	844	936
Average Per Play	6.5	4.7
Average Per Game	424.0	336.9
KICK RETURNS: #-Yards	25-624	33-557
PUNT RETURNS: #-Yards	34-127	21-197
INT RETURNS: #-Yards	8-104	9-28
KICK RETURN AVERAGE	25.0	16.9
PUNT RETURN AVERAGE	3.7	9.4
INT RETURN AVERAGE	13.0	3.1
FUMBLES-LOST	16-6	16-7
PENALTIES-Yards	89-702	74-631
Average Per Game	54.0	48.5
PUNTS-Yards	62-2793	85-3586
Average Per Punt	45.0	42.2
Net punt average	40.6	39.3
KICKOFFS-Yards	84-5273	53-3194
Average Per Kick	62.8	60.3
Net kick average	42.2	36.7
TIME OF POSSESSION/Game	29:25	30:35
3RD-DOWN Conversions	61/160	82/209
3rd-Down Pct	38%	39%
4TH-DOWN Conversions	4/9	9/19
4th-Down Pct	44%	47%
SACKS BY-Yards	32-189	26-222
MISC YARDS	10	78
TOUCHDOWNS SCORED	50	26
FIELD GOALS-ATTEMPTS	21-26	15-17
ON-SIDE KICKS	0-0	0-0
RED-ZONE SCORES	(41-46) 89%	(29-35) 83%
RED-ZONE TOUCHDOWNS	(26-46) 57%	(17-35) 49%
PAT-ATTEMPTS	(49-49) 100%	(24-25) 96%
ATTENDANCE	512534	296714
Games/Avg Per Game	7/73219	5/59343
Neutral Site Games		1/71007

Score by Quarters	1st	2nd	3rd	4th	OT	Total
Florida State	93	90	113	116	0	412
Opponents	53	65	24	85	0	227

2015 INDIVIDUAL STATISTICS

Rushing	gp	att	gain	loss	net	avg	td	lg	avg/g
Dalvin Cook	12	229	1749	58	1691	7.4	19	94	140.9
Jacques Patrick	9	63	328	14	314	5.0	5	28	34.9
Mario Pender	3	30	143	3	140	4.7	1	21	46.7
Johnathan Vickers	9	23	116	5	111	4.8	1	26	12.3
Kermit Whitfield	13	5	30	1	29	5.8	0	15	2.2
Jesus Wilson	13	3	11	0	11	3.7	0	5	0.8
Steven Williams	1	4	10	0	10	2.5	0	4	10.0
Freddie Stevenson	12	3	9	0	9	3.0	0	6	0.8
Colton Plante	4	1	2	0	2	2.0	1	2	0.5
J.J. Cosentino	3	2	0	12	-12	-6.0	0	0	-4.0
TEAM	9	8	0	12	-12	-1.5	0	0	-1.3
Everett Golson	9	47	146	181	-35	-0.7	0	17	-3.9
Sean Maguire	8	7	4	75	-71	-10.1	0	4	-8.9
Total	13	425	2548	361	2187	5.1	27	94	168.2
Opponents	13	493	2171	282	1889	3.8	10	60	145.3

Passing	gp	effic	comp-att-int	pct	yds	td	lg	avg/g
Everett Golson	9	149.16	147-219-3	67.1	1778	11	70	197.6
Sean Maguire	8	139.67	112-189-6	59.3	1520	11	75	190.0
J.J. Cosentino	3	72.68	5-10-0	50.0	27	0	12	9.0
TEAM	9	0.00	0-1-0	0.0	0	0	0	0.0
Total	13	142.70	264-419-9	63.0	3325	22	75	255.8
Opponents	13	110.94	252-443-8	56.9	2491	14	71	191.6

Receiving	gp	no.	yds	avg	td	lg	avg/g
Travis Rudolph	13	59	916	15.5	7	75	70.5
Jesus Wilson	13	58	622	10.7	3	51	47.8
Kermit Whitfield	13	57	798	14.0	6	70	61.4
Dalvin Cook	12	24	244	10.2	1	36	20.3
Ryan Izzo	13	14	210	15.0	2	37	16.2
Freddie Stevenson	12	9	64	7.1	0	17	5.3
Ja'Vonn Harrison	12	6	129	21.5	1	55	10.8
Nyqwan Murray	4	6	65	10.8	0	32	16.2
Jacques Patrick	9	6	62	10.3	0	20	6.9
Mavin Saunders	8	6	52	8.7	0	21	6.5
Ermon Lane	12	6	50	8.3	0	12	4.2
Johnathan Vickers	9	5	39	7.8	1	24	4.3
George Campbell	11	3	42	14.0	0	23	3.8
Mario Pender	3	3	34	11.3	0	17	11.3
Jeremy Kerr	11	1	1	1.0	1	1	0.1
Da'Vante Phillips	10	1	-3	-3.0	0	0	-0.3
Total	13	264	3325	12.6	22	75	255.8
Opponents	13	252	2491	9.9	14	71	191.6

Punt Returns	no.	yds	avg	td	lg
Jesus Wilson	26	111	4.3	0	21
Nyqwan Murray	3	11	3.7	0	8
Marquez White	2	0	0.0	0	2
Jalen Ramsey	1	6	6.0	0	6
TEAM	1	0	0.0	0	0
Travis Rudolph	1	-1	-1.0	0	0
Total	34	127	3.7	0	21
Opponents	21	197	9.4	1	59

Interceptions	no.	yds	avg	td	lg
Lamarus Brutus	3	94	31.3	0	57
Javien Elliott	1	4	4.0	0	4
Marquez White	1	0	0.0	0	0
Tyler Hunter	1	0	0.0	0	0
DeMarcus Walker	1	0	0.0	0	0
Josh Sweat	1	6	6.0	0	6
Total	8	104	13.0	0	57
Opponents	9	28	3.1	0	20

Kick Returns	no.	yds	avg	td	lg
Kermit Whitfield	19	507	26.7	0	59
Freddie Stevenson	2	18	9.0	0	18
Jalen Ramsey	2	54	27.0	0	37
Ja'Vonn Harrison	1	19	19.0	0	19
Tarvarus McFadden	1	26	26.0	0	26
Total	25	624	25.0	0	59
Opponents	33	557	16.9	0	37

Fumble Returns	no.	yds	avg	td	lg
Jalen Ramsey	1	36	36.0	1	36
Derwin James	1	3	3.0	0	3
Josh Sweat	1	5	5.0	0	5
Total	3	44	14.7	1	36
Opponents	1	-1	-1.0	1	0

2015 INDIVIDUAL STATISTICS

Scoring	td	fg	PAT				dpx	saf	pts
			kick	rush	rcv	pass			
Dalvin Cook	20	-	-	-	-	-	-	120	
Roberto Aguayo	-	21-26	49-49	-	-	-	-	112	
Travis Rudolph	7	-	-	-	-	-	-	42	
Kermit Whitfield	6	-	-	-	-	-	-	36	
Jacques Patrick	5	-	-	-	-	-	-	30	
Jesus Wilson	3	-	-	-	-	-	-	18	
Johnathan Vickers	2	-	-	-	-	-	-	12	
Ryan Izzo	2	-	-	-	-	-	-	12	
Colton Plante	1	-	-	-	-	-	-	6	
Jeremy Kerr	1	-	-	-	-	-	-	6	
Mario Pender	1	-	-	-	-	-	-	6	
Ja'Vonn Harrison	1	-	-	-	-	-	-	6	
Jalen Ramsey	1	-	-	-	-	-	-	6	
Everett Golson	-	-	-	-	-	0-1	-	0	
Total	50	21-26	49-49	-	-	0-1	-	412	
Opponents	26	15-17	24-25	-	-	-	-	227	

Total Offense	g	plays	rush	pass	total	avg/g
Everett Golson	9	266	-35	1778	1743	193.7
Dalvin Cook	12	229	1691	0	1691	140.9
Sean Maguire	8	196	-71	1520	1449	181.1
Jacques Patrick	9	63	314	0	314	34.9
Mario Pender	3	30	140	0	140	46.7
Johnathan Vickers	9	23	111	0	111	12.3
Kermit Whitfield	13	5	29	0	29	2.2
J.J. Cosentino	3	12	-12	27	15	5.0
Jesus Wilson	13	3	11	0	11	0.8
Steven Williams	1	4	10	0	10	10.0
Freddie Stevenson	12	3	9	0	9	0.8
Colton Plante	4	1	2	0	2	0.5
TEAM	9	9	-12	0	-12	-1.3
Total	13	844	2187	3325	5512	424.0
Opponents	13	936	1889	2491	4380	336.9

Field Goals	fg	pct.	01-19	20-29	30-39	40-49	50-99	lg	blk
Roberto Aguayo	21-26	80.8	1-1	9-9	6-6	4-7	1-3	51	1

Punting	no.	yds	avg	lg	tb	fc	i20	50+	blk
Cason Beatty	61	2756	45.2	64	4	22	23	23	0
Jonathan Hernandez	1	37	37.0	37	0	0	1	0	0
Total	62	2793	45.0	64	4	22	24	23	0
Opponents	85	3586	42.2	62	6	27	33	16	0

FG Sequence	Florida State	Opponents
Texas State	(22)	(26)
USF	(30),(38)	-
Boston College	42	-
Wake Forest	(25)	(28),(34),(29)
Miami	(22),(32),49,(25)	(30)
Louisville	(43),(32)	-
Georgia Tech	(20),(27),(38),56	(53),(40),(35)
Syracuse	41,(35)	-
Clemson	(23),(41)	(31),(25),(34)
NC State	(40),(26)	(31)
Chattanooga	(18)	(29),(24)
Florida	(45),(51)	51,37
Houston Cougars	52,(20)	(39)

Kickoffs	no.	yds	avg	tb	ob	retn	net	ydln
Roberto Aguayo	84	5273	62.8	47	4			
Total	84	5273	62.8	47	4	16.9	42.2	22
Opponents	53	3194	60.3	25	2	25.0	36.7	28

Numbers in (parentheses) indicate field goal was made.

All Purpose	g	rush	rcv	pr	kr	ir	total	avg/g
Dalvin Cook	12	1691	244	0	0	0	1935	161.2
Kermit Whitfield	13	29	798	0	507	0	1334	102.6
Travis Rudolph	13	0	916	-1	0	0	915	70.4
Jesus Wilson	13	11	622	111	0	0	744	57.2
Jacques Patrick	9	314	62	0	0	0	376	41.8
Ryan Izzo	13	0	210	0	0	0	210	16.2
Mario Pender	3	140	34	0	0	0	174	58.0
Johnathan Vicke	9	111	39	0	0	0	150	16.7
Ja'Vonn Harris	12	0	129	0	19	0	148	12.3
Lamaricus Brutu	13	0	0	0	0	94	94	7.2
Freddie Stevens	12	9	64	0	18	0	91	7.6
Nyqwan Murray	4	0	65	11	0	0	76	19.0
Jalen Ramsey	13	0	0	6	54	0	60	4.6
Mavin Saunders	8	0	52	0	0	0	52	6.5
Ermon Lane	12	0	50	0	0	0	50	4.2
George Campbe	11	0	42	0	0	0	42	3.8
Tarvarus McFad	7	0	0	0	26	0	26	3.7
Steven Williams	1	10	0	0	0	0	10	10.0
Josh Sweat	13	0	0	0	0	6	6	0.5
Javien Elliott	12	0	0	0	0	4	4	0.3
Colton Plante	4	2	0	0	0	0	2	0.5
Jeremy Kerr	11	0	1	0	0	0	1	0.1
Da'Vante Phillips	10	0	-3	0	0	0	-3	-0.3
TEAM	9	-12	0	0	0	0	-12	-1.3
J.J. Cosentino	3	-12	0	0	0	0	-12	-4.0
Everett Golson	9	-35	0	0	0	0	-35	-3.9
Sean Maguire	8	-71	0	0	0	0	-71	-8.9
Total	13	2187	3325	127	624	104	6367	489.8
Opponents	13	1889	2491	197	557	28	5162	397.1

2015 DEFENSIVE STATISTICS

##	Defensive Leaders	gp	Tackles				tfl/yds	Sacks no-yds	Pass defense			Fumbles		blkd	
			ua	a	tot				int-yds	brup	qbh	rcv-yds	ff	kick	saf
5	Reggie Northrup	13	45	49	94	1.0-4	.	.	3	5	
3J	Derwin James	13	52	39	91	9.5-47	4.5-29	.	5	3	2-3	2	.	.	
42	Lamarcus Brutus	13	46	22	68	.	.	3-94	1	1	
24	Terrance Smith	9	35	31	66	4.5-18	1.0-7	.	.	1	.	1	.	.	
44	DeMarcus Walker	13	26	32	58	15.5-65	10.5-58	1-0	5	4	.	4	1	.	
18	Ro'Derrick Hoskins	12	31	21	52	6.5-9	.	.	2	
8	Jalen Ramsey	13	37	15	52	3.5-8	1.0-2	.	10	.	1-36	.	.	.	
91	Derrick Nnadi	13	18	27	45	2.0-10	2.0-10	
9	Josh Sweat	13	21	20	41	5.0-19	2.0-16	1-6	2	3	3-5	.	.	.	
14	Javien Elliott	12	29	8	37	4.0-17	1.0-6	1-4	3	2	.	2	.	.	
99	Nile Lawrence	13	23	13	36	3.5-20	2.5-18	.	1	
16	Jacob Pugh	13	18	14	32	3.0-10	3.0-10	.	1	2	
1H	Tyler Hunter	12	11	15	26	0.5-0	.	1-0	.	.	1-0	.	.	.	
29	Nate Andrews	13	17	8	25	3.0-20	1.0-13	.	3	1	.	1	.	.	
27	Marquez White	13	20	5	25	2.0-8	.	1-0	2	
4N	Giorgio Newberry	13	10	11	21	3.0-7	2.0-6	.	6	3	
20	Trey Marshall	6	14	7	21	1.0-12	1.0-12	.	1	
90	Demarcus Christmas	13	4	15	19	0.5-2	0.5-2	.	2	
35	Lorenzo Phillips	12	7	4	11	1.5-3	
37	Keelin Smith	10	7	3	10	
55	Fredrick Jones	10	1	7	8	1.0-2	
22	Tyrell Lyons	2	6	2	8	0.5-1	
21	Chris Casher	8	2	5	7	0.5-1	
1M	Derrick Mitchell Jr.	8	1	5	6	.	.	.	1	2	
98	Rick Leonard	13	4	1	5	2.5-10	
95	Keith Bryant	2	3	1	4	1.0-4	
5M	Tarvarus McFadden	7	4	.	4	
30	Sh'Mar Kilby-Lane	11	3	1	4	
26	Johnathan Vickers	9	2	1	3	
47	Stephen Gabbard	13	1	2	3	
1W	A.J. Westbrook	6	1	1	2	0.5-0	
41	Lorenzo Featherston	4	.	2	2	0.5-0	
28	Malique Jackson	8	2	.	2	
12	Arthur Williams	9	.	2	2	
23	Freddie Stevenson	12	2	.	2	
85	Jeremy Kerr	11	1	.	1	
87	Jared Jackson	7	.	1	1	
71	Brock Ruble	9	1	.	1	
3	Jesus Wilson	13	1	.	1	
19	Roberto Aguayo	13	1	.	1	
4	Dalvin Cook	12	1	.	1	
Total		13	508	390	898	76-297	32-189	8-104	48	27	7-44	10	1	.	
Opponents		13	491	310	801	71-333	26-222	9-28	35	33	6--1	7	1	1	

2015 GAME-BY-GAME STARTS

	TXSU	USF	BC	WF	UM	LOU	GT	SU	CLEM	NCSU	UTC	UF	UH
X	Whitfield	Rudolph	Rudolph	Rudolph	Rudolph	Rudolph	Rudolph	Rudolph	Whitfield	Rudolph	Rudolph	Rudolph	Rudolph
LT	Johnson	Johnson	Johnson	Johnson	Johnson	Johnson	Johnson	Johnson	Johnson	Johnson	Johnson	Johnson	Johnson
LG	Are	Are	Are	Are	Mavety	Mavety	Mavety	Mavety	Are	Are	Are	Are	Are
C	Martinez	Martinez	Martinez	Hoefeld	Hoefeld	Hoefeld	Hoefeld	Eberle	Eberle	Eberle	Eberle	Eberle	Eberle
RG	Bell	Bell	Bell	Bell	Bell	Bell	Bell	Bell	Bell	Bell	Bell	Bell	Bell
RT	Ruble	Ruble	Ruble	Kelly	Kelly	Kelly	Kelly	Ruble	Ruble	Mavety	Mavety	Mavety	Ruble
Y	Izzo (TE)	Izzo (TE)	Izzo (TE)	Izzo (TE)	Saunders (TE)	Izzo (TE)	Whitfield	Izzo (TE)	Izzo (TE)	Whitfield	Whitfield	Izzo (TE)	Izzo (TE)
Z	Wilson	Wilson	Wilson	Wilson	Wilson	Wilson	Wilson	Wilson	Wilson	Wilson	Wilson	Wilson	Wilson
QB	Golson	Golson	Golson	Golson	Golson	Golson	Golson	Maguire	Maguire	Golson	Maguire	Maguire	Maguire
FB	Stevenson	Stevenson	Saunders (TE)	Stevenson	Stevenson	Stevenson	Izzo (TE)	Stevenson	Stevenson	Stevenson	Izzo (TE)	Stevenson	Stevenson
TB	Cook	Cook	Cook	Cook	Cook	Cook	Cook	Patrick	Cook	Cook	Cook	Cook	Cook
PK	Aguayo	Aguayo	Aguayo	Aguayo	Aguayo	Aguayo	Aguayo	Aguayo	Aguayo	Aguayo	Aguayo	Aguayo	Aguayo
DS	Gabbard	Gabbard	Gabbard	Gabbard	Gabbard	Gabbard	Gabbard	Gabbard	Gabbard	Gabbard	Gabbard	Gabbard	Gabbard
HO	Beatty	Beatty	Beatty	Beatty	Beatty	Beatty	Beatty	Beatty	Beatty	Beatty	Beatty	Beatty	Beatty
KO	Aguayo	Aguayo	Aguayo	Aguayo	Aguayo	Aguayo	Aguayo	Aguayo	Aguayo	Aguayo	Aguayo	Aguayo	Aguayo
P	Beatty	Beatty	Beatty	Beatty	Beatty	Beatty	Beatty	Beatty	Beatty	Beatty	Beatty	Beatty	Beatty
DT	Lawrence-Stample	Lawrence-Stample	Lawrence-Stample	Lawrence-Stample	Lawrence-Stample	Lawrence-Stample	Lawrence-Stample	Lawrence-Stample	Christmas	Lawrence-Stample	Lawrence-Stample	Lawrence-Stample	Lawrence-Stample
NG	Nnadi	Nnadi	Nnadi	Nnadi	Nnadi	Nnadi	Nnadi	Nnadi	Nnadi	Nnadi	Nnadi	Nnadi	Nnadi
DE	Walker	Walker	Walker	Walker	Walker	Walker	Walker	Walker	Walker	Walker	Walker	Walker	Walker
WLB	Smith	Smith	Smith	Smith	Hoskins	Hoskins	Northrup	Northrup	Smith	Smith	Smith	Smith	Smith
MLB	Northrup	Northrup	Hoskins	Hoskins	Northrup	Northrup	Hoskins	Hoskins	Northrup	Northrup	Northrup	Northrup	Northrup
SLB	T. Marshall	T. Marshall	T. Marshall	T. Marshall	Hunter (STAR)	T. Marshall	Pugh	Elliott (STAR)	Elliott (STAR)	Elliott (STAR)	Elliott (STAR)	Elliott (STAR)	Elliott (STAR)
BUCK	Pugh	Pugh	Sweat	Sweat	Sweat	Pugh	Sweat	Sweat	Sweat	Sweat	Sweat	Sweat	Sweat
CB	Ramsey	Ramsey	Ramsey	Ramsey	Ramsey	Ramsey	Ramsey	Ramsey	Ramsey	Ramsey	Ramsey	Ramsey	Ramsey
FS	Brutus	Brutus	Brutus	Brutus	Brutus	Brutus	Brutus	Brutus	Brutus	Brutus	Brutus	Brutus	Brutus
SS	Andrews	Andrews	Andrews	Andrews	T. Marshall	D. James	D. James	D. James	D. James	D. James	D. James	D. James	D. James
CB	M. White	M. White	M. White	M. White	M. White	M. White	M. White	M. White	M. White	M. White	M. White	M. White	M. White

CAREER STARTS LIST

Player	'12	'13	'14	'15	Ttl
Roberto Aguayo	-	14	14	13	41
Nate Andrews	-	1	13	4	18
Kareem Are	-	-	-	8	8
Cason Beatty	14	14	14	13	55
Wilson Bell	-	-	-	13	13
Lamarcus Brutus	-	-	-	13	13
Chris Casher	-	-	2	-	2
Demarcus Christmas	-	-	-	1	1
Dalvin Cook	-	-	3	12	15
Alec Eberle	-	-	-	6	6
Javien Elliott	-	-	-	6	6
Lorenzo Featherston	-	-	3	-	3
Everett Golson	-	-	-	8	8
Ryan Hoefeld	-	-	4	4	8
Ro'Derrick Hoskins	-	-	-	6	6
Tyler Hunter	3	3	14	1	21
Ryan Izzo	-	-	-	11	11
Derwin James	-	-	-	8	8
Roderick Johnson	-	-	5	13	18
Derrick Kelly	-	-	-	4	4
Ermon Lane	-	-	2	-	2
Nile Lawrence-Stample	-	6	2	12	20
Sean Maguire	-	-	1	5	6
Trey Marshall	-	-	-	6	6
Corey Martinez	-	-	-	3	3
Chad Mavety	-	-	-	8	8
Derrick Mitchell Jr.	-	-	10	-	10
Giorgio Newberry	-	1	-	-	1
Derrick Nnadi	-	-	-	13	13
Reggie Northrup	-	-	14	11	25
Jacques Patrick	-	-	-	1	1
Mario Pender	-	-	1	-	1
Jacob Pugh	-	-	-	4	4
Jalen Ramsey	-	14	14	13	41
Brock Ruble	-	-	-	6	6
Travis Rudolph	-	-	6	11	17
Mavin Saunders	-	-	-	2	2
Terrance Smith	-	10	10	9	29
Freddie Stevenson	-	-	7	10	17
Josh Sweat	-	-	-	10	10
Matthew Thomas	-	-	3	-	3
DeMarcus Walker	-	3	11	13	27
Marquez White	-	-	-	13	13
Kermit Whitfield	-	-	-	5	5
Jesus Wilson	-	-	8	13	21

(Bowl Games Included in Totals)

2015 GAME BY GAME CAPTAINS

TEXAS STATE	Jalen Ramsey
	Freddie Stevenson
	Terrance Smith
USF	Cason Beatty
	Lamarcus Brutus
	Jesus 'Bobo' Wilson
Boston College	Roderick Johnson
	Nile Lawrence-Stample
	DeMarcus Walker
Wake Forest	Lamarcus Brutus
	Derrick Mitchell, Jr.
	Freddie Stevenson
Miami	Lamarcus Brutus
	Ro'Derrick Hoskins
	Freddie Stevenson
Louisville	Tyler Hunter
	Giorgio Newberry
	Jesus 'Bobo' Wilson
Georgia Tech	Jalen Ramsey
	DeMarcus Walker
	Kermit Whitfield
Syracuse	Ro'Derrick Hoskins
	Nile Lawrence-Stample
	Jesus 'Bobo' Wilson
Clemson	Jalen Ramsey
	Terrance Smith
	Jesus 'Bobo' Wilson
NC State	Reggie Northrup
	DeMarcus Walker
	Jesus 'Bobo' Wilson
Chattanooga	Nile Lawrence-Stample
	Reggie Northrup
	Terrance Smith
Florida	Nile Lawrence-Stample
	Reggie Northrup
	Freddie Stevenson
Houston (Chick-fil-A Peach Bowl)	Lamarcus Brutus
	Dalvin Cook
	Jalen Ramsey
	DeMarcus Walker

2015 GAME-BY-GAME PARTICIPATION

	Name	GP/GS	TXSU	USF	BC	WF	UM	LOU	GT	SU	CLEM	NCSU	UTC	UF	HOU
19	Aguayo, R.	13/-	XXX	XXX	XXX	XXX	XXX	XXX	XXX	XXX	XXX	XXX	XXX	XXX	XXX
29	Andrews, N.	13/4	START	START	START	START	XXX	XXX	XXX	XXX	XXX	XXX	XXX	XXX	XXX
72	Are, K.	13/8	START	START	START	START	---	---	XXX	XXX	XXX	START	START	START	START
38	Beatty, C.	13/-	XXX	XXX	XXX	XXX	XXX	XXX	XXX	XXX	XXX	XXX	XXX	XXX	XXX
78	Bell, W.	13/13	START	START	START	START	START	START	START	START	START	START	START	START	START
18	Brewton, C.	4/-	---	---	---	---	---	---	---	XXX	---	---	XXX	XXX	XXX
42	Brutus, L.	13/13	START	START	START	START	START	START	START	START	START	START	START	START	START
95	Bryant, K.	2/-	XXX	---	---	---	---	---	---	---	---	---	XXX	---	---
11	Campbell	11/-	XXX	XXX	XXX	XXX	XXX	XXX	XXX	XXX	XXX	XXX	---	---	XXX
21	Casher, C.	7/-	XXX	---	---	XXX	XXX	---	XXX	XXX	XXX	XXX	---	---	---
90	Christmas, D.	13/1	XXX	XXX	XXX	XXX	XXX	XXX	XXX	XXX	START	XXX	XXX	XXX	XXX
2C	Clark, L.	1/-	---	---	---	---	---	---	---	---	---	---	XXX	---	---
4	Cook, D.	12/12	START	START	START	START	START	START	START	---	START	START	START	START	START
1C	Cosentino, J.J.	3/-	---	---	---	---	---	---	---	XXX	---	---	XXX	---	XXX
54	Eberle, A.	10/6	XXX	---	---	---	XXX	XXX	XXX	START	START	START	START	START	START
14	Elliott, J.	12/6	XXX	---	XXX	XXX	XXX	XXX	XXX	START	START	START	START	START	START
41	Featherston	5/-	---	---	---	---	XXX	XXX	XXX	---	---	---	XXX	XXX	---
62	Frith, E.	3/-	XXX	---	---	---	---	---	---	XXX	---	---	XXX	---	---
47	Gabbard, S.	13/-	XXX	XXX	XXX	XXX	XXX	XXX	XXX	XXX	XXX	XXX	XXX	XXX	XXX
6	Golson, E.	9/8	START	START	START	START	START	START	START	---	---	START	XXX	---	---
83	Griffith, C.	1/-	---	---	---	---	---	---	---	---	---	---	XXX	---	---
13	Harrison, J.	12/-	XXX	XXX	XXX	XXX	XXX	XXX	XXX	XXX	XXX	---	XXX	XXX	XXX
89	Henric, G.	1/-	---	---	---	---	---	---	---	---	---	---	XXX	---	---
49	Hernandez, J.	1/-	---	---	---	---	---	---	---	---	---	---	XXX	---	---
59	Hoefeld, R.	4/4	---	---	---	START	START	START	START	---	---	---	---	---	---
18	Hoskins, R.	11/6	XXX	XXX	START	START	START	START	START	XXX	XXX	XXX	XXX	---	---
1H	Hunter, T.	12/1	XXX	XXX	XXX	XXX	START	XXX	---	XXX	XXX	XXX	XXX	XXX	XXX
81	Izzo, R.	13/11	START	START	START	START	XXX	START	---	START	START	XXX	START	START	START
87	Jackson, J.	8/-	XXX	---	---	---	---	---	XXX	XXX	XXX	XXX	XXX	XXX	XXX
28	Jackson, M.	8/-	XXX	---	---	XXX	---	---	---	XXX	XXX	XXX	XXX	XXX	XXX
3J	James, D.	13/8	XXX	XXX	XXX	XXX	XXX	START	START	START	START	START	START	START	START
77	Johnson, R.	13/13	START	START	START	START	START	START	START	START	START	START	START	START	START
55	Jones, F.	9/-	XXX	XXX	---	---	---	XXX	---	XXX	XXX	XXX	XXX	XXX	XXX
74	Kelly, D.	6/4	XXX	---	XXX	START	START	START	---	---	---	---	---	---	---
69	Kernon, B.	1/-	---	---	---	---	---	---	---	---	---	---	XXX	---	---
85	Kerr, J.	11/-	XXX	XXX	XXX	XXX	---	---	XXX	XXX	XXX	XXX	XXX	XXX	XXX
30	Kilby-Lane, S.	11/-	XXX	---	---	XXX	XXX	XXX	XXX	XXX	XXX	XXX	XXX	XXX	XXX
82	LaCivita, B.	3/-	XXX	---	---	---	---	---	---	XXX	---	---	XXX	---	---
1	Lane, E.	12/-	XXX	XXX	XXX	XXX	XXX	XXX	XXX	XXX	XXX	XXX	XXX	XXX	---
99	Lawrence-Stample	13/12	START	START	START	START	START	START	START	START	START	START	START	START	START
98	Leonard, R.	13/-	XXX	XXX	XXX	XXX	XXX	XXX	XXX	XXX	XXX	XXX	XXX	XXX	XXX
1L	Lewis, M.	4/-	---	---	---	---	---	---	XXX	---	---	---	XXX	---	XXX
22	Lyons, T.	2/-	XXX	XXX	---	---	---	---	---	---	---	---	---	---	---
10	Maguire, S.	8/5	XXX	---	---	---	---	XXX	---	START	START	XXX	START	START	START
20	Marshall, T.	6/6	START	START	START	START	START	START	---	---	---	---	XXX	---	---
57	Martinez, C.	6/3	START	START	START	---	---	XXX	---	---	---	---	---	---	---
5C	Mavety, C.	9/8	---	---	---	XXX	START	START	START	START	START	START	START	START	---
5M	McFadden, T.	7/-	XXX	---	---	---	---	XXX	XXX	XXX	XXX	---	XXX	XXX	---
70	Minshew, C.	1/-	---	---	---	---	---	XXX	---	---	---	---	---	---	---
1M	Mitchell, D.	9/-	XXX	XXX	XXX	XXX	XXX	XXX	XXX	XXX	XXX	---	---	---	---
8M	Motlow, J.	2/-	XXX	---	---	---	---	---	---	---	---	---	XXX	---	---
80	Murray, N.	4/-	---	---	---	---	---	---	---	XXX	---	XXX	XXX	---	XXX
4N	Newberry, G.	13/-	XXX	XXX	XXX	XXX	XXX	XXX	XXX	XXX	XXX	XXX	XXX	XXX	XXX
91	Nnadi, D.	13/13	START	START	START	START	START	START	START	START	START	START	START	START	START
5	Northrup, R.	13/11	START	START	XXX	XXX	START	START	START	START	START	START	START	START	START
9S	Patrick, J.	9/1	XXX	---	---	XXX	---	XXX	---	START	XXX	XXX	XXX	XXX	XXX
40	Patti, N.	5/-	XXX	---	---	---	---	---	---	XXX	XXX	---	XXX	XXX	---
7	Pender, M.	3/-	XXX	XXX	XXX	---	---	---	---	---	---	---	---	---	---
53	Peters, J.	3/-	XXX	---	---	---	---	---	---	XXX	---	---	XXX	---	---
5P	Phillips, D.	10/-	XXX	---	XXX	XXX	XXX	XXX	XXX	XXX	---	---	XXX	---	XXX
35	Phillips, L.	12/-	XXX	XXX	XXX	XXX	XXX	XXX	XXX	XXX	XXX	XXX	XXX	XXX	---
33	Plante, C.	4/-	XXX	---	---	---	---	---	---	XXX	---	---	XXX	---	---
16	Pugh, J.	13/4	START	START	XXX	XXX	XXX	START	START	XXX	XXX	XXX	XXX	XXX	XXX
8	Ramsey, J.	13/13	START	START	START	START	START	START	START	START	START	START	START	START	START
71	Ruble, B.	9/6	START	START	START	XXX	---	XXX	---	START	START	---	XXX	---	---
15	Rudolph, T.	13/11	XXX	START	START	START	START	START	START	START	XXX	START	START	START	START
88	Saunders, M.	8/2	XXX	XXX	START	---	START	XXX	XXX	XXX	XXX	---	---	---	---
97	Smallwood, I.	2/-	XXX	---	---	---	---	---	---	---	---	---	XXX	---	---
37	Smith, K.	10/-	XXX	---	---	XXX	XXX	XXX	XXX	XXX	XXX	XXX	XXX	XXX	---
24	Smith, T.	9/9	START	START	START	START	---	---	---	---	START	START	START	START	START
23	Stevenson, F.	12/10	START	START	XXX	START	START	START	XXX	START	START	START	---	START	START
9	Sweat, J.	13/10	XXX	XXX	START	START	START	START	XXX	START	START	START	START	START	START
1T	Tate, A.	6/-	XXX	---	---	---	XXX	---	---	---	---	XXX	XXX	XXX	XXX
26	Vickers, J.	9/-	XXX	XXX	XXX	XXX	XXX	XXX	XXX	XXX	---	---	---	XXX	---
44	Walker, D.	13/13	START	START	START	START	START	START	START	START	START	START	START	START	START
1W	Westbrook, A.J.	6/-	---	---	---	---	---	---	---	XXX	XXX	XXX	XXX	XXX	XXX
66	Weeks, K.	11/-	XXX	---	---	XXX	XXX	XXX	XXX	XXX	XXX	XXX	XXX	XXX	XXX
27	White, M.	13/13	START	START	START	START	START	START	START	START	START	START	START	START	START
8W	Whitfield, K.	13/5	START	XXX	XXX	XXX	XXX	XXX	START	XXX	START	START	START	XXX	XXX
12	Williams, A.	9/-	XXX	---	---	---	---	---	XXX	XXX	XXX	XXX	XXX	XXX	XXX
32	Williams, S.	1/-	---	---	---	---	---	---	---	---	---	---	XXX	---	---
3	Wilson, J.	13/13	START	START	START	START	START	START	START	START	START	START	START	START	START
46	Young, J.	1/-	---	---	---	---	---	---	---	---	---	---	XXX	---	---

2015 GAME-BY-GAME STATISTICS

TEAM STATISTICS

Date	Opponent	Rushing				Receiving				Passing				Kick Returns				Punt Returns				tot off
		no.	yds	td	lg	no.	yds	td	lg	cmp-att-int	yds	td	lg	no.	yds	td	lg	no.	yds	td	lg	
Sep 05	TEXAS STATE	41	266	3	36	25	370	5	55	25-32-0	370	5	55	3	127	0	59	5	21	0	18	636
Sep 12	USF	46	278	3	74	14	163	1	23	14-26-0	163	1	23	2	56	0	56	6	40	0	18	441
Sep 18	at Boston College	33	98	0	28	15	119	1	26	15-24-0	119	1	26	1	17	0	17	4	-7	0	3	217
Oct 03	at Wake Forest	21	127	2	94	20	202	1	51	20-31-0	202	1	51	5	129	0	57	0	0	0	0	329
Oct 10	MIAMI	36	248	2	72	25	291	1	37	25-33-0	291	1	37	2	30	0	16	1	3	0	3	539
Oct 17	LOUISVILLE	32	133	2	54	27	377	3	70	27-39-0	377	3	70	1	13	0	13	1	0	0	0	510
Oct 24	at Georgia Tech	24	70	1	17	20	210	0	22	20-31-1	210	0	22	0	0	0	0	1	1	0	1	280
Oct 31	SYRACUSE	34	221	3	28	25	354	3	75	25-38-0	354	3	75	1	19	0	19	2	9	0	5	575
Nov 07	at Clemson	30	197	1	75	16	164	0	25	16-29-1	164	0	25	4	91	0	44	1	1	0	1	361
Nov 14	NC STATE	38	196	2	30	23	283	2	45	23-37-3	283	2	45	0	0	0	0	5	41	0	21	479
Nov 21	CHATTANOOGA	37	193	5	30	17	235	2	33	17-23-0	235	2	33	2	56	0	28	3	12	0	8	428
Nov 28	at Florida	30	144	2	32	14	160	1	45	14-28-0	160	1	45	0	0	0	0	3	0	0	2	304
Dec 31	vs Houston Cougars	23	16	1	9	23	397	2	65	23-48-4	397	2	65	4	86	0	37	2	6	0	6	413
Opponents		425	2187	27	94	264	3325	22	75	264-419-9	3325	22	75	25	624	0	59	34	127	0	21	5512
Opponents		493	1889	10	60	252	2491	14	71	252-443-8	2491	14	71	33	557	0	37	21	197	1	59	4380

Games: 13 • Avg/rush: 5.1 • Avg/catch: 12.6 • Pass effic: 142.70 • KR avg: 25.0 • PR avg: 3.7 • All purpose avg/game: 489.8 • Total offense avg/gm: 424.0

Date	Opponent	Tackles				Sacks no-yds	Fumble		Pass Defense			blkd kick	PAT Attempts			off			
		ua	a	total	tfl-yds		ff	fr-yds	int-yds	qbh	brup		kick	rush	rcv	saf	t/o	pts	
Sep 05	TEXAS STATE	39	34	73	6.0-21	1.0-12	1	1-3	0-0	3	3	0	8-8	0	0	0	0	3	59
Sep 12	USF	33	22	55	6.0-16	3.0-8	0	0-0	1-0	1	5	0	4-4	0	0	0	0	0	34
Sep 18	at Boston College	47	10	57	9.0-28	2.0-14	1	1-36	1-0	0	3	0	2-2	0	0	0	0	7	14
Oct 03	at Wake Forest	34	46	80	2.0-8	2.0-8	1	1-0	1-0	7	2	0	3-3	0	0	0	0	0	24
Oct 10	MIAMI	34	16	50	3.0-12	2.0-10	1	0-0	0-0	4	5	0	2-2	0	0	0	0	0	29
Oct 17	LOUISVILLE	40	16	56	6.0-30	5.0-27	1	1-0	1-4	3	4	0	5-5	0	0	0	0	14	41
Oct 24	at Georgia Tech	43	16	59	6.0-22	1.0-10	0	0-0	2-63	0	3	0	1-1	0	0	0	0	10	16
Oct 31	SYRACUSE	34	36	70	6.0-22	2.0-9	1	1-5	0-0	2	1	0	6-6	0	0	0	0	7	45
Nov 07	at Clemson	42	44	86	4.0-13	2.0-7	0	0-0	0-0	0	5	0	1-1	0	0	0	0	0	13
Nov 14	NC STATE	36	32	68	8.0-30	4.0-21	2	1-0	0-0	3	6	0	4-4	0	0	0	0	7	34
Nov 21	CHATTANOOGA	40	28	68	6.0-24	1.0-13	1	1-0	1-37	1	1	0	7-7	0	0	0	0	14	52
Nov 28	at Florida	36	40	76	7.0-41	5.0-38	1	0-0	0-0	3	6	1	3-3	0	0	0	0	0	27
Dec 31	vs Houston Cougars	50	50	100	7.0-30	2.0-12	0	0-0	1-0	0	4	0	3-3	0	0	0	0	0	24
Opponents		508	390	898	76.0-297	32.0-189	10	7-44	8-104	27	48	1	49-49	0	0	0	0	62	412
Opponents		491	310	801	71.0-333	26.0-222	7	6--1	9-28	33	35	1	24-25	0	0	0	1	27	227

Date	Opponent	Punting										Field Goals			Kickoffs				
		no.	yds	avg	long	blkd	tb	fc	50+	i20	md-att	long	blkd	no.	yds	avg	tb	ob	
Sep 05	TEXAS STATE	3	109	36.3	44	0	0	1	0	0	1-1	22	0	10	636	63.6	5	2	
Sep 12	USF	7	284	40.6	46	0	0	5	0	1	2-2	38	0	7	446	63.7	3	0	
Sep 18	at Boston College	7	366	52.3	58	0	0	2	5	4	0-1	0	0	3	194	64.7	1	0	
Oct 03	at Wake Forest	5	172	34.4	44	0	0	1	0	1	1-1	25	0	5	307	61.4	2	0	
Oct 10	MIAMI	3	145	48.3	59	0	1	1	2	2	3-4	32	0	7	437	62.4	4	0	
Oct 17	LOUISVILLE	4	156	39.0	60	0	1	0	1	2	2-2	43	0	8	484	60.5	2	1	
Oct 24	at Georgia Tech	4	200	50.0	52	0	0	1	3	2	3-4	38	1	4	249	62.2	3	0	
Oct 31	SYRACUSE	6	279	46.5	64	0	1	1	2	0	1-2	35	0	8	515	64.4	5	1	
Nov 07	at Clemson	6	265	44.2	54	0	0	3	1	2	2-2	41	0	4	242	60.5	2	0	
Nov 14	NC STATE	2	86	43.0	47	0	0	2	0	2	2-2	40	0	7	441	63.0	5	0	
Nov 21	CHATTANOOGA	2	89	44.5	52	0	0	1	1	2	1-1	18	0	9	555	61.7	6	0	
Nov 28	at Florida	7	333	47.6	60	0	0	2	3	3	2-2	51	0	7	460	65.7	5	0	
Dec 31	vs Houston Cougars	6	309	51.5	55	0	1	2	5	3	1-2	20	0	5	307	61.4	4	0	
Opponents		62	2793	45.0	64	0	4	22	23	24	21-26	51	1	84	5273	62.8	47	4	
Opponents		85	3586	42.2	62	0	6	27	16	33	15-17	53	1	53	3194	60.3	25	2	

2015 GAME-BY-GAME OPPONENT STATISTICS

OPPONENT STATISTICS

Date	Opponent	Rushing				Receiving				Passing				Kick Returns			Punt Returns			tot off		
		no.	yds	td	lg	no.	yds	td	lg	cmp-att-int	yds	td	lg	no.	yds	td	lg	no.	yds		td	lg
Sep 05	TEXAS STATE	33	132	1	26	26	168	1	25	26-42-0	168	1	25	3	51	0	20	1	10	0	10	300
Sep 12	USF	36	149	0	23	12	125	2	71	12-24-1	125	2	71	4	99	0	34	2	46	0	46	274
Sep 18	at Boston College	43	139	0	18	5	56	0	20	5-15-1	56	0	20	2	47	0	24	3	25	0	13	195
Oct 03	at Wake Forest	36	142	0	18	27	215	1	23	27-43-1	215	1	23	3	38	0	14	1	7	0	7	357
Oct 10	MIAMI	19	20	0	6	29	405	3	58	29-49-0	405	3	58	3	29	0	19	1	0	0	0	425
Oct 17	LOUISVILLE	30	99	0	17	20	307	3	48	20-35-1	307	3	48	5	76	0	33	0	0	0	0	406
Oct 24	at Georgia Tech	49	261	1	60	4	67	0	36	4-10-2	67	0	36	1	1	0	1	3	13	0	9	328
Oct 31	SYRACUSE	42	173	2	12	12	130	0	62	12-25-0	130	0	62	2	32	0	17	4	83	1	59	303
Nov 07	at Clemson	42	215	1	25	28	297	1	38	28-43-0	297	1	38	2	26	0	14	1	-3	0	0	512
Nov 14	NC STATE	31	79	1	14	28	218	1	16	28-49-0	218	1	16	2	36	0	27	0	0	0	0	297
Nov 21	CHATTANOOGA	39	165	1	24	14	108	0	25	14-23-1	108	0	25	3	49	0	19	0	0	0	0	273
Nov 28	at Florida	40	128	0	22	19	134	0	15	19-39-0	134	0	15	2	36	0	22	2	8	0	5	262
Dec 31 20	vs Houston Cougars	53	187	3	29	28	261	2	20	28-46-1	261	2	20	1	37	0	37	3	8	0	8	448
Florida State		493	1889	10	60	252	2491	14	71	252-443-8	2491	14	71	33	557	0	37	21	197	1	59	4380
Florida State		425	2187	27	94	264	3325	22	75	264-419-9	3325	22	75	25	624	0	59	34	127	0	21	5512

Games: 13 • Avg/rush: 3.8 • Avg/catch: 9.9 • Pass effic: 110.94 • KR avg: 16.9 • PR avg: 9.4 • All purpose avg/game: 397.1 • Total offense avg/gm: 336.9

Date	Opponent	Tackles			tfl-yds	Sacks		Fumble		Pass Defense			blkd kick	PAT Attempts			off		pts	
		ua	a	total		no-yds	ff	fr-yds	int-yds	qbh	brup	kick		rush	rcv	saf	t/o			
Sep 05	TEXAS STATE	43	30	73	4.0-23	2.0-11	0	1-0	0-0	0	0	2	0	1-2	0	0	0	0	7	16
Sep 12	USF	46	26	72	7.0-37	3.0-31	1	0-0	0-0	3	3	0	0	2-2	0	0	0	0	0	14
Sep 18	at Boston College	41	16	57	8.0-39	2.0-21	0	0-0	0-0	3	0	0	0	0-0	0	0	0	0	0	0
Oct 03	at Wake Forest	25	30	55	6.0-37	3.0-28	0	0-0	0-0	3	3	0	0	1-1	0	0	0	0	0	16
Oct 10	MIAMI	44	20	64	4.0-17	1.0-11	0	0-0	0-0	1	2	0	0	3-3	0	0	0	0	0	24
Oct 17	LOUISVILLE	41	14	55	7.0-36	2.0-22	0	0-0	0-0	9	1	0	0	3-3	0	0	0	0	0	21
Oct 24	at Georgia Tech	33	20	53	4.0-21	3.0-17	0	0-0	1-0	0	2	1	1	1-1	0	0	0	0	0	22
Oct 31	SYRACUSE	45	18	63	5.0-20	1.0-9	0	0-0	0-0	0	4	0	0	3-3	0	0	0	0	0	21
Nov 07	at Clemson	35	24	59	4.0-22	2.0-17	1	1--1	1-0	4	4	0	0	2-2	0	0	0	0	0	23
Nov 14	NC STATE	43	24	67	4.0-12	1.0-8	2	2-0	3-8	5	1	0	0	2-2	0	0	0	10	17	
Nov 21	CHATTANOOGA	41	20	61	4.0-8	1.0-2	1	1-0	0-0	3	3	0	0	1-1	0	0	0	3	13	
Nov 28	at Florida	24	34	58	6.0-33	2.0-24	1	0-0	0-0	2	5	0	0	0-0	0	0	1	0	2	
Dec 31	vs Houston Cougars	30	34	64	8.0-28	3.0-21	1	1-0	4-20	0	5	0	0	5-5	0	0	0	7	38	
Florida State		491	310	801	71.0-333	26.0-222	7	6--1	9-28	33	35	1	0	24-25	0	0	1	27	227	
Florida State		508	390	898	76.0-297	32.0-189	10	7-44	8-104	27	48	1	0	49-49	0	0	0	62	412	

Date	Opponent	Punting										Field Goals			Kickoffs				
		no.	yds	avg	long	blkd	tb	fc	50+	i20	md-att	long	blkd	no.	yds	avg	tb	ob	
Sep 05	TEXAS STATE	7	326	46.6	57	0	0	1	2	3	1-1	26	0	4	259	64.8	1	0	
Sep 12	USF	10	445	44.5	56	0	1	2	4	4	0-0	0	0	3	154	51.3	1	0	
Sep 18	at Boston College	7	335	47.9	57	0	2	0	3	1	0-0	0	0	1	65	65.0	0	0	
Oct 03	at Wake Forest	4	141	35.2	47	0	0	1	0	2	3-3	34	0	5	283	56.6	0	0	
Oct 10	MIAMI	6	248	41.3	47	0	0	4	0	1	1-1	30	0	5	290	58.0	2	1	
Oct 17	LOUISVILLE	4	136	34.0	43	0	0	3	0	3	0-0	0	0	4	245	61.2	3	0	
Oct 24	at Georgia Tech	3	115	38.3	44	0	0	2	0	1	3-3	53	0	5	325	65.0	5	0	
Oct 31	SYRACUSE	9	404	44.9	62	0	2	1	3	5	0-0	0	0	4	217	54.2	2	0	
Nov 07	at Clemson	6	228	38.0	45	0	0	3	0	3	3-3	34	0	6	350	58.3	2	0	
Nov 14	NC STATE	8	313	39.1	45	0	0	2	0	3	1-1	31	0	4	260	65.0	4	0	
Nov 21	CHATTANOOGA	5	186	37.2	46	0	0	1	0	1	2-2	29	0	4	228	57.0	1	1	
Nov 28	at Florida	9	418	46.4	53	0	1	4	3	3	0-2	0	1	1	65	65.0	1	0	
Dec 31	vs Houston Cougars	7	291	41.6	55	0	0	3	1	3	1-1	39	0	7	453	64.7	3	0	
Florida State		85	3586	42.2	62	0	6	27	16	33	15-17	53	1	53	3194	60.3	25	2	
Florida State		62	2793	45.0	64	0	4	22	23	24	21-26	51	1	84	5273	62.8	47	4	

2015 GAME-BY-GAME INDIVIDUAL STATISTICS

#6 Golson, E.	Comp	Att	Int	Pct	Yards	TD	Long	Sacked	Effic
Texas State	19	25	0	76.0	302	4	55	2-11	230.27
USF	14	26	0	53.8	163	1	23	3-31	119.20
Boston College	15	24	0	62.5	119	1	26	2-21	117.90
Wake Forest	20	31	0	64.5	202	1	51	3-28	129.90
Miami	25	33	0	75.8	291	1	37	1-11	159.83
Louisville	26	38	0	68.4	372	3	70	2-22	176.71
Georgia Tech	20	30	1	66.7	210	0	22	3-17	118.80
NC State	5	9	2	55.6	52	0	25	1-8	59.64
Chattanooga	3	3	0	100.0	67	0	32	1-2	287.60
TOTALS	147	219	3	67.1	1778	11	70	18-151	149.16

#10 Maguire, S.	Comp	Att	Int	Pct	Yards	TD	Long	Sacked	Effic
Texas State	6	7	0	85.7	68	1	24	0-0	214.46
Louisville	1	1	0	100.0	5	0	5	0-0	142.00
Syracuse	23	35	0	65.7	348	3	75	1-9	177.52
Clemson	16	29	1	55.2	164	0	25	2-17	95.78
NC State	18	28	1	64.3	231	2	45	0-0	150.01
Chattanooga	12	17	0	70.6	152	2	33	0-0	184.52
Florida	14	28	0	50.0	160	1	45	2-24	109.79
Houston Cougars	22	44	4	50.0	392	2	65	1-9	121.65
TOTALS	112	189	6	59.3	1520	11	75	6-59	139.67

#1C Cosentino, J.	Comp	Att	Int	Pct	Yards	TD	Long	Sacked	Effic
Syracuse	2	3	0	66.7	6	0	7	0-0	83.47
Chattanooga	2	3	0	66.7	16	0	12	0-0	111.47
Houston Cougars	1	4	0	25.0	5	0	5	2-12	35.50
TOTALS	5	10	0	50.0	27	0	12	2-12	72.68

#TM TEAM	Comp	Att	Int	Pct	Yards	TD	Long	Sacked	Effic
Georgia Tech	0	1	0	0.0	0	0	0	0-0	0.00
TOTALS	0	1	0	0.0	0	0	0	0-0	0.00

RUSHING	No-Yds/TD	TXST	USF	BC	WF	UM	LOU	GT	SU	CU	ST	UTC	UF	HOU
Cook, D. RB	229-1691/19	19-156/2	30-266/3	15-54/0	2-94/1	22-222/2	22-163/2	17-82/1	DNP	21-194/1	22-138/2	15-106/2	26-183/2	18-33/1
Patrick, J. RB	63-314/5	3-13/0	DNP	DNP	DNP	DNP	3-1/0	DNP	24-162/3	4-10/0	12-54/0	16-77/2	-	1-1/0
Pender, M. RB	30-140/1	14-92/1	7-29/0	9-19/0	DNP	DNP	DNP	DNP	DNP	DNP	DNP	DNP	DNP	DNP
Vickers, J. RB	23-111/1	-	-	-	10-33/1	5-14/0	-	-	8-64/0	DNP	DNP	DNP	-	DNP
Whitfield, K. WR	5-29/0	-	-	2-19/0	-	-	1-1/0	-	-	2-11/0	-	-	-	-
Wilson, J. WR	3-11/0	-	-	-	-	-	-	-	-	-	1-4/0	-	1-2/0	1-5/0
Williams, S. RB	4-10/0	DNP	DNP	DNP	DNP	DNP	DNP	DNP	DNP	DNP	DNP	4-10/0	DNP	DNP
Stevenson, F. FB	3-9/0	1-6/0	-	1-1/0	-	1-2/0	-	-	-	-	-	DNP	-	-
Plante, C. FB	1-2/1	-	DNP	DNP	DNP	DNP	DNP	DNP	-	DNP	-	1-2/1	DNP	DNP
Cosentino, J. QB	2-12/0	DNP	DNP	DNP	DNP	DNP	DNP	DNP	-	DNP	DNP	-	DNP	2-12/0
TEAM	8-12/0	DNP	1-2/0	DNP	2-4/0	2-4/0	1-0/0	-	-	1-1/0	-	DNP	1-1/0	DNP
Golson, E. QB	47-35/0	4-1/0	8-15/0	6-5/0	7-4/0	6-14/0	5-28/0	7-12/0	DNP	DNP	3-0/0	1-2/0	DNP	DNP
Maguire, S. QB	7-7/1/0	-	DNP	DNP	DNP	DNP	-	DNP	2-5/0	2-17/0	-	-	2-40/0	1-9/0

RECEIVING	No-Yds/TD	TXST	USF	BC	WF	UM	LOU	GT	SU	CU	ST	UTC	UF	HOU
Rudolph, T. WR	59-916/7	4-44/1	6-55/0	4-33/1	6-69/0	3-38/0	5-38/1	2-33/0	5-191/3	6-86/0	6-54/0	4-52/0	1-22/0	7-201/1
Whitfield, K. WR	57-798/6	1-35/0	2-19/0	4-52/0	4-24/1	9-95/0	9-172/1	6-61/0	2-3/0	3-21/0	6-117/2	5-91/2	2-52/0	4-56/0
Wilson, J. WR	58-622/3	3-53/1	3-54/1	4-31/0	5-77/0	5-41/0	4-50/0	3-32/0	6-69/0	3-27/0	7-78/0	2-4/0	5-38/0	8-68/1
Cook, D. RB	24-244/1	1-13/0	-	2-3/0	1-8/0	3-47/1	4-60/0	4-50/0	DNP	1-4/0	2-17/0	1-5/0	3-11/0	2-26/0
Izzo, R. TE	14-210/2	2-21/1	-	-	1-8/0	1-37/0	2-14/1	2-27/0	-	1-17/0	2-17/0	-	2-36/0	1-33/0
Harrison, J. WR	6-129/1	2-77/1	2-20/0	-	-	-	-	-	-	1-8/0	DNP	1-24/0	-	-
Murray, N. WR	6-65/0	DNP	DNP	DNP	DNP	DNP	DNP	DNP	2-6/0	DNP	-	4-59/0	DNP	-
Stevenson, F. FB	9-64/0	1-2/0	1-15/0	-	-	-	2-22/0	2-1/0	1-10/0	1-1/0	-	DNP	-	1-13/0
Patrick, J. RB	6-62/0	-	DNP	DNP	-	DNP	-	DNP	6-62/0	-	-	-	-	-
Saunders, M. TE	6-52/0	1-5/0	-	1-0/0	DNP	3-26/0	1-21/0	-	-	-	DNP	DNP	DNP	DNP
Lane, E. WR	6-50/0	2-23/0	-	-	1-7/0	1-7/0	-	1-6/0	1-7/0	-	-	-	-	DNP
Campbell, G. WR	3-42/0	3-42/0	-	-	-	-	-	-	-	-	-	DNP	DNP	-
Vickers, J. RB	5-39/1	1-24/1	-	-	2-9/0	-	-	-	2-6/0	DNP	DNP	DNP	-	DNP
Pender, M. RB	3-34/0	3-34/0	-	-	DNP	DNP	DNP	DNP	DNP	DNP	DNP	DNP	DNP	DNP
Kerr, J. TE	1-1/1	-	-	-	-	-	DNP	DNP	-	-	-	-	1-1/1	-
Phillips, D. WR	1-3/0	1-3/0	DNP	-	-	-	-	-	-	-	DNP	-	DNP	-

ALL-PURPOSE YARDS	Total	TXST	USF	BC	WF	UM	LOU	GT	SU	CU	ST	UTC	UF	HOU
Cook, D.	1935	169	266	57	102	269	223	132	DNP	198	155	111	194	59
Whitfield, K.	1334	125	75	71	135	125	184	61	3	123	117	121	52	142
Rudolph, T.	915	43	55	33	69	38	38	33	191	86	54	52	22	201
Wilson, J.	744	75	94	24	77	44	50	33	73	28	123	4	40	79
Patrick, J.	376	13	DNP	DNP	-	DNP	-1	DNP	224	10	54	77	-	-1
Izzo, R.	210	21	-	-	8	37	14	27	-	17	17	-	36	33
Pender, M.	174	126	29	19	DNP	DNP	DNP	DNP	DNP	DNP	DNP	DNP	DNP	DNP
Vickers, J.	150	24	-	-	42	14	-	-	70	DNP	DNP	DNP	-	DNP
Harrison, J.	148	77	20	-	-	-	-	19	8	DNP	24	-	-	-
Brutus, L.	94	-	-	-	-	-	-	57	-	-	37	-	-	-
Stevenson, F.	91	8	15	1	18	2	22	1	10	1	-	DNP	-	13
Murray, N.	76	DNP	DNP	DNP	DNP	DNP	DNP	DNP	11	DNP	-	65	DNP	-
Ramsey, J.	60	37	-	17	-	-	-	-	-	-	6	-	-	-
Saunders, M.	52	5	-	-	DNP	26	21	-	-	DNP	DNP	DNP	DNP	DNP
Lane, E.	50	23	-	-	7	7	-	6	7	-	-	-	-	DNP
Campbell, G.	42	42	-	-	-	-	-	-	-	-	-	DNP	DNP	-
McFadden, T.	26	-	DNP	DNP	DNP	DNP	-	-	-	DNP	26	-	-	DNP
Williams, S.	10	DNP	DNP	DNP	DNP	DNP	DNP	DNP	DNP	DNP	10	DNP	DNP	DNP
Sweat, J.	6	-	-	-	-	-	6	-	-	-	-	-	-	-
Elliott, J.	4	-	DNP	-	-	-	4	-	-	-	-	-	-	-
Plante, C.	2	-	DNP	DNP	DNP	DNP	DNP	DNP	-	DNP	-	2	DNP	DNP
Kerr, J.	1	-	-	-	-	-	DNP	DNP	-	-	-	-	1	-
Phillips, D.	-3	-3	DNP	-	-	-	-	-	-	DNP	-	DNP	-	-
TEAM	-12	-	-2	-	-4	-4	-	-	-1	-	-	-	-1	-
Cosentino, J.	-12	DNP	DNP	DNP	DNP	DNP	DNP	DNP	DNP	DNP	-	DNP	-	-12
Golson, E.	-35	-1	-15	5	4	14	-28	-12	DNP	DNP	-	-2	DNP	DNP
Maguire, S.	-71	-	DNP	DNP	DNP	DNP	-	DNP	-5	-17	-	-	-40	-9

2015 GAME-BY-GAME DEFENSE

Total Tackles	UA-A	Total	TXST	USF	BC	WF	UM	LOU	GT	SU	CU	ST	UTC	UF	HOU
Northrup, R. LB	45-49	94	2-3	2-3	5-1	5-5	2-5	2-3	4-1	6-6	6-8	2-2	2-3	3-6	4-3
James, D. DB	52-39	91	0-1	1-0	-	2-4	6-1	3-3	4-2	7-5	5-4	4-6	7-3	4-5	9-5
Brutus, L. DB	46-22	68	4-3	1-0	3-1	4-2	5-0	6-0	2-1	1-1	4-3	4-3	2-2	5-2	5-4
Smith, T. LB	35-31	66	3-4	1-1	5-1	0-1	DNP	DNP	DNP	DNP	5-7	7-2	5-2	5-4	4-9
Walker, D. DE	26-32	58	1-1	1-1	2-0	1-4	3-0	2-0	3-0	3-4	2-3	1-3	1-0	3-6	3-10
Hoskins, R. LB	31-21	52	1-1	5-2	6-1	3-5	3-1	2-3	4-3	3-2	0-1	1-1	3-1	DNP	-
Ramsey, J. DB	37-15	52	3-1	-	5-1	2-2	3-1	3-1	3-0	3-0	5-4	1-1	-	3-1	6-3
Nnadi, D. DT	18-27	45	1-0	1-3	3-0	1-3	-	1-1	4-1	2-7	2-4	0-1	0-1	2-4	1-2
Sweat, J. DE	21-20	41	2-1	2-1	0-3	0-2	1-0	2-1	4-2	1-1	4-2	1-2	-	2-4	2-1
Elliott, J. DB	29-8	37	1-0	DNP	1-0	-	-	2-0	5-0	1-3	4-0	7-1	1-0	2-1	5-3
LawrenceStample DT	23-13	36	2-0	0-1	3-2	2-1	2-1	4-0	4-1	-	0-1	1-2	-	3-3	2-1
Pugh, J. LB	18-14	32	1-2	6-1	2-0	0-3	-	6-1	2-0	-	1-1	-	0-3	0-1	0-2
Hunter, T. DB	11-15	26	1-4	1-1	-	1-1	4-4	2-1	DNP	-	-	1-1	0-1	0-1	1-1
Andrews, N. DB	17-8	25	0-1	1-2	2-0	1-1	1-0	0-1	-	2-0	1-0	2-1	3-1	1-0	3-1
White, M. DB	20-5	25	2-1	2-0	2-0	2-1	2-0	1-1	-	1-0	2-1	1-0	2-0	2-0	1-1
Marshall, T. DB	14-7	21	2-2	3-1	1-0	7-4	1-0	-	DNP	DNP	DNP	DNP	DNP	DNP	DNP
Newberry, G. DT	10-11	21	1-0	2-1	2-0	1-3	0-2	1-0	1-0	1-0	0-1	0-2	0-1	-	1-1
Christmas, D. DT	4-15	19	0-1	1-0	2-0	0-1	1-0	-	0-4	0-2	0-4	0-2	-	0-1	-
Phillips, L. LB	7-4	11	2-2	1-1	-	-	-	-	-	-	-	1-0	3-1	-	DNP
Smith, K. DB	7-3	10	2-0	DNP	DNP	2-0	0-1	2-0	-	-	-	1-1	0-1	-	DNP
Jones, F. DT	1-7	8	0-1	-	DNP	DNP	-	-	DNP	0-2	-	-	0-1	1-0	0-3
Lyons, T. DB	6-2	8	5-2	1-0	DNP	DNP	DNP	DNP	DNP	DNP	DNP	DNP	DNP	DNP	DNP
Casher, C. DE	2-5	7	0-2	DNP	DNP	0-1	-	DNP	1-0	1-1	-	0-1	DNP	DNP	-
Mitchell Jr, D. DT	1-5	6	-	0-2	1-0	0-1	-	-	-	0-2	DNP	DNP	DNP	DNP	DNP
Leonard, R. DE	4-1	5	-	-	-	-	-	-	-	-	-	-	3-1	-	1-0
Bryant, K. DT	3-1	4	-	DNP	DNP	DNP	DNP	DNP	DNP	DNP	DNP	DNP	3-1	DNP	DNP
Kilby-Lane, S. LB	3-1	4	-	DNP	DNP	0-1	-	-	-	1-0	-	-	1-0	-	1-0
McFadden, T. DB	4-0	4	1-0	DNP	DNP	DNP	DNP	-	-	-	-	DNP	3-0	-	DNP
Gabbard, S.	1-2	3	-	-	-	-	-	-	1-1	-	-	-	-	0-1	-
Vickers, J.	2-1	3	-	1-1	1-0	-	-	-	-	-	DNP	DNP	DNP	-	DNP
Jackson, M. DB	2-0	2	2-0	DNP	DNP	-	DNP	DNP	DNP	DNP	DNP	DNP	DNP	-	-
Williams, A. DT	0-2	2	0-1	DNP	DNP	DNP	DNP	-	-	-	-	-	0-1	-	-
Westbrook, A. DB	1-1	2	DNP	DNP	DNP	DNP	DNP	DNP	DNP	-	-	-	1-1	-	-
Stevenson, F.	2-0	2	-	-	-	-	-	-	1-0	-	-	-	DNP	-	-
Featherston, L. DE	0-2	2	DNP	DNP	DNP	DNP	-	-	-	DNP	DNP	DNP	0-2	DNP	DNP
Aguayo, R.	1-0	1	-	-	-	-	-	1-0	-	-	-	-	-	-	-
Cook, D.	1-0	1	-	-	-	-	-	-	-	DNP	1-0	-	-	-	-
Ruble, B.	1-0	1	-	-	-	-	DNP	-	DNP	-	-	DNP	-	DNP	1-0
Kerr, J.	1-0	1	-	-	1-0	-	-	DNP	DNP	-	-	-	-	-	-
Jackson, J.	0-1	1	-	DNP	DNP	DNP	DNP	DNP	-	-	DNP	-	0-1	-	-
Wilson, J.	1-0	1	-	-	-	-	-	-	-	-	-	1-0	-	-	-

SACKS	UA-A	Total	TXST	USF	BC	WF	UM	LOU	GT	SU	CU	ST	UTC	UF	HOU
Walker, D. DE	8-5	10.5	-	-	-	1.5-6	2.0-10	1.0-2	-	1.5-7	-	2.0-11	-	2.5-22	-
James, D. DB	3-3	4.5	-	1.0-4	-	-	-	1.0-10	-	-	-	1.0-6	-	0.5-3	1.0-6
Pugh, J. LB	3-0	3.0	-	1.0-2	-	-	-	2.0-8	-	-	-	-	-	-	-
LawrenceStample DT	2-1	2.5	-	-	1.0-8	-	-	1.0-7	-	-	0.5-3	-	-	-	-
Nnadi, D. DT	1-2	2.0	-	-	1.0-6	-	-	-	-	0.5-2	0.5-2	-	-	-	-
Sweat, J. DE	2-0	2.0	-	-	-	-	-	1.0-10	-	-	-	-	-	-	1.0-6
Newberry, G. DT	1-2	2.0	-	1.0-2	-	0.5-2	-	-	-	-	-	0.5-2	-	-	-
Smith, T. LB	1-0	1.0	-	-	-	-	DNP	DNP	DNP	DNP	-	-	-	1.0-7	-
Elliott, J. DB	1-0	1.0	-	DNP	-	-	-	-	-	-	-	-	-	1.0-6	-
Andrews, N. DB	1-0	1.0	-	-	-	-	-	-	-	-	-	-	1.0-13	-	-
Marshall, T. DB	1-0	1.0	1.0-12	-	-	-	-	-	DNP	DNP	DNP	DNP	DNP	DNP	DNP
Ramsey, J. DB	1-0	1.0	-	-	-	-	-	-	-	-	1.0-2	-	-	-	-
Christmas, D. DT	0-1	0.5	-	-	-	-	-	-	-	-	-	0.5-2	-	-	-

TACKLES FOR LOSS	UA-A	Total	TXST	USF	BC	WF	UM	LOU	GT	SU	CU	ST	UTC	UF	HOU
Walker, D. DE	13-5	15.5	-	-	1.0-1	1.5-6	2.0-10	1.0-2	1.0-2	2.5-8	1.0-2	2.0-11	-	3.5-23	-
James, D. DB	8-3	9.5	-	1.0-4	-	-	-	1.0-10	1.0-3	2.0-6	-	1.0-6	1.0-3	0.5-3	2.0-12
Hoskins, R. LB	6-1	6.5	0.5-1	2.0-3	1.0-1	-	1.0-2	-	2.0-2	-	-	-	-	DNP	-
Sweat, J. DE	3-4	5.0	-	-	1.0-0	-	-	1.0-10	-	-	1.5-2	-	-	-	1.5-7
Smith, T. LB	4-1	4.5	-	-	3.5-11	-	DNP	DNP	DNP	DNP	-	-	-	1.0-7	-
Elliott, J. DB	4-0	4.0	-	DNP	-	-	-	1.0-5	-	-	2.0-6	-	-	1.0-6	-
Ramsey, J. DB	3-1	3.5	-	-	-	-	1.0-3	-	-	1.0-2	-	-	-	-	1.5-3
LawrenceStample DT	2-3	3.5	-	-	1.5-9	-	1.0-7	-	-	0.5-3	0.5-1	-	-	-	-
Andrews, N. DB	3-0	3.0	-	-	-	-	-	-	1.0-6	-	-	1.0-13	-	1.0-1	-
Newberry, G. DT	2-2	3.0	1.0-1	1.0-2	-	0.5-2	-	-	-	-	0.5-2	-	-	-	-
Pugh, J. LB	3-0	3.0	-	1.0-2	-	-	-	2.0-8	-	-	-	-	-	-	-
Leonard, R. DE	2-1	2.5	-	-	-	-	-	-	-	-	-	1.5-3	-	1.0-7	-
Nnadi, D. DT	1-2	2.0	-	-	1.0-6	-	-	-	0.5-2	0.5-2	-	-	-	-	-
White, M. DB	2-0	2.0	1.0-3	1.0-5	-	-	-	-	-	-	-	-	-	-	-
Phillips, L. LB	1-1	1.5	1.0-2	-	-	-	-	-	-	-	-	0.5-1	-	DNP	-
Northrup, R. LB	1-0	1.0	-	-	-	-	-	-	-	1.0-4	-	-	-	-	-
Marshall, T. DB	1-0	1.0	1.0-12	-	-	-	-	-	DNP	DNP	DNP	DNP	DNP	DNP	DNP
Bryant, K. DT	1-0	1.0	-	DNP	DNP	DNP	DNP	DNP	DNP	DNP	DNP	1.0-4	DNP	DNP	DNP
Jones, F. DT	1-0	1.0	-	-	DNP	DNP	-	-	DNP	-	-	-	-	1.0-2	-
Hunter, T. DB	0-1	0.5	0.5-0	-	-	-	-	DNP	-	-	-	-	-	-	-
Casher, C. DE	0-1	0.5	0.5-1	DNP	DNP	-	-	DNP	-	-	-	DNP	DNP	-	-
Lyons, T. DB	0-1	0.5	0.5-1	-	DNP	DNP	DNP	DNP	DNP	DNP	DNP	DNP	DNP	DNP	DNP
Christmas, D. DT	0-1	0.5	-	-	-	-	-	-	-	-	0.5-2	-	-	-	-
Featherston, L. DE	0-1	0.5	DNP	DNP	DNP	DNP	-	-	DNP	DNP	DNP	0.5-0	DNP	DNP	-
Westbrook, A. DB	0-1	0.5	DNP	DNP	DNP	DNP	DNP	DNP	-	-	-	0.5-0	-	-	-

