



SPRING FOOTBALL

P R O S P E C T U S

20



16

2016 SPRING PROSPECTUS

GENERAL INFORMATION

President John Thrasher
 Location Tallahassee, Fla.
 Enrollment 41,773 (Fall 2014)
 Founded 1851
 Symbol Seminole
 Colors Garnet & Gold
 Conference Atlantic Coast
 Stadium
 Bobby Bowden Field at Doak S. Campbell Stadium
 Capacity 82,300 (Fall 2015)
 Surface Natural Grass
 Athletics Director Stan Wilcox
 Faculty Athletics Rep Dr. Pamela Perrew

FOOTBALL INFORMATION

Head Football Coach Jimbo Fisher
 Alma Mater Salem '89
 Record at FSU 68-14 (7th year)
 Offensive Formation Multiple
 Defensive Formation Multiple
 All-Time Record 535-241-17
 Season 70th
 Bowl Appearances 45
 Consecutive Bowl Appearances 34
 All-Time Bowl Record 27-16-2
 2015 Record 10-3 (6-2)

SPORTS INFORMATION

Director of Football Communications Zach Stipe
 SID Office Phone (850) 644-1403
 Stipe's E-Mail zstipe@fsu.edu
 Stipe's Office Phone (850) 645-7683
 Associate SID/Football Contact Jason Leturmy
 Leturmy's E-Mail jleturmy@fsu.edu
 Leturmy's Office Phone (850) 644-3920



2016 FLORIDA STATE FOOTBALL SCHEDULE

Date	Opponent	Location	Series Record
Sept. 5	Ole Miss	Orlando, Fla.	Ole Miss leads 1-0
Sept. 10	Charleston Southern	Tallahassee, Fla.	FSU leads 1-0
Sept. 17	at Louisville*	Louisville, Ky.	FSU leads 13-2
Sept. 24	at USF	Tampa, Fla.	FSU leads 2-1
Oct. 1	North Carolina*	Tallahassee, Fla.	FSU leads 15-2-1
Oct. 8	at Miami*	Miami Gardens, Fla.	Miami leads 31-29
Oct. 15	Wake Forest*	Tallahassee, Fla.	FSU leads 27-6-1
Oct. 29	Clemson*	Tallahassee, Fla.	FSU leads 20-9
Nov. 5	at NC State*	Raleigh, N.C.	FSU leads 25-11
Nov. 11	Boston College*	Tallahassee, Fla.	FSU leads 10-4
Nov. 19	at Syracuse*	Syracuse, N.Y.	FSU leads 7-1
Nov. 26	Florida	Tallahassee, Fla.	Florida leads 34-24-2

*Denotes ACC Game

SPRING PRACTICE CALENDAR

FSU will take the field around 3:30 each day except on Saturdays (TBA) and days of scrimmages.

SUNDAY	MONDAY	TUESDAY	WEDNESDAY	THURSDAY	FRIDAY	SATURDAY	SUNDAY	MONDAY	TUESDAY	WEDNESDAY	THURSDAY	FRIDAY	SATURDAY
MARCH							APRIL						
		1	2	3	4	5						1	2
													Practice (11)
6	7	8	9	10	11	12	3	4	5	6	7	8	9
							Practice (12)		Practice (13)	Practice (14)			SPRING GAME 3 p.m.
13	14	15	16	17	18	19	10	11	12	13	14	15	16
			Practice (1)	Practice (2)		Practice (3)							
20	21	22	23	24	25	26	17	18	19	20	21	22	23
	Practice(4)		Practice (5)	Practice (6)		Practice (7)							
27	28	29	30	31									
	Practice (8)		Practice (9)	Practice (10)									

The spring game is at 3 p.m. at the Citrus Bowl in Orlando, Fla.

ACC Football Coaches Spring Media Teleconference Reminder - Wednesday April 20. Jimbo Fisher is scheduled for 10:40 a.m.

COACHING STAFF

Jimbo Fisher.....	Head Coach
Tim Brewster.....	Recruiting Coordinator/TEs
Lawrence Dawsey.....	Co-Offensive Coordinator/WRs
Jay Graham.....	Special Teams Coordinator/RBs
Odell Haggins.....	Associate Head Coach/DTs
Charles Kelly.....	Defensive Coordinator/DBs
Brad Lawing.....	Defensive Ends/OLBs
Bill Miller.....	Linebackers
Randy Sanders.....	Co-Offensive Coordinator/QBs
Rick Trickett.....	Assistant Head Coach/Offensive Line
Vic Vilorio.....	Strength & Conditioning

PLAYER INFORMATION

Lettermen Returning.....	57
.....	32 Offense/24 Defense/1 Special Teams
Lettermen Lost.....	15
.....	1 Offense/11 Defense/3 Special Teams

STARTERS RETURNING (17)

Offense (11): QB Sean Maguire (R-Sr.), RB Dalvin Cook (Jr.), FB Freddie Stevenson (Sr.), WR Jesus Wilson (Sr.), WR Travis Rudolph (Sr.), TE Ryan Izzo (R-So.), LT Rod Johnson (Jr.), LG Kareem Are (R-Sr.), C Alec Eberle (R-So.), RG Wilson Bell (R-Jr.), RT Chad Mavety (R-Sr.).

Defense (6): DE DeMarcus Walker (Sr.), DT Derrick Nnadi (Jr.), DE Josh Sweat (So.), S Derwin James (So.), DB Trey Marshall (Jr.).

STARTERS LOST (7)

Defense (5): DT Nile Lawrence-Stample (R-Sr.), LB Reggie Northrup (Sr.), LB Terrance Smith (R-Sr.), CB Jalen Ramsey (Jr.), Lamaricus Brutus (R-Sr.).

Special Teams (2): Roberto Aguayo (R-Jr.), Cason Beatty (Sr.).

RETURNING LEADERS

Passing	G	Effic.	C-A-Int	Pct	Yds	Td
Maguire	8	139.67	147-219-3	67.1	1778	11
Cosentino	3	72.68	5-10-0	50.0	27	0

Rushing	G	Att	Yards	Avg	TD	Lg	Avg/G
D. Cook	12	229	1691	7.4	19	94	140.9
J. Patrick	9	63	314	5.0	5	28	34.9
M. Pender	3	30	140	4.7	1	21	46.7

Receiving	G	No.	Yards	Avg	TD	Lg	Avg/G
T. Rudolph	13	59	916	15.5	7	75	70.5
J. Wilson	13	58	622	10.7	3	51	47.8
K. Whitfield	13	57	798	14.0	6	70	61.4
D. Cook	12	24	244	10.2	1	36	20.3

Kick Ret.	No.	Yards	Avg	TD	Lg
Whitfield	19	507	26.7	0	59
F. Stevenson	2	18	9.0	0	18

Punt Ret.	No.	Yards	Avg	TD	Lg
J. Wilson	26	111	4.3	0	21

Tackles	UA	A	Tot	TFL	Sacks
D. James	52	39	91	9.5	4.5
D. Walker	26	32	58	15.5	10.5
R. Hoskins	31	21	52	6.5	-
D. Nnadi	18	27	45	2.0	2.0

1 – Dalvin Cook finished the 2015 season as the only player nationally to rank in the top 10 offensively in rush yards/carry (2nd), rushing yards/game (5th), all-purpose yards (6th), rushing yards (6th), rushing touchdowns (8th) and scoring (10th).

3 – Florida State finished the 2015 campaign with three wide receivers compiling at least 50 catches – Travis Rudolph (59), Jesus ‘Bobo’ Wilson (58) and Kermit Whitfield (57). It marked the second time in the last three years, and just the second time since 1990, that FSU has had at least three receivers make at least 50 catches in one year – Rashad Greene (76), Kelvin Benjamin & Kenny Shaw (54) in 2013.

3 – Josh Sweat led all Seminoles with three fumble recoveries following his first season in Tallahassee. The mark tied for the ACC lead and ranked seventh nationally.

3 – The Seminoles return three players on defense that started all 13 games in 2015 – Derrick Nnadi, DeMarcus Walker and Marquez White.

5 – Derwin James was the Seminoles’ leading tackler in five games (Syracuse, NC State, Chattanooga, Florida and Houston) last year including the last four games to wrap-up his freshman season.

6 – Florida State returns six players on defense that led or tied for the team lead in game-by-game tackles in 2015.

9 – Florida State returns more than half of its players on the defensive side of the ball that finished the 2015 season with at least 20 tackles (9 of 17).

10.5 – DeMarcus Walker finished the 2015 season with a team-best 10.5 sacks becoming the first Seminole to record double-digits sacks since Bjoern Werner tallied 13.0 in 2012. Walker’s 0.81 sacks per game ranked fourth in the ACC and 14th nationally.

13 – Dalvin Cook has tallied 13 100-yard rushing games in his first two years at Florida State – good for the fourth most in school history. Warrick Dunn holds the school record at 21.

15 – Florida State tied a school record committing just 15 turnovers in 2015. It marked the fewest turnovers in a single-season by the Seminoles since committing 15 in 1980 (12 games).

15 – FSU ranked as one of the most improved teams nationally in sack productivity from a year ago finishing the year with 32 sacks – a +15 improvement from 2014 when the Seminoles tallied 17 sacks (t-108th nationally).

18 – Roderick Johnson and Jesus ‘Bobo’ Wilson will enter the 2016 season opener against Ole Miss in Orlando with 18 consecutive starts – the longest active streaks on the offensive side of the ball.

21 – Jesus ‘Bobo’ Wilson enters his senior season with the most starts on the offensive side of the ball at 21 including a string of 18 straight.

21 – Florida State owns the nation’s longest active home winning streak at 21 games. The Noles have not lost a home game since November 24, 2012.

26 – Florida State’s quarterback depth chart which includes J.J. Cosentino (R-SO), Deondre Francois (R-FR) and Malik Henry (FR), enters spring practice having played a combined 26 snaps under center – all coming from Cosentino. Sean Maguire will miss spring practice due to the ankle injury he suffered against Houston in the Chick-fil-A Peach Bowl.

27 – DeMarcus Walker enters his senior season with the most starts on the defensive side of the ball at 27 including a run of 20 consecutive starts.

27 – After rushing for 19 touchdowns as a sophomore in 2015, Dalvin Cook has registered 27 career rushing touchdowns – good for the sixth most in the FSU annals. Greg Allen is the career leader with 44 rushing touchdowns.

29 – The Seminoles finished the 2015 season playing 29 freshmen (14 true and 15 redshirts) – tied for the third most freshmen to play nationally. It marked the most freshmen to play in the ACC.

32.1 – Marquez White, who was targeted on just seven percent of the throws by opposing quarterbacks in 2015, ranked second in the ACC at the end of the regular season in terms of completions-per-target at 32.1 percent (STATS LLC).

36 – Florida State currently has 36 former players on active rosters in the NFL.

91 – Derwin James registered 91 tackles in his freshman campaign, good for the second most on the team, 14th most in the ACC and the second highest tally among freshmen in the league. His 91 tackles also marked the third highest tackle output all-time by a freshman at Florida State.

156 – Florida State will enter the 2016 season having not allowed a kickoff return for a touchdown in 156 consecutive games – the longest active streak among FBS schools (10/2/04 – Present).

1261 – Dalvin Cook, who sits fifth on FSU’s all-time career rushing yards list, needs 1,261 yards to surpass Warrick Dunn as the school’s all-time leader. Cook enters his junior campaign with 2,699 career rushing yards on 399 attempts in 25 games.

1791 – With 86 kickoff return yards in the Chick-fil-A Peach Bowl against Houston, Kermit Whitfield became FSU’s all-time career kickoff return leader with 1,791 yards moving past Michael Ray Garvin (1,721).

2015 FLORIDA STATE FOOTBALL RESULTS

Date	Opponent	Location	Result
Sept. 5	Texas State	Tallahassee, Fla.	W, 59-16
Sept. 12	USF	Tallahassee, Fla.	W, 34-14
Sept. 18	Boston College*	Chestnut Hill, Mass.	W, 14-0
Oct. 3	Wake Forest*	Winston Salem, N.C.	W, 24-16
Oct. 10	Miami*	Tallahassee, Fla.	W, 29-24
Oct. 17	Louisville*	Tallahassee, Fla.	W, 41-21
Oct. 24	Georgia Tech*	Atlanta, Ga.	L, 16-22
Oct. 31	Syracuse*	Tallahassee, Fla.	W, 45-21
Nov. 7	Clemson*	Clemson, S.C.	L, 13-23
Nov. 14	NC State*	Tallahassee, Fla.	W, 34-17
Nov. 21	Chattanooga	Tallahassee, Fla.	W, 52-13
Nov. 28	Florida	Gainesville, Fla.	W, 27-2
Dec. 31	Houston (Chick-fil-A Peach Bowl)	Atlanta, Ga.	L, 24-38

*Denotes ACC Game

NOTIN' THE NOLES

NOLES RETURN 11 ON OFFENSE

- Florida State is the only team in the nation that is expected to return all 11 starters in 2016 (according to Phil Steele). Overall, the Noles return 17 starters – tied for fifth nationally. Only Kent State (18), LSU (18), Louisville (18) and Wyoming (18) return more starters on offense and defense than Florida State.
- Seven Seminoles had 10 or more starts on offense in 2015: Rising senior wide receiver Jesus Wilson (13 starts), rising junior left tackle Rod Johnson (13), rising redshirt junior right guard Wilson Bell (13), rising junior running back Dalvin Cook (12), rising junior wide receiver Travis Rudolph (11), rising redshirt sophomore tight end Ryan Izzo (11) and rising senior fullback Freddie Stevenson (10).

WHITE...ACC'S NEXT TOP CB?

- Rising senior cornerback Marquez White could be the top returning cornerback in the ACC. White joined former Clemson All-American Mackensie Alexander as the only two CBs in the league to allow under 45 percent completion percentage and zero touchdowns on passes targeted their way in 2015.
- The Dothan, Ala., native allowed a 44.5 percent completions percentage and was also only targeted 36 times, making him one of the most respected cornerbacks in the conference and the country in 2015.
- He finished the regular season with a completions-per-target percentage of 32.1.
- White played opposite All-American and likely Top-5 pick Jalen Ramsey last season, but will be the veteran leader of the Noles' defensive backfield after starting all 13 games and helping lead a Top-15 pass defense a year ago.
- A versatile athlete, White has also returned punts and practiced as a receiver during his freshman season in addition to playing on the FSU basketball team during the 2013-14 season.

RECEPTIONS RETURNING

- With rising redshirt senior Sean Maguire forced to sit out spring practice because of injury, FSU will lack experience at the quarterback position during the four weeks of practice. The three signal-callers participating in practice will have the nation's most experienced wide receivers to throw to, however.
- Florida State joins Indiana as the only Power 5 schools with three 50-catch receivers returning. The Noles passing game will be led by junior Travis Rudolph (59 receptions, 916 yards, seven touchdowns) and seniors Jesus Wilson (58-622-3) and Kermit Whitfield (57-798-6).
- Wilson enters the 2016 season with the second-most starts on the Noles at 21.

DOMINANT DEMARCUS

- Rising senior DeMarcus Walker spurned the NFL to return to Florida State for his senior season.
- The Jacksonville, Fla., native will enter 2016 as one of the nation's and the ACC's top pass rushers after totaling 10.5 sacks and 15.5 TFLs in 2015. Only Louisville's Devonte Fields (11 sacks) returns with more sacks in the conference.
- Walker finished tied for 13th in the nation in sacks and tied for 34th in TFLs. He tied with Syracuse's Ron Thompson for the ACC lead and ninth nationally with four forced fumbles as well.
- Walker, who was named one of four permanent captains for the 2015 season, leads the Seminoles with 27 career starts.

JAMES POISED FOR BREAKOUT

- Rising sophomore safety Derwin James emerged as one of the nation's top freshman defenders in 2015 and is poised to make the leap as one of the country's best defensive backs in 2016 after he totaled 91 tackles, 9.5 TFLs, 4.5 sacks, five PBUs, three QB hurries, two fumbles forced and

two fumble recoveries en route to All-ACC Third Team honors.

- The stat-stuffer accomplished all of this while starting only the final eight games of the season, and all but two of his tackles came during the final 10 games.
- His 91 total stops were the third most by a true freshman in FSU history behind two of the greatest defenders in school history, Ron Simmons and Marvin Jones. James was used as a safety, nickelback and edge rusher by defensive coordinator Charles Kelly and wreaked havoc on opponents down the stretch, including his ACC Defensive Back of the Week performance versus NC State (10 tackles, one TFL, one sack and one fumble recovery).
- The Haines City, Fla., native led the team in tackles five times, including a career-best 14 stops to cap the season against Houston in the Chick-fil-A Peach Bowl.

WHEN IS HIS NEXT BIG GAME?

- Rising junior Travis Rudolph has a knack for exploding for big games in his career.
- He became the first Seminole ever to have 200 receiving yards in a bowl game by totaling seven receptions for 201 yards and a 65-yard score versus Houston in the 2015 Chick-fil-A Peach Bowl. His yardage total is the 12th-highest in FSU history.
- Rudolph caught touchdown passes of 75 yards and 45 yards in the first quarter against Syracuse en route to 172 first half receiving yards. He finished the game with five receptions for 191 yards and three touchdowns.
- The West Palm Beach, Fla., native finished the season with the second- and fourth-best single game receiving yardage totals in the ACC in 2015.

WHERE COOK RANKS

Florida State All-American running back Dalvin Cook has only played two years of college football and just 25 games. The Miami native is already leaving his mark on the Florida State and ACC record books, however.

FLORIDA STATE CAREER RUSHING YARDS

	Years	Att.	Yards
1. Warrick Dunn	(93-96)	575	3959
2. Greg Allen	(81-84)	624	3769
3. Travis Minor	(97-00)	664	3218
4. Larry Key	(74-77)	625	2953
5. Dalvin Cook	(14-PR)	399	2699

FLORIDA STATE CAREER RUSHING TOUCHDOWNS

	Years	TDs
1. Greg Allen	(81-84)	44
2. Warrick Dunn	(93-96)	37
3. Devonta Freeman	(11-13)	30
Amp Lee	(89-91)	30
5. Travis Minor	(97-00)	28
6. Dalvin Cook	(14-PR)	27

FLORIDA STATE SINGLE-GAME YARDS

	Opponent	Year	Yards
1. Greg Allen	Western Carolina	1981	322
2. Dalvin Cook	USF	2015	266
3. Sammie Smith	East Carolina	1987	244
4. Greg Allen	Arizona State	1984	223
5. Dalvin Cook	Miami	2015	222

ACC CAREER YARDS PER GAME

	Yards/Game
1. Dalvin Cook (FSU)	107.96
2. Giovanni Bernard (UNC)	107.89
3. Ted Brown (NCST)	107.0
4. Duke Johnson (Miami)	106.6
5. Steve Jones (Duke)	105.4

DC4'S 2015 CAMPAIGN

**FIRST-TEAM
ALL-AMERICAN**

FLORIDA STATE RECORD

1,691
RUSHING YARDS

1,935
ALL-PURPOSE YARDS

74
YARDS/CARRY

20
TOUCHDOWNS

27
PLAYS OF 20+ YDS

31.9
YDS/TOUCHDOWN

DC4'S CAREER NUMBERS

ACC RECORD

107.96
RUSH YDS/GAME

2,699
RUSH YARDS

13
100-YARD GAMES

29.2
YDS/TOUCHDOWN

28
TOUCHDOWNS

6.8
YARDS/CARRY

Signature PERFORMANCES

269
ALL-PURPOSE YDS
vs. MIAMI (2015)

3
TOUCHDOWNS

266
RUSHING YDS
vs. USF (2015)

3
TOUCHDOWNS

194
RUSHING YDS
vs. #1 CLEMSON (2015)

1
TOUCHDOWN

COLLEGE FOOTBALL'S MOST EXPLOSIVE PLAYER RETURNS FOR HIS JUNIOR SEASON

NOTIN' THE NOLES

CATCH HIM IF YOU CAN

- Rising senior wide receiver/kick returner Levonte "Kermit" Whitfield broke out as one of the ACC's top receivers in 2015 by tallying 57 receptions for 798 yards and six touchdowns en route to All-ACC Second Team honors. Whitfield entered his junior season with only 16 catches and no receiving scores, but had forever etched his name in Seminole history by returning a touchdown 100 yards for a TD to give FSU its first lead of the game in the fourth quarter of the 2013 BCS National Championship at the Rose Bowl.
- Whitfield enters 2016 as FSU's all-time leader in kick return yards with 1,791 and career kick return average (26.3).
- The Orlando native was named ACC Receiver of the Week after a nine-reception, 172-yard, 70-yard TD game vs. Louisville in 2015.
- He led the nation and broke a 59-year-old ACC record for kick return average (36.4) as a true freshman in 2013.
- Whitfield had a game-changing 100-yard kick return TD vs. Auburn in the 2013 National Championship Game. He also had 97-yard TD return vs. Wake Forest in 2013.

SWEAT FINDS EARLY SUCCESS

- Rising sophomore defensive end Josh Sweat entered his first collegiate season coming off of a serious knee injury he suffered during his final high school season, so expectations were tempered for the five-star recruit.
- Sweat played in all 13 games and made nine starts, while finishing with 41 tackles, 5.0 TFLs, two sacks, an interception and three fumble recoveries.
- His three fumble recoveries led the ACC and tied for seventh in the nation.
- The Chesapeake, Va., native was named the top true freshman defensive end in the nation by Pro Football Focus and received the highest grade against the run of any first-year defensive end from the web site that tracks every single play.
- He also collected honorable mention Freshman All-America honors from Campus Insider and was honored as one of FSU's Top Newcomers on Defense at the end of the year banquet.

ORLANDO TAKEOVER BEGINS IN APRIL

- Florida State's annual Garnet and Gold Spring Game will be held at the Orlando Citrus Bowl while construction continues inside Doak Campbell Stadium. Kickoff for the game will take place at 3:00 p.m., with Florida State and FCSports sponsoring several additional events surrounding the game, including the Friday Night Block Party which will be held at I-Drive 360 from 5-10 p.m. and will feature the Velcro Pygmies, the FSU Marching Chiefs and Seminole Cheerleaders.
- The spring game will be a ticketed event with general admission seats selling for \$5 each in advance and \$11 the day of the game. A limited number of club seats are available for Seminole Booster members only.
- For more information visit Seminoles.com. Tickets are currently on sale at Ticketmaster.com.
- FSU will also open the season in the same stadium versus Ole Miss at the 2016 Orlando Kickoff Game at 8 p.m. on Labor Day – Sept. 5.
- **Notable Orlando Natives:** QB Deondre Francois, WR Kermit Whitfield, WR Nyqwan Murray,

LB Ro'Derrick Hoskins and RB Jacques Patrick.

BIG HONOR FOR BIG ROD

- Sophomore slump? Not for rising junior Roderick Johnson in 2015 as FSU's standout left tackle built on his Freshman All-American debut by grabbing the ACC's Offensive Lineman of the Year award.
- Johnson became the seventh Seminole to win the ACC's Jacobs Blocking Trophy. It's the 11th time an FSU player grabbed the award and third consecutive year after Cameron Erving snagged the award in 2013 and 2014.
- The Florissant, Mo., native amassed 20 total points in the coaches' voting of the award to outpace Duke's Matt Skura and North Carolina's Landon Turner, who each had 14 points.
- Johnson had FSU's highest offensive line grade in five contests last season and he grabbed All-ACC First Team and All-America Second Team (Sporting News and USA Today) honors.

WHO'S NEXT?

- Florida State head coach Jimbo Fisher has coached a consensus All-American every year since taking over the Seminoles' program in 2010. Cornerback Jalen Ramsey became the 10th Seminole to capture consensus All-America honors under Fisher in 2015. The dynamic defensive back also has a great chance of extending Florida State's first round pick streak to four years in a row. Most mock drafts have Ramsey going in the Top 5. He could be the eighth first round pick under Fisher.

Consensus All-Americans Under Fisher

- CB Jalen Ramsey (2015)
- K Roberto Aguayo (2014)
- OG Tre' Jackson (2014)
- TE Nick O'Leary (2014)
- DB Lamarcus Joyner (2013)
- C Bryan Stork (2013)
- QB Jameis Winston (2013)
- DE Bjoern Werner (2012)
- P Shawn Powell (2011)
- OG Rodney Hudson (2010)

First Round Picks Under Fisher

- Jameis Winston (No. 1, 2015)
- Cameron Erving (No. 19, 2015)
- Kelvin Benjamin (No. 28, 2014)
- EJ Manuel (No. 16, 2013)
- Bjoern Werner (No. 24, 2013)
- Xavier Rhodes (No. 25, 2013)
- Christian Ponder (No. 12, 2011)

SEMINOLES JOIN TIDE

- Florida State joins Alabama as the only two teams in college football that enter the 2016 season having gone to four consecutive BCS/New Year's Six bowl games. Alabama has been to five straight, while FSU is right behind with four - the 2013 Orange Bowl, 2014 BCS Championship, 2015 Rose Bowl and 2015 Chick-fil-A Peach Bowl.

Current BCS/NY6 Streaks

- Alabama (5)
- **Florida State (4)**
- Michigan State, Ohio State (3)
- Ole Miss (2)
- Clemson, Oklahoma, Houston, Notre Dame, Stanford, Iowa, Oklahoma St (1)

FISHER SETS HISTORIC PACE

- Entering his seventh year as the head coach at Florida State, Jimbo Fisher has authored one of the most successful starts to a head coaching career in college football history. Fisher's 68 wins are the most in college football history during a coach's first six seasons, while his .829 winning percentage is by far the highest of any ACC coach all-time.
- Among active coaches with five years of experience, Fisher's 11.33 wins per season average is the most of any coach in college football, while his winning percentage ranks second behind only Urban Meyer.

Average Wins Per Season Current Head Coaches

1. Jimbo Fisher (FSU)	11.33
2. Urban Meyer (Ohio State)	11.00
3. Chris Petersen (Wash. St.)	10.70
4. Bob Stoops (Oklahoma)	10.53
5. Mark Richt (Miami)	9.67

Active Winning Percentage Current Head Coaches

1. Urban Meyer (Ohio State)	154-27	.851
2. Jimbo Fisher (FSU)	68-14	.829
3. Chris Petersen (Wash. St.)	107-24	.817
4. Bob Stoops (Oklahoma)	179-46	.796
5. David Shaw (Stanford)	54-14	.794

SPRING INJURY REPORT

Following Fourth Quarter Drills, head coach Jimbo Fisher announced the following players will miss spring practice due to injury:

- OL Abdul Bello (knee)
- DT Keith Bryant (foot)
- OL Ryan Hoefeld (shoulder)
- OL Derrick Kelly (knee)
- TE Jeremy Kerr (shoulder)
- LB Tyrell Lyons (knee)
- QB Sean Maguire (leg)
- DE Janarius Robinson (shoulder)
- OL Chad Mavety

2016 FLORIDA STATE SPRING NUMERICAL ROSTER

No	Name	Pos	Ht.	Wt	Cl	Hometown/HS/Previous School
1	Ermon Lane	WR	6-3	203	JR	Homestead, Fla./Homestead Senior
3	Derwin James	DB	6-3	213	SO	Haines City, Fla./Haines City
3	Jesus Wilson	WR	5-10	186	SR	Miami, Fla./Christopher Columbus
4	Dalvin Cook	RB	5-11	206	JR	Miami, Fla./Miami Central
4	Tarvarus McFadden	DB	6-2	201	SO	Fort Lauderdale, Fla./American Heritage
5	DaVante Phillips	WR	6-1	204	SO	Miami, Fla./Miami Central
6	Malik Henry	QB	6-2	185	FR	yes Inglewood, Calif./Poly
6	Matthew Thomas	LB	6-3	227	r-JR	Miami, Fla./Booker T. Washington
7	Ryan Green	DB	5-11	205	r-JR	St. Petersburg, Fla./St. Petersburg Catholic
7	Mario Pender	RB	5-10	203	r-SR	Cape Coral, Fla./Island Coast
8	Kermit Whitfield	WR	5-8	180	SR	Orlando, Fla./Jones
9	Jacques Patrick	RB	6-2	233	SO	Orlando, Fla./Timber Creek
9	Josh Sweat	DE	6-5	236	SO	Chesapeake, Va./Oscar Smith
10	Calvin Brewton	DB	6-0	181	SO	Miami, Fla./Miami Central
10	Sean Maguire	QB	6-3	223	r-SR	Sparta, N.J./Seton Hall Prep
11	George Campbell	WR	6-4	192	SO	Clearwater, Fla./East Lake
11	Janarius Robinson	DE	6-5	244	FR	Panama City, Fla.
12	Deondre Francois	QB	6-1	214	r-FR	Orlando, Fla./IMG Academy
12	Arthur Williams	DT	6-4	325	r-SO	Waycross, Ga./E.E. Smith (N.C.)
13	Ja'Vonn Harrison	WR	6-2	196	JR	Lakeland, Fla./Kathleen
15	Travis Rudolph	WR	6-1	189	JR	West Palm Beach, Fla./Cardinal Newman
16	J.J. Cosentino	QB	6-4	239	r-SO	Lower Burrell, Pa./Central Catholic
16	Jacob Pugh	LB	6-4	232	JR	Dade City, Fla./Godby
18	Ro'Derrick Hoskins	LB	6-2	245	r-JR	Orlando, Fla./Evans
18	Auden Tate	WR	6-5	218	SO	Irmo, S.C./Wharton (Fla.)
19	Ricky Aguayo	K	6-1	198	FR	Mascotte, Fla./IMG Academy (Fla.)
19	A.J. Westbrook	DB	6-0	182	SO	Daytona Beach, Fla./Mainland
20	Bobby Lyons, II	WR	6-0	184	r-SO	Orlando, Fla./Ocoee
20	Trey Marshall	DB	6-0	209	JR	Lake City, Fla./Columbia
21	Chris Casher	TE	6-4	256	r-SR	Mobile, Ala./Davidson
22	Tyrell Lyons	DB	6-1	213	r-JR	Jacksonville, Fla./First Coast
23	Herbans Paul	DB	6-2	199	SR	Immokalee, Fla./Immokalee
23	Freddie Stevenson	FB	6-1	243	SR	Bartow, Fla./Bartow
24	Marcus Lewis	DB	6-1	196	SO	Washington, D.C./Gonzaga
26	Johnathan Vickers	RB	6-1	227	JR	Quincy, Fla./North Florida Christian
27	Marquez White	DB	6-0	181	SR	Dothan, Ala./Northview
28	Malique Jackson	DB	6-0	163	JR	Jesup, Ga./Wayne County
28	Kevin Robledo	K	6-1	164	r-FR	Thousand Oaks, Calif./Westlake
29	Nate Andrews	DB	6-0	210	SR	Fairhope, Ala./Fairhope
30	Sh'Mar Kilby-Lane	LB	6-1	223	SO	Hollywood, Fla./Hallandale
31	Omari Albert	RB	5-7	200	r-SR	Orlando, Fla./Wekiva
31	Kris Dixon	DE	6-1	212	r-FR	Tallahassee, Fla./Godby
32	Array Culmer	DB	5-7	175	r-SO	Jacksonville, Fla./Robert E. Lee
32	Steven Williams	RB	5-8	164	r-SR	Naples, Fla./Naples/Tallahassee CC
33	Colton Plante	FB	6-2	236	SO	Orlando, Fla./First Academy
38	Izaiah Prouse-Lackey	DB	5-9	182	r-SO	Atlanta, Ga./Riverwood
39	Reginald Dixon, Jr.	DB	5-10	203	r-SR	Tallahassee, Fla./Godby
39	Claudio Willaims	LB	6-0	250	r-FR	Hialeah, Fla./Hialeah Gardens
40	Ken Burnham	LS/LB	6-0	208	r-SO	Lithia, Fla./Newsome
40	Nick Patti	LB	6-1	222	r-SO	Fairhope, Ala./Fairhope
41	Lorenzo Featherston	DE	6-7	218	JR	Greensboro, N.C./Page
42	Patrick Corser	WR	5-8	175	r-JR	Orlando, Fla./Timber Creek
42	Isaiah Denman	WR	5-10	180	r-FR	Niceville, Fla./Niceville
43	Jason Duff	RB	6-0	186	r-FR	North Ft. Myers/North Ft. Myers
43	Xavier Hurge	DB	6-1	206	r-SO	Coral Springs, Fla./Florida Virtual School
44	DeMarcus Walker	DE	6-3	273	SR	Jacksonville, Fla./Sandalwood

No	Name	Pos	Ht.	Wt	Cl	Hometown/HS/Previous School
45	Delvin Purifoy	LB	6-2	243	r-SO	Cantonment, Fla./Pensacola Catholic
47	Stephen Gabbard	LS	6-2	251	JR	Tallahassee, Fla./Godby
48	Vernon Norwood	LB	6-0	214	r-SO	Jupiter, Fla./Cardinal Newman/FAU
49	N'Namdi Green	TE	6-3	230	r-SO	Tampa, Fla./Berkeley Prep
49	Jonathan Hernandez	P	6-4	234	r-JR	Bradenton, Fla./Manatee
49	Cedric Wood	DT	6-3	309	FR	Tallahassee, Fla./Godby
51	Josh Brown	LB	6-3	217	FR	Charlotte, N.C./Mallard Creek
52	David Robbins	OL	6-4	326	r-FR	Glenelg, Md./Glenelg
53	Joshua Peters	OL	6-3	299	r-SO	Orlando, Fla./First Academy
54	Alec Eberle	OL	6-4	287	r-SO	Mechanicsville, Va./Atlee
55	Fredrick Jones	DT	6-2	311	r-SO	Miami, Fla./Miami Central
55	Chad Mavety	OL	6-5	344	r-SR	Sparta, N.J./Sparta/Nassau CC
56	Brent Terry	LB	6-1	200	r-SO	Jacksonville, Fla./Creekside
57	Corey Martinez	OL	6-4	297	r-SO	Tampa, Fla./Tampa Catholic
59	Ryan Hoefeld	OL	6-2	305	r-JR	New Orleans, La./Brother Martin
60	Andrew Boselli	OL	6-4	303	FR	Jacksonville, Fla./Episcopal
60	Herbans Paul	DB	6-2	199	r-JR	Immokalee, Fla./Immokalee
61	Harrison Frank	LS	6-3	200	r-FR	Fort Lauderdale, Fla./St. Thomas Aquinas
62	Ethan Frith	OL	6-7	317	SO	Summit, Miss./North Pike
64	Willie Smith	OL	6-2	303	r-JR	Sarasota, Fla./Sarasota
66	Keith Weeks	OL	6-4	299	r-SR	Valrico, Fla./Newsome
67	Adam Torres	DT	6-4	274	r-SO	Lake Mary, Fla./Lake Mary
68	Greg Turnage	OL	6-3	270	SO	Gainesville, Fla./Eastside
70	Cole Minshe	OL	6-5	337	r-FR	Pridgen, Ga./Coffee County
71	Brock Ruble	OL	6-8	293	r-SO	Charlotte Hall, Md./DeMatha Catholic
72	Kareem Are	OL	6-6	334	r-SR	Elmont, N.Y./Sewanhaka/Fort Scott CC
73	Caleb Holley	DT	6-3	339	r-FR	Key West, Fla./East Bay
74	Derrick Kelly	OL	6-5	321	r-SO	Quincy, Fla./East Gadsden
75	Abdul Bello	OL	6-6	316	r-FR	Warri, Nigeria/Montverde Academy (Fla.)
76	Rick Leonard	DE	6-7	287	JR	Middletown, Md./Middletown
76	Greg Turnage	OL	6-3	270	r-FR	Gainesville, Fla./Eastside
77	Roderick Johnson	OL	6-7	307	JR	Florissant, Mo./Hazelwood Central
78	Wilson Bell	OL	6-5	313	r-JR	Mobile, Ala./Blount
80	Nyqwan Murray	WR	5-11	179	SO	Orlando, Fla./Oak Ridge
81	Ryan Izzo	TE	6-5	243	r-SO	Highland Lakes, N.J./Pope John XXIII
82	Bryan LaCivita	WR	6-1	183	r-JR	Gainesville, Fla./St. Francis Catholic
84	Jalen Wilkerson	TE	6-4	278	r-FR	Douglas, Ga./Coffee County
85	Jeremy Kerr	TE	6-6	250	r-JR	St. Petersburg, Fla./St. Petersburg
86	Justin Motlow	WR	5-11	183	r-SO	Tampa, Fla./Tampa Catholic
86	Darvin Taylor, II	DT	6-3	298	r-FR	Chester, Va./Thomas Dale
87	Jared Jackson	WR	6-2	193	r-JR	Monticello, Fla./Aucilla Christian
88	Mavin Saunders	TE	6-5	253	r-SO	Bimini, Bahamas/The Kinkaid School (Texas)
89	Gilbert Henric, Jr.	WR	6-0	194	r-SO	Miami, Fla./Columbus/Miami Dade College
90	Demarcus Christmas	DT	6-4	290	r-SO	Sarasota, Fla./Manatee
91	Derrick Nnadi	DT	6-1	303	JR	Virginia Beach, Va./Ocean Lakes
92	Justin Shanks	DT	6-2	331	r-SR	Prattville, Ala./Prattville
94	Wally Aimé	DT	6-4	289	SO	Boynton Beach, Fla./Fort Scott (Kan.) CC
95	Keith Bryant	DT	6-2	281	r-JR	Delray Beach, Fla./Atlantic
97	Isaiah Smallwood	DE	6-3	208	r-SO	Dover, Fla./Strawberry Coast

2016 FLORIDA STATE SPRING ALPHABETICAL ROSTER

No	Name	Pos	Ht.	Wt	Cl	Hometown/HS/Previous School	No	Name	Pos	Ht.	Wt	Cl	Hometown/HS/Previous School
19	Ricky Aguayo	K	6-1	198	FR	Mascotte, Fla./IMG Academy (Fla.)	20	Trey Marshall	DB	6-0	209	JR	Lake City, Fla./Columbia
94	Wally Aimé	DT	6-4	289	SO	Boynton Beach, Fla./Fort Scott (Kan.) CC	57	Corey Martinez	OL	6-4	297	r-SO	Tampa, Fla./Tampa Catholic
31	Omar Albert	RB	5-7	200	r-SR	Orlando, Fla./Wekiva	55	Chad Mavety	OL	6-5	344	r-SR	Sparta, N.J./Sparta/Nassau CC
29	Nate Andrews	DB	6-0	210	SR	Fairhope, Ala./Fairhope	4	Tarvarus McFadden	DB	6-2	201	SO	Fort Lauderdale, Fla./American Heritage
72	Kareem Are	OL	6-6	334	r-SR	Elmont, N.Y./Sewanhaka/Fort Scott CC	70	Cole Minshew	OL	6-5	337	r-FR	Pridgen, Ga./Coffee County
78	Wilson Bell	OL	6-5	313	r-JR	Mobile, Ala./Blount	86	Justin Motlow	WR	5-11	183	r-SO	Tampa, Fla./Tampa Catholic
75	Abdul Bello	OL	6-6	316	r-FR	Warri, Nigeria/Montverde Academy (Fla.)	80	Nyqwan Murray	WR	5-11	179	SO	Orlando, Fla./Oak Ridge
60	Andrew Boselli	OL	6-4	303	FR	Jacksonville, Fla./Episcopal	91	Derrick Nnadi	DT	6-1	303	JR	Virginia Beach, Va./Ocean Lakes
10	Calvin Brewton	DB	6-0	181	SO	Miami, Fla./Miami Central	48	Vernon Norwood	LB	6-0	214	r-SO	Jupiter, Fla./Cardinal Newman/FAU
51	Josh Brown	LB	6-3	217	FR	Charlotte, N.C./Mallard Creek	9	Jacques Patrick	RB	6-2	233	SO	Orlando, Fla./Timber Creek
95	Keith Bryant	DT	6-2	281	r-JR	Delray Beach, Fla./Atlantic	40	Nick Patti	LB	6-1	222	r-SO	Fairhope, Ala./Fairhope
40	Ken Burnham	LS/LB	6-0	208	r-SO	Lithia, Fla./Newsome	23	Herbans Paul	DB	6-2	199	r-JR	Immokalee, Fla./Immokalee
11	George Campbell	WR	6-4	192	SO	Clearwater, Fla./East Lake	7	Mario Pender	RB	5-10	203	r-SR	Cape Coral, Fla./Island Coast
21	Chris Casher	TE	6-4	256	r-SR	Mobile, Ala./Davidson	53	Joshua Peters	OL	6-3	299	r-SO	Orlando, Fla./First Academy
90	Demarcus Christmas	DT	6-4	290	r-SO	Sarasota, Fla./Manatee	5	DaVante Phillips	WR	6-1	204	SO	Miami, Fla./Miami Central
4	Dalvin Cook	RB	5-11	206	JR	Miami, Fla./Miami Central	33	Colton Plante	FB	6-2	236	SO	Orlando, Fla./First Academy
32	Tres Copeland	DB	6-0	179	r-JR	Madison, Fla./Aucilla Christian/Tallahassee CC	38	Izaiah Prouse-Lackey	DB	5-9	182	r-SO	Atlanta, Ga./Riverwood
42	Patrick Corser	WR	5-8	175	r-JR	Orlando, Fla./Timber Creek	16	Jacob Pugh	LB	6-4	232	JR	Dade City, Fla./Godby
16	J.J. Cosentino	QB	6-4	239	r-SO	Lower Burrell, Pa./Central Catholic	45	Delvin Purifoy	LB	6-2	243	r-SO	Cantonment, Fla./Pensacola Catholic
32	Array Culmer	DB	5-7	175	r-SO	Jacksonville, Fla./Robert E. Lee	52	David Robbins	OL	6-4	326	r-FR	Glenelg, Md./Glenelg
42	Isaiah Denman	WR	5-10	180	r-FR	Niceville, Fla./Niceville	11	Janarius Robinson	DE	6-5	244	FR	Panama City, Fla.
31	Kris Dixon	DE	6-1	212	r-FR	Tallahassee, Fla./Godby	28	Kevin Robledo	K	6-1	164	r-FR	Thousand Oaks, Calif./Westlake
39	Reginald Dixon, Jr.	DB	5-10	203	r-SR	Tallahassee, Fla./Godby	71	Brock Ruble	OL	6-8	293	r-SO	Charlotte Hall, Md./DeMatha Catholic
43	Jason Duff	RB	6-0	186	r-FR	North Ft. Myers/North Ft. Myers	15	Travis Rudolph	WR	6-1	189	JR	West Palm Beach, Fla./Cardinal Newman
54	Alec Eberle	OL	6-4	287	r-SO	Mechanicsville, Va./Atlee	88	Mavin Saunders	TE	6-5	253	r-SO	Bimini, Bahamas/The Kinkaid School (Texas)
41	Lorenzo Featherston	DE	6-7	218	JR	Greensboro, N.C./Page	92	Justin Shanks	DT	6-2	331	r-SR	Prattville, Ala./Prattville
12	Deondre Francois	QB	6-1	214	r-FR	Orlando, Fla./IMG Academy	97	Isaiah Smallwood	DE	6-3	208	r-SO	Dover, Fla./Strawberry Coast
61	Harrison Frank	LS	6-3	200	r-FR	Fort Lauderdale, Fla./St. Thomas Aquinas	64	Willie Smith	OL	6-2	303	r-JR	Sarasota, Fla./Sarasota
62	Ethan Frith	OL	6-7	317	SO	Summit, Miss./North Pike	23	Freddie Stevenson	FB	6-1	243	SR	Bartow, Fla./Bartow
47	Stephen Gabbard	LS	6-2	251	JR	Tallahassee, Fla./Godby	9	Josh Sweat	DE	6-5	236	SO	Chesapeake, Va./Oscar Smith
49	N'Namdi Green	TE	6-3	230	r-SO	Tampa, Fla./Berkeley Prep	18	Auden Tate	WR	6-5	218	SO	Irmo, S.C./Wharton (Fla.)
7	Ryan Green	DB	5-11	205	r-JR	St. Petersburg, Fla./St. Petersburg Catholic	86	Darvin Taylor, II	DT	6-3	298	r-FR	Chester, Va./Thomas Dale
13	Ja'Vonn Harrison	WR	6-2	196	JR	Lakeland, Fla./Kathleen	56	Brent Terry	LB	6-1	200	r-SO	Jacksonville, Fla./Creekside
89	Gilbert Henric, Jr.	WR	6-0	194	r-SO	Miami, Fla./Columbus/Miami Dade College	6	Matthew Thomas	LB	6-3	227	r-JR	Miami, Fla./Booker T. Washington
6	Malik Henry	QB	6-2	185	FR	yes Inglewood, Calif./Poly	67	Adam Torres	DT	6-4	274	r-SO	Lake Mary, Fla./Lake Mary
49	Jonathan Hernandez	P	6-4	234	r-JR	Bradenton, Fla./Manatee	68	Greg Turnage	OL	6-3	270	r-FR	Gainesville, Fla./Eastside
59	Ryan Hoefeld	OL	6-2	305	r-JR	New Orleans, La./Brother Martin	26	Johnathan Vickers	RB	6-1	227	JR	Quincy, Fla./North Florida Christian
73	Caleb Holley	DT	6-3	339	r-FR	Key West, Fla./East Bay	44	DeMarcus Walker	DE	6-3	273	SR	Jacksonville, Fla./Sandalwood
18	Ro'Derrick Hoskins	LB	6-2	245	r-JR	Orlando, Fla./Evans	66	Keith Weeks	OL	6-4	299	r-SR	Valrico, Fla./Newsome
43	Xavier Hurge	DB	6-1	206	r-SO	Coral Springs, Fla./Florida Virtual School	19	A.J. Westbrook	DB	6-0	182	SO	Daytona Beach, Fla./Mainland
81	Ryan Izzo	TE	6-5	243	r-SO	Highland Lakes, N.J./Pope John XXIII	27	Marquez White	DB	6-0	181	SR	Dothan, Ala./Northview
87	Jared Jackson	WR	6-2	193	r-JR	Monticello, Fla./Aucilla Christian	8	Kermit Whitfield	WR	5-8	180	SR	Orlando, Fla./Jones
28	Malique Jackson	DB	6-0	163	JR	Jesup, Ga./Wayne County	84	Jalen Wilkerson	TE	6-4	278	r-FR	Douglas, Ga./Coffee County
3	Derwin James	DB	6-3	213	SO	Haines City, Fla./Haines City	12	Arthur Williams	DT	6-4	325	r-SO	Waycross, Ga./E.E. Smith (N.C.)
77	Roderick Johnson	OL	6-7	307	JR	Florissant, Mo./Hazelwood Central	39	Claudio Williams	LB	6-0	250	r-FR	Hialeah, Fla./Hialeah Gardens
55	Fredrick Jones	DT	6-2	311	r-SO	Miami, Fla./Miami Central	32	Steven Williams	RB	5-8	164	r-SR	Naples, Fla./Naples/Tallahassee CC
74	Derrick Kelly	OL	6-5	321	r-SO	Quincy, Fla./East Gadsden	3	Jesus Wilson	WR	5-10	186	SR	Miami, Fla./Christopher Columbus
85	Jeremy Kerr	TE	6-6	250	r-JR	St. Petersburg, Fla./St. Petersburg	49	Cedric Wood	DT	6-3	309	FR	Tallahassee, Fla./Godby
30	Sh'Mar Kilby-Lane	LB	6-1	223	SO	Hollywood, Fla./Hallandale							
82	Bryan LaCivita	WR	6-1	183	r-JR	Gainesville, Fla./St. Francis Catholic							
1	Ermon Lane	WR	6-3	203	JR	Homestead, Fla./Homestead Senior							
76	Rick Leonard	DE	6-7	287	JR	Middletown, Md./Middletown							
24	Marcus Lewis	DB	6-1	196	SO	Washington, D.C./Gonzaga							
20	Bobby Lyons, II	WR	6-0	184	r-SO	Orlando, Fla./Ocoee							
22	Tyrell Lyons	DB	6-1	213	r-JR	Jacksonville, Fla./First Coast							
10	Sean Maguire	QB	6-3	223	r-SR	Sparta, N.J./Seton Hall Prep							



Just six years into what is quickly becoming a legendary head coaching career, Florida State's Jimbo Fisher has established the Seminoles as one of the nation's premier college football programs and himself as one of the top

coaches of the current era.

Fisher already dots the record books by having captured a national championship in 2013, holding by far the highest winning percentage in ACC history (.829), leading all active coaches in wins per season (11.3) and collecting the most wins (68) of any "Power Five" coach in their first six seasons.

He has guided the Noles to unparalleled success, while developing NFL talent at an unprecedented rate. FSU set a modern-day record with 29 draft picks over a three-year span from 2013-15, including No. 1 overall pick Jameis Winston in 2015.

In his fourth year as head coach in 2013, Fisher planted the Seminoles back at the top of the college football world, leading Florida State to a 14-0 mark en route to the final BCS National Championship. FSU has built on that success in the two seasons since. Fisher followed up the historic campaign -- which included an NCAA record 712 points and the nation's No. 1 scoring defense (12.1) -- by leading Florida State to the first-ever College Football Playoff Semifinals at the Rose Bowl and capturing the Noles' third consecutive Atlantic Coast Conference Championship in 2014. The Seminoles won an incredible ACC-record 29 consecutive games along the way.

Despite losing an impressive 11 draft picks to the NFL, Fisher led the Seminoles to a fourth-consecutive BCS/New Year's Six bowl game in 2015 and finished with 10 wins for the fifth time in six years. Defensive back Jalen Ramsey, kicker Roberto Aguayo and running back Dalvin Cook all collected All-America honors.

Fisher enters his seventh season with a 68-14 record, including four bowl wins and three ACC Championships. His .829 winning percentage is the second-best in the nation among active coaches, while FSU's 49 victories since 2012 are the third-most over a four-year span in college football history.

Fisher and the Seminoles show no signs of slowing down, either. FSU returns 17 starters, including all 11 on offense, in 2016 and signed the nation's No. 1 recruiting class in February.

Fisher came to Florida State as offensive coordinator in 2007 and was promoted to head coach in 2010. He quickly found success at the helm of the Seminoles by winning 10 games in two of his first three years and capturing a perfect 3-0 bowl record. In 2012, he led FSU to its first ACC Championship since 2005 and a 31-10 victory in the Orange Bowl.

He followed up 2012 with 2013's historic 14-0 season that featured 17 All-ACC selections, six All-America honorees and winners of the Lou Groza Award, Rimington Trophy, Davey O'Brien Quarterback Award and the Heisman Trophy. The 2013 season culminated with Florida State completing an 18-point comeback to defeat Auburn, 34-31, in the national championship game at the Rose Bowl.

The Seminoles became the sixth team ever to win 14 games and the first ACC team to accomplish the feat. Fisher was named the Rawlings College Football Coach of the Year and the AFCA Regional

HEAD COACH JIMBO FISHER | 7TH SEASON



Coach of the Year for Region 1 in 2013 and was a finalist for the Eddie Robinson Coach of the Year and the Bobby Bowden Coach of the Year awards.

Florida State continued that success in 2014, winning its first 13 games before falling to Oregon in the Rose Bowl. FSU had 17 players capture All-ACC honors for a second straight season and featured four First Team All-Americans in addition to the John Mackey Award winner.

Known for his success in developing quarterbacks, Fisher has tutored three first-round NFL draft picks at the position at FSU, including Winston, who became the first Seminole selected first overall by the Tampa Bay Buccaneers in the 2015 NFL Draft. Quarterbacks Christian Ponder (12th overall pick, 2011) and EJ Manuel (16th overall, 2013) also developed under Fisher.

Overall, Fisher has seen 36 Seminoles drafted into the NFL since becoming head coach in 2010, including a modern day national three-year record of 29 combined from 2013-15. The Seminoles tied their own ACC record with 11 draft picks in 2015, led by first round selections Winston and offensive lineman Cameron Erving (19th pick, Cleveland Browns). Several more Seminoles are expected to be drafted this April.

A native of Clarksburg, W. Va., Fisher graduated from Salem College (W. Va.) in 1989. Throughout his 28-year collegiate coaching career, Fisher was an offensive coordinator or quarterbacks coach at Samford, Auburn, Cincinnati and LSU before joining the Seminoles.

Fisher has two sons, Trey and Ethan. His foundation, Kidz1stFund, has donated over \$3 million to raise awareness for Fanconi anemia research.

THE FISHER FILE

Coaching Experience: 29th Season, 10th at Florida State (7th as Head Coach)

Hometown: Clarksburg, W.Va.

College: Salem (W.Va.) '89

Family: sons Trey (14) and Ethan (10).

COACHING LEDGER

Year	School	Position	W-L-T	Postseason
1988	Samford	SA/QB	5-6	
1989	Samford	SA/QB	4-7	
1990	Samford	GA/QB	6-4-1	
1991	Samford	OC/QB	12-2	NCAA I-AA
1992	Samford	OC/QB	9-3	NCAA I-AA
1993	Auburn	QB	11-0	
1994	Auburn	QB	9-1-1	
1995	Auburn	QB	8-4	Outback
1996	Auburn	QB	8-4	Independence
1997	Auburn	QB	10-3	Peach
1998	Auburn	QB	3-8	
1999	Cincinnati	OC/QB	3-8	
2000	LSU	OC/QB	8-4	Peach
2001	LSU	OC/QB	10-3	Sugar
2002	LSU	OC/QB	8-5	Cotton
2003	LSU	OC/QB	13-1	Sugar
2004	LSU	OC/QB	9-3	Capital One
2005	LSU	OC/QB	11-2	Peach
2006	LSU	OC/QB	11-2	Sugar
2007	Florida State	OC/QB	7-6	Music City
2008	Florida State	OC/QB	9-4	Champs Sports
2009	Florida State	OC/QB	7-6	Gator
2010	Florida State	HC	10-4	Chick-fil-A
2011	Florida State	HC	9-4	Champs Sports
2012*	Florida State	HC	12-2	Orange Bowl
2013*	Florida State	HC	14-0	BCS Champ
2014*	Florida State	HC	13-1	Rose Bowl
2015	Florida State	HC	10-3	Chick-fil-A Peach
Total	22 yrs	Asst	191-89-2	
	6 yrs	HC	68-14	

*ACC Champions

Bold - BCS National Championship winner

FLORIDA STATE FOOTBALL

COACHING STAFF



CHARLES KELLY
DEFENSIVE COORDINATOR/
DEFENSIVE BACKS



RANDY SANDERS
CO-OFFENSIVE COORDINATOR/
QUARTERBACKS



ODELL HAGGINS
ASSOCIATE HEAD COACH/
DEFENSIVE TACKLES



RICK TRICKETT
ASSISTANT HEAD COACH/
OFFENSIVE LINE



LAWRENCE DAWSEY
CO-OFFENSIVE COORDINATOR/
WIDE RECEIVERS



TIM BREWSTER
RECRUITING COORDINATOR/
TIGHT ENDS



JAY GRAHAM
SPECIAL TEAMS COORDINATOR/
RUNNING BACKS



BRAD LAWING
DEFENSIVE ENDS/
OUTSIDE LINEBACKERS



BILL MILLER
LINEBACKERS



VIC VILORIO
STRENGTH &
CONDITIONING

SEMINOLE FOOTBALL SUPPORT STAFF

Mark Robinson	Assistant Athletics Director for Football	Carol Moore	Executive Assistant to Football Operations
Jake Pfeil	Senior Associate Director of Sports Medicine	Jamie Mujeni	Quality Control - Defense
Joy Beech	Executive Assistant to the Head Football Coach	Myles Notkin	Graduate Assistant - Offense
Mario Edwards, Sr.	Director of Player Development	Andrew Priest	Quality Control - Defense
Darin Kerns	Head Equipment Manager	Christian Sanders	Coordinator of On-Campus Recruiting
Bob LaCivita	Director of Player Personnel	Christopher Scheideman	Assistant Equipment Manager
Stuart Pearce	Assistant Athletics Director for Event Mngt & Ops	Scott Smith	Assistant to Football Operations
Matt Ayer	Assistant Director of Player Personnel	David Spurlock	Quality Control - Offense
Ryan Becker	Graduate Assistant - Offense	Andrew Stone	Quality Control - Defense
Bert Biffani	Quality Control - Defense	Tino Sunseri	Quality Control - Offense
Dustin Chason	Operations Assistant	Mike Warren	Quality Control - Offense
Chris Jacobs	Quality Control	Jeremiah Wilson	Graduate Assistant - Defense
Jerry Johnson	Quality Control	Will Burnham	Student Assistant
Kurt Kennedy	Quality Control - Offense	Andrew Crenshaw	Student Assistant
Carson Kiphuth	Administrative Assistant	Joseph Hernandez	Student Assistant
Addison Lynch	Quality Control - Defense	Mike Madden	Student Assistant
Daphne Martin	Administrative Assistant Offense & Special Teams	Clint Purvis	Team Chaplin
Matt McCutchan	Quality Control - Offense	John Bagnardi	Team Security
Logan McMahon	Administrative Assistant Recruiting Operations	Justin Maloy	Team Security

RETURNING SEMINOLES



DB - NATE ANDREWS - 29

5-11 • 204 • SR

Fairhope, Ala./Fairhope

2015: One of Florida State's most experienced defenders...has appeared in all 41 games since arriving on campus in 2013...among FSU's most versatile players in pass coverage as he played in all 13 games, including four starts at safety to begin the season before an injury at Wake Forest...battled through injuries most of the season but was a valuable part of the defense in nickel and dime packages...finished the season with 25 tackles (17 solo) including 3.0 TFL, 3 PBU, a quarterback hurry, and one 13-yard sack against Chattanooga...also added a six-yard TFL against Syracuse...recorded a season-high four tackles vs. Chattanooga and again vs. Houston in the Chick-fil-A Peach Bowl...also had a one-yard TFL against the Cougars...forced a fumble against NC State.

ANDREWS' CAREER STATS

YR.	G	UA	A	TOT	TFL-YDS	PBU	FF	FR	INT	SACKS
2013	14	24	11	35	1.0-4	4	3	1	4	1.0-4
2014	14	66	27	93	0.5-2	5	1	2	3	0.0-0
2015	13	17	8	25	3.0-20	3	1	0	0	1.0-13
TOT	41	107	46	153	4.5-26	12	5	3	7	2.0-17

ANDREWS' CAREER HIGHS

Tackles	12, Boston College 2014
Interceptions	2, at Wake Forest 2013




OL - KAREEM ARE - 72

6-6 • 330 • R-SR

Floral Park, N.Y./Fort Scott (Kan.) CC

ALL-ACC THIRD TEAM (MEDIA)
ALL-ACC HONORABLE MENTION (COACHES)

2015: Appeared in all 13 games making eight starts - all at left guard in 2015...posted a season-best grade of 83 percent at No. 1 Clemson...helped pave the way on the offensive line for Dalvin Cook's record setting, single-season performance for rushing yards (1,691) and all-purpose yards (1,935)...Seminoles finished the year averaging 31.7 points per game (4th in the ACC) and 424.0 yards per game (4th in the ACC)...key protector of FSU's quarterbacks that ranked fourth in the ACC in pass offense (255.8 yards/game) and third in pass efficiency (142.7) and completion percentage (0.630)...part of an offensive line that ranked 17th nationally, third in the ACC, in yards per carry (5.25) and 18th nationally, third in the ACC, in red zone conversion rate (89.13)...also part of the front line that paced Cook to 1,031 yards and 11 touchdowns against seven teams that ranked in the top 50 nationally in rushing defense...was recognized as one of FSU's Top Newcomers of the Year on offense at the end of the year banquet.



OL - WILSON BELL - 78

6-4 • 318 • R-SO

Mobile, Ala./Blount

2015: Started every game at right guard in 2015; one of just two offensive linemen to start every game (Rod Johnson)...recorded a season-best grade of 81 percent against Syracuse...was on the offensive line for the USF game (9/12) that featured Dalvin Cook rushing for a career-high 266 yards and three touchdowns in a 34-14 victory over the Bulls - the second most rushing yards in a single-game by a Seminole tailback... helped pave the way on the offensive line for Cook's record setting, single-season performance for rushing yards (1,691) and all-purpose yards (1,935)...Seminoles finished the year averaging 31.7 points per game (4th in the ACC) and 424.0 yards per game (4th in the ACC)...leader on an offensive line that produced nine 100-yard rushers on the year (8 by Cook, 1 by Jacques Patrick)... key protector of FSU's quarterbacks that ranked fourth in the ACC in pass offense (255.8 yards/game) and third in pass efficiency (142.7) and completion percentage (0.630)...part of an offensive line that ranked 17th nationally, third in the ACC, in yards per carry (5.25) and 18th nationally, third in the ACC, in red zone conversion rate (89.13)...also part of the front line that paced Cook to 1,031 yards and 11 touchdowns against seven teams that ranked in the top 50 nationally in rushing defense...selected to represent the ACC and FSU as a member of the NCAA Autonomy Committee.




OL - ABDUL BELLO - 75

6-6 • 300 • R-FR

Uyo, Nigeria/Montverde Academy (Montverde, Fla.)

2015: Redshirted the 2015 season following an injury.




DB - CALVIN BREWTON - 10

6-0 • 178 • SO

Miami, Fla./Miami Central

2015: Played in four games, primarily on special teams...logged valuable reps at defensive back as a member of the scout team...will look to compete for playing time in 2016.



DT - KEITH BRYANT - 95

6-2 • 304 • R-JR

Delray Beach, Fla./Atlantic

2015: Appeared in two games against Texas State and Chattanooga...had four tackles, including one for loss, against Chattanooga...valuable member of the scout team from 2013-2015...will compete for playing time on the defensive line in 2016.




WR - GEORGE CAMPBELL - 6

6-3 • 197 • SO

Clearwater, Fla./East Lake

2015: Big contributor on special teams in his first season...tall, athletic wide receiver played in 11 games as a freshman recording three catches for 42 yards...had a career long reception of 23 yards in the season opener against Texas State...recorded all of his statistics against the Bobcats...played in the first 10 games of the season and in the Chick-fil-A Peach Bowl against Houston...was recognized as FSU's Top Newcomers of the Year on special teams at the end of the year banquet.



DE - CHRIS CASHER - 21

6-4 • 249 • R-SR

Mobile, Ala./Davidson

2015: Played in eight games during his redshirt junior season while missing time due to injury...recorded eight total tackles (two solo), including 0.5 tackle for loss in the season opener against Texas State...tallied a season-high two tackles against Texas State and Syracuse.

CASHER'S CAREER STATS

YR.	G	UA	A	TOT	TFL-YDS	PBU	FF	FR	INT	SACKS
2013	13	15	10	25	5.0-20	2	1	1	0	2.0-15
2014	13	15	13	28	3.5-10	2	0	0	0	1.0-5
2015	8	2	5	7	0.5-1	0	0	0	0	0-0
TOT	34	32	28	60	9.0-31	4	1	1	0	3.0-20

CASHER'S CAREER-HIGHS

Tackles	10, Bethune-Cookman 2013
Tackles for Loss	2.0, Bethune-Cookman 2013
Sacks	1.0 (three times), last Notre Dame 2014



DT - DEMARCUS CHRISTMAS - 90

6-3 • 302 • R-SO

Bradenton, Fla./Manatee

2015: Backup defensive tackle that played in all 13 games...made his first career start at No. 1 Clemson...finished his redshirt freshman season with 19 tackles and two pass breakups...assisted on a sack against NC State, good for his first career TFL...had a season-high four tackles in road games at Georgia Tech and No. 1 Clemson...will look to compete for a starting job at defensive tackle in 2016.

CHRISTMAS' CAREER STATS

YR.	G	UA	A	TOT	TFL-YDS	PBU	FF	FR	INT	SACKS
2015	13	4	15	19	0.5-2	2	0	0	0	0.5-2
TOT	13	4	15	19	0.5-2	2	0	0	0	0.5-2

CHRISTMAS' CAREER-HIGHS

Tackles	4 (twice), last at Clemson 2015
Tackles for Loss	0.5, NC State 2015
Sacks	0.5, NC State 2015
Pass Breakups	1 (twice), last at Boston College 2015



RB - DALVIN COOK - 4

6-0 • 203 • JR

Miami, Fla./Miami Central

ALL-AMERICA CANDIDATE
DOAK WALKER AWARD CANDIDATE

2015 HONORS

ALL-ACC FIRST TEAM (MEDIA, COACHES)

JIM BROWN AWARD WINNER

ALL-AMERICA FIRST TEAM (FWAA, SI.COM)

ALL-AMERICA SECOND TEAM (AP, SPORTING NEWS, WALTER CAMP, CBSSPORTS.COM)

2015: Registered one of the finest seasons by a Seminole tailback in school history during his sophomore campaign...recipient of the Jim Brown Award - given to the nation's top running back by the Touchdown Club of Columbus...garnered first and second team All-America honors, while claiming first team All-ACC accolades from both the media and coaches...finished seventh in the 2015 Heisman Trophy voting...became FSU's all-time single-season leader in rushing yards (1,691) and all-purpose yards (1,935) in 2015...eclipsed the single-season rushing mark in his ninth game of the season vs. NC State surpassing Warrick Dunn's 20-year record of 1,242 yards...passed Larry Key's single-season all-purpose yards record (1,821) in FSU's road victory at Florida...tallied 1,691 rushing yards on 229 attempts in 12 games good for an average of 140.9 yards per game and 74 yards per carry...his 19 rushing touchdowns finished one shy of tying Greg Allen's single-season record of 20 rushing touchdowns set in 1982...led the ACC in six offensive categories including rushing yards/game, rush yards/carry, all-purpose yards, total rushing yards, rushing touchdowns and scoring...finished the year as THE ONLY player nationally to rank in the top 10 in the following offensive categories: rush yards/carry (2nd), rushing yards/game (5th), all-purpose yards (6th), rushing yards (6th), rushing touchdowns (8th) and scoring (10th)...ended the regular season leading the nation with 168.2 yards from scrimmage/game, 194.3 yards/game vs. FBS teams with a winning record and yards vs. Top 50 rushing defenses tallying 1,031 yards on 154 carries with 11 touchdowns in seven games...led all rushers with at least 100 carries in the Power 5 Conferences in yards/carry (7.38)...tallied six 150-yard rushing games in 2015 including two 200-yard games (266 vs. USF, 222 vs. Miami)...his career-high 266 yards on the ground against USF marked the second-best single-game rushing total in school history and first 200+ yard rushing game since Sammie Smith tallied 212 yards vs. Tulane in 1988...ran for 222 yards against intra-state rival Miami to also give him the fifth-best single-game rushing total in FSU history...became just the second Seminole all-time with two 200+ rushing yard games in a season (G. Allen, 1981)...also rushed over the century mark in 2015 against Texas State (156 yards), Louisville (163), Clemson (194), NC State (138), Chattanooga (106) and Florida (183)...rushed for a season-high 157 yards in the first half at Clemson...tallied 150 of his 183 rushing yards and two touchdowns in the fourth quarter against No. 12 Florida in The Swamp...joined Warrick Dunn as the only two backs in FSU history to record multiple 1,000-yard rushing seasons...his 94-yd touchdown run at Wake Forest was the third longest in FSU history; five rushing TDs of 50+ yds in 2015 including four of 72+ yards...tied with Chris Thompson with three of the top 20 longest TD runs in school history...two-time ACC Offensive Back of the Week (9/14, 10/12) in 2015...became the fastest player in FSU history to reach 1,000 yards on the ground in a single-season performing the feat in just seven games...also became the fastest tailback to reach 2,000 rushing yards performing the feat in just his 20th career game...sits fifth on FSU's career rushing list with 2,699 yards on 399 carries...entered the top 10 faster than any other Seminole (just two seasons) and is the only tailback in the top 10 that has not reached 400 career rushing attempts...27 career rushing TDs is good for sixth most at FSU...has 13 career 100-yard rushing games, including eight in 2015, fourth most in school history...put together a streak of five straight 100-yard rushing games (over two seasons) - one shy of the school-record six set by Dunn...holds the school record for the most rushing yards gained by a freshman (1,008 in 2014) and by a sophomore (1,691 in 2015)...was named the team's Offensive MVP at the end of the year banquet and one of four permanent captains in 2015.

COOK'S CAREER STATS

RUSHING

YR.	G	RUSH	YDS	AVG	TD	LG	AVG/G
2014	13	170	1008	5.9	8	44	77.5
2015	12	229	1691	7.4	19	94	140.9
TOT	25	399	2699	6.8	27	94	107.8

RECEIVING


YR.	G	REC	YDS	AVG	TD	LG	AVG/G
2014	13	22	203	9.2	0	30	15.6
2015	12	24	244	10.2	1	36	20.3
TOT	25	46	447	9.7	1	36	17.9

COOK'S CAREER-HIGHS RUSHING

Rushes	31, vs Georgia Tech 2014
Yards	266, vs USF 2015
Longest Rush	94, at Wake Forest 2015
TD	3, vs USF 2015
Longest TD Rush	94, at Wake Forest 2015

FLORIDA STATE FOOTBALL

RETURNING SEMINOLES



QB - J.J. COSENTINO - 16
6-4 • 237 • R-SO
Lower Burrell, Pa./Central Catholic


2015: Appeared in three games at quarterback in a reserve role...finished the season 5-for-10 for 27 yards with no touchdowns or interceptions...made his collegiate debut against Syracuse, saw

action against Chattanooga and against Houston in the Chick-fil-A Peach Bowl...completed 2-of-3 passes in his first two games against the Orange and the Mocs...engineered a 13-play, 66-yard drive that covered 6:12 (second longest drive of the season in terms of time) in the third quarter resulting in a Colton Plante two-yard touchdown run against Chattanooga...completed a season-long pass of 12 yards on a third down conversion to Nyquan Murray to keep the drive going...completed one of four pass attempts against Houston in the Chick-fil-A Peach Bowl...came off the bench against the Cougars in the first quarter in replace of the injured Sean Maguire and was under center for three straight drives.

COSENTINO'S CAREER STATS

PASSING

YR.	G	COM	ATT	INT	YDS	TD	LG	PCT
2015	3	5	10	0	27	0	12	50.0
TOT	3	5	10	0	27	0	12	50.0



C - ALEC EBERLE - 54
6-5 • 294 • R-SO
Mechanicsville, Va./Atlee

2015: Made 10 appearances making six starts for the Noles as a redshirt freshman...started at center the last six games in 2015...recorded his first career start against Syracuse...team averaged 34.2 points, 190.2 rushing yards and 429.4 total yards, while yielding just seven sacks during that six-game stretch to close out the season...helped pave the way on the offensive line for Dalvin Cook's record setting, single-season performance for rushing yards (1,691) and all-purpose yards (1,935)...Seminoles finished the year averaging 31.7 points per game (4th in the ACC) and 424.0 yards per game (4th in the ACC)...key protector of FSU's quarterbacks that ranked fourth in the ACC in pass offense (255.8 yards/game) and third in pass efficiency (142.7) and completion percentage (0.630)...part of an offensive line that ranked 17th nationally, third in the ACC, in yards per carry (5.25) and 18th nationally, third in the ACC, in red zone conversion rate (89.13)...also part of the front line that paced Cook to 1,031 yards and 11 touchdowns against seven teams that ranked in the top 50 nationally in rushing defense.



DE - LORENZO FEATHERSTON - 41
6-7 • 229 • JR
Greensboro, N.C./Page

2015: Battled through injuries to appear in four games...accounted for two tackles, including a 0.5 TFL against Chattanooga...will compete for playing time at defensive end in 2016...

College Football News and Campus Insiders All-Freshman Team Honorable Mention in 2014.

FEATHERSTON'S CAREER STATS

YR.	G	UA	A	TOT	TFL-YDS	PBU	FF	FR	INT	SACKS
2014	11	9	10	19	5.0-31	0	1	1	0	1.0-17
2015	4	0	2	2	0.5-0.5	0	0	0	0	0.0-0
TOT	15	9	12	21	5.5-31.5	0	1	1	0	1.0-17

FEATHERSTON'S CAREER-HIGHS

Tackles	7, Wake Forest 2014
Tackles for Loss	2.5, Wake Forest 2014
Sacks	1.0, at NC State 2014



QB - DEONDRE FRANCOIS - 12
6-2 • 191 • R-FR
Orlando, Fla./JIMG Academy (Bradenton, Fla.)

2015: Redshirted the 2015 season while logging reps on the scout team...served as the scout team quarterback preparing the Seminole defense for the upcoming opponent...was one of

three players to be recognized for their hard work and performance as Offensive Scout Team MVP at the end of the year banquet.



OL - ETHAN FRITH - 62
6-7 • 299 • SO
Summit, Miss./North Pike


2015: Played in three games for the Seminoles in 2015 all as a reserved offensive lineman...saw action against Texas State, Syracuse and Chattanooga...added valuable depth to the offensive line.



LS - STEPHEN GABBARD - 47
6-3 • 217 • JR
Tallahassee, Fla./Godby

2015: Served as the long snapper all season on punts, field goals and PATs...contributed to Cason Beatty's career season that saw the Seminole punter finish the year with a career-best and ACC

leading 45.2 yards per punt - a mark that ranked 12th nationally...helped Roberto Aguayo go 49-for-49 on extra point attempts and 21-for-26 in field goals en route to first team All-American honors in 2015...finished with three tackles as a member of FSU's special teams unit...two tackles came at Georgia Tech and one came at No. 10 Florida...has served as the long snapper for Beatty and Aguayo in each of the last two seasons.



DB - RYAN GREEN - 7
5-10 • 198 • SR
St. Petersburg, Fla./Catholic

2015: Suffered a shoulder injury in the preseason and missed the entire 2015 season due to injury...successfully moved from running back to cornerback in spring 2014...showed flashes of speed and agility before injury...had 39 career carries for 194 yards and a score as a running back in 2013 and 2014.



WR - J'AVONN HARRISON - 13
6-2 • 199 • JR
Lakeland, Fla./Kathleen

2015: Appeared in 12 games on both special teams and on offense in his second season at Florida State... registered six catches for 129 yards and one touchdown...played in the season

opener against Texas State and tallied two catches for 77 yards and a touchdown...was on the receiving end of a career long 55-yard touchdown reception from Everett Golson in the fourth quarter extending FSU's lead over the Bobcats to 49-10...finished with two catches for 20 yards in a win over USF...also recorded a catch against Clemson and Chattanooga...was on the receiving end of an eight-yard reception against No. 1 Clemson in Death Valley...hailed in a catch for 24 yards against UTC...also contributed on special teams for the Seminoles in his first season...registered his first career kickoff return against Syracuse returning the kick 19 yards.

HARRISON'S CAREER STATS

RECEIVING

YR.	G	REC	YDS	AVG	TD	LG	AVG/G
2015	12	6	129	21.5	1	55	10.8
TOT	12	6	129	21.5	1	55	10.8



C - RYAN HOEFELD - 59
6-3 • 293 • R-JR
Kenner, La./Brother Martin

2015: Played in four games, all starts at the center position, for the Noles during his redshirt sophomore campaign...missed the first three games of the season due to an injury...first start

of the season came at Wake Forest - the first of four consecutive starts...was under center for two of Dalvin Cook's 150+ yard rushing performances - 222 yards and two touchdowns vs. Miami and 163 yards and two touchdowns vs. Louisville...helped pave the way for Cook's longest run of the season - a 94-yard touchdown run right up the gap at Wake Forest...helped pace a Florida State offense that tallied over 500 yards of total offense in back-to-back games - vs. Miami (538 yards) and vs. Louisville (510 yards) - both wins for the Seminoles.



LB - RO'DERRICK HOSKINS - 18
6-2 • 234 • R-JR
Orlando, Fla./Evans

2015: Talented young linebacker started six games - two at weak side linebacker and four at middle linebacker - while making 12 overall appearances...finished sixth on the team with

52 tackles (31 solo)...ranked third on the team with 6.5 tackles for loss...wrapped up the season with two pass breakups...posted career-highs in tackles over three consecutive games early in the season (seven vs. USF and at Boston College and then eight at Wake Forest)...earned his first career start at Boston College finishing with seven tackles including six solo stops...tallied 36 tackles in his six starts...led or tied for the team lead in tackles three times in 2015 - vs. USF, at Boston College and at Georgia Tech...posted a career-high 2.0 TFL vs. USF and at Georgia Tech...named a game captain for games against Miami and Syracuse.

HOSKINS' CAREER STATS

YR.	G	UA	A	TOT	TFL-YDS	PBU	FF	FR	INT	SACKS
2014	13	2	7	9	0.0-0	0	0	0	0	0.0-0
2015	12	31	21	52	6.5-9	2	0	0	0	0.0-0
TOT	25	33	28	61	6.5-9	2	0	0	0	0.0-0

HOSKINS' CAREER-HIGHS

Tackles	8, at Wake Forest 2015
Tackles for Loss	2.0 (twice), last at Georgia Tech 2015



TE - RYAN IZZO - 81
6-6 • 243 • R-SO
Highland Lakes, N.J./Pope John XXIII

FRESHMAN ALL-AMERICAN HONORABLE MENTION (CAMPUS INSIDER)

2015: Appeared in all 13 games making 11 starts in his first full season as Florida State's tight end...led all Seminole tight ends in receptions (14), yards (210) and touchdowns (2)...ranked fifth on the team in receptions and receiving yards, while his two receiving touchdowns were fourth...tallied a career-high two receptions five times including games against ACC foes Louisville, Georgia Tech and NC State and at No. 12 Florida...recorded a 37-yard catch vs. Miami - the longest reception of the season for the young tight end...recorded his first career touchdown in the season opener vs. Texas State...also caught a touchdown vs. Louisville - a 2-yard pass from Everett Golson in the fourth quarter...finished the season with a 33-yard catch and run against Houston in the Chick-fil-A Peach Bowl...was recognized as one of FSU's Top Newcomers of the Year on offense at the end of the year banquet.

IZZO'S CAREER STATS

YR.	G	REC	YDS	AVG	TD	LG	AVG/G
2015	13	14	210	15.0	2	37	16.2
TOT	13	14	210	15.0	2	37	16.2



DB - MALIQUE JACKSON - 28
6-1 • 171 • JR
Jesup, Ga./Wayne County

2015: Reserve defensive back that appeared in eight games, mostly on special teams...recorded two tackles in the season opener against Texas State...logged reps at cornerback on the scout

team...will look to compete for playing time in the secondary in 2016.



DB - DERWIN JAMES - 3
6-3 • 212 • SO
Haines City, Fla./Haines City

ALL-ACC THIRD TEAM (MEDIA)
ALL-AMERICAN HONORABLE MENTION
(CBSSPORTS.COM)

FRESHMAN ALL-AMERICAN (SPORTING

NEWS, USA TODAY SPORTS, CAMPUS INSIDER)

2015: Lived up to the recruiting hype and proved to be one of the best freshmen in the country, finishing with 91 tackles, 9.5 TFLs, 4.5 sacks, five pass breakups, three quarterback hurries, two fumbles forced and two fumble recoveries...earned All-ACC third team honors from the media and All-America Honorable Mention accolades from CBSSports.com...named a Freshman All-American by Sporting News, USA Today and CampusInsider.com...appeared in all 13 games, making eight consecutive starts to end the year...finished his freshman campaign ranked second on the team

2016 SPRING PROSPECTUS

RETURNING SEMINOLES

in tackles, TFL, sacks and fumbles recovered, tied for second in forced fumbles and tied for third in QBH and pass break-ups...his 91 tackles tied for the 14th most in the ACC and second highest tally among freshmen in the league...it also marked the third highest tackle output all-time by a freshman at Florida State (behind only Marvin Jones and Ron Simmons) - the next-best total by a freshman under Jimbo Fisher was 58 stops by Xavier Rhodes in 2010...led the team in tackles a team-best five times including a season-high 14 tackles against Houston in the Chick-fil-A Peach Bowl...also led the team with 12 tackles vs. Syracuse, 10 vs. NC State & Chattanooga and nine at Florida...made his collegiate debut in the season opener against Texas State and finished with a tackle and fumble recovery...opened the season with just two tackles in his first three games before exploding for 89 over the next 10 games...first career start came at home against Louisville...earned ACC Defensive Back of the Week honors after the NC State game where he tallied 10 tackles, one TFL, a sack and a fumble recovery...closed out the season with a monster game that featured 14 tackles including two TFLs and a sack against Houston in the Chick-fil-A Peach Bowl...tallied a season-high two TFLs twice - against Syracuse and Houston...in his eight starts tallied 76 tackles, two forced fumbles, one fumble recovery, 9.0 TFL, and four sacks...was recognized as one of FSU's Top Newcomers of the Year on defense at the end of the year banquet.

JAMES' CAREER STATS

YR.	G	UA	A	TOT	TFL-YDS	PBU	FF	FR	INT	SACKS
2015	13	52	39	91	9.5-47	5	2	2	0	4.5-29
TOT	13	52	39	91	9.5-47	5	2	2	0	4.5-29

JAMES' CAREER-HIGHS

Tackles	14, Houston 2015
Tackles for Loss	2.0 (twice), last vs. Houston 2015
Sacks	1.0 (four times), last vs. Houston 2015



OL - RODERICK JOHNSON - 77 6-7 • 312 • JR

Florissant, Mo./Hazelwood Central

ALL-ACC FIRST TEAM (MEDIA, COACHES)
ACC JACOBS BLOCKING TROPHY WINNER
ALL-AMERICA SECOND TEAM (SPORTING NEWS, USA TODAY)

ALL-AMERICA HONORABLE MENTION (SI.COM)

2015: Started every game at left tackle in 2015; one of just two offensive linemen to start every game (Wilson Bell)...recipient of the 2015 ACC Jacobs Blocking Trophy - awarded to the league's best blocker...named to watch lists for the Outland Trophy and Rotary Lombardi Award...garnered All-ACC first team honors from both the media and the coaches...claimed second team and honorable mention All-America honors...posted the highest grade in five games including an impressive 89 percent vs. Texas State and 87 percent vs. Miami...earned ACC Offensive Lineman of the Week on Sept. 14 after Dalvin Cook rushed for a career-high 266 yards and three touchdowns in a 34-14 victory over USF (9/12)...helped pave the way on the offensive line for Cook's record setting, single-season performance for rushing yards (1,691) and all-purpose yards (1,935)...Seminoles finished the year averaging 31.7 points per game (4th in the ACC) and 424.0 yards per game (4th in the ACC)...leader on an offensive line that produced nine 100-yard rushers on the year (8 by Cook, 1 by Jacques Patrick)...key protector of FSU's quarterbacks that ranked fourth in the ACC in pass offense (255.8 yards/game) and third in pass efficiency (142.7) and completion percentage (0.630)...part of an offensive line that ranked 17th nationally, third in the ACC, in yards per carry (5.25) and 18th nationally, third in the ACC, in red zone conversion rate (89.13)...also part of the front line that paced Cook to 1,031 yards and 11 touchdowns against seven teams that ranked in the top 50 nationally in rushing defense...tied for the longest consecutive start streak on the offensive side of the ball at 18 games with Jesus 'Bobo' Wilson...his 18 career starts sit as the second-most by a Seminole on offense.



DT - FRED JONES - 55 6-2 • 311 • R-SO

Miami, Fla./Miami Central

2015: Redshirt freshman that broke through and played in 10 games, racking up eight tackles, including one tackle for loss at Florida...notched two tackles against Syracuse before recording a

career-high three tackles in the Chick-fil-A Peach Bowl against Houston...will compete for playing time on the defensive line in 2016.

JONES' CAREER STATS

YR.	G	UA	A	TOT	TFL-YDS	PBU	FF	FR	INT	SACKS
2015	10	1	7	8	1.0-2	0	0	0	0	0.0-0
TOT	10	1	7	8	1.0-2	0	0	0	0	0.0-0



OL - DERRICK KELLY - 74 6-5 • 310 • R-SO

Havana, Fla./East Gadsden

2015: Appeared in six games, making four starts, before suffering a season ending injury in his first full season on the Seminole offensive line...made his collegiate debut in the season opener against Texas State...earned his first career start at Wake Forest - the first of four consecutive starts...all four starts came at right tackle...was on the line for two of Dalvin Cook's 150+ yard rushing performances - 222 yards and two touchdowns vs. Miami and 163 yards and two touchdowns vs. Louisville...helped pace a Florida State offense that tallied over 500 yards of total offense in back-to-back games - vs. Miami (539 yards) and vs. Louisville (510 yards) - both wins for the Seminoles...registered FSU's top grade at Boston College in a 14-0 Florida State victory.



TE - JEREMY KERR - 85 6-5 • 261 • R-JR

St. Petersburg, Fla./St. Petersburg

2015: Made 11 appearances for the Seminoles during his sophomore season contributing both on special teams and primarily on offense as a blocking tight end...lone catch of the season was a big one as he registered a 1-yard touchdown reception on a fourth-and-goal in the second quarter at No. 12 Florida...the touchdown gave FSU a commanding 10-0 lead in 'The Swamp'...both the catch and the touchdown against the Gators marked the firsts of his career...helped pave the way on the offensive line for Cook's record setting, single-season performance for rushing yards (1,691) and all-purpose yards (1,935)...also part of the front line that paced Cook to 1,031 yards and 11 touchdowns against seven teams that ranked in the top 50 nationally in rushing defense.

KERR'S CAREER STATS

YR.	G	REC	YDS	AVG	TD	LG	AVG/G
2015	11	1	1	1.0	1	1	0.1
TOT	11	1	1	1.0	1	1	0.1



LB - SH'MAR KILBY-LANE - 30 6-2 • 220 • SO

Hallandale Beach, Fla./Hallandale

2015: Played in 11 games off the bench and on special teams...recorded four tackles on the year...one tackle each against Wake Forest, Syracuse, Chattanooga and Houston...a player who the staff is high on, played a significant role in practice at linebacker...expected to compete for playing time at linebacker in 2016.

KILBY-LANE'S CAREER STATS

YR.	G	UA	A	TOT	TFL-YDS	PBU	FF	FR	INT	SACKS
2015	11	3	1	4	0-0	0	0	0	0	0.0-0
TOT	11	3	1	4	0-0	0	0	0	0	0.0-0



WR - ERMON LANE - 1 6-3 • 205 • JR

Homestead, Fla./Homestead Senior

2015: Appeared in all 12 regular season games for Florida State missing only the Chick-fil-A Peach Bowl due to an injury during his sophomore season...recorded six catches for 50 yards...an opposing blocker from the wide receiver position...posted a season-best two catches for 23 yards in the season opener against Texas State...notched a season-long 12-yard reception in the win over the Bobcats...also recorded a catch against Wake Forest, Miami, Georgia Tech and Syracuse.

LANE'S CAREER STATS

YR.	G	REC	YDS	AVG	TD	LG	AVG/G
2014	14	13	267	20.5	1	59	19.1
2015	12	6	50	4.2	0	12	4.2
TOT	26	19	317	16.7	1	59	12.2

LANE'S CAREER-HIGHS

Receptions	3, The Citadel 2014
Yards	70, Wake Forest 2014
Longest Catch	59, Wake Forest 2014
TD	1, at Louisville 2014
Longest TD Catch	47, at Louisville 2014



DE - RICK LEONARD - 76 6-7 • 273 • SO

Middletown, Md./Middletown

2015: Appeared in all 13 games on special teams and at defensive end...finished with five tackles and 2.5 TFL...registered a career-high four tackles and 1.5 TFL vs. Chattanooga...finished with 1.0 TFL in the Chick-fil-A Peach Bowl against Houston...one of top practice players who earned consistent praise from the coaches for his work ethic...will compete for playing time in 2016.



DB - MARCUS LEWIS - 24 6-2 • 194 • SO

Washington, D.C./Gonzaga

2015: Versatile player that appeared in four games on special teams and at defensive back...valuable contributor on the scout team and in the secondary.



LB - TYRELL LYONS - 22 6-0 • 219 • R-JR

Jacksonville, Fla./First Coast

2015: Played in the first two games against Texas State and USF before tearing an ACL during the third week of practice...former defensive back who moved to linebacker in the spring of 2015...registered eight tackles including 0.5 TFL in those first two games...seven of his eight total tackles came in the season opener against Texas State, tying Lamaricus Brutus and Terrance Smith for the team-high against the Bobcats...the TFL also came against Texas State...recorded a tackle in FSU's win over USF.

LYONS' CAREER STATS

YR.	G	UA	A	TOT	TFL-YDS	PBU	FF	FR	INT	SACKS
2014	11	1	2	3	0.0-0	0	0	0	0	0.0-0
2015	2	6	2	8	0.5-1	0	0	0	0	0.0-0
TOT	13	7	4	11	0.5-1	0	0	0	0	0.0-0

LYONS' CAREER-HIGHS DEFENSE

Tackles	7, Texas State 2015
Tackles for Loss	0.5, Texas State 2015



QB - SEAN MAGUIRE - 10 6-3 • 224 • R-SR

Sparta, N.J./Seton Hall Prep

2015: Played in eight games making five starts for the Seminoles in 2015...posted a 4-2 record as Florida State's quarterback during his redshirt junior season...threw for 1,520 yards with 11 touchdowns and six interceptions completing 59.3 percent of his passes on the year...averaged 190.0 yards per game, while finishing the year with a pass efficiency rating of 139.67...first start of the season came at home against Syracuse leading FSU to a 45-21 victory...threw for 348 yards against the Orange including 302 yards before halftime - most by a Seminole QB since Chris Weinke had 302 yards against Clemson in 2000...finished the game posting a career-high three touchdown passes including a 75-yard strike to Travis Rudolph in the first quarter...entered in reserve against NC State with FSU down 17-7 in the second quarter and responded by leading the Noles to 27 unanswered points en route to a 34-17 victory...went 18-of-28 for 231 yards and two touchdowns in the win over the Wolfpack...led the Noles to an impressive victory at Florida throwing for 160 yards and a touchdown in a 27-2 win...established career-highs for completions (22), attempts (44) and passing yards (392) against Houston in the Chick-fil-A Peach Bowl...was knocked out of the game against the Cougars early in the first quarter with an ankle injury and missed three drives before returning under center in the second quarter...threw multiple touchdown passes in four of his eight appearances...finished the year completing 10 passes of at least 30 yards or more, including four against Houston.

MAGUIRE'S CAREER STATS

YR.	G	COM	ATT	INT	YDS	TD	LG	PCT
2013	9	13	21	2	116	2	17	61.9
2014	4	25	49	2	339	1	74	51.0
2015	8	112	189	6	1520	11	75	59.3
TOT	21	150	259	10	1975	14	75	57.9

FLORIDA STATE FOOTBALL

RETURNING SEMINOLES

MAGUIRE'S CAREER-HIGHS

Yards	392, Houston 2015
Completions	22, Houston 2015
Attempts	44, Houston 2015
Long	75, Syracuse 2015
Longest TD	75, Syracuse 2015
TD	3, Syracuse 2015



DB - TREY MARSHALL - 20

6-0 • 203 • JR

Lake City, Fla./Columbia

2015: Started the first six games of the season at star and safety before suffering a bicep injury against Louisville that ended his season... finished the year with 21 tackles, one sack, one TFL and a pass breakup...led the team with 11 tackles at Wake Forest, the first double-digit tackle performance for a Seminole in 2015...named the ACC Defensive Back of the Week after the game against the Demon Deacons...earned his first career start in the season opener against Texas State...finished the game with four tackles including his first career sack and TFL...the sack against the Bobcats was good for a 12-yard loss.

MARSHALL'S CAREER STATS

YR.	G	UA	A	TOT	TFL-YDS	PBU	FF	FR	INT	SACKS
2014	11	6	6	12	1.5-3	0	0	0	0	0.0-0
2015	6	14	7	21	1.0-12	1	0	0	0	1.0-12
TOT	17	20	13	33	2.5-15	1	0	0	0	1.0-12

MARSHALL'S CAREER-HIGHS

Tackles	11, vs Wake Forest 2015
Tackles for Loss	1.0 (2), last vs Texas State 2015




OL - COREY MARTINEZ - 57

6-5 • 293 • R-SO

Tampa, Fla./Tampa Catholic

2015: Played in six games and started three of them for the Seminoles during his redshirt freshman season...started at center in the first three games of the season against Texas State, USF

and Boston College...helped the Seminoles record over 400 yards of total offense in two of those three games including a season-best 636 yards in the season opener against Texas State...part of the offensive line that paved the way to back-to-back 150-yard rushing games for Dalvin Cook - 156 yards vs. Texas State and a career-best 266 yards vs. USF...also saw action against Louisville, Syracuse and Chattanooga providing depth to the offensive line at several positions.




OL - CHAD MAVETY - 55

6-5 • 327 • R-SR

Sparta, N.J./Nassau (NY) CC

ALL-ACC HONORABLE MENTION (MEDIA)

2015: Appeared in nine games making eight starts for the Seminoles during his redshirt junior season...showed tremendous versatility on the offensive line making five starts at left guard and three at right tackle...missed the Chick-fil-A Peach Bowl against Houston due to injury...posted FSU's top grades against Georgia Tech (83.0 percent) and NC State (86.0 percent)...helped pave the way on the offensive line for Dalvin Cook's record setting, single-season performance for rushing yards (1,691) and all-purpose yards (1,935)...Seminoles finished the year averaging 31.7 points per game (4th in the ACC) and 424.0 yards per game (4th in the ACC)...key protector of FSU's quarterbacks that ranked fourth in the ACC in pass offense (255.8 yards/game) and third in pass efficiency (142.7) and completion percentage (0.630)...part of an offensive line that ranked 17th nationally, third in the ACC, in yards per carry (5.25) and 18th nationally, third in the ACC, in red zone conversion rate (89.13)...also part of the front line that paced Cook to 1,031 yards and 11 touchdowns against seven teams that ranked in the top 50 nationally.



DB - TARVARUS MCFADDEN - 4

6-2 • 197 • SO

Fort Lauderdale, Fla./American Heritage

2015: Freshman defensive back that played in seven games, recording four tackles and one kickoff return for 26 yards...had one tackle in the opener against Texas State...first career kickoff return came against

Chattanooga...finished with three tackles against the Mocs...expected to compete for a starting job at cornerback in 2016.

MCFADDEN'S CAREER STATS

YR.	G	UA	A	TOT	TFL-YDS	PBU	FF	FR	INT	SACKS
2015	7	4	0	4	0.0-0	0	0	0	0	0.0-0
TOT	7	4	0	4	0.0-0	0	0	0	0	0.0-0

MCFADDEN'S CAREER-HIGHS DEFENSE

Tackles	3, Chattanooga 2015
---------	---------------------




OL - COLE MINSHEW - 70

6-6 • 320 • R-FR

Pridgen, Ga./Coffee County

2015: Earned a redshirt for the 2015 season following an injury.



WR - NYQWAN MURRAY - 80

5-11 • 164 • SO

Orlando, Fla./Oak Ridge

2015: Played in four games including the Chick-fil-A Peach Bowl...finished his freshman season with six receptions for 65 yards...flashed electric play-making ability...made his collegiate debut at home against Syracuse finishing the game with two catches for six yards...notched his first career reception against the Orange - a seven-yard pass from J.J. Cosentino in the fourth quarter...recorded a career-high four catches for 59 yards against Chattanooga including a long of 32 yards in the fourth quarter from Everett Golson...also contributed on special teams for the Seminoles in his first season...tallied three punt returns for 11 yards including a season-long eight-yard return against the Mocs...finished with two punt returns for six yards in the win over UTC.

MURRAY'S CAREER STATS

YR.	G	REC	YDS	AVG	TD	LG	AVG/G
2015	4	6	65	10.8	0	32	16.2
TOT	4	6	65	10.8	0	32	16.2



DT - DERRICK NNADI - 91

6-2 • 304 • JR

Virginia Beach, Va./Ocean Lakes

ALL-ACC THIRD TEAM (MEDIA)

2015: Started all 13 games at nose guard - was just one of five Seminoles on the defensive side of the ball to start every game...finished his sophomore season with 45 tackles, 2.0 TFLs and two sacks...set a career-high with nine tackles against Syracuse, the most by an FSU interior lineman since Timmy Jernigan also had nine in the BCS National Championship Game vs. Auburn...recorded six tackles at No. 1 Clemson...registered a sack at Boston College and half-sacks vs. Syracuse and Clemson...finished second on the defensive line in total tackles behind only DeMarcus Walker (58)...made his first career start in the season opener against Texas State and finished with a tackle...helped anchor a top-10 scoring defense for the Seminoles in 2015.

NNADI'S CAREER STATS

YR.	G	UA	A	TOT	TFL-YDS	PBU	FF	FR	INT	SACKS
2014	9	8	10	18	1.5-2	1	0	1	0	0.0-0
2015	13	18	27	45	2.0-10	0	0	0	0	2.0-10
TOT	22	26	37	63	3.5-12	1	0	1	0	2.0-10

NNADI'S CAREER-HIGHS

Tackles	9, Syracuse 2015
Tackles for Loss	1.5, Wake Forest 2014



RB - JACQUES PATRICK - 9

6-1 • 232 • SO

Orlando, Fla./Timber Creek

2015: Appeared in nine games making one start in his first collegiate season...tallied 314 rushing yards on 63 carries and five touchdowns...averaged 5.0 yards per carry...made the most of his first career start rushing for 162 yards on 24 carries and three touchdowns against Syracuse...his 162-yard rushing game ranked as the 10th most in a single game in the

ACC...also recorded six catches for 62 yards including a long of 20 against the Orange...finished the game with 224 all-purpose yards in leading the Noles to a 45-21 victory over the Orange...joined Devonta Freeman (2011) and Dalvin Cook (2014) as the only true freshman running backs to start for FSU under head coach Jimbo Fisher...joined Freeman by rushing for at least 100 yards in his first start...finished with 54 yards on 12 carries against NC State...ran for 77 yards on 16 carries and two touchdowns against Chattanooga...also made appearances at Florida and in the Chick-fil-A Peach Bowl against Houston...was recognized as one of FSU's Top Newcomers of the Year on offense at the end of the year banquet.

PATRICK'S CAREER STATS

RUSHING							
YR.	G	RUSH	YDS	AVG	TD	LG	AVG/G
2015	9	63	314	5.0	5	28	34.9
TOT	9	63	314	5.0	5	28	34.9

RECEIVING

YR.	G	REC	YDS	AVG	TD	LG	AVG/G
2015	9	6	62	10.3	0	20	7.8
TOT	9	6	62	10.3	0	20	7.8

PATRICK'S CAREER-HIGHS RUSHING

Rushes	24, vs. Syracuse 2015
Yards	162, vs. Syracuse 2015
Longest Rush	28, vs. Syracuse 2015
TD	3, vs. Syracuse 2015
Longest TD Rush	28, vs. Syracuse 2015

PATRICK'S CAREER-HIGHS RECEIVING

Receptions	6, vs. Syracuse 2015
Yards	62, vs. Syracuse 2015
Longest Catch	20, vs. Syracuse 2015



RB - MARIO PENDER - 7

5-10 • 204 • R-SR

Cape Coral, Fla./Island Coast

2015: Played in three games before missing the rest of the season due to pneumothorax...tallied 140 yards on 30 carries with a touchdown in limited action averaging 46.7 yards per game and 4.7 yards per carry...set career-highs for rushes (14) and yards (92) in FSU's season opening victory over Texas State...finished the game with 126 all-purpose yards against the Bobcats while scoring on a 1-yard rushing touchdown in the second quarter...rattled off a season-long rush of 21 yards against USF...carried the ball nine times for 19 yards at Boston College.

PENDER'S CAREER STATS

RUSHING							
YR.	G	RUSH	YDS	AVG	TD	LG	AVG/G
2014	9	41	206	5.0	4	56	22.9
2015	3	30	143	4.7	1	21	46.7
TOT	12	71	349	4.9	5	56	29.1

RECEIVING

YR.	G	REC	YDS	AVG	TD	LG	AVG/G
2014	9	10	56	5.6	1	11	6.2
2015	3	3	34	11.3	0	17	11.3
TOT	12	13	90	6.9	1	17	7.5

PENDER'S CAREER-HIGHS RUSHING

Rushes	14, Texas State 2015
Yards	92, Texas State 2015
Longest Rush	56, Wake Forest 2014
TD	1 (five times), last vs Texas State 2015
Longest TD Rush	11, vs Oklahoma State 2014



WR - DA'VANTE PHILLIPS - 5

6-1 • 203 • SO

Miami, Fla./Miami Central

2015: Appeared in 10 games on both special teams and on offense in his first season at Florida State...made his collegiate debut in the season opener against Texas State...recorded one catch on the year with the lone reception coming against the Bobcats.

2016 SPRING PROSPECTUS

RETURNING SEMINOLES



LB - JACOB PUGH - 16

6-4 • 247 • JR

Tallahassee, Fla./Godby

2015: A versatile defender who is capable of lining up at linebacker or defensive end...played in all 13 games making four starts against Texas State, USF, Louisville and Georgia Tech...earned his first career start in the season opener against the Bobcats...finished the year with 32 tackles, three sacks, one pass break-up and two quarterback hurries...led the team with seven tackles against Louisville, while tying Ro'Derrick Hoskins for the game-high in tackles with seven against USF - both career-highs...named ACC Linebacker of the Week after his performance against Louisville (seven tackles, two sacks)...was credited with a pass break-up and a quarterback hurry against Florida in the regular season finale in Gainesville...finished the season with two tackles against Houston in the Chick-fil-A Peach Bowl.

PUGH'S CAREER STATS

YR.	G	UA	A	TOT	TFL-YDS	PBU	FF	FR	INT	SACKS
2014	13	7	5	12	2.0-4	1	0	1	2	0.0-0
2015	13	18	14	32	3.0-10	1	0	0	0	3.0-10
TOT	26	25	19	44	5.0-14	2	0	1	2	3.0-10

PUGH'S CAREER-HIGHS

Tackles	7, Louisville, 2015
Tackles for Loss	2.0, Louisville, 2015
Interceptions	2, Notre Dame 2014



LB - DELVIN PURIFOY - 45

6-2 • 254 • R-SO

Cantonment, Fla./Pensacola Catholic

2015: Logged reps on the scout team during his redshirt freshman season.



OL - DAVID ROBBINS - 52

6-4 • 315 • R-FR

Glenelg, Md./Glenelg

2015: Redshirted the 2015 season following an injury.



OL - BROCK RUBLE - 71

6-8 • 313 • R-SO

La Plata, Md./DeMatha Catholic

2015: Played in nine games making six starts during his redshirt freshman season...first career start came in the season opener against Texas State...all six starts came at right tackle...posted a season-best grade of 81 percent against Syracuse...a Seminole tailback rushed for more than 150 yards in four of his six starts including Dalvin Cook's career-high 266-yard, three TD performance against USF...helped pave the way on the offensive line for Dalvin Cook's record setting, single-season performance for rushing yards (1,691) and all-purpose yards (1,935)...Seminoles finished the year averaging 31.7 points per game (4th in the ACC) and 424.0 yards per game (4th in the ACC)...key protector of FSU's quarterbacks that ranked fourth in the ACC in pass offense (255.8 yards/game) and third in pass efficiency (142.7) and completion percentage (0.630)...part of an offensive line that ranked 17th nationally, third in the ACC, in yards per carry (5.25) and 18th nationally, third in the ACC, in red zone conversion rate (89.13)...also part of the front line that paced Cook to 1,031 yards and 11 touchdowns against seven teams that ranked in the top 50 nationally in rushing defense.



WR - TRAVIS RUDOLPH - 15

6-2 • 187 • JR

West Palm Beach, Fla./Cardinal Newman

ALL-ACC SECOND TEAM (MEDIA)
ALL-ACC HONORABLE MENTION (COACHES)

2015: Appeared in all 13 games making 11 starts in his second season at Florida State...finished his sophomore season leading the team in receptions (59), receiving yards (916) and touchdown receptions (7) - all single-season career bests...averaged a team-best 70.5 receiving yards per game...recorded the highest yards per catch at 15.5 among receivers

with at least 10 catches...garnered second team All-ACC honors from the media and Honorable Mention accolades from the coaches...one of three Seminole receivers with at least 50 catches on the year - just the second time since 1990 that FSU has had at least three receivers register 50+ catches in a single-season...ranked third in the ACC in receiving yards and receiving yards per game, tied for fifth in touchdown receptions, sixth in receptions per game (4.5) and receptions and eighth in yards per catch...closed out the 2015 season in fine fashion against Houston in the Chick-fil-A Peach Bowl posting single-game career-highs for both receptions (7) and yards (201)...it marked the first 200-yard receiving game of his career and the most by a Seminole in a bowl game surpassing the previous record of 195 yards set by Javon Walker against Virginia Tech in the 2002 Gator Bowl...the 201 receiving yards ranked as the 12th most in a single-game in FSU history...hailed in a 85-yard touchdown pass from Sean Maguire in the third quarter against the Cougars, the third longest in FSU bowl history...recorded his first career 100-yard game inside Doak Campbell Stadium against Syracuse - finished with five receptions for 191 yards and three touchdowns...became the first receiver with three touchdown receptions in a game since Kelvin Benjamin performed the feat at Florida in 2013...tallied 172 first-half receiving yards against Cuse - most for FSU since 2000...named ACC Receiver of the Week for his performance against the Orange...registered at least six receptions in five games (USF, Wake Forest, Clemson, NC State and Houston) on the year...was on the receiving end of the lone offensive touchdown in FSU's 14-0 victory at Boston College - caught a nine-yard pass from Everett Golson in the first quarter on FSU's opening drive...led the team in receptions five times including in four straight games to open the 2015 season (Texas State, USF, BC, Wake Forest)...led the team in receiving yards four times (USF, Syracuse, Clemson and Houston)...finished the year tied for the team lead with Kermit Whitfield for the most 100+ receiving games at two.

RUDOLPH'S CAREER STATS

YR.	G	REC	YDS	AVG	TD	LG	AVG/G
2014	13	38	555	14.6	4	68	42.7
2015	13	59	916	15.5	7	75	70.5
TOT	26	97	1471	15.2	11	75	56.6

RUDOLPH'S CAREER-HIGHS

Receptions	7, vs Houston 2015
Yards	201, vs Houston 2015
Longest Catch	75, Syracuse 2015
TD	3, Syracuse 2015
Longest TD Catch	75, Syracuse 2015



TE - MAVIN SAUNDERS - 88

6-6 • 258 • R-SO

Bimini, Bahamas/The Kinkaid School (Texas)

2015: Appeared in eight games making two starts during his redshirt freshman campaign...earned his first career start at tight end at Boston College...also recorded a start against intra-state rival Miami... finished his first full season with six receptions for 52 yards...tallied three catches for 26 yards in a win over the Hurricanes...recorded one reception against Texas State, Boston College and Louisville...longest reception of the season came on a 21-yard passing play from Everett Golson in the first quarter against the Cardinals.

SAUNDERS' CAREER STATS

YR.	G	REC	YDS	AVG	TD	LG	AVG/G
2015	8	6	52	8.7	0	21	6.5
TOT	8	6	52	8.7	0	21	6.5



DT - JUSTIN SHANKS - 92

6-2 • 325 • R-SR

Prattville, Ala./Prattville

2015: Logged reps on the scout team during his redshirt junior season.



FB - FREDDIE STEVENSON - 23

6-1 • 244 • SR

Bartow, Fla./Bartow

2015: Made 12 appearances with 10 starts all coming at the fullback position...helped pave the way for Dalvin Cook's record setting, single-season performance for rushing yards (1,691) and all-purpose yards (1,935), while collecting 19 rushing touchdowns...Seminoles finished the year averaging 31.7 points per game (4th in the

ACC) and 424.0 yards per game (4th in the ACC)...key protector of FSU's quarterbacks that ranked fourth in the ACC in pass offense (255.8 yards/game) and third in pass efficiency (142.7) and completion percentage (0.630)...was instrumental in FSU's blocking package all season long as the Seminole ranked 17th nationally, third in the ACC, in yards per carry (5.25) and 18th nationally, third in the ACC, in red zone conversion rate (89.13)...tallied nine rushing yards on three carries during his junior season...carried the ball against Texas State, Boston College and Miami with his longest rush of 6-yards coming in the season opener against the Bobcats...recorded nine receptions for 64 yards on the year good for 7.1 yards/catch...posted multiple catches against Louisville and Georgia Tech...season-long reception of 17 yards came against the Cardinals...finished the season with a 13-yard reception against Houston in the Chick-fil-A Peach Bowl...fielded two kickoffs on the year with the first coming against USF...returned the second kickoff 18 yards at Wake Forest.

STEVENSON'S CAREER STATS

RUSHING

YR.	G	RUSH	YDS	AVG	TD	LG	AVG/G
2013	12	8	33	4.1	1	10	2.8
2014	14	1	0	0.0	0	0	0.0
2015	12	3	9	3.0	0	6	0.8
TOT	38	12	42	3.5	1	10	1.1

RECEIVING

YR.	G	REC	YDS	AVG	TD	LG	AVG/G
2013	12	2	18	9.0	0	10	1.5
2014	14	7	72	10.3	1	35	5.1
2015	12	9	64	7.1	0	17	5.3
TOT	38	18	154	8.5	1	35	4.0

STEVENSON'S CAREER-HIGHS RUSHING

Rushes	3, Nevada 2013
Yards	10 (twice), last Maryland 2013
Longest Rush	10, Nevada 2013
TD	1, Nevada 2013
Longest TD	1, Nevada 2013

STEVENSON'S CAREER-HIGHS RECEIVING

Receptions	2 (three times), last at Georgia Tech 2015
Yards	35, at Louisville 2014
Longest Catch	35, at Louisville 2014
TD	1, at Louisville 2014
Longest TD	35, at Louisville 2014



DE - JOSH SWEAT - 9

6-5 • 226 • SO

Chesapeake, Va./Oscar Smith

FRESHMAN ALL-AMERICAN HONORABLE MENTION (CAMPUS INSIDER)

2015: A true freshman that came back from a serious injury in high school to contribute from day one for the Seminole defense...played in all 13 games, starting nine...finished with 41 tackles, 5.0 TFL, two sacks, an interception, three pass break-ups, three quarterback hurries and three fumble recoveries en route to nearing Freshman All-American Honorable Mention accolades from CampusInsider.com...his 41 tackles are tied for 21st on FSU's all-time list for tackles by a freshman...wrapped up the season tied for the ACC lead and ranked seventh nationally in fumbles recovered...made his collegiate debut in the season opener against Texas State and finished with three tackles...first career start came at Boston College - finished with three tackles including a TFL...recorded a season-high six tackles three times including at Georgia Tech...lone interception on the year came against the Yellow Jackets when he tipped a pass into the air and caught it for his first career INT...also added his first career sack against Georgia Tech...also had six tackles at No. 1 Clemson and at Florida...tallied 1.5 tackles for loss in a win over NC State...closed out his freshman season with a career-high two TFLs, including a sack and a pass defended against Houston in the Chick-fil-A Peach Bowl...was recognized as one of FSU's Top Newcomers of the Year on defense at the end of the year banquet.

SWEAT'S CAREER STATS

YR.	G	UA	A	TOT	TFL-YDS	PBU	FF	FR	INT	SACKS
2015	13	21	20	41	5-19	3	0	3	1	2.0-16
TOT	13	21	20	41	5-19	3	0	3	1	2.0-16

SWEAT'S CAREER-HIGHS

Tackles	6 (three times), last at Florida 2015
Tackles for Loss	1.5, NC State 2015
Sacks	1.0, at Georgia Tech 2015
Interceptions	1, at Georgia Tech 2015
Fumbles Recoveries	1 (three times), last Syracuse 2015

FLORIDA STATE FOOTBALL

RETURNING SEMINOLES



WR - AUDEN TATE - 18

6-5 • 205 • SO

Tampa, Fla./Wharton

2015: Played in six games during his first season at Florida State...tall, rangy target made his collegiate debut against Texas State...slowed by an injury during the early part of the season but saw playing time against Miami before missing the next four games...appeared in the final four games of the season seeing action against NC State, Chattanooga, Florida and Houston in the Chick-fil-A Peach Bowl.



DT - DARVIN TAYLOR - 86

6-3 • 305 • R-FR

Chester, Va./Thomas Dale

2015: Did not participate in 2015 earning a red-shirt season...logged valuable reps on the scout team during his first season at Florida State...led the Noles out of the tunnel on Military Appreciate Day against USF as his parents both served in the Armed Forces.



LB - MATTHEW THOMAS - 6

6-3 • 224 • R-JR

Miami, Fla./Booker T. Washington

2015: Did not participate during the 2015 season following a shoulder injury.

2014: Versatile, big-bodied linebacker who played in eight games and made starts against Louisville, Georgia Tech and Oregon...tallied 26 tackles and 2.5 tackles for loss on the season...made his season debut against Notre Dame with a career-high six stops...made four tackles, including a TFL, at Louisville in his first career start...of his four stops against Boston College, 1.5 were for a loss...credited with five tackles in the ACC Championship Game against the Yellow Jackets...totaled four tackles versus the Ducks in the Rose Bowl.

THOMAS' CAREER STATS

YR.	G	UA	A	TOT	TFL-YDS	PBU	FF	FR	INT	SACKS
2013	4	0	4	4	2.0-10	0	0	0	0	1.0-9
2014	8	21	5	26	2.5-5	0	0	0	0	0.0-0
TOT	12	21	9	30	4.5-15	0	0	0	0	1.0-9

THOMAS' CAREER-HIGHS

Tackles	6, Notre Dame 2014
Tackles for Loss	1.5, Boston College 2014




DT - ADAM TORRES - 67

6-4 • 279 • R-SO

Lake Mary, Fla./Lake Mary

2015: Logged reps on the scout team during his redshirt freshman season.



RB - JOHNATHAN VICKERS - 22

6-1 • 215 • JR

Quincy, Fla./North Florida Christian

2015: Played in nine games during his sophomore campaign...finished the season with 111 yards on 23 carries and one touchdown...averaged 4.8 yards per carry and 12.3 yards per game...was

also on the receiving end of five passes for 39 yards...opened the season with a 24-yard touchdown reception against Texas State - good for his first career catch and first career touchdown...replaced the injured Dalvin Cook at Wake Forest and rushed for 33 yards on 10 carries while capping off a 13-play drive with a nine-yard touchdown run in the second quarter...tallied five carries for 14 yards in a win over Miami...rushed for a career-best 64 yards on eight carries against Syracuse including a long of 26 yards...finished with 70 all-purpose yards in the win over the Orange...registered multiple catches against Wake Forest and Syracuse...also contributed on special teams throughout the season making three tackles.

VICKERS' CAREER STATS

RUSHING										
YR.	G	RUSH	YDS	AVG	TD	LG	AVG/G			
2014	13	1	3	3.0	0	3	0.2			
2015	9	23	111	4.8	1	26	12.3			
TOT	22	24	114	4.7	1	26	5.2			

RECEIVING							
YR.	G	REC	YDS	AVG	TD	LG	AVG/G
2015	9	5	39	7.8	1	24	4.3
TOT	9	5	39	7.8	1	24	4.3

VICKERS' CAREER-HIGHS RUSHING

Rushes	10, at Wake Forest 2015
Yards	64, vs. Syracuse 2015
Longest Rush	26, vs. Syracuse 2015
TD	1, at Wake Forest 2015
Longest TD Rush	9, at Wake Forest 2015

VICKERS' CAREER HIGHS RECEIVING

Receptions	2 (twice), last Syracuse 2015
Yards	24, vs. Texas State 2015
Longest Catch	24, vs. Texas State 2015
TD	1, vs. Texas State 2015
Longest TD Catch	24, vs. Texas State 2015



DE - DEMARCUS WALKER - 44

6-3 • 277 • SR

Jacksonville, Fla./Sandalwood

ALL-ACC SECOND TEAM (MEDIA)

ALL-ACC THIRD TEAM (COACHES)

2015: Put together his finest season as a Seminole after starting all 13 games at defensive end...established single-season career-highs for tackles (58), TFL (15.5), sacks (10.5), pass breakups (5) and forced fumbles (4)...registered his first career interception at the Chick-fil-A Peach Bowl and closed out the regular season blocking his first career kick on a fourth quarter field goal attempt by the Gators down in Gainesville...earned All-ACC second team honors from the media and third team accolades from the coaches as a junior...his 10.5 sacks were the most for an FSU player since 2012 and tied for fifth in the ACC...his 15.5 TFLs tied for the eighth most in the league, while his four forced fumbles tied for the conference lead...finished his junior campaign on a high note posting 22 tackles in his last two games including a career-high 13 against Houston in the Chick-fil-A Peach Bowl...in FSU's 27-2 victory at Florida, tallied a then career-high nine tackles, 3.5 TFLs and 2.5 sacks, while forcing a fumble and blocking a kick...the blocked kick was the first by a Seminole since 2010...was named ACC Defensive Lineman of the Week title in 2015 after pacing the Seminoles to victories over Miami and Florida...dating back to his sophomore season has made 20 consecutive starts - the longest active streak by a Seminole entering 2016...four-time game captain (Boston College, Georgia Tech, NC State and Houston)...was named the team's Defensive MVP, along with Jalen Ramsey, at the end of the year banquet and one of four permanent captains in 2015.

WALKER'S CAREER STATS

YR.	G	UA	A	TOT	TFL-YDS	PBU	FF	FR	INT	SACKS
2013	12	9	9	18	2.0-9	0	0	0	0	1.0-7
2014	14	27	11	38	6.0-18	0	1	0	0	1.0-6
2015	13	26	32	58	15.5-65	5	4	0	1	10.5-58
TOT	39	62	52	114	23.5-92	5	5	0	1	12.5-71

WALKER'S CAREER-HIGHS

Tackles	13, Houston 2015
Tackles for Loss	3.5, Florida 2015
Sacks	2.5, Florida 2015
Forced Fumbles	1 (five times), last at Florida 2015



DB - A.J. WESTBROOK - 19

6-0 • 180 • SO

Daytona Beach, Fla./Mainland

2015: A true freshman defensive back that logged time on special teams and as a reserve in the secondary...after missing the first seven games, played in the final six...finished the season with two tackles, including 0.5 TFL against Chattanooga.



DB - MARQUEZ WHITE - 27

6-0 • 179 • SR

Dothan, Ala./Northview

2015: Started all 13 games at field cornerback (first starts of his career), finishing with 25 tackles (20 solo), 2.0 TFL, two pass break-ups and an interception...ranked second in the ACC in terms of completions-per-target at 32.1 percent (STATS LLC)...was targeted only seven percent of the throws by opposing quarterbacks - making him one of the most respected cornerbacks in the country...notched the first FSU interception of the season in the end zone against USF to prevent a score...

finished the year as one of 13 Seminoles with multiple TFLs, with one coming in each of the first two games against Texas State and USF...notched two tackles as well as a pass defended in the Chick-fil-A Peach Bowl against Houston...set a season-high three tackles against Texas State, Wake Forest and at No. 1 Clemson...was an integral member of a Seminole secondary that finished in top-15 in pass efficiency defense and top-25 in passing yards allowed...a former point guard on the Seminole basketball team.

WHITE'S CAREER STATS

YR.	G	UA	A	TOT	TFL-YDS	PBU	FF	FR	INT	SACKS
2013	13	8	4	12	1.0-1	0	0	0	1	0.0-0
2014	12	2	1	3	0.0-0	0	0	0	0	0.0-0
2015	13	20	5	25	2.0-8	2	0	0	1	0.0-0
TOT	38	30	10	40	3.0-9	2	0	0	2	0.0-0

WHITE'S CAREER-HIGHS

Tackles	4, NC State 2013
Tackles for Loss	1.0, NC State 2013
Interceptions	1, at Wake Forest 2013



WR/KR - KERMIT WHITFIELD - 8

5-7 • 183 • SR

Orlando, Fla./Jones

ALL-ACC SECOND TEAM - WR (MEDIA, COACHES)

ALL-ACC THIRD TEAM - SP (COACHES)

ALL-ACC HONORABLE MENTION - SP (MEDIA)

2015: Appeared in all 13 games making five starts including his first career start in the season opener against Texas State...finished second on the team in receiving yards (798) and touchdown receptions (6) and third in catches with 57 - all-single-season career bests...averaged 61.4 receiving yards per game...recorded 14.0 yards per catch - second highest average on the team among receivers with at least 10 catches...was FSU's top kickoff returner finishing the year with 507 yards on 19 returns good for an average of 26.7 yards per return...ranked second on the team in total all-purpose yards (1,334) and all-purpose yards per game (102.6)...garnered second team All-ACC honors as a wide receiver from both the media and coaches...earned third team All-ACC honors as a special teams player by the coaches and Honorable Mention accolades from the media...one of three Seminole receivers with at least 50 catches on the year - just the second time since 1990 that FSU has had at least three receivers register 50+ catches in a single season...ranked fifth in the ACC in receiving yards, seventh in receiving yards per game, tied for eighth in touchdown receptions, eighth in receptions and all-purpose yards per game and ninth in receptions per game (4.4)...finished the year tied for the team lead with Travis Rudolph for the most 100+ receiving games at two...posted 172 receiving yards vs. Louisville and 117 yards vs. NC State...posted back-to-back two touchdown games (NC State and Chattanooga) and was the only receiver with multiple touchdown receiving games in 2015 - first receiver to perform the feat since Kelvin Benjamin in 2013 had three straight games with multiple touchdown catches...tallied a career-high catches in two straight games with nine receptions against Miami and Louisville...recorded a career-high 172 yards receiving against the Cardinals including a 70-yard touchdown catch...wrapped up the season with four catches for 56 yards against Houston in the Chick-fil-A Peach Bowl...led the team in receptions five times including a string of three straight (Miami, Louisville and Georgia Tech)...led the team in receiving yards seven times (Boston College, Miami, Louisville, Georgia Tech, NC State, Chattanooga and Florida)...ranked among the league leaders in average yards per kickoff return (4th) and total kickoff return yards (7th)...finished 17th nationally in average kickoff return yards...tallied 50+ yd kick returns in three games: 59-Texas State; 56-USF; 57-Wake Forest...surpassed Michael Ray Garvin as FSU's all-time kickoff return leader after registering 86 yards on four kickoff returns against Houston in the Chick-fil-A Peach Bowl...has tallied 1,791 career kickoff return yards on 68 attempts...his 26.3 yards per return sits as the highest average in school history among players with at least 30 returns...sits third all-time at FSU in kickoff returns...one of four "Noles with two career kickoff returns for a touchdown (E. McMillan, T. Vanover, T.K. Wetherell)...recorded a season-best four kickoff returns three times (at Wake Forest, at Clemson and in Atlanta against Houston) including 111 return yards against the Deacs.

WHITFIELD'S CAREER STATS

RECEIVING										
YR.	G	REC	YDS	AVG	TD	LG	AVG/G			
2013	14	5	89	17.8	0	42	6.4			
2014	14	11	145	13.2	0	29	10.4			
2015	13	57	798	14.0	6	70	61.4			
TOT	41	73	1032	14.1	6	70	25.2			

RUSHING

YR.	G	RUSH	YDS	AVG	TD	LG	AVG/G
2013	14	3	110	36.7	2	74	7.9
2014	14	3	40	13.3	0	21	2.9
2015	13	5	30	5.8	0	15	2.2
TOT	41	11	180	16.4	2	74	4.4

EARLY ENROLLEES

KICKOFF RETURNS


YR.	G	RET	YDS	AVG	TD	LG	AVG/G
2013	14	17	619	36.4	2	100	44.2
2014	14	32	665	20.8	0	35	47.5
2015	13	19	507	26.7	0	59	39.0
TOT	41	68	1791	26.3	2	100	43.7

WHITFIELD'S CAREER-HIGHS RECEIVING

Receptions	9 (twice), last vs Louisville 2015
Yards	172, Louisville 2015
Longest Catch	70, Louisville 2015

WHITFIELD'S CAREER-HIGHS KICK RETURNS

Returns	6, vs Oregon 2015
Yards	131, vs Oregon 2015
Longest Return	100, vs Auburn 2013
TD	1 (twice), last vs Auburn 2013



TE - JALEN WILKERSON - 83

6-4 • 230 • R-FR

Douglas, Ga./Coffee County

2015: Redshirted the 2015 season following an injury.



DT - ARTHUR WILLIAMS - 12

6-5 • 321 • R-SO

Waycross, Ga./E.E. Smith (N.C.)

2015: Appeared in nine games during his red-shirt freshman season...finished the year with two tackles - one each against Texas State and Chattanooga...made his collegiate debut in the season opener against Texas State...contributed both on special teams and as a reserved defensive tackle in the final eight games of 2015 including in the Chick-fil-A Peach Bowl against Houston.



WR/PR - JESUS 'BOBO' WILSON - 3

5-9 • 181 • SR

Miami, Fla./Christopher Columbus

2015: Only Seminole receiver to start all 13 games...tied for the longest start streak on offense at 18 games with Rod Johnson...21 career starts leads all Seminole offensive players...has caught a pass in 14 straight games - longest active streak on the team... finished his junior campaign ranked second in receptions (58) and third in receiving yards (622) and touchdown receptions (3)...established single-season career-highs for receptions, yards and yards per game (47.8)... averaged 10.7 yards per reception...one of three Seminole receivers with at least 50 catches on the year - just the second time since 1990 that FSU has had at least three receivers register 50+ catches in a single-season...ranked in the ACC in receptions (7th) and receptions/game (4.5 - 8th)...wrapped up the 2015 season with a career-high eight receptions against Houston in the Chick-fil-A Peach Bowl...finished the game with 68 receiving yards and one touchdown...led the team in receptions five times including three of the last four games (NC State, Florida and Houston)...led the team in receiving yards with 77 at Wake Forest...posted four or more catches in eight games... led the Noles with seven catches in a win over NC State...finished with a season-high 78 receiving yards against the Wolfpack...tallied a game-five catches for 38 yards in a win at Florida...notched his career-long reception of 51 yards at Wake Forest...touchdown receptions came against Texas State, USF and Houston...led the team with 26 punt returns for 111 yards - good for an average of 4.3 yards per return...fielded a season-high six punts against USF for 40 yards including a game-high 18-yard return...also had four punt returns at Boston College and against NC State...posted a season-long 21-yard return against the Wolfpack...finished the year ranked fourth in the ACC in punt returns and fifth in punt return average...ranked fourth on the team in all-purpose yards with 744 yards and 57.2 yards per game.

WILSON'S CAREER STATS

RECEIVING

YR.	G	REC	YDS	AVG	TD	LG	AVG/G
2013	12	3	23	7.7	0	11	1.9
2014	13	42	527	12.5	4	39	40.5
2015	13	58	622	10.7	3	51	47.8
TOT	38	103	1172	11.4	7	51	30.8

KICKOFF RETURNS

YR.	G	RET	YDS	AVG	TD	LG	AVG/G
2013	12	1	27	27.0	0	27	2.3
2014	13	10	228	22.8	0	34	17.5
TOT	25	11	255	22.3	0	34	9.8

PUNT RETURNS

YR.	G	RET	YDS	AVG	TD	LG	AVG/G
2013	12	8	89	11.1	0	28	7.4
2014	13	2	19	9.5	0	13	1.5
2015	13	26	111	4.3	0	21	8.5
TOT	38	36	219	6.1	0	28	5.8

WILSON'S CAREER-HIGHS RECEIVING

Receptions	8, Houston 2015
Yards	109, at NC State 2014
Longest Catch	51, at Wake Forest 2015
TD	2, at NC State 2014
Longest TD Reception	32, at NC State 2014

WILSON'S CAREER-HIGHS PUNT RETURNS

Returns	6, USF 2015
Yards	55, vs Oregon 2015
Longest Return	28, Maryland 2013

EARLY ENROLLEES



K - RICKY AGUAYO

6-1 • 203 • FR

Mascotte, Fla./IMG Academy

High School: A consensus three-star prospect who enrolled in January and is expected to participate in spring practice...competed for Team Highlight in the Under Armour All-America Game where he converted 23-yard and 29-yard field goals and all three of his extra point attempts...will look to continue the successful legacy left by his older brother, Roberto Aguayo, who was a three-time All-American and won the 2013 Lou Groza Award...named Special Teams MVP after leading IMG Academy to a 9-0 regular season mark and a No. 4 ranking in the final USA Today Super 25 Expert Rankings...nailed 41 PATs and three field goals and had 35 touchbacks in 57 kickoffs during his senior season...rated a five-star and the No. 3 kicker in the nation by Kohl's Kicking, who said he "has the frame and look of a big-time kicker"...ranked the nation's No. 4 kicker by ESPN and Scout...attended Montverde Academy before IMG where he was a teammate of current Seminole offensive tackle Abdul Bello...finished third in the kickoff competition at the 2015 Kohl's National Invitational Scholarship Camp.



DT - WALVENSKI AIME

6-4 • 300 • FR

Boynton Beach, Fla./Olympic Heights Community (Fla.) /Fort Scott C.C. (KS)

High School: Physically imposing four-star defensive tackle prospect who spent two seasons at Fort Scott (Kansas) Community College...enrolled at Florida State in January after signing his national letter of intent in December and is expected to participate in spring practice...rated as the No. 3 junior college defensive tackle prospect and the No. 30 JUCO player overall by ESPN...tabbed as the country's 10th-best defensive tackle in the JUCO ranks by 247Sports and No. 69 JUCO player overall by 247Sports...dominated in 2015, totaling 41 tackles, five TFLs and two sacks at Fort Scott...had 11 tackles in three games in 2014 before an injury ended his season...joins current offensive lineman Kareem Are as Fort Scott products...collected four-star ratings from ESPN and Scout and three-star rankings from Rivals and 247Sports...attended Boca Raton Olympic Heights High School...chose Florida State over offers from Alabama, Miami, and Auburn among others.



OL - ANDREW BOSELLI

6-4 • 313 • FR

Ponte Vedra, Fla./Episcopal

High School: Consensus three-star offensive line prospect who committed to Florida State in April 2015...enrolled in January and is expected to participate in spring practice...son of former Jacksonville Jaguars star offensive tackle Tony Boselli...has made a name for himself with a standout prep career first at the Providence School before playing at the Episcopal School...collected Class 3A First Team All-State honors in 2015 after nabbing second-team accolades in 2014...tough, hard-nosed and versatile offensive lineman who is expected to play guard or center for the Noles...rated one of the Top 100 players in Florida by 247Sports (No. 68) and ESPN (No. 84)...tabbed one of the nation's Top 50 offensive guard prospects by Scout, ESPN and 247Sports, including No. 26 by 247...chose FSU over LSU, Duke and Miami among several offers.



LB - JOSH BROWN

6-2 • 209 • FR

Charlotte, N.C./Mallard Creek

High School: Athletic prospect with the ability to play as a linebacker or a rush end...consensus four-star outside linebacker who enrolled in January and is expected to participate in spring practice after leading Mallard Creek High School to a third consecutive North Carolina Class 4A State Championship in 2015...totaled 130 tackles, 14 sacks, 21 tackles for loss, an interception and 12 quarterback hurries as a senior in 2015...named 2015 defensive player of the year by the Charlotte Observer...played in the U.S. Army All-American Bowl in January (2016)...had three tackles, a TFL, a forced fumble and pass breakup for Team East...named to the Associated Press First Team All-State team in 2014 and 2015...ranked among the nation's Top 20 at his position by ESPN (No. 19) Rivals (No. 10) and 247Sports (No. 9)...tabbed North Carolina's No. 3 prospect and the nation's No. 95 player overall by 247Sports...chose FSU over several offers, including Alabama, Tennessee and North Carolina



QB - MALIK HENRY

6-3 • 184 • FR

Inglewood, Calif./Long Beach Poly

High School: One of the top passers in the 2016 class, committed to the Seminoles in November 2014 and never wavered...enrolled in January and is expected to participate in spring practice...a consensus four-star recruit that is rated as one of the nation's Top 60 prospects by ESPN, Rivals and 247Sports...coming off an outstanding performance in the Under Armour All-America Game in January (2016) where he completed 9-of-12 passes for 75 yards and two touchdowns while leading Team Highlight to a 27-0 victory...played his sophomore and junior years at Westlake Oaks Christian (Calif.) before finishing his prep career at Long Beach Poly in the fall of 2015...threw for 1,410 yards, 16 touchdowns and just one interception over seven games during his senior year...tabbed the No. 2 dual-threat quarterback in the nation, No. 1 player from California and No. 17 overall prospect by ESPN...rated the nation's No. 2 dual-threat signal-caller, No. 7 player in California and No. 34 overall recruit by Rivals...ranked No. 4 pro-style quarterback, No. 8 player in California and No. 53 player overall by 247Sports...competed in Nike's Elite 11 quarterback camp in the summer of 2015, coached by former Super Bowl-winning quarterback Trent Dilfer...chose Florida State over several offers, including Southern Cal, Arizona State, and UCLA.



DE - JANARIUS ROBINSON

6-5 • 249 • FR

Panama City, Fla./Bay

High School: Explosive edge rusher with the ideal frame for the next level...consensus four-star defensive end prospect who enrolled in January and is expected to participate in spring practice...represented Team East in the U.S. Army All-American Game in January (2016)...totaled seven sacks in his senior season, leading Bay High School to the playoffs for the first time in a decade...collected USA Today All-USA Florida First Team honors in 2015...described as "high-motored defender with a disrupted skill-set" by ESPN...invited to The Opening in 2015 at Nike's headquarters in Beaverton, Ore., where he proved to be one of the most athletic defensive end participants...rated the nation's No. 7 weakside defensive end, No. 17 player in Florida and No. 107 player overall by Rivals...tabbed 247Sports' No. 10 prospect at his position, No. 15 player in Florida and No. 115 recruit overall...rated the No. 14 defensive end in the country, No. 22 player in Florida and No. 103 prospect overall by ESPN...rated No. 17 defensive end and No. 122 player overall by Scout...chose the Seminoles over Florida, Auburn and Alabama among several offers.



DT - CEDRIC WOOD

6-3 • 303 • FR

Tallahassee, Fla./Godby

High School: Consensus four-star local product out of Godby High School who blossomed into one of the nation's top defensive tackle prospects...enrolled in January and is expected to participate in spring practice...collected Class 5A First Team All-State honors and First Team All-Big Bend accolades from the Tallahassee Democrat after totaling 57 tackles, 12 TFLs and three sacks for Godby during the fall 2015 season...tabbed among the nation's Top 22 defensive tackles by 247Sports (No. 16), Rivals (No. 20) and ESPN (No. 22)...ranked as the No. 20 player in Florida and No. 128 player overall by 247Sports...rated as Florida No. 32 prospect by Rivals and No. 38 by ESPN...joins former Godby stars and current Seminole teammates linebacker Jacob Pugh and long snapper Stephen Gabbard...selected Florida State over offers from Alabama, Auburn and South Carolina.

INCOMING ATHLETES

OL - MIKE ARNOLD

6-4 • 359 • FR

Winter Haven, Fla./Milford Academy (NY)

Outstanding offensive lineman prospect with prototypical size and length...rated a four-star prospect by Rivals...ranked three-stars by 247Sports, ESPN and Scout...among the top prep school players in the nation after originally signing with Virginia Tech in 2015...starred at Winter Haven High School, where he collected 2014 6A First Team All-State honors, before attending Milford Academy in New Berlin, N.Y., where he led the football team to a 6-3 record this past fall...ranked No. 97 on the Orlando Sentinel's Class of 2015 Top 100...named to Lakeland Ledger's Super 16 list in 2015...called Florida State his "dream school" after committing to the Seminoles on an official visit.

OL - JOSH BALL

6-8 • 311 • FR

Fredericksburg, Va./Stafford

Massive offensive tackle prospect from Virginia...a consensus four star recruit and the top offensive line prospect in the state...played for Team East in the U.S. Army All-American Bowl...called "physically developed lineman who has ideal height and size" by ESPN...ranked the No. 11 tackle prospect in the nation and No. 99 overall player by 247Sports...rated the 10th-best tackle and No. 179 overall prospect by Rivals...also a Top 25 prospect at his position according to ESPN and Scout...ranked a top five player in Virginia by 247Sports (No. 2), Rivals (No. 3) and ESPN (No. 4)...said his favorite thing to do in football is pulling, despite playing tackle...collected American Family Insurance Virginia All-State First Team honors and all-conference 4 accolades...chose FSU over several finalists, including West Virginia, Penn State and Auburn.

CB - CARLOS BECKER, III

6-2 • 183 • FR

Kissimmee, Fla./Osceola

Four-star cornerback out of Osceola High School who has the height, length and speed to be dominant in coverage...combines excellent closing speed and ability to read the quarterback with the aggressiveness to come up and stop the run...played in the 2016 Under Armour All-America Game as a member of Team Highlight...ranked as the No. 7 cornerback in the country and No. 46 overall prospect by ESPN...rated the No. 11 cornerback and No. 113 overall recruit by 247Sports...rated the No. 3 cornerback in the state and No. 13 nationally by Scout...ranked the 10th-best player in Florida by ESPN and state's No. 14 prospect by 247Sports...listed as the No. 21 athlete in the nation by Rivals...collected Class 8A All-State First Team honors in 2015...recorded five interceptions, including one pick in the Class 8A state championship final, as a senior in 2015 while leading Osceola to a 13-2 record and a second straight state runner-up finish...named the No. 7-ranked player in the Orlando Sentinel's 2016 Central Florida Super60...finished his Osceola career with 10 total interceptions...also led the Kowboys to the Class 7A final in 2014...chose FSU over NC State, Ole Miss and Ohio State.

DE - BRIAN BURNS

6-5 • 222 • FR

Fort Lauderdale, Fla./American Heritage

Five-star recruit from 247Sports and Scout who has the length and athleticism to become a disruptive pass rusher at the collegiate level...played in the 2016 U.S. Army All-American Bowl in San Antonio in January, tallying a pair of tackles and a pass breakup...named the Sun-Sentinel Defensive Player of the Year and grabbed Class 5A All-State First Team honors in 2015...four-star recruit by ESPN and Rivals...ranked the 22nd-best player in the nation, second-best defensive end and fifth-best player in the state of Florida by 247Sports...rated No. 22 overall and fifth-ranked defensive end by Scout...ranked No. 65 nationally, No. 4 defensive end and No. 11 in Florida by Rivals...tabbed the 160th overall prospect by ESPN, No. 21 defensive end and No. 29 in Florida...according to Scout, can play either standing up with his hand down, has a good first step and is very quick off the ball...at American Heritage, recorded 135 tackles and 28 sacks over his junior and senior seasons...helped American Heritage win state titles in 2013 and 2014...chose Florida State over Florida and Georgia, among others.

OL - LANDON DICKERSON

6-5 • 315 • FR

Hickory, N.C./South Caldwell

One of the nation's top offensive line recruits...grabbed a five-star rating from 247Sports and nabbed four stars from ESPN, Rivals and Scout...played for Team Armour in the 2016 Under Armour All-American Game in January...competed at Nike's 'The Opening' prospect camp in 2015...the versatile lineman was tabbed the nation's No. 1 offensive guard recruit by Rivals and a Top 5 offensive tackle recruit by 247Sports (No. 5) and ESPN (No. 5)...also listed as nation's No. 4 guard by Scout...physical athlete with the size and toughness to excel at the collegiate level and a number of positions...tabbed the No. 2 player in North Carolina and No. 17 overall prospect in the nation by 247Sports...rated the fourth-best player in the state and No. 43 overall by Rivals...ranked No. 3 recruit in North Carolina and No. 64 overall by ESPN...Scout's No. 76 overall prospect...collected USA Today All-USA North Carolina First Team and All-Northwestern 3A-4A honors in 2015...led South Caldwell to an 11-3 record and to the third round of the state 4A football playoffs as a senior...selected for the N.C. Shrine Bowl All-Star game...nabbed North Carolina Prep Football News Preseason All-State entering his senior season...chose Florida State over Tennessee, Auburn and Virginia Tech, among others.

WR - KEITH GAVIN

6-3 • 219 • FR

Crawfordville, Fla./Wakulla

Consensus four-star wide receiver from nearby Wakulla High School in Crawfordville...back-to-back Class 5A First Team All-State honoree who led the War Eagles to a 13-2 record and the 5A state championship game as a senior in 2015...caught five passes for 73 yards and two touchdowns in the state final...named a 2016 Under Armour All-American, but did not play in the game...finished with 52 receptions for 959 yards and 16 touchdowns to go along with two return scores in 2015...caught 44 balls for 1,131 yards and 16 scores, while leading Wakulla to an 8-3 record in 2014...also starred at safety for the War Eagles...two-time All-Big Bend First Team selection...2015 All-USA Florida Second Team selection...rated the nation's No. 9 wide receiver and No. 79 overall prospect by ESPN...tabbed the nation's No. 16 receiver by Scout...rated a Top 200 national prospect by 247Sports, Rivals, ESPN and Scout...will provide a large frame as well as a red zone threat out wide...chose FSU over Alabama and Florida among several offers.

LB - DONTAVIOUS JACKSON

6-2 • 252 • FR

Houston, Texas/Alief Elsik

Four-star powerful inside linebacker prospect...one of the top inside linebacker prospects in the nation, rated as a consensus Top 5 recruit at the position...played in the 2016 Under Armour All-America Game, where he recorded four tackles and a quarterback hurry as a member of Team Highlight...rated the No. 4 inside linebacker in the nation by Scout and 247Sports...ranked the No. 5 inside linebacker in the country by ESPN and Rivals...named the top inside linebacker from Texas by Scout...consensus Top 25 player from the state of Texas...ranked the No. 19 player from the state by 247Sports...rated the No. 18 player from the state of Texas by ESPN...tabbed No. 21 prospect in Texas by Rivals...ranked as the No. 65 overall prospect in the nation by Scout as well as No. 106 by 247Sports, No. 123 by ESPN and No. 168 by Rivals...collected 6A All-State honorable mention honors in 2015 while leading his prep squad to the playoffs...posted 165 tackles, including 27 tackles for loss and six sacks as a junior at Alief Elsik in 2014...tallied 107 tackles as a sophomore in 2013...chose FSU over Texas, Michigan and Alabama.

OL - BAVEON JOHNSON

6-3 • 346 • FR

Lakeland, Fla./Lake Gibson

Nation's top center prospect by ESPN, Rivals and 247Sports and a consensus four-star player from Lake Gibson High School...rated the No. 6 player in Florida and No. 29 overall prospect in the nation by ESPN...ranked the seventh-best player in the state and No. 45 player overall by Rivals...tabbed No. 7 prep star in Florida and No. 71 overall prospect by 247Sports...Scout's 89th-ranked prospect in the nation and second-best center...named the Florida Athletic Coaches Association District 13 Player of the Year and a first-team all-district selection as a senior in 2015...described as very athletic for a player of his size, making him effective at pulling as a blocker and able to play multiple positions...played center while snapping to quarterback Malik Henry as a member of Team Highlight in the 2016 Under Armour All-America game, holding his own against some of the best defensive line prospects in the nation and leading his squad to a 27-0 victory...collected MVP honors at the Nike opening regional camp in Orlando in 2015 and was invited to Nike's The Opening in Beaverton, Ore...grabbed MVP honors at the 2015 Miami Nike Camp and 2015 Miami Rivals Camp...a lifelong Florida State fan, he chose FSU over Florida, Kentucky, Miami and Mississippi State among several offers.

LB - KEION JOYNER

6-3 • 230 • FR

Havelock, N.C./Havelock

Athletic linebacker with great size and range and an ability to make plays from sideline to sideline...rated a four-star prospect by ESPN, Rivals and Scout...committed to Florida State at the Under Armour All-America Game in Orlando in January...named the top outside linebacker prospect in North Carolina by Scout...ranked the No. 5 player in the state and No. 8 outside linebacker nationally by ESPN...rated the No. 23 outside linebacker prospect in the nation by Rivals...tabbed the eighth-best at the position nationally by Scout...collected a three-star rating from 247Sports...tabbed the nation's No. 108 overall prospect by ESPN...played in three state championship games at Havelock...collected Associated Press All-State First Team honors in 2014...registered 96 tackles and 5.5 sacks, a forced fumble and a blocked punt while leading the Rams to the state title game during his junior season...tallied 108 tackles, 7.5 sacks, seven forced fumbles, two interceptions and a blocked field goal as a sophomore...chose FSU over LSU, North Carolina and several other schools.

DB - KYLE MYERS

6-0 • 167 • FR

New Orleans, La./Holy Cross

Rangy defensive back prospect from New Orleans...rated a four-star cornerback by Scout, Rivals, and 247Sports...considered a Top 25 cornerback in the nation by Rivals (No. 22), Scout (No. 15) and 247Sports (No. 24)...ranked the No. 15 player in Louisiana by Scout and No. 17 by Rivals and 247Sports...rated the No. 35 player in Louisiana by ESPN...registered four interceptions along with 11 pass deflections as a high school senior in 2015, leading Holy Cross to the second round of the playoffs...had 34 tackles and an interception for a touchdown in his junior season at Holy Cross...participated in "The Opening," a combine event held for recruits at Nike's campus in Beaverton, Oregon...chose Florida State over offers from Ole Miss and LSU.

INCOMING ATHLETES

DL - SHAVAR MANUEL

6-4 • 289 • FR

Bradenton, Fla./IMG Academy

Powerful defensive tackle prospect out of IMG Academy in Bradenton, Fla...a consensus four-star recruit from ESPN, Rivals, 247Sports and Scout...ranked as the best player at his position in the state of Florida by Scout...also rated No. 6 in the South Region, No. 10 nationally at his position and No. 84 overall by Scout...rated the 10th-best player nationally at defensive tackle, No. 13 in the state of Florida and No. 72 overall by ESPN...tabbed the No. 11 overall player in the state of Florida, the No. 13 national prospect at defensive tackle and No. 86 overall player by 247Sports...ranked No. 18 in the state of Florida, No. 12 at his position and No. 110 overall by Rivals...played in the Under Armour All-American Game in 2016...finished his senior season at IMG with 31 total tackles and 2.0 sacks...averaged just under 4.0 tackles per game (3.9)...tallied 33 sacks over his first two high school football seasons at Blake High School in Tampa including 12.5 sacks as a freshman and 20.5 during his sophomore season...garnered All-Hillsborough County as a sophomore and All-Hillsborough County Honorable Mention accolades as a freshman...a big, strong force on the defensive line that has the ability to overpower offensive linemen with low movement...a very athletic tackle for his size and will be a force on the inside...chose Florida State over Florida, Alabama, Auburn and LSU.

FB - GABE NABERS

6-3 • 243 • FR

Hahira, Ga./Lowndes

Versatile offensive athlete expected to play fullback or H-back for the Seminoles after a standout career for perennial Georgia power Lowndes County High School in Valdosta, Ga...collected Georgia I-6A Utility Player of the Year honors in 2015 and honorable mention all-state accolades from the Georgia Sports Writer Association...led the Vikings to the first round of the playoffs in 2015...listed as a three-star tight end prospect by ESPN and Scout...rated the nation's No. 17 tight end/H-back recruit and a Top 100 prospect from Georgia by ESPN...can contribute in the passing game as he shows great quickness and hands as both an in-line tight end and out of the backfield...also a strong blocker from either position...continues a strong pipeline from Lowndes to Florida State, joining recent defensive standouts Telvin Smith, Greg Reid and Tyler Hunter...caught 17 balls for 173 yards and six touchdowns as a senior in 2015...also played defense, tallying 26 tackles, 4.5 TFLs, one sack, one interception, two pass breakups, one fumble recovery and one blocked kick... chose Florida State over South Florida.

RB - AMIR RASUL

5-10 • 203 • FR

Miami, Fla./Coral Gables

Speedy and explosive running back prospect from Miami...rated a four-star prospect by ESPN, Scout and Rivals...rated the number one running back in Florida by Rivals and ESPN...ranked the No. 2 running back in Florida by Scout...played in the Semper Fidelis All-America game in Carson, Calif., where he rushed for 68 yards and three touchdowns, two in the third quarter, to lead the East to a 28-13 win over the West...tabbed the nation's No. 100 overall prospect and 21st-best player in Florida by ESPN...ranked the nation's No. 7 running back by ESPN and No. 13 by Scout and Rivals...rated No. 7 player in 2016 Class in Miami Herald's Top 50...ran for 1,660 yards and 23 touchdowns across his last two seasons at Coral Gables and Columbus high schools...also added 19 catches for two more scores... has been clocked at 4.51 in the 40-yard dash...also a track star who won the 100-meter dash at the 2013 state championships...top 100-meter dash time is 10.44...chose FSU over Miami, LSU and Alabama among several schools.

LB - EMMETT RICE

6-2 • 186 • FR

Miami Gardens, Fla./Norland

Athletic linebacker prospect with great length who possesses the athleticism and versatility to make plays at the line of scrimmage and sideline to sideline...collected 2015 All-USA Florida Second Team honors and 6A All-State Third Team accolades...product of powerhouse Norland High, the same school as former Seminole cornerback and first round pick Xavier Rhodes...recorded 94 tackles including 18 sacks as a junior in 2014...ranked the No. 4 prospect in the Miami Herald Class of 2016 Top 50...tabbed a four-star prospect by Rivals and ESPN and a three-star recruit by Scout and 247Sports...rated the No. 15 outside linebacker prospect in the nation and No. 27 player in Florida by Rivals...tabbed the No. 20 player at his position and 63rd-best player in the state by ESPN...ranked the No. 26 OLB and No. 53 prospect in Florida by 247Sports...similar in build to former Florida State All-American and NFL star linebacker Telvin Smith...chose FSU over Alabama, Florida and Louisville.

DB - LEVONTA TAYLOR

5-10 • 175 • FR

Virginia Beach, Va./Ocean Lakes

Consensus five-star prospect and No. 1 cornerback in the nation...ranked as the No. 5 overall player nationally in the ESPN300...rated the No. 10 overall player in the nation by Rivals...tabbed the No. 12 overall player nationally by 247Sports...tabbed the No. 12 overall player by Scout...consensus top overall player from the state of Virginia...consensus Top 12 player in the nation...led Ocean Lakes to a 12-1 record in his senior season...forced 10 turnovers, including four interceptions to go along with 51 tackles...also averaged 33 yards on punt returns...scored four touchdowns on his first 13 touches of his senior year...led the Dolphins to a 15-0 record and their first state championship in 2014, recording 40 tackles including 12 stops for a loss, while adding three special teams touchdowns, three scores on defense and six touchdown receptions...participated in the 2016 Under Armour All-America game as a member of Team Highlight and recorded a 41-yard punt return...named to the All-USA First Team Defense as a senior by USA Today...member of Scout.com's 2016 All-American defense...invited to "The Opening," an all-star summer prospect camp held on the Nike Campus...was among the leaders in the event in 2015, scoring an impressive 140.17 SPARQ rating, including a 4.34 40-yard dash...could log early playing time on special teams as a returner and in the secondary...chose Florida State over Alabama, Ohio State, and Virginia among several offers.

K - LOGAN TYLER

6-0 • 197 • FR

Nixa, Mo./Nixa

Elite kicker prospect rated a five-star as both a placekicker and punter by Kohl's Kicking...three-star prospect according to 247Sports, Scout and ESPN...nation's No. 1 kicker by ESPN...extremely strong leg with field goal range up to 60 yards...hit a 90-yard kickoff at Kohl's Kicking National Camp...kicked for Team Armour at the 2016 Under Armour All-America game in Orlando...named the No. 2 placekicker and No. 28 punter prospect in the nation by Kohl's...named to the USA Today All-USA Second Team Defense as a punter...named to Kohl's Kicking All-America First Team as both a kicker (2013) and punter (2014)...collected First Team Missouri All-State honors as a placekicker by both media and coaches...named First Team All-Area (District 5/6) as a kicker, punter and defensive back...played quarterback, running back, safety and outside linebacker as well as kicker and punter at Nixa High School...unanimously named First Team All-Ozark Conference as a kicker and as an athlete...converted three of four field goal attempts and nailed 45 extra points and punted 22 times for an average of 43 yards as a senior in 2015...made 11 field goals and 38 extra points as a junior in 2014...also punted 51 times for a 44.5 average in 2014...recorded 140 touchbacks on kickoffs in three seasons...once made 19 consecutive kicks into the wind at Kohl's Texas Showcase.

TE - NASIR UPSHUR

6-2 • 245 • FR

Philadelphia, Pa./Imhotep Institute Charter

Athletic and rangy tight end prospect from Philadelphia who committed to the Seminoles in September after receiving 52 offers...consensus four-star prospect and top eight player from Pennsylvania...consensus Top 12 prospect at the position nationally...tabbed the No. 5 tight end and No. 72 player overall nationally by Rivals...Scout's No. 6 tight end and No. 152 overall prospect...ranked the No. 9 tight end in the country by ESPN...rated the No. 12 tight end nationally by 247Sports...played alongside early enrollee quarterback Malik Henry as a member of Team Highlight in the 2016 Under Armour All-America game, finishing with one reception for a six yards...caught 22 balls for 640 yards and 11 touchdowns in his senior season, while leading Imhotep Institute Charter to a 15-0 record and the Class AAA state championship...the Panthers became the first-ever Philadelphia Public League school to win a state football title...captured Class AAA All-State First Team honors...also tallied 13 sacks as a defensive end in his final two seasons...chose Florida State over Michigan, Alabama and Ohio State.

OL - JUAN WILLIAMS

6-6 • 296 • FR

Cheltenham, Md./Archbishop Carroll (D.C.)

Consensus four-star offensive tackle prospect from Washington, D.C...played for Team Highlight in the Under Armour All-America Game...rated the second-best prospect from Washington, D.C. and the No. 3 recruit in the nation's capital by both 247Sports and ESPN...tabbed the No. 7 offensive tackle recruit and No. 146 overall recruit in the nation by Rivals...ranked 11th-best offensive tackle and No. 110 overall player by ESPN...named the 27th-best offensive tackle by 247Sports...ranked the 27th-best offensive tackle recruit in the country by Scout...has a high motor and uses his length to engage defenders...has physical traits sought after in prospects, but is also described as tough...2015 USA Today All-USA D.C. First Team selection...captured D.C. State Athletic Association all-state honors in 2015, as well...chose Florida State over Georgia, LSU, and Texas A&M, among others.

NATIONAL AWARD LIST

BEDNARIK AWARD

- Jalen Ramsey (Semifinalist)
- Terrance Smith

OUTLAND TROPHY

- Roderick Johnson

BRONKO NAGURSKI TROPHY

- Jalen Ramsey
- Terrance Smith

RAY GUY AWARD

- Cason Beatty

BUTKUS AWARD

- Reggie Northrup
- Terrance Smith

ROTARY LOMBARDI AWARD

- Roderick Johnson
- Reggie Northrup
- Terrance Smith

DOAK WALKER AWARD

- Dalvin Cook (Semifinalist)

WALTER CAMP AWARD

- Everett Golson

JIM THORPE AWARD

- Jalen Ramsey (Semifinalist)

WUERFFEL TROPHY

- Roberto Aguayo
- Cason Beatty (Nominee)

LOU GROZA AWARD

- Roberto Aguayo (Semifinalist)

MAXWELL AWARD

- Everett Golson
- Dalvin Cook (Semifinalist)

ALL-AMERICA HONORS

AFCA

- Jalen Ramsey

FRESHMAN ALL-AMERICANS

CAMPUSINSIDER

- Derwin James
- Ryan Izzo (HM)
- Josh Sweat (HM)

AP

- Dalvin Cook (Second)
- Jalen Ramsey (Second)

SPORTING NEWS

- Derwin James

CBSSPORTS.COM

- Roberto Aguayo
- Dalvin Cook (Second)
- Roderick Johnson (Second)
- Jalen Ramsey (Second)
- Derwin James (HM)

USA TODAY SPORTS

- Derwin James

ESPN.COM

- Jalen Ramsey

FWAA

- Dalvin Cook
- Jalen Ramsey (Second)

SPORTING NEWS

- Roberto Aguayo
- Dalvin Cook (Second)
- Jalen Ramsey (Second)

SPORTS ILLUSTRATED

- Dalvin Cook
- Jalen Ramsey (Second)

USA TODAY SPORTS

- Roberto Aguayo (Second)
- Dalvin Cook (Second)
- Roderick Johnson (Second)
- Jalen Ramsey (Second)

WALTER CAMP

- Jalen Ramsey
- Dalvin Cook (Second)

2015 SEASON HONORS BY PLAYER

RB - Dalvin Cook

Jim Brown Award Winner
 First Team All-American (FWAA, SI.com)
 Second Team All-American (AP, CBSSports.com, Sporting News, Walter Camp)
 All-ACC First Team (Media, Coaches)
 Semifinalist Maxwell Award & Doak Walker Award
 Walter Camp Award 'Player to Watch' List
 CFPA Midseason Watch List for National Performer of the Year
 Midseason All-America Team - SI.com (First Team), ESPN.com, CBS Sports
 Walter Camp National FBS Player of the Week (Sept. 13)
 ACC Offensive Back of the Week (Sept. 14, Oct. 12)
 CFPA Honorable Mention, National Performer Week 2 (Sept. 14)
 CFPA National Performer of Week 6 (Oct. 12)

CB - Jalen Ramsey

First Team All-American (ESPN.com, Walter Camp, AFCA)
 Second Team All-American (AP, CBSSports.com, FWAA, SI.com, Sporting News, USA Today)
 All-ACC First Team (Media, Coaches)
 Semifinalist Bednarik Award, Jim Thorpe Award, Lott IMPACT Trophy
 Midseason All-America Team - SI.com (Second Team)
 ACC Defensive Back of the Week (Sept. 14, Sept. 21)

K - Roberto Aguayo

First Team All-American (CBSSports.com, Sporting News)
 Second Team All-American (USA Today)
 All-ACC First Team (Media, Coaches)
 Lou Groza Award Semifinalist
 ACC Specialist of the Week (Sept. 14)
 Lou Groza 'Star of the Week' (Oct. 13)

OL - Roderick Johnson

Second Team All-American (Sporting News, USA Today)
 Honorable Mention All-American (SI.com)
 All-ACC First Team (Media, Coaches)
 ACC Jacobs Blocking Trophy Winner
 ACC Offensive Lineman of the Week (Sept. 14)

S - Derwin James

All-ACC Third Team (Media)
 Honorable Mention All-American (CBSSports.com)
 Freshman All-American (Sporting News, USA Today, CampusInsider)
 ACC Defensive Back of the Week (Nov. 14)

OL - Kareem Are

All-ACC Third Team (Media); All-ACC Honorable Mention (Coaches)

P - Cason Beatty

Ray Guy Award Watch List
 Wuerffel Trophy Award nominee

DB - Lamarcus Brutus

All-ACC Honorable Mention (Media)

DB - Javien Elliott

Burlsworth Trophy nominee

QB - Everett Golson

ACC Offensive Back of the Week (Sept. 7)
 CFPA Honorable Mention, National Performer Week 1 (Sept. 7)
 Manning Award Star of the Week (Oct. 19)
 Davey O'Brien Award 'Great 8' Week 7 (Oct. 19)

TE - Ryan Izzo

Honorable Mention Freshman All-American (CampusInsider)

DT - Nile Lawrence-Stample

All-ACC First Team (Coaches); All-ACC Second Team (Media)

DB - Trey Marshall

ACC Defensive Back of the Week (Oct. 5)

DT - Derrick Nnadi

All-ACC Third Team (Media)

LB - Reggie Northrup

All-ACC Second Team (Media); All-ACC Third Team (Coaches)

RB - Jacques Patrick

ACC Rookie of the Week (Oct. 31)

LB - Jacob Pugh

ACC Linebacker of the Week (Oct. 19)

WR - Travis Rudolph

All-ACC Second Team (Media); All-ACC Honorable Mention (Coaches)
 ACC Receiver of the Week (Oct. 31)
 CFPA Honorable Mention, National Performer Week 9 (Nov. 2)

LB - Terrance Smith

All-ACC Honorable Mention (Media)
 ACC Linebacker of the Week (Sept. 21)

DE - Josh Sweat

Honorable Mention Freshman All-American (CampusInsider)

DL - DeMarcus Walker

All-ACC Second Team (Media); All-ACC Third Team (Coaches)
 ACC Defensive Lineman of the Week (Oct. 12)

WR - Kermit Whitfield

All-ACC Second Team - WR (Media, Coaches)
 All-ACC Third Team - SP (Coaches); Honorable Mention - SP (Media)
 ACC Receiver of the Week (Oct. 19)

2015 ALL-ACC TEAMS

(ACCSMA & COACHES)

All-ACC - ACSMA

First Team - Offense

- K - Roberto Aguayo
- RB - Dalvin Cook
- T - Roderick Johnson

All-ACC - COACHES

First Team - Offense

- K - Roberto Aguayo
- RB - Dalvin Cook
- T - Roderick Johnson

First Team - Defense

- CB - Jalen Ramsey

First Team - Defense

- DT - Nile Lawrence-Stample
- CB - Jalen Ramsey

Second Team - Offense

- WR - Travis Rudolph
- WR - Kermit Whitfield

Second Team - Offense

- WR - Kermit Whitfield

Second Team - Defense

- DT - Nile Lawrence-Stample
- LB - Reggie Northrup
- DE - DeMarcus Walker

Second Team - Defense

- LB - Reggie Northrup

Third Team - Offense

- G - Kareem Are

Third Team - Offense

- SP - Kermit Whitfield

Third Team - Defense

- S - Derwin James
- DT - Derrick Nnadi

Third Team - Defense

- DE - DeMarcus Walker

Honorable Mention

- P - Cason Beatty
- S - Lamarcus Brutus
- G - Chad Mavety
- LB - Terrance Smith
- SP - Kermit Whitfield

Honorable Mention

- G - Kareem Are
- WR - Travis Rudolph

2015 PRESEASON ALL-AMERICA TEAMS

& WATCH LISTS

Phil Steele

Preseason All-America

- 1st Team: K Roberto Aguayo (Preseason Special Teams Player of the Year)
- 2nd Team: CB Jalen Ramsey
- 4th Team: LB Terrance Smith

K - Roberto Aguayo - 19

- Lou Groza Award
- Wuerffel Trophy

RB - Dalvin Cook - 4

- Maxwell Award

QB - Everett Golson - 6

- Maxwell Award
- Walter Camp Award

CBS Sports Preseason All-America Team

- 1st Team: K Roberto Aguayo
- 2nd Team: CB Jalen Ramsey

OL - Roderick Johnson - 77

- Outland Trophy
- Rotary Lombardi Award

Athlon Sports All-America Team

- 1st Team: K Roberto Aguayo
- 1st Team: CB Jalen Ramsey (Safety)
- 3rd Team: RB Dalvin Cook

LB - Reggie Northrup - 5

- Butkus Award
- Rotary Lombardi Award

Sporting News All-America Team

- 1st Team: K Roberto Aguayo
- 1st Team: CB Jalen Ramsey (Safety)

DB - Jalen Ramsey - 8

- Bednarik Award
- Bronko Nagurski Trophy
- Jim Thorpe Award

SI All-America Team

- 1st Team: K Roberto Aguayo
- 1st Team: CB Jalen Ramsey

LB - Terrance Smith - 24

- Bednarik Award
- Bronko Nagurski Trophy
- Butkus Award
- Rotary Lombardi Award

USA Today All-America Team

- 1st Team: K Roberto Aguayo
- 1st Team: CB Jalen Ramsey

2015 SEASON RECAPS AND BOX SCORES

Game 1, Sept. 5 (10/8) Florida State 59, Texas State 16 Tallahassee, Fla.



- Florida State extended its home winning streak to 15 straight games - the Noles have not lost at home since Nov. 24, 2012.
- Sophomore tailback Dalvin Cook rushed for 156 yards and two touchdowns on 19 carries, making him the first Seminole to rush for 100 yards in four consecutive games since Greg Jones accomplished the feat in five consecutive games from 2001-2002.
- Redshirt senior transfer Everett Golson eclipsed the 300-yard passing mark in his first game as a Seminole and seventh time in his career, finishing with 302 yards while tossing four touchdowns to four different receivers. Golson finished 19-for-25 with a passing efficiency rating of 230.3, good for fourth nationally and tops in the ACC.
- Sophomore wide receiver Ja'Vonn Harrison caught his first career touchdown pass with 11:05 left in the fourth quarter, a 55 yard strike from Everett Golson.
- Junior All-American cornerback Jalen Ramsey took his first career kickoff return for 37 yards, while wearing Charlie Ward's retired number 17. Ramsey also had four tackles and a leaping pass break up.
- A pair of young defenders stood out in their first career starts in the secondary, Trey Marshall at "star" nickelback and Marquez White at cornerback. Marshall finished with four tackles and a sack while White finished with three tackles and a tackle for loss.

	1	2	3	4	Score
Texas State	0	10	0	6	16
Florida State	14	7	14	24	59

SCORING SUMMARY

First Quarter

06:23 FS Cook, D. 1 yd run (Aguayo, R. kick), 10-85 4:38, TXST 0 - FS 7
00:41 FS Cook, D. 28 yd run (Aguayo, R. kick), 3-58 0:47, TXST 0 - FS 14

Second Quarter

11:30 TXST Sherman, James 26 yd field goal, 12-56 4:11, TXST 3 - FS 14
09:06 TXST Nutall, Chris 4 yd run (Sherman, James kick), 2-29 0:10, TXST 10 - FS 14
05:44 FS Pender, M. 1 yd run (Aguayo, R. kick), 7-63 3:15, TXST 10 - FS 21

Third Quarter

09:11 FS Rudolph, T. 5 yd pass from Golson, E. (Aguayo, R. kick), 11-695:44, TXST 10 - FS 28
04:11 FS Izzo, R. 13 yd pass from Golson, E. (Aguayo, R. kick), 10-89 3:56, TXST 10 - FS 35

Fourth Quarter

13:30 FS Wilson, J. 14 yd pass from Golson, E. (Aguayo, R. kick), 7-66 3:12, TXST 10 - FS 42
11:04 FS Harrison, J. 55 yd pass from Golson, E. (Aguayo, R. kick), 3-71 1:12, TXST 10 - FS 49
05:39 TXST French, C. 4 yd pass from White, C. (Sherman, J. kick failed), 15-82 5:21, TXST 16 - FS 49
04:03 FS Vickers, J. 24 yd pass from Maguire, S. (Aguayo, R. kick), 4-40 1:27, TXST 16 - FS 56
02:18 FS Aguayo, R. 22 yd field goal, 6-29 1:37, TXST 16 - FS 59

TEAM STATISTICS

	TXST	FS
FIRST DOWNS	17	30
RUSHES-YARDS (NET)	33-132	41-266
PASSING YDS (NET)	168	370
Passes Att-Comp-Int	42-26-0	32-25-0
TOTAL OFFENSE PLAYS-YARDS	75-300	73-636
Fumble Returns-Yards	0-0	1-3
Punt Returns-Yards	1-10	5-21
Kickoff Returns-Yards	3-51	3-127
Interception Returns-Yards	0-0	0-0
Punts (Number-Avg)	7-46.6	3-36.3
Fumbles-Lost	1-1	3-1
Penalties-Yards	1-5	5-35
Possession Time	27:59	32:01
Third-Down Conversions	4 of 17	8 of 12
Fourth-Down Conversions	3 of 5	0 of 0
Red-Zone Scores-Chances	3-3	6-6
Sacks By: Number-Yards	2-11	1-12

Attendance: 80,917

RUSHING: Texas State-Jones, Tyler 10-39; White, Connor 3-26; Mayberry, Sted 5-21; Lowe, Robert 8-13; Nutall, Chris 5-13; Kaba, Lumi 1-11; Johnson, Steph 1-9. **Florida State**-Dalvin Cook 19-156; Mario Pender 14-92; Jacques Patrick 3-13; Freddie Stevenson 1-6; Everett Golson 4-minus 1.

PASSING: Texas State-Jones, Tyler 16-25-0-100; White, Connor 10-17-0-68. **Florida State**-Everett Golson 19-25-0-302; Sean Maguire 6-7-0-68.

RECEIVING: Texas State-Best, C.J. 6-43; Nutall, Chris 3-29; Garrey, Ryan 3-27; Carden, Ryan 3-12; French, Chris 2-14; White, Lawrence 2-14; Schrade, Gabe 1-11; Mercer, Demun 1-9; Rhoades, Jack 1-5; Gamble, Justin 1-4; Gaines, Jafus 1-3; Lowe, Robert 1-minus 1; Mayberry, Sted 1-minus 2. **Florida State**-Travis Rudolph 4-44; Jesus Wilson 3-53; George Campbell 3-42; Mario Pender 3-34; Ja'Vonn Harrison 2-77; Ermon Lane 2-23; Ryan Izzo 2-21; Kermit Whitfield 1-35; Johnathan Vickers 1-24; Dalvin Cook 1-13; Mavin Saunders 1-5; Freddie Stevenson 1-2; Da'Vante Phillips 1-minus 3.

Game 2, Sept. 12 (11/8) Florida State 34, USF 14 Tallahassee, Fla.



- Florida State extended its home winning streak to 16 straight games - the Noles have not lost at home since Nov. 24, 2012.
- Sophomore tailback Dalvin Cook rushed for 266 yards and a career-best three touchdowns on 30 carries. It marks the second-most rushing yards by a Seminole, only eclipsed by Greg Allen's school-record 322 rushing yards in 1981 vs. Western Carolina. Cook became the fifth Seminole ever to rush for 200+ yards in a game for the 10th time in school history.
- All-American placekicker Roberto Aguayo made his 161st consecutive PAT, setting a new ACC Record. He also tacked on two field goals, moving him to 51-of-55 for his career. He is now the most accurate kicker in NCAA history for the highest percentage of extra points and field goals made (minimum 100 PAT's and 50 field goals made), surpassing Alex Henery of Nebraska, who was .967 through 2007-10.
- The Florida State defense forced 10 USF punts, which was the most by an opponent since Maryland punted 11 times on Oct. 5, 2013 - 26 games ago.
- Redshirt senior transfer Everett Golson finished with 163 yards passing and 1 TD, including 13-of-17 passing in the second half.
- Sophomore linebacker Jacob Pugh and redshirt sophomore linebacker Ro'Derrick Hoskins shared a team-leading seven tackles, which was a career-high for both players.

	1	2	3	4	Score
USF	0	7	0	7	14
Florida State	7	0	17	10	34

SCORING SUMMARY

First Quarter

04:45 FS Cook, D. 74 yd run (Aguayo, R. kick), 2-74 0:17, USF 0 - FS 7

Second Quarter

11:57 USF Johnson, D. 1 yd pass from Flowers, Q. (Nadelman, E. kick), 7-45 2:57 - USF 7, FS 7

Third Quarter

13:08 FS Cook, D. 24 yd run (Aguayo, R. kick), 4-39, 1-42 - USF 7, FS 14
06:40 FS Aguayo, R. 30 yd kick, 9-67 3:27 - USF 7, FS 17
00:38 FS Wilson, J. 23 yd pass from Golson, E. (Aguayo, R. kick), 9-90 4:07

Fourth Quarter

14:50 USF Johnson, D. 71 yd pass from Flowers, Q. (Nadelman, E. kick), 2-75 0:48, USF 14, FS 24
08:46 FS Aguayo, R. 38 yd kick, 13-43 6:04, USF 14, FS 27
01:55 FS Cook, D. 37 yd run (Aguayo, R. kick) 11-88 5:51, USF 14, FS 34

TEAM STATISTICS

	USF	FS
FIRST DOWNS	11	21
RUSHES-YARDS (NET)	36-149	46-278
PASSING YDS (NET)	125	163
Passes Att-Comp-Int	24-12-1	26-14-0
TOTAL OFFENSE PLAYS-YARDS	60-274	72-441
Fumble Returns-Yards	0-0	0-0
Punt Returns-Yards	2-46	6-40
Kickoff Returns-Yards	4-99	2-56
Interception Returns-Yards	0-0	1-0
Punts (Number-Avg)	10-44.5	7-40.6
Fumbles-Lost	0-0	1-0
Penalties-Yards	2-21	7-50
Possession Time	26:37	33:23
Third-Down Conversions	1 of 13	3 of 13
Fourth-Down Conversions	1 of 1	1 of 1
Red-Zone Scores-Chances	1-2	2-2
Sacks By: Number-Yards	3-31	3-8

Attendance: 72,811

RUSHING: USF-Mack, Marlon 18-83; Flowers, Quinto 14-38; Tice, Darius 2-24; Johnson, D'Erne 2-4. **Florida State**-Dalvin Cook 30-266; Mario Pender 7-29; TEAM 1-minus 2; Everett Golson 8-minus 15.

PASSING: USF-Flowers, Quinto 12-24-1-125. **Florida State**-Everett Golson 14-26-0-163.

RECEIVING: USF-Johnson, D'Erne 5-89; Mack, Marlon 5-9; Barr, Chris 1-24; Tice, Darius 1-3. **Florida State**-Travis Rudolph 6-55; Jesus Wilson 3-54; Ja'Vonn Harrison 2-20; Kermit Whitfield 2-19; Freddie Stevenson 1-15.

2015 SEASON RECAPS AND BOX SCORES

**Game 3, Sept. 18
(9/6) Florida State 14,
Boston College 0**
Chestnut Hill, Mass.



- Florida State extended its win streak against ACC opponents to 25 consecutive games. The ACC record for consecutive league wins is 29 set by the Seminoles from 1992 to 1995. Jimbo Fisher's record improved to 61-11 (.857) and a 20-5 mark (.800) in road games after stringing together 13 straight. FSU is now 18-14 on Fridays.
- The shutout victory marked the first time FSU shut out an opponent on the road since beating Notre Dame 37-0 on Nov. 1, 2003. It's the first since FSU defeated Maryland 63-0 at home in Oct of 2013. It's the sixth of the Jimbo Fisher era and first of defensive coordinator Charles Kelly's career.
- FSU played its third consecutive game without committing an offensive turnover.
- Junior cornerback Jalen Ramsey's fumble return for a TD in the second half, aided by senior linebacker Terrance Smith's caused fumble, changed the complexion of the game. The last time FSU scored a defensive TD was against Florida last year on a 94-yard interception return by Smith. It was Ramsey's second career TD.
- Senior punter Cason Beatty booted five punts out of seven over 50 yards, kicking his season-best of 58 yards in the third quarter.
- Junior wide receiver Kermit Whitfield set a career high with four catches, while freshman defensive end Josh Sweat, redshirt sophomore linebacker Ro'Derrick Hoskins and redshirt freshman tight end Mavin Saunders made their first career starts.

	1	2	3	4	Score
Florida State	7	0	0	7	14
Boston College	0	0	0	0	0

SCORING SUMMARY

First Quarter

10:07 FS Travis Rudolph 9 yd pass from Golson, E. (Aguayo, R. kick), 8-83 4:53 FS 7 - BC 0

Fourth Quarter

12:20 FS Jalen Ramsey 36 fumble recovery (Aguayo, R. kick) FS 14 - BC 0

TEAM STATISTICS

	FS	BC
FIRST DOWNS	15	12
RUSHES-YARDS (NET)	98	139
PASSING YDS (NET)	119	56
Passes Att-Comp-Int	15-24-0	5-15-1
TOTAL OFFENSE PLAYS-YARDS	57-217	58-195
Fumble Returns-Yards	1-0	1-1
Punt Returns-Yards	4-7	3-25
Kickoff Returns-Yards	3-194	1-65
Interception Returns-Yards	1-0	0-0
Punts (Number-Avg)	7-46.6	3-36.3
Fumbles-Lost	7-52.3	7-47.9
Penalties-Yards	4-26	6-66
Possession Time	31:24	28:36
Third-Down Conversions	4 of 13	5 of 15
Fourth-Down Conversions	0 of 1	0 of 1
Red-Zone Scores-Chances	1-2	0-0
Sacks By: Number-Yards	2-14	2-21

Attendance: 39,111

RUSHING: Florida State-Dalvin Cook 15-67; Kermit Whitfield 2-19; Mario Pender 9-20; Everett Golson 6-26; Freddie Stevenson 1-1. Boston College-Willis, M. 8-44; Wade, D. 10-52; Outlow, M. 3-11; Alston, S. 4-10; Smith, J. 2-8; Swigert, B. 1-8; Hilliman, J. 8-15; Flutie, T. 3-8; Wolford, B. 1-1; Wilson, R. 1-1; Rouse, T. 1-1.

PASSING: Florida State- Everett Golson 15-24-0-119. Boston College- Wade, D. 4-12-1-47; Flutie, T. 1-2-0-9; Smith, J. 0-1-0-0.

RECEIVING: Florida State-Kermit Whitfield 4-52; Travis Rudolph 4-33; Jesus Wilson 4-31; Dalvin Cook 2-3; Mavin Saunders 1-0. Boston College- Wolford, B. 2-26; Alston, S. 2-15; Callinan, C. 1-15.

**Game 4, Oct. 3
(11/9) Florida State 24,
Wake Forest 16**
Winston-Salem, N.C.



- Dalvin Cook's first quarter 94-yard touchdown run was the longest run in BB&T Field history. It was also the third-longest rushing touchdown in the history of FSU football and the third run of 50+ yards for Cook this season.
- Junior wide receiver Kermit Whitfield had a 5-yard touchdown catch in the third quarter - his first career touchdown reception and fifth touchdown overall. Whitfield finished the day with 135 total yards (24 yards receiving & 111 yards on kickoff return).
- Senior linebacker Reggie Northrup stepped in and contributed 10 tackles and four QB hurries while sophomore Trey Marshall led the team with 11 tackles. Marshall's performance was the best out of any FSU defender in 2015 in terms of total number of tackles.
- Sophomore running back Johnathan Vickers scored his first career touchdown in the second quarter on a 9-yard run to cap a 13-play, 76-yard drive that covered six minutes and 49 seconds.
- Redshirt junior center Ryan Hoefeld made his first start of the season at center, while redshirt freshman right tackle Derrick Kelly made his first career start. Redshirt junior OL Chad Mavety also made his debut.
- With Wake Forest driving near the end of the game looking for the tie, redshirt senior Tyler Hunter picked off a pass in the endzone, sealing the win. It was his sixth career interception.
- The Seminoles played their fourth-straight game without committing an offensive turnover.

	1	2	3	4	Score
Florida State	7	7	10	7	24
Wake Forest	3	7	0	6	16

SCORING SUMMARY

First Quarter

08:17 FS Dalvin Cook 94 yd run (Aguayo, R. kick), 1-94, 0:14 FS 7, WF 0

02:57 WF Mike Weaver 28 yd field goal, 12-65 5:20, FS 7, WF 3

Second Quarter

11:08 FS Johnathan Vickers 9 yd run (Aguayo, R. kick), 13-76 6:49, FS 14-WF 3

04:12 WF Cam Serigne 7 yd pass from Kendall Hinton (Weaver, M. kick), 13-73, 6:56, FS 14, WF 10

Third Quarter

12:23 FS Kermit Whitfield 5 yd pass from Everett Golson (Aguayo, R. kick), 7-43 2:37 FS 31, WF 10

07:33 FS Roberto Aguayo 25 yd field goal, 7-69 3:45, FS 24, WF 10

Fourth Quarter

11:26 WF Mike Weaver 34 yd field goal, 14-74, 4:42 FS 24, WF 13

03:34 WF Mike Weaver 29 yd field goal, 14-59, 6:01, FS 24, WF 16

TEAM STATISTICS

	FS	WF
FIRST DOWNS	14	27
RUSHES-YARDS (NET)	21-127	36-142
PASSING YDS (NET)	202	215
Passes Att-Comp-Int	31-20-0	43-27-1
TOTAL OFFENSE PLAYS-YARDS	52-329	79-357
Fumble Returns-Yards	0-0	0-0
Punt Returns-Yards	0-0	1-7
Kickoff Returns-Yards	5-129	3-38
Interception Returns-Yards	1-0	0-0
Punts (Number-Avg)	5-34.4	4-35.2
Fumbles-Lost	0-0	2-1
Penalties-Yards	10-100	5-32
Possession Time	24:04	35:56
Third-Down Conversions	6 of 12	7 of 15
Fourth-Down Conversions	0 of 0	1 of 1
Red-Zone Scores-Chances	3-3	4-5
Sacks By: Number-Yards	2-8	3-28

Attendance: 28,588

RUSHING: Florida State-Dalvin Cook 2-94; Johnathan Vickers 10-33; Everett Golson 7-4; TEAM 2-minus 4. Wake Forest- Matt Colburn 11-51; Kendall Hinton 13-48; Tyler Bell 10-39; Isaiah Robinson 2-4.

PASSING: Florida State- Everett Golson 20-31 202. Wake Forest- Kendall Hinton 27-42-215; John Wolford 0-1-0.

RECEIVING: Florida State-Travis Rudolph 6-69; Jesus Wilson 5-77; Kermit Whitfield 4-24; Johnathan Vickers 2-9; Ryan Izzo 1-8; Dalvin Cook 1-8; Ermon Lane 1-7. Wake Forest- Cam Serigne 10-83; Cortez Lewis 8-70; KJ Brent 4-43; Tabari Hines 2-7; Chuck Wade 2-4; Isaiah Robinson 1-8.

2015 SEASON RECAPS AND BOX SCORES

Game 5, Oct. 10 (12/8) Florida State 29, Miami 24 Tallahassee, Fla.



- Sophomore tailback Dalvin Cook rushed for 222 yards on 22 carries, establishing a new series high against Miami by a Seminole running back. The previous high against the Hurricanes was Greg Jones' 189 yards in 2002.
- Cook eclipsed the 200-yard rushing mark for the second time this season with his 23-yard touchdown run with 6:44 remaining to give the Noles a 29-24 lead.
- Redshirt senior quarterback Everett Golson completed 25 of 33 attempts for 291 yards and one touchdown.
- FSU trailed for the first time this season (23-24) with 10:02 remaining in the game after Michael Badgley's PAT followed Brad Kaaya's 29-yard touchdown pass to Stacy Coley.
- The Seminoles went their fifth-straight game without committing an offensive turnover.
- FSU rolled up 358 total yards in the first half, which is the highest first half output of the season and the most before intermission since rolling up 374 yards vs. Syracuse on Nov. 16, 2013.
- Redshirt junior kicker Roberto Aguayo maintains his mark of never missing a FG inside the 40-yard line following conversions of 22, 32 and 25 yards.
- The Seminoles had five pass breakups on the night, including four by defensive linemen. Giorgio Newberry led the way with two, including the game-clincher on fourth down of Miami's final possession. Josh Sweat and DeMarcus Walker were credited with one each.

	1	2	3	4	Score
Miami	3	7	7	7	24
Florida State	14	6	0	9	29

SCORING SUMMARY

First Quarter

- 11:30 FS Dalvin Cook 72 yd run (Roberto Aguayo kick), 5-91 2:15, FS 7, UM 0
- 06:55 UM Michael Badgley 30 yd field goal, 11-62 4:35, FS 7, UM 3
- 05:42 FS Dalvin Cook 36 yd pass from Everett Golson (Roberto Aguayo kick), 3-75 1:13, FS 14, UM 3

Second Quarter

- 14:53 FS Roberto Aguayo 22 yd field goal, 11-48 4:29, FS 17, UM 3
- 11:05 UM Rashawn Scott 58 yd pass from Brad Kaaya (Michael Badgley kick), 6-80 3:41, FS 17, UM 10
- 02:42 FS Roberto Aguayo 32 yd field goal, 8-45 2:41, FS 20, UM 10

Third Quarter

- 05:36 UM Joe Yearby 1 yd pass from Brad Kaaya (Michael Badgley kick), 17-80 6:23, FS 20, UM 17

Fourth Quarter

- 11:58 FS Roberto Aguayo 25 yd field goal, 11-67 5:24, FS 23, UM 17
- 10:02 UM Stacy Coley 29 yd pass from Brad Kaaya (Michael Badgley kick), 6-83 1:51, FS 23, UM 24
- 06:44 FS Dalvin Cook 23 yd run (Everett Golson pass failed), 8-84 3:13, FS 29, UM 23

TEAM STATISTICS

	UM	FS
FIRST DOWNS	19	25
RUSHES-YARDS (NET)	19-20	36-248
PASSING YDS (NET)	202	215
Passes Att-Comp-Int	29-49-0	25-33-0
TOTAL OFFENSE PLAYS-YARDS	68-425	69-539
Fumble Returns-Yards	0-0	0-0
Punt Returns-Yards	1-0	1-3
Kickoff Returns-Yards	3-29	2-30
Interception Returns-Yards	0-0	0-0
Punts (Number-Avg)	6-41.3	3-48.3
Fumbles-Lost	4-0	0-0
Penalties-Yards	7-73	7-43
Possession Time	28:37	31:23
Third-Down Conversions	8 of 16	3 of 10
Fourth-Down Conversions	0 of 1	0 of 1
Red-Zone Scores-Chances	2-2	3-4
Sacks By: Number-Yards	1-11	2-10

Attendance: 82,329

RUSHING: Florida State-Dalvin Cook 22-222; Johnathan Vickers 5-14; Everett Golson 6-14; Freddie Stevenson 1-2; TEAM 2-minus 4. **Miami:** Joe Yearby 15-33; Mark Walton 1-3; Brad Kaaya 3-16.

PASSING: Florida State- Everett Golson 25-33-291. **Miami:** Brad Kaaya 29-49-405.

RECEIVING: Florida State-Kermit Whitfield - 9-95; Jesus Wilson 5-41; Dalvin Cook 3-47; Travis Rudolph 3-38; Mavin Saunders 3-26; Ryan Izzo 1-37; Ermon Lane 1-7. **Miami:** Stacy Coley 7-139; Rashawn Scott 6-108; Herb Waters 4-45; Braxton Berrios 3-34; Joe Yearby 3-15; David Njoku 2-33; Lawrence Cager 1-13; Chris Henderson 1-9; Standish Dobard 1-9; Mark Walton 1-0.

Game 6, Oct. 17 (11/8) Florida State 41, Louisville 21 Tallahassee, Fla.



- After trailing 14-13 in the third quarter, the Seminoles scored 21 unanswered points in the second half that would lead to a 41-21 victory.
- Sophomore tailback Dalvin Cook rushed for 163 yards on 22 carries, pushing his season total to 955 rushing yards through six games. That's an ACC record for rushing yards through the first six games of the season, eclipsing the record previously held by Virginia's Thomas Jones (888 yards, 1999) according to STATS LLC;
- The Seminoles were turnover free for the fifth straight game.
- Quarterback Everett Golson completed 26 of 38 attempts for 372 yards and three touchdowns - the completions, attempts and yardage all FSU career-highs for Golson, including a 70-yard TD pass to Kermit Whitfield - his longest in the Garnet & Gold and second best of his career.
- One-time walk-on safety Javien Elliott collected his first career interception, picking off Louisville's Lamar Jackson with 3:32 remaining in the third quarter. The senior was awarded a scholarship in the preseason by Jimbo Fisher.
- FSU's pass rush produced a season-high five sacks as sophomore linebacker Jacob Pugh tallied a career-best 2.0 sacks while leading the defense with seven tackles. Redshirt senior DB Lamarcus Brutus and freshman DB Derwin James each had six tackles.

	1	2	3	4	Score
Louisville	7	0	7	7	21
Florida State	3	3	21	14	41

SCORING SUMMARY

First Quarter

- 04:06 FS Roberto Aguayo 43 yd field goal, 9-60 4:36, FS 3, UL 0
- 02:20 UL James Quick 18 yd pass from Lamar Jackson (John Wallace kick), 5-79 1:41, FS 3, UL 7

Second Quarter

- 13:12 FS Roberto Aguayo 32 yd field goal, 12-60 4:08, FS 6, UL 7

Third Quarter

- 13:09 FS Dalvin Cook 54 yd run (Roberto Aguayo kick), 5-87 1:45, FS 13, UL 7
- 09:08 UL James Quick 19 yd pass from Lamar Jackson (John Wallace kick), 8-75 4:01, FS 13, UL 13
- 08:05 FS Kermit Whitfield 70 yd pass from Everett Golson (Roberto Aguayo kick), 3-75 1:03, FS 20, UL 14
- 03:50 FS Dalvin Cook 14 yd run (Roberto Aguayo kick), 3-36 1:01, FS 27, UL 14

Fourth Quarter

- 12:44 FS Travis Rudolph 13 yd pass from Everett Golson (Roberto Aguayo kick), 13-83 5:48, FS 44, UL 14
- 10:47 UL James Quick 39 yd pass from Lamar Jackson (John Wallace kick), 6-83 1:57, FS 34, UL 21
- 04:12 FS Ryan Izzo 2 yd pass from Everett Golson (Roberto Aguayo kick), 11-75 6:35, FS 41, UL 21

TEAM STATISTICS

	UL	FS
FIRST DOWNS	20	24
RUSHES-YARDS (NET)	30-99	32-133
PASSING YDS (NET)	307	377
Passes Att-Comp-Int	29-49-0	25-33-0
TOTAL OFFENSE PLAYS-YARDS	68-425	69-539
Fumble Returns-Yards	0-0	0-0
Punt Returns-Yards	0-0	1-0
Kickoff Returns-Yards	5-76	1-13
Interception Returns-Yards	0-0	1-4
Punts (Number-Avg)	6-41.3	3-48.3
Fumbles-Lost	1-1	1-0
Penalties-Yards	9-84	10-75
Possession Time	25:43	34:17
Third-Down Conversions	9 of 15	8 of 14
Fourth-Down Conversions	0 of 1	0 of 0
Red-Zone Scores-Chances	2-2	4-4
Sacks By: Number-Yards	2-22	5-27

Attendance: 71,225

RUSHING: Florida State-Dalvin Cook 22-163; TEAM 1-0; Jacques Patrick 3-1; Kermit Whitfield 1-1; Everett Golson 5-28. **Louisville:** Lamar Jackson 19-27; Brandon Radcliff 6-28; Reggie Bonnafon 3-9; L.J. Scott 2-19.

PASSING: Florida State- Everett Golson 26-38-372; Sean Maguire 1-1-0. **Louisville:** Lamar Jackson 20-35-30.7

RECEIVING: Florida State-Kermit Whitfield - 9-172; Travis Rudolph 5-38; Dalvin Cook 4-60; Jesus Wilson 4-60; Freddie Stevenson 2-22; Ryan Izzo 2-14; Mavin Saunders 1-21. **Louisville:** James Quick 5-130; Jaylen Smith 5-38; Jamari Staples 4-56; Reggie Bonnafon 3-31; Cole Hikutini 1-38; Javonte Bagley 1-13; Charles Standberry 1-1.

2015 SEASON RECAPS AND BOX SCORES

Game 7, Oct. 24
Georgia Tech 22,
(9/9) Florida State 16
Atlanta, Ga.



- Sophomore tailback Dalvin Cook passed the 1,000 rushing mark for the 2015 season joining Warrick Dunn (who was in attendance) as the only two players in FSU history with multiple 1,000 yard rushing seasons. Dunn did it in 1994, 1995 and 1996. He also became the fastest Seminole to reach 2,000 career yards rushing.
- FSU committed its first offensive turnover in the loss to the Jackets. It happened in the fourth quarter with 8:07 remaining as redshirt senior quarterback Everett Golson fired a pass to Travis Rudolph that was juggled before being picked off in the endzone. The interception ended a streak of five consecutive games without a turnover, tying an NCAA record (STATS, LLC).
- Freshman defensive end Josh Sweat recorded his first tipped-pass that led to an interception before registering his first career sack on a big third down to force a punt.
- Redshirt senior defensive back Lamarus Brutus recorded FSU's second interception in the game during the second quarter. It was the first multiple- interception game of the season and first since Nov. 29, 2014 when the Seminoles snagged four at Florida.
- Redshirt junior kicker Roberto Aguayo kicked three field goals - it was the ninth time in his career he had converted three kicks into points and second time this season.
- The loss to the Jackets snapped FSU's 28-game win streak over league opponents - the second longest streak in ACC history and one win shy of FSU's league record 29-game win streak (1992-95).

	1	2	3	4	Score
Florida State	3	13	0	0	16
Georgia Tech	3	7	3	9	22

SCORING SUMMARY

First Quarter

07:14 FS Roberto Aguayo 20 yd field goal, 5-17 2:17, FS 3, GT 0
 02:38 GT Harrison Butker 53 yd field goal, 9-39 4:36, FS 3, GT, 3

Second Quarter

11:46 FS Dalvin Cook 2 yd run (Roberto Aguayo kick), 1-2 0:05, FS 10, GT 3
 04:18 FS Roberto Aguayo 27 yd field goal, 10-66 4:33, FS 13, GT 3
 02:22 GT Justin Thomas 60 yd run (Harrison Butker kick), 4-94 1:46, FS 13, GT 10
 00:00 FS Roberto Aguayo 38 yd field goal, 9-54 2:22, FS 16, GT, 10

Third Quarter

08:27 GT Harrison Butker 40 yd field goal, 11-52 6:33, FS 16, GT 13

Fourth Quarter

00:54 GT Harrison Butker 35 yd field goal, 8-45 3:31, FS 16, GT 16
 00:00 GT Lance Austin 78 yd missed FG return, FS 16, GT 22

TEAM STATISTICS

	FS	GT
FIRST DOWNS	17	15
RUSHES-YARDS (NET)	24-70	49-261
PASSING YDS (NET)	210	67
Passes Att-Comp-Int	20-31-1	4-10-2
TOTAL OFFENSE PLAYS-YARDS	55-280	59-328
Fumble Returns-Yards	0-0	0-0
Punt Returns-Yards	1-1	3-13
Kickoff Returns-Yards	0-0	1-1
Interception Returns-Yards	2-63	1-0
Punts (Number-Avg)	4-50.0	3-38.3
Fumbles-Lost	1-0	0-0
Penalties-Yards	6-45	5-41
Possession Time	25:09	34:51
Third-Down Conversions	2 of 10	5 of 14
Fourth-Down Conversions	0 of 0	1 of 1
Red-Zone Scores-Chances	3-4	1-1
Sacks By: Number-Yards	1-10	3-17

Attendance: 55,000

RUSHING: Florida State-17-82, Everett Golson 7-(-12). **Georgia Tech**- Justin Thomas 13-88, Marcus Marshall 16-69, Clinton Lynch 6-52, Isiah Willis 7-29, Marcus Allen 4-15, Mikell Lands-Davis 3-8.

PASSING: Florida State- Everett Golson 22-30-210. **Georgia Tech**-Justin Thomas 4-10-67.

RECEIVING: Florida State-Kermit Whitfield 6-61, Dalvin Cook 4-50, Jesus Wilson 3-32, Travis Rudolph 2-33, Ryan Izzo 2-27, Freddie Stevenson 2-1, Ermon Lane 1-6. **Georgia Tech**-Mikell Lands-Davis 2-(-2), Brad Stewart 1-36, Ricky Jeune 1-33.

Game 8, Oct. 31
(17/15) Florida State 45
Syracuse 21
Tallahassee, Fla.



- Redshirt junior quarterback Sean Maguire stepped in and established career-highs in completions, yards and touchdowns, going 23-for-35 for 348 yards with three touchdown passes.
- Jacques Patrick became the third different true freshman running back to start in the backfield in the Jimbo Fisher era. He rushed 24 times for 162 yards with three touchdowns.
- Sophomore wide receiver Travis Rudolph caught five passes for 191 yards, reaching the end zone on three occasions against Syracuse. He eclipsed 100 yards receiving (191 yards) for the first time in his Seminole career. With his third quarter receiving touchdown, Rudolph became the first player since Kelvin Benjamin (Florida (Nov. 30, 2014)) to have three touchdown receptions in a game.
- Freshman safety Derwin James forced a fumble and shared the game-high in tackles with a career-high 12 (Reggie Northrup - 12).
- Freshman Josh Sweat recovered the fumble forced by James. It was his third recovery of the season which ties him with Texas Tech's Ja'Shawn Johnson for the most by a player from a Power 5 conference.
- Three Seminoles - center Alec Eberle, tailback Jacques Patrick and defensive back Javien Elliott made their first career starts against the Orange. FSU has now had 19 players make their first career starts this season.

	1	2	3	4	Score
Syracuse	7	7	0	7	21
Florida State	14	14	7	10	45

SCORING SUMMARY

First Quarter

08:23 SU Dungey, E. 1 yd run (Murphy, C. kick), 3-66 1:02, SU 7 - FS 0
 08:08 FS Travis Rudolph 75 yd pass from Sean Maguire (Roberto Aguayo kick), 1-75 0:15, SU 7 - FS 7
 02:36 FS Travis Rudolph 45 yd pass from Sean Maguire (Roberto Aguayo kick), 4-83 1:22, SU 7 - FS 14

Second Quarter

12:55 FS Jacques Patrick 2 yd run (Roberto Aguayo kick), 10-87 3:32, SU 7 - FS 21
 00:56 SU Dungey, E. 1 yd run (Murphy, C. kick), 7-45 1:28, SU 14 - FS 21
 00:09 FS Jacques Patrick 1 yd run (Roberto Aguayo kick), 7-58 0:45, SU 14 - FS 28

Third Quarter

07:03 FS Travis Rudolph 19 yd pass from Sean Maguire (Roberto Aguayo kick), 3-23 1:23, SU 14 - FS 35

Fourth Quarter

13:33 FS Jacques Patrick 28 yd run (Roberto Aguayo kick), 7-82 3:04, SU 14 - FS 42
 06:08 FS Roberto Aguayo 35 yd field goal, 9-55 3:39, SU 14 - FS 45
 01:20 SU Esteime, B. 59 yd punt return (Murphy, C. kick), SU 21 - FS 45

TEAM STATISTICS

	SU	FS
FIRST DOWNS	14	23
RUSHES-YARDS (NET)	42-173	34-221
PASSING YDS (NET)	130	354
Passes Att-Comp-Int	25-12-0	38-25-0
TOTAL OFFENSE PLAYS-YARDS	67-303	72-575
Fumble Returns-Yards	0-0	1-5
Punt Returns-Yards	4-83	2-9
Kickoff Returns-Yards	2-32	1-19
Interception Returns-Yards	0-0	0-0
Punts (Number-Avg)	9-44.9	6-46.5
Fumbles-Lost	1-1	1-0
Penalties-Yards	5-45	9-77
Possession Time	30:09	29:71
Third-Down Conversions	5 of 16	5 of 13
Fourth-Down Conversions	0 of 1	0 of 0
Red-Zone Scores-Chances	2-2	4-4
Sacks By: Number-Yards	1-9	2-9

Attendance: 67,630

RUSHING: Florida State-Jacques Patrick 24-162, Johnathan Vickers 8-64; Sean Maguire 2-minus 5. **Syracuse**-Morris, G. 6-55; Dungey, E. 13-46; Fredericks, J. 10-37; Phillips, E. 6-23; Strickland, D. 4-13; McFarlane, D. 2-1; TEAM 1-minus 2.

PASSING: Florida State- Sean Maguire 23-35-0-348; J.J. Cosentino 2-3-0-6. **Syracuse** - Dungey, E. 11-24-0-120; Mahoney, Z. 1-1-0-10.

RECEIVING: Florida State-Jesus Wilson 6-69; Jacques Patrick 6-62; Travis Rudolph 5-191; Johnathan Vickers 2-6; Nyqwan Murray 2-6; Kermit Whitfield 2-3; Freddie Stevenson 1-10; Ermon Lane 1-7. **Syracuse** Parris, J. 4-35; Phillips, E. 3-minus 1; Strickland, D. 1-62; Ishmael, S. 1-25; MacPherson, C. 1-10; Esteime, B. 1-2; Dungey, E. 1-minus 3.

2015 SEASON RECAPS AND BOX SCORES

Game 9, Nov. 7 No. 1 Clemson 23 No. 16 Florida State 13 Clemson, S.C.



- Sophomore tailback Dalvin Cook put up 194 rushing yards - including 157 in the first half and 128 in the first quarter, following an opening 75-yard touchdown run on his first touch. It marked the most rushing yards Clemson has allowed all season.
- In the first quarter, junior Jalen Ramsey had three solo tackles and four total tackles and a sack. He had a key fourth down stop and a crucial pass break up in the second quarter. Ramsey had seven tackles in the first half, including five solo. Ramsey finished with a new season-high of nine tackles.
- The Seminole defense held Clemson to its lowest first half point total of the year and is the first team in 2015 to hold Clemson out of the endzone for the entire first half.
- Redshirt junior quarterback Sean Maguire made his first career road start at Death Valley. The Sparta, N.J. native became the first quarterback to start against Clemson in back-to-back seasons since Christian Ponder (2008, 2009).
- Senior linebacker Reggie Northrup registered double digit tackles for the fifth time this season. He finished with a game-high 14 tackles.
- Redshirt senior linebacker Terrance Smith returned to the lineup after missing four games with an ankle injury and amassed 12 tackles.
- Demarcus Christmas made his first career start at defensive tackle against Clemson. He finished the game with four tackles.

	1	2	3	4	Score
Florida State	7	3	3	0	13
Clemson	3	3	7	10	23

SCORING SUMMARY

First Quarter

14:15 FS Cook, D. 75 yd run (Aguayo, R. kick), 2-75 0:45, FS 7, CU 0
1:15 CU Greg Huegel 31 yd field goal, 7-44 2:07 FS 7, CU 3

Second Quarter

10:59 FS Aguayo, R. 23 yd field goal, 10-69 5:16, FS 10, CU 3
00:29 CU Greg Huegel 25 yd field goal, 8-75 0:55 , FS 10, CU 6

Third Quarter

10:01 CU Deon Cain 38 yd pass from Deshaun Watson (Greg Huegel kick), 7-80 2:22, FS 10, CU 13
06:15 FS Aguayo, R. 41 yd field goal, 8-46 3:39, FS 13, CU 13

Fourth Quarter

07:23 CU Greg Huegel 34 yd field goal, 11-75 4:36, FS 13, CU 16
06:08 CU Wayne Gallman 25 yd run (Greg Huegel kick), 7-60 3:43, FS 13, CU 23

TEAM STATISTICS

	FS	CU
FIRST DOWNS	13	23
RUSHES-YARDS (NET)	30-197	42-215
PASSING YDS (NET)	164	297
Passes Att-Comp-Int	29-16-1	43-28-0
TOTAL OFFENSE PLAYS-YARDS	59-361	85-512
Fumble Returns-Yards	0-0	0-1
Punt Returns-Yards	1-1	1-3
Kickoff Returns-Yards	4-91	2-26
Interception Returns-Yards	0-0	1-0
Punts (Number-Avg)	6-44.2	6-38
Fumbles-Lost	1-1	1-0
Penalties-Yards	9-65	3-32
Possession Time	28:09	31:51
Third-Down Conversions	2 of 12	7 of 17
Fourth-Down Conversions	0 of 1	0 of 1
Red-Zone Scores-Chances	1-2	3-3
Sacks By: Number-Yards	2-7	2-17

Attendance: 83,099

RUSHING: Florida State-Cook, D. 21-194; Whitfield, K. 2-11; Patrick, J. 4-10; TEAM 1-minus 1; Maguire, S. 2-minus
Clemson-Deshaun Watson 16-107; Wayne Gallman 22-103; Ray-Ray McCloud 1-8; Artavis Scott 1-0; TEAM 1-minus
1; Zac Brooks 1-minus 2.

PASSING: Florida State- Maguire, S. 16-29-1-164. Clemson - Deshaun Watson 28-42-0-297; TEAM 0-1-0-0.

RECEIVING: Florida State - Rudolph, T. 6-86; Wilson, J. 3-27; Whitfield, K. 3-21; Izzo, R. 1-17; Harrison, J. 1-8;
Cook, D. 1-4; Stevenson, F. 1-1. Clemson Artavis Scott 9-40; Jordan Leggett 6-101; Charone Peake 4-50; Deon
Cain 3-56; Wayne Gallman 3-32; Germone Hopper 3-18.

Game 10, Nov. 14 No. 16 Florida State 34 NC State 17 Tallahassee, Fla.



- Trailing 17-7 at the 7:32 mark in the second quarter, redshirt junior quarterback Sean Maguire replaced redshirt senior quarterback Everett Golson and helped the Seminoles rally to score 27 unanswered points. He completed 18-of-28 passes for 231 yards and two touchdowns.
- Sophomore tailback Dalvin Cook broke Warrick Dunn's single-season rushing mark (1,242 yards), set in 1995, on the sixth offensive play of the game for the Noles with an 11-yard scamper in the first quarter. Cook surpassed the 100-yard mark for the 11th time in his career - and the sixth time this season. Cook, who finished with 138 yards on 22 carries, recorded at least 20 carries for the eighth time in his Florida State career.
- Junior defensive end DeMarcus Walker turned in a monster performance against the Wolfpack, finishing his career-high in sacks with two, while chipping in a third down pass breakup. Walker finished with four tackles, including two tackles for loss.
- Jesus 'Bobo' Wilson established a new single-game career-high in receptions with seven, breaking his previous career-high of six which came against NC State (6 rec., 109 yards; 2014) and Syracuse (6 rec., 69 yards; 2015). Wilson's 78 receiving yards mark the second most of his Seminole career behind a 109-yard outing, also against the Wolfpack, on Sept. 27, 2014.
- Kermit Whitfield recorded his second 100-yard receiving game of the season after hauling in 117 yards on six catches and two touchdowns.

	1	2	3	4	Score
NC State	17	0	0	0	17
Florida State	7	10	10	7	34

SCORING SUMMARY

First Quarter

13:24 ST Kyle Bambarid 31 yd field goal, 4-4 1:26, FS 0, ST 3
08:40 FS Dalvin Cook 13 yd run (Roberto Aguayo kick), 2-24 0:27, FS 7, ST 3
02:44 ST Jaylen Samuels 2 yd pass from Jacoby Brissett (Kyle Bambarid kick), 15-75 5:56, FS 7, ST 10
00:24 ST Jacoby Brissett 2 yd run (Kyle Bambarid kick), 4-30 1:23, FS 7, ST 17

Second Quarter

05:17 FS Dalvin Cook 30 yd run (Roberto Aguayo kick), 6-64 2:15, FS 14, ST 17
00:38 FS Roberto Aguayo 40 yd field goal, 10-49 2:26, FS 17, ST 17

Third Quarter

09:29 FS Roberto Aguayo 26 yd field goal, 13-74 4:28, FS 20, ST 17
07:27 FS Kermit Whitfield 27 yd pass from Sean Maguire (Roberto Aguayo kick), 2-44 0:31, FS 27, ST 17

Fourth Quarter

09:35 FS Kermit Whitfield 45 yd pass from Sean Maguire (Roberto Aguayo kick), 8-75 3:52, FS 34, ST 17

TEAM STATISTICS

	FS	ST	FS
FIRST DOWNS	13	21	28
RUSHES-YARDS (NET)	30-197	31-79	38-196
PASSING YDS (NET)	164	218	283
Passes Att-Comp-Int	29-16-1	49-28-0	37-23-3
TOTAL OFFENSE PLAYS-YARDS	59-361	80-297	75-479
Fumble Returns-Yards	0-0	0-0	0-0
Punt Returns-Yards	1-1	0-0	5-41
Kickoff Returns-Yards	4-91	2-36	0-0
Interception Returns-Yards	0-0	3-8	0-0
Punts (Number-Avg)	6-44.2	8-39.1	2-43.0
Fumbles-Lost	1-1	2-1	3-2
Penalties-Yards	9-65	9-59	6-38
Possession Time	28:09	28:03	31:57
Third-Down Conversions	2 of 12	7 of 18	6 of 14
Fourth-Down Conversions	0 of 1	2 of 2	1 of 2
Red-Zone Scores-Chances	1-2	3-4	2-3
Sacks By: Number-Yards	2-7	1-8	4-21

Attendance: 71,210

RUSHING: Florida State-Cook, D. 22-138; Patrick, J. 12-54; Wilson, J. 1-4; Golson, E. 3-0. NC State - Brissett, J. 17-25; Samuels, J. 7-23; Hines, N. 3-18; Dakwa, N. 3-14.

PASSING: Florida State- Maguire, S. 18-28-231, Golson, E. 5-9-52 NC State - Brissett 27-47-209, Cole, A. 1-1-9, Hines, N. 0-1-0.

RECEIVING: Florida State - Wilson, B. 7-78, Whitfield, K. 6-117, Rudolph, T. 6-54, Cook, D. 2-17, Izzo, R. 2-17. NC
State - Samuels, J. 8-28, Grinnage, D. 7-63, Alston, J. 4-28, Cherry, B. 3-46, Hines, N. 2-19, Ramos, J. 1-11, Cook, C.
1-9, Gallaspy, R. 1-9, Locklear, G. 1-5.

2015 SEASON RECAPS AND BOX SCORES

Game 11, Nov. 21
No. 14 Florida State 52
Chattanooga 13
Tallahassee, Fla.



- On FSU's senior day, the Seminoles donned their new black Nike jerseys for the first time.
- Sophomore tailback Dalvin Cook, who ended his day with 106 yards on 15 carries, reached the end-zone on two occasions. It marks his eighth multiple-TD game of his career; Cook has now topped the 100-yard mark on the ground 12 times in his Seminole career.
- Junior wide receiver Kermit Whitfield had two touchdown catches for the second straight game finishing the contest with game-highs in receptions (5) and yards (91).
- Redshirt junior quarterback Sean Maguire finished the day 12-of-17 for 152 yards and 2 TD's.
- Freshman fullback Colton Plante recorded the first touchdown of his career on his first career carry (2 yards) to become the first Seminole since Mario Pender (vs. Oklahoma State) to score on his first carry (11 yards).
- Redshirt senior Lamarcus Brutus picked off Chattanooga QB Jacob Huesman on the first drive of the second half and took it 37-yards to the UTC 13-yard line. On UTC's next drive, DeMarcus Walker forced a fumble, marking the fifth time in 11 games that the Noles have forced multiple turnovers.
- Freshman safety Derwin James finished with his third double-digit tackle performance of the season, posting a game-high 10 tackles.
- Florida State scored five rushing touchdowns in a game for the first time since scoring six against Nevada on Sept. 14, 2013.

	1	2	3	4	Score
Chattanooga	3	3	0	7	13
Florida State	7	17	21	7	52

SCORING SUMMARY

First Quarter

09:39 UTC Henrique Ribeiro 29 yd field goal, 9-35 5:13, FS 0, UTC 3
 03:12 FS Jacques Patrick 1 yd run (Roberto Aguayo kick), 6-46 3:01, FS 7, UTC 3

Second Quarter

12:45 UTC Henrique Ribeiro 24 yd field goal, 12-68 5:27, FS 7, UTC 6
 09:24 FS Dalvin Cook 13 yd run (Roberto Aguayo kick), 8-75 3:21, FS 14, UTC 6
 03:29 FS Roberto Aguayo 18 yd field goal, 8-45 3:34, FS 17, UTC 6
 01:35 FS Kermit Whitfield 26 yd pass from Sean Maguire (Roberto Aguayo kick), 4-52 1:21, FS 24, UTC 6

Third Quarter

13:14 FS Kermit Whitfield 13 yd pass from Sean Maguire (Roberto Aguayo kick), 3-13 1:29, FS 31, UTC 6
 11:45 FS Dalvin Cook 2 yd run (Roberto Aguayo kick), 4-36 1:12, FS 38, UTC 6
 03:01 FS Colton Plante 2 yd run (Roberto Aguayo kick), 13-66 6:12, FS 45, UTC 6

Fourth Quarter

13:11 UTC Jacob Huesman 3 yd run (Henrique Ribeiro kick), 11-75 4:50, FS 45, UTC 13
 10:34 FS Jacques Patrick 4 yd run (Roberto Aguayo kick), 6-74 2:30, FS 52, UTC 13

TEAM STATISTICS

	UTC	FS
FIRST DOWNS	15	25
RUSHES-YARDS (NET)	39-165	37-193
PASSING YDS (NET)	108	235
Passes Att-Comp-Int	23-14-1	23-17-0
TOTAL OFFENSE PLAYS-YARDS	62-273	60-428
Fumble Returns-Yards	0-0	0-0
Punt Returns-Yards	0-0	3-12
Kickoff Returns-Yards	3-49	2-56
Interception Returns-Yards	3-8	1-37
Punts (Number-Avg)	5-37.2	2-44.5
Fumbles-Lost	1-1	1-1
Penalties-Yards	11-83	3-30
Possession Time	33:16	26:32
Third-Down Conversions	6 of 13	6 of 9
Fourth-Down Conversions	0 of 0	0 of 0
Red-Zone Scores-Chances	3-3	7-7
Sacks By: Number-Yards	1-2	1-13

Attendance: 66,412

RUSHING: Florida State-Cook, D. 15-106, Patrick, J. 16-77, Williams, S. 4-10 Golson, E. 1-2. **UTC** - Craine 12-36, Roberson, T. 7-33, Trotter, A. 5-26, Bennifield, A. 2-25, Huesman, J. 7-21, Bagley, R. 3-17, Nalls, K. 3-7.

PASSING: Florida State- Maguire, S. 12-17-152, Cosentino, J. 2-3-16, Golson, E. 3-3-62. **UTC** - Huesman 12-19-94, Bennifield 2-4-14.

RECEIVING: Florida State - Whitfield, K. 5-91, Murray, N. 4-59, Rudolph, T. 4-52, Wilson, J. 2-4, Cook, D. 1-5. **UTC** - Stovall, J. 3-29, Board, C. 3-29, Bagley 3-10, Craine, D. 2-23, Bennifield, A. 2-11, Young, W. 1-6.

Game 12, Nov. 28
No. 13 Florida State 27
No. 12 Florida 2
Gainesville, Fla.



- Make it 10 wins, a new school record for victories in a four-year span and - most importantly - another triumph over the Florida Gators. A stadium-record crowd of 90,916 watched as FSU earned its first three-game winning streak in Gainesville and held UF to its fewest points in the series' 60-game history.
- Sophomore tailback Dalvin Cook picked up the pace in the second half, wearing out the highly touted UF defense, accounting for 183 yards, 150 in the fourth quarter, on 26 carries with two TDs.
- Redshirt junior placekicker Roberto Aguayo kicked two long field goals, first converting from 45-yards before knicking the left upright to secure a season-long 51-yard attempt.
- On fourth-and-goal at the 1-yard line, redshirt junior quarterback Sean Maguire threaded a pass off a bootleg to sophomore tight end Jeremy Kerr. It was Kerr's first career catch and first career TD, lifting the Seminoles to a 10-0 lead with 7:47 left in the first half.
- The FSU defense recorded four sacks on the night as junior defensive end DeMarcus Walker accounted for 2.5 along with blocking a field goal. He also contributed 3.5 tackles for loss for 23 yards.
- The only points the Seminoles allowed came on a safety in the third quarter.
- Senior linebacker Terrance Smith, junior defensive tackle DeMarcus Walker, freshman safety Derwin James and senior linebacker Reggie Northrup all recorded nine tackles in the win.

	1	2	3	4	Score
Florida State	0	10	3	14	27
Florida	0	0	0	2	2

SCORING SUMMARY

Second Quarter

12:11 FS Aguayo, R. 45 yd field goal, 5-13 1:45, FS 3, UF 0
 07:47 FS Kerr, J. 1 yd pass from Maguire, S. (Aguayo, R. kick), 7-74 2:55, FS 10, UF 0

Third Quarter

05:21 FS Aguayo, R. 51 yd field goal, 10-46 4:40, FS 13, UF 0

Fourth Quarter

08:58 UF Team safety, FS 13, UF 2
 06:17 FS Cook, D. 15 yd run (Aguayo, R. kick), 4-52 1:29, FS 20, UF 2
 00:20 FS Cook, D. 29 yd run (Aguayo, R. kick), 7-90 3:34, FS 27, UF 2

TEAM STATISTICS

	FS	UF
FIRST DOWNS	15	19
RUSHES-YARDS (NET)	30-144	40-128
PASSING YDS (NET)	160	134
Passes Att-Comp-Int	28-14-0	39-19-0
TOTAL OFFENSE PLAYS-YARDS	58-304	79-262
Fumble Returns-Yards	0-0	0-0
Punt Returns-Yards	3-0	2-8
Kickoff Returns-Yards	0-0	2-36
Interception Returns-Yards	0-0	0-0
Punts (Number-Avg)	7-47.6	9-46.4
Fumbles-Lost	2-0	2-0
Penalties-Yards	7-52	7-60
Possession Time	27:35	32:25
Third-Down Conversions	2 of 13	5 of 17
Fourth-Down Conversions	2 of 2	1 of 3
Red-Zone Scores-Chances	2-2	0-3
Sacks By: Number-Yards	4-32	2-24

Attendance: 90,916

RUSHING: Florida State-Cook, D. 26-183, Wilson, J. 1-2, Maguire, S. 2-40. **Florida** -Taylor, Kel. 24-136, Scarlett, J. 1-3, Powell, B. 1-2, Cronkrite, J. 1-2, Harris, T. 11-5 **TEAM** 2-10.

PASSING: Florida State- Maguire, S. 14-28-160. **Florida** - Harris, T. 19-38-134, **TEAM** 0-1-0.

RECEIVING: Florida State - Wilson, J. 5-38, Cook, D. 3-11, Whitfield, K. 2-52, Izzo, R. 2-36, Rudolph, T. 1-22, Kerr, J. 1-1. **Florida**- McGee 4-34, Thompson, C. 3-24, Powell, B. 3-20, Taylor, Kel. 3-18, Callaway, A. 2-16, Showers, V. 1-15, Cronkrite, J. 1-5, Goosby, D. 1-1, Scarlett, J. 1-1.

2015 SEASON RECAPS AND BOX SCORES

Game 13, Dec. 31
 No. 18 Houston 38
 No. 9 Florida State 24
 Chick-fil-A Peach Bowl - Atlanta, Ga.



- After exiting the game in the first quarter with an apparent foot injury, redshirt junior quarterback Sean Maguire came back in the game at the 9:29 mark in the second quarter to finish the day 22-of-44 for 392 yards and two touchdowns. He would be responsible for eight plays of 20+ yards.
- In Maguire's relief, redshirt freshman JJ Cosentino entered his third career game, going 1-of-4 for five yards.
- The Seminoles were known for taking care of the football all season, however Houston forced Florida State into a season-high five turnovers in the game.
- Sophomore wide receiver Travis Rudolph had his first career 200+ yard day, accounting for seven catches for 201 yards and a touchdown that came with 11:12 left in the game. It was a 65-yard pass from Maguire. It was the third-longest touchdown pass in FSU bowl history.
- Freshman Saffey Derwin James led the team with tackles for the fifth time in 2015, registering his fifth 10+ tackle game with a career-high 14 including nine solo, one sack, one PBU and two TFL.
- Junior defensive end DeMarcus Walker recorded his first career interception.
- Cason Beatty averaged 51.5 yards on six punts recording a long of 55 yards three times. He finished the bowl game with five punts of 50 yards or more to tie a season-high.
- Roberto Aguayo connected on all three extra points against the Cougars finishing his career a perfect 198-for-198 on PATs.

	1	2	3	4	Score
Houston	7	14	0	17	38
Florida State	3	0	7	14	24

SCORING SUMMARY

First Quarter

05:17 HOU WARD Jr., Greg 7 yd run (CUMMINGS, Ty kick), 11-64 2:33, FS 0, UH 7
 00:37 FS Roberto Aguayo 20 yd field goal, 10-88 4:32, FS 3, UH 7

Second Quarter

06:11 HOU ALLEN, Chance 20 yd pass from AVERS, Demarcus (CUMMINGS, Ty kick), 7-75 2:07, FS 3, UH 14
 04:30 HOU WARD Jr., Greg 6 yd run (CUMMINGS, Ty kick), 9-17 0:54, FS 3, UH 21

Third Quarter

10:18 FS Dalvin Cook 1 yd run (Roberto Aguayo kick), 9-59 3:29, FS 10, UH 21

Fourth Quarter

12:50 HOU CUMMINGS, Ty 39 yd field goal, 10-49 2:18, FS 10, UH 24
 11:12 FS Travis Rudolph 65 yd pass from Sean Maguire (Roberto Aguayo kick), 4-75 1:38, FS 17, UH 24
 06:08 HOU ALLEN, Chance 17 yd pass from WARD Jr., Greg (CUMMINGS, Ty kick), 12-75 5:04, FS 17, UH 31
 04:55 FS Jesus Wilson 14 yd pass from Sean Maguire (Roberto Aguayo kick), 5-75 1:13, FS 24, UH 31
 01:59 HOU JACKSON, Ryan 2 yd run (CUMMINGS, Ty kick), 7-45 2:49, FS 24, UH

TEAM STATISTICS

	UH	FS
FIRST DOWNS	27	17
RUSHES-YARDS (NET)	53-187	23-16
PASSING YDS (NET)	261	397
Passes Att-Comp-Int	46-28-1	48-23-4
TOTAL OFFENSE PLAYS-YARDS	99-448	71-413
Fumble Returns-Yards	0-0	0-0
Punt Returns-Yards	3-8	2-6
Kickoff Returns-Yards	1-37	4-86
Interception Returns-Yards	4-20	1-0
Punts (Number-Avg)	7-41.6	6-51.6
Fumbles-Lost	0-0	1-1
Penalties-Yards	4-30	6-66
Possession Time	34:27	25:33
Third-Down Conversions	13 of 23	6 of 15
Fourth-Down Conversions	0 of 1	0 of 1
Red-Zone Scores-Chances	5-5	3-3
Sacks By: Number-Yards	3-21	2-12

Attendance: 71,007

RUSHING: Florida State-Cook, D. 18-33, Wilson, J. 1-5, Patrick, J. 1-1-Maguire, S. 1-9. Houston - Ward, G. 20-67, Jackson, R. 16-54, Postma, K. 3-37, Ayers, D. 6-17

PASSING: Florida State- Maguire, S. 122-44-392, Cosentino, J. 1-4-5 Houston - Ward, G. 25-41-238, Ayers, D. 1-2-20

RECEIVING: Florida State - Wilson, J. 8-68, Rudolph 7-201, Whitfield, K. 4-56, Cook, D. 2-36 Houston- Ayers, D. 9-82, Jackson, R. 5-32, Allen, C. 4-59, Dunbar, S. 4-32

2016 SPRING PROSPECTUS

2015 SCORING DRIVES

Opp.	Plays	Yards	TOP	Result	Qtr.	Time	How Scored	QB
TXST	10	85	4:38	TD	1	6:23	Cook 1-yd TD run	Golson
TXST	3	58	0:47	TD	1	0:41	Cook 28-yd TD run	Golson
TXST	7	63	3:15	TD	2	5:44	Pender 1-yd TD run	Golson
TXST	11	69	5:44	TD	3	9:11	Rudolph 5-yd TD catch	Golson
TXST	10	89	3:56	TD	3	4:11	Izzo 13-yd TD catch	Golson
TXST	7	66	3:12	TD	4	13:30	Wilson 14-yd TD catch	Golson
TXST	3	71	1:12	TD	4	11:04	Harrison 55-yd TD catch	Golson
TXST	4	40	1:27	TD	4	4:03	Vickers 24-yd TD catch	Maguire
TXST	6	29	1:37	FG	4	2:18	Aguayo 22-yd FG	Maguire
USF	2	74	0:17	TD	1	4:45	Cook 74-yd TD run	Golson
USF	4	39	1:42	TD	3	13:08	Cook 24-yd TD run	Golson
USF	9	67	3:27	FG	3	6:40	Aguayo 30-yd FG	Golson
USF	9	90	4:07	TD	3	0:38	Wilson 23-yd TD catch	Golson
USF	13	43	6:04	FG	4	8:46	Aguayo 38-yd FG	Golson
USF	11	88	5:51	TD	4	1:55	Cook 37-yd TD run	Golson
BC	8	83	4:53	TD	1	10:07	Rudolph 9-yd TD catch	Golson
BC	-	-	-	TD	4	12:20	Ramsey 36-yd FR	Def
WF	1	94	0:14	TD	1	8:17	Cook 94-yd TD run	Golson
WF	13	76	6:49	TD	2	11:08	Vickers 9-yd TD run	Golson
WF	7	43	2:37	TD	3	12:23	Whitfield 5-yd TD catch	Golson
WF	7	69	3:45	FG	3	7:33	Aguayo 25-yd FG	Golson
UM	5	91	2:15	TD	1	11:30	Cook 72-yd TD run	Golson
UM	3	75	1:13	TD	1	5:42	Cook 36-yd TD catch	Golson
UM	11	48	4:29	FG	2	14:53	Aguayo 22-yd FG	Golson
UM	8	45	2:41	FG	2	2:42	Aguayo 32-yd FG	Golson
UM	11	67	5:24	FG	4	11:58	Aguayo 25-yd FG	Golson
UM	8	84	3:13	TD	4	6:44	Cook 23-yd TD run	Golson
LOU	9	60	4:36	FG	1	4:06	Aguayo 43-yd FG	Golson
LOU	12	60	4:08	FG	2	13:12	Aguayo 32-yd FG	Golson
LOU	5	87	1:45	TD	3	13:09	Cook 54-yd TD run	Golson
LOU	3	75	1:03	TD	3	8:05	Whitfield 70-yd TD catch	Golson
LOU	3	36	1:01	TD	3	3:50	Cook 14-yd TD run	Golson
LOU	13	83	5:48	TD	4	12:44	Rudolph 13-yd TD catch	Golson
LOU	11	75	6:35	TD	4	4:12	Izzo 2-yd TD catch	Golson
GT	5	17	2:17	FG	1	7:14	Aguayo 20-yd FG	Golson
GT	1	2	0:05	TD	2	11:46	Cook 2-yd TD run	Golson
GT	10	66	4:33	FG	2	4:18	Aguayo 27-yd FG	Golson
GT	9	54	2:22	FG	2	0:00	Aguayo 38-yd FG	Golson
SU	1	75	0:15	TD	1	8:08	Rudolph 75-yd TD catch	Maguire
SU	4	83	1:22	TD	1	2:36	Rudolph 45-yd TD catch	Maguire
SU	10	87	3:32	TD	2	12:55	Patrick 2-yd TD run	Maguire
SU	7	58	0:45	TD	2	0:09	Patrick 1-yd TD run	Maguire
SU	3	23	1:23	TD	3	7:03	Rudolph 19-yd TD catch	Maguire
SU	7	82	3:04	TD	4	13:33	Patrick 28-yd TD run	Maguire
SU	9	55	3:39	FG	4	6:08	Aguayo 35-yd FG	Maguire
CU	2	75	0:45	TD	1	14:15	Cook 75-yd TD run	Maguire
CU	10	69	5:16	FG	2	10:59	Aguayo 23-yd FG	Maguire
CU	8	46	3:39	FG	3	6:15	Aguayo 41-yd FG	Maguire
NCS	2	24	0:27	TD	1	8:40	Cook 13-yd TD run	Golson
NCS	6	64	2:15	TD	2	5:17	Cook 30-yd TD run	Maguire
NCS	10	49	2:26	FG	2	0:38	Aguayo 40-yd FG	Maguire
NCS	13	74	4:28	FG	3	9:29	Aguayo 26-yd FG	Maguire
NCS	2	44	0:31	TD	3	7:57	Whitfield 27-yd TD catch	Maguire
NCS	8	75	3:52	TD	4	9:35	Whitfield 45-yd TD catch	Maguire

Opp.	Plays	Yards	TOP	Result	Qtr.	Time	How Scored	QB
UTC	6	46	3:01	TD	1	3:12	Patrick 1-yd TD run	Maguire
UTC	8	75	3:21	TD	2	9:24	Cook 13-yd TD run	Maguire
UTC	8	45	3:34	FG	2	3:29	Aguayo 18-yd FG	Maguire
UTC	4	52	1:21	TD	2	1:35	Whitfield 26-yd TD catch	Maguire
UTC	3	13	1:29	TD	3	13:14	Whitfield 13-yd TD catch	Maguire
UTC	4	36	1:12	TD	3	11:45	Cook 2-yd TD run	Maguire
UTC	13	66	6:12	TD	3	3:01	Plante 2-yd TD run	Cosentino
UTC	6	74	2:30	TD	4	10:34	Patrick 4-yd TD run	Everett
UF	5	13	1:45	FG	2	12:11	Aguayo 45-yd FG	Maguire
UF	7	74	2:55	TD	2	7:47	Kerr 1-yd TD catch	Maguire
UF	10	46	4:40	FG	3	5:21	Aguayo 51-yd FG	Maguire
UF	4	52	1:29	TD	4	6:17	Cook 15-yd TD run	Maguire
UF	7	90	3:34	TD	4	0:20	Cook 29-yd TD run	Maguire
UH	10	88	4:32	FG	1	0:37	Aguayo 20-yd FG	Cosentino
UH	9	59	3:29	TD	3	10:18	Cook 1-yd TD run	Maguire
UH	4	75	1:38	TD	4	11:12	Rudolph 65-yd TD Catch	Maguire
UH	5	75	1:13	TD	4	4:55	Wilson 14-yd TD Catch	Maguire

Total TD Drives Under 2:00: 24-of-50 (48%)

Total TD Drives of 5 plays or less: 24-of-50 (48%)

FLORIDA STATE FOOTBALL

2015 TEAM STATISTICS

Team Statistics	FS	OPP
SCORING	412	227
Points Per Game	31.7	17.5
Points Off Turnovers	62	27
FIRST DOWNS	268	246
Rushing	107	107
Passing	141	122
Penalty	20	17
RUSHING YARDAGE	2187	1889
Yards gained rushing	2548	2171
Yards lost rushing	361	282
Rushing Attempts	425	493
Average Per Rush	5.1	3.8
Average Per Game	168.2	145.3
TDs Rushing	27	10
PASSING YARDAGE	3325	2491
Comp-Att-Int	264-419-9	252-443-8
Average Per Pass	7.9	5.6
Average Per Catch	12.6	9.9
Average Per Game	255.8	191.6
TDs Passing	22	14
TOTAL OFFENSE	5512	4380
Total Plays	844	936
Average Per Play	6.5	4.7
Average Per Game	424.0	336.9
KICK RETURNS: #-Yards	25-624	33-557
PUNT RETURNS: #-Yards	34-127	21-197
INT RETURNS: #-Yards	8-104	9-28
KICK RETURN AVERAGE	25.0	16.9
PUNT RETURN AVERAGE	3.7	9.4
INT RETURN AVERAGE	13.0	3.1
FUMBLES-LOST	16-6	16-7
PENALTIES-Yards	89-702	74-631
Average Per Game	54.0	48.5
PUNTS-Yards	62-2793	85-3586
Average Per Punt	45.0	42.2
Net punt average	40.6	39.3
KICKOFFS-Yards	84-5273	53-3194
Average Per Kick	62.8	60.3
Net kick average	42.2	36.7
TIME OF POSSESSION/Game	29:25	30:35
3RD-DOWN Conversions	61/160	82/209
3rd-Down Pct	38%	39%
4TH-DOWN Conversions	4/9	9/19
4th-Down Pct	44%	47%
SACKS BY-Yards	32-189	26-222
MISC YARDS	10	78
TOUCHDOWNS SCORED	50	26
FIELD GOALS-ATTEMPTS	21-26	15-17
ON-SIDE KICKS	0-0	0-0
RED-ZONE SCORES	(41-46) 89%	(29-35) 83%
RED-ZONE TOUCHDOWNS	(26-46) 57%	(17-35) 49%
PAT-ATTEMPTS	(49-49) 100%	(24-25) 96%
ATTENDANCE	512534	296714
Games/Avg Per Game	7/73219	5/59343
Neutral Site Games		1/71007

Score by Quarters	1st	2nd	3rd	4th	OT	Total
Florida State	93	90	113	116	0	412
Opponents	53	65	24	85	0	227

2016 SPRING PROSPECTUS

2015 INDIVIDUAL STATISTICS

Rushing	gp	att	gain	loss	net	avg	td	lg	avg/g
Dalvin Cook	12	229	1749	58	1691	7.4	19	94	140.9
Jacques Patrick	9	63	328	14	314	5.0	5	28	34.9
Mario Pender	3	30	143	3	140	4.7	1	21	46.7
Johnathan Vickers	9	23	116	5	111	4.8	1	26	12.3
Kermit Whitfield	13	5	30	1	29	5.8	0	15	2.2
Jesus Wilson	13	3	11	0	11	3.7	0	5	0.8
Steven Williams	1	4	10	0	10	2.5	0	4	10.0
Freddie Stevenson	12	3	9	0	9	3.0	0	6	0.8
Colton Plante	4	1	2	0	2	2.0	1	2	0.5
J.J. Cosentino	3	2	0	12	-12	-6.0	0	0	-4.0
TEAM	9	8	0	12	-12	-1.5	0	0	-1.3
Everett Golson	9	47	146	181	-35	-0.7	0	17	-3.9
Sean Maguire	8	7	4	75	-71	-10.1	0	4	-8.9
Total	13	425	2548	361	2187	5.1	27	94	168.2
Opponents	13	493	2171	282	1889	3.8	10	60	145.3

Passing	gp	effic	comp-att-int	pct	yds	td	lg	avg/g
Everett Golson	9	149.16	147-219-3	67.1	1778	11	70	197.6
Sean Maguire	8	139.67	112-189-6	59.3	1520	11	75	190.0
J.J. Cosentino	3	72.68	5-10-0	50.0	27	0	12	9.0
TEAM	9	0.00	0-1-0	0.0	0	0	0	0.0
Total	13	142.70	264-419-9	63.0	3325	22	75	255.8
Opponents	13	110.94	252-443-8	56.9	2491	14	71	191.6

Receiving	gp	no.	yds	avg	td	lg	avg/g
Travis Rudolph	13	59	916	15.5	7	75	70.5
Jesus Wilson	13	58	622	10.7	3	51	47.8
Kermit Whitfield	13	57	798	14.0	6	70	61.4
Dalvin Cook	12	24	244	10.2	1	36	20.3
Ryan Izzo	13	14	210	15.0	2	37	16.2
Freddie Stevenson	12	9	64	7.1	0	17	5.3
Ja'Vonn Harrison	12	6	129	21.5	1	55	10.8
Nyqwan Murray	4	6	65	10.8	0	32	16.2
Jacques Patrick	9	6	62	10.3	0	20	6.9
Mavin Saunders	8	6	52	8.7	0	21	6.5
Ermon Lane	12	6	50	8.3	0	12	4.2
Johnathan Vickers	9	5	39	7.8	1	24	4.3
George Campbell	11	3	42	14.0	0	23	3.8
Mario Pender	3	3	34	11.3	0	17	11.3
Jeremy Kerr	11	1	1	1.0	1	1	0.1
Da'Vante Phillips	10	1	-3	-3.0	0	0	-0.3
Total	13	264	3325	12.6	22	75	255.8
Opponents	13	252	2491	9.9	14	71	191.6

Punt Returns	no.	yds	avg	td	lg
Jesus Wilson	26	111	4.3	0	21
Nyqwan Murray	3	11	3.7	0	8
Marquez White	2	0	0.0	0	2
Jalen Ramsey	1	6	6.0	0	6
TEAM	1	0	0.0	0	0
Travis Rudolph	1	-1	-1.0	0	0
Total	34	127	3.7	0	21
Opponents	21	197	9.4	1	59

Interceptions	no.	yds	avg	td	lg
Lamarcus Brutus	3	94	31.3	0	57
Javien Elliott	1	4	4.0	0	4
Marquez White	1	0	0.0	0	0
Tyler Hunter	1	0	0.0	0	0
DeMarcus Walker	1	0	0.0	0	0
Josh Sweat	1	6	6.0	0	6
Total	8	104	13.0	0	57
Opponents	9	28	3.1	0	20

Kick Returns	no.	yds	avg	td	lg
Kermit Whitfield	19	507	26.7	0	59
Freddie Stevenson	2	18	9.0	0	18
Jalen Ramsey	2	54	27.0	0	37
Ja'Vonn Harrison	1	19	19.0	0	19
Tarvarus McFadden	1	26	26.0	0	26
Total	25	624	25.0	0	59
Opponents	33	557	16.9	0	37

Fumble Returns	no.	yds	avg	td	lg
Jalen Ramsey	1	36	36.0	1	36
Derwin James	1	3	3.0	0	3
Josh Sweat	1	5	5.0	0	5
Total	3	44	14.7	1	36
Opponents	1	-1	-1.0	1	0

FLORIDA STATE FOOTBALL

2015 INDIVIDUAL STATISTICS

Scoring	td	fg	PAT				dpx	saf	pts
			kick	rush	rcv	pass			
Dalvin Cook	20	-	-	-	-	-	-	120	
Roberto Aguayo	-	21-26	49-49	-	-	-	-	112	
Travis Rudolph	7	-	-	-	-	-	-	42	
Kermit Whitfield	6	-	-	-	-	-	-	36	
Jacques Patrick	5	-	-	-	-	-	-	30	
Jesus Wilson	3	-	-	-	-	-	-	18	
Johnathan Vickers	2	-	-	-	-	-	-	12	
Ryan Izzo	2	-	-	-	-	-	-	12	
Colton Plante	1	-	-	-	-	-	-	6	
Jeremy Kerr	1	-	-	-	-	-	-	6	
Mario Pender	1	-	-	-	-	-	-	6	
Ja'Vonn Harrison	1	-	-	-	-	-	-	6	
Jalen Ramsey	1	-	-	-	-	-	-	6	
Everett Golson	-	-	-	-	-	0-1	-	0	
Total	50	21-26	49-49	-	-	0-1	-	412	
Opponents	26	15-17	24-25	-	-	-	-	227	

Total Offense	g	plays	rush	pass	total	avg/g
Everett Golson	9	266	-35	1778	1743	193.7
Dalvin Cook	12	229	1691	0	1691	140.9
Sean Maguire	8	196	-71	1520	1449	181.1
Jacques Patrick	9	63	314	0	314	34.9
Mario Pender	3	30	140	0	140	46.7
Johnathan Vickers	9	23	111	0	111	12.3
Kermit Whitfield	13	5	29	0	29	2.2
J.J. Cosentino	3	12	-12	27	15	5.0
Jesus Wilson	13	3	11	0	11	0.8
Steven Williams	1	4	10	0	10	10.0
Freddie Stevenson	12	3	9	0	9	0.8
Colton Plante	4	1	2	0	2	0.5
TEAM	9	9	-12	0	-12	-1.3
Total	13	844	2187	3325	5512	424.0
Opponents	13	936	1889	2491	4380	336.9

Field Goals	fg	pct.	01-19	20-29	30-39	40-49	50-99	lg	blk
Roberto Aguayo	21-26	80.8	1-1	9-9	6-6	4-7	1-3	51	1

FG Sequence	Florida State	Opponents
Texas State	(22)	(26)
USF	(30),(38)	-
Boston College	42	-
Wake Forest	(25)	(28),(34),(29)
Miami	(22),(32),49,(25)	(30)
Louisville	(43),(32)	-
Georgia Tech	(20),(27),(38),56	(53),(40),(35)
Syracuse	41,(35)	-
Clemson	(23),(41)	(31),(25),(34)
NC State	(40),(26)	(31)
Chattanooga	(18)	(29),(24)
Florida	(45),(51)	51,37
Houston Cougars	52,(20)	(39)

Punting	no.	yds	avg	lg	tb	fc	i20	50+	blk
Cason Beatty	61	2756	45.2	64	4	22	23	23	0
Jonathan Hernandez	1	37	37.0	37	0	0	1	0	0
Total	62	2793	45.0	64	4	22	24	23	0
Opponents	85	3586	42.2	62	6	27	33	16	0

Kickoffs	no.	yds	avg	tb	ob	retn	net	ydl
Roberto Aguayo	84	5273	62.8	47	4			
Total	84	5273	62.8	47	4	16.9	42.2	22
Opponents	53	3194	60.3	25	2	25.0	36.7	28

Numbers in (parentheses) indicate field goal was made.

All Purpose	g	rush	rcv	pr	kr	ir	total	avg/g
Dalvin Cook	12	1691	244	0	0	0	1935	161.2
Kermit Whitfield	13	29	798	0	507	0	1334	102.6
Travis Rudolph	13	0	916	-1	0	0	915	70.4
Jesus Wilson	13	11	622	111	0	0	744	57.2
Jacques Patrick	9	314	62	0	0	0	376	41.8
Ryan Izzo	13	0	210	0	0	0	210	16.2
Mario Pender	3	140	34	0	0	0	174	58.0
Johnathan Vicke	9	111	39	0	0	0	150	16.7
Ja'Vonn Harris	12	0	129	0	19	0	148	12.3
Lamaricus Brutu	13	0	0	0	0	94	94	7.2
Freddie Stevens	12	9	64	0	18	0	91	7.6
Nyqwan Murray	4	0	65	11	0	0	76	19.0
Jalen Ramsey	13	0	0	6	54	0	60	4.6
Mavin Saunders	8	0	52	0	0	0	52	6.5
Ermon Lane	12	0	50	0	0	0	50	4.2
George Campbe	11	0	42	0	0	0	42	3.8
Tarvarus McFad	7	0	0	0	26	0	26	3.7
Steven Williams	1	10	0	0	0	0	10	10.0
Josh Sweat	13	0	0	0	0	6	6	0.5
Javien Elliott	12	0	0	0	0	4	4	0.3
Colton Plante	4	2	0	0	0	0	2	0.5
Jeremy Kerr	11	0	1	0	0	0	1	0.1
Da'Vante Phillips	10	0	-3	0	0	0	-3	-0.3
TEAM	9	-12	0	0	0	0	-12	-1.3
J.J. Cosentino	3	-12	0	0	0	0	-12	-4.0
Everett Golson	9	-35	0	0	0	0	-35	-3.9
Sean Maguire	8	-71	0	0	0	0	-71	-8.9
Total	13	2187	3325	127	624	104	6367	489.8
Opponents	13	1889	2491	197	557	28	5162	397.1

2016 SPRING PROSPECTUS

2015 DEFENSIVE STATISTICS

##	Defensive Leaders	gp	Tackles				Sacks no-yds	Pass defense			Fumbles		blkd	
			ua	a	tot	tfl/yds		int-yds	brup	qbh	rcv-yds	ff	kick	saf
5	Reggie Northrup	13	45	49	94	1.0-4	.	.	3	5
3J	Derwin James	13	52	39	91	9.5-47	4.5-29	.	5	3	2-3	2	.	.
42	Lamarcus Brutus	13	46	22	68	.	.	3-94	1	1
24	Terrance Smith	9	35	31	66	4.5-18	1.0-7	.	.	1	.	1	.	.
44	DeMarcus Walker	13	26	32	58	15.5-65	10.5-58	1-0	5	4	.	4	1	.
18	Ro'Derrick Hoskins	12	31	21	52	6.5-9	.	.	2
8	Jalen Ramsey	13	37	15	52	3.5-8	1.0-2	.	10	.	1-36	.	.	.
91	Derrick Nnadi	13	18	27	45	2.0-10	2.0-10
9	Josh Sweat	13	21	20	41	5.0-19	2.0-16	1-6	2	3	3-5	.	.	.
14	Javien Elliott	12	29	8	37	4.0-17	1.0-6	1-4	3	2	.	2	.	.
99	Nile LawrenceStample	13	23	13	36	3.5-20	2.5-18	.	1
16	Jacob Pugh	13	18	14	32	3.0-10	3.0-10	.	1	2
1H	Tyler Hunter	12	11	15	26	0.5-0	.	1-0	.	.	1-0	.	.	.
29	Nate Andrews	13	17	8	25	3.0-20	1.0-13	.	3	1	.	1	.	.
27	Marquez White	13	20	5	25	2.0-8	.	1-0	2
4N	Giorgio Newberry	13	10	11	21	3.0-7	2.0-6	.	6	3
20	Trey Marshall	6	14	7	21	1.0-12	1.0-12	.	1
90	Demarcus Christmas	13	4	15	19	0.5-2	0.5-2	.	2
35	Lorenzo Phillips	12	7	4	11	1.5-3
37	Keelin Smith	10	7	3	10
55	Fredrick Jones	10	1	7	8	1.0-2
22	Tyrell Lyons	2	6	2	8	0.5-1
21	Chris Casher	8	2	5	7	0.5-1
1M	Derrick Mitchell Jr.	8	1	5	6	.	.	.	1	2
98	Rick Leonard	13	4	1	5	2.5-10
95	Keith Bryant	2	3	1	4	1.0-4
5M	Tarvarus McFadden	7	4	.	4
30	Sh'Mar Kilby-Lane	11	3	1	4
26	Johnathan Vickers	9	2	1	3
47	Stephen Gabbard	13	1	2	3
1W	A.J. Westbrook	6	1	1	2	0.5-0
41	Lorenzo Featherston	4	.	2	2	0.5-0
28	Malique Jackson	8	2	.	2
12	Arthur Williams	9	.	2	2
23	Freddie Stevenson	12	2	.	2
85	Jeremy Kerr	11	1	.	1
87	Jared Jackson	7	.	1	1
71	Brock Ruble	9	1	.	1
3	Jesus Wilson	13	1	.	1
19	Roberto Aguayo	13	1	.	1
4	Dalvin Cook	12	1	.	1
Total		13	508	390	898	76-297	32-189	8-104	48	27	7-44	10	1	.
Opponents		13	491	310	801	71-333	26-222	9-28	35	33	6-1	7	1	1

2015 GAME-BY-GAME STARTS

	TXSU	USF	BC	WF	UM	LOU	GT	SU	CLEM	NCSU	UTC	UF	UH
X	Whitfield	Rudolph	Rudolph	Rudolph	Rudolph	Rudolph	Rudolph	Rudolph	Whitfield	Rudolph	Rudolph	Rudolph	Rudolph
LT	Johnson	Johnson	Johnson	Johnson	Johnson	Johnson	Johnson	Johnson	Johnson	Johnson	Johnson	Johnson	Johnson
LG	Are	Are	Are	Are	Mavety	Mavety	Mavety	Mavety	Mavety	Are	Are	Are	Are
C	Martinez	Martinez	Martinez	Hoefeld	Hoefeld	Hoefeld	Hoefeld	Eberle	Eberle	Eberle	Eberle	Eberle	Eberle
RG	Bell	Bell	Bell	Bell	Bell	Bell	Bell	Bell	Bell	Bell	Bell	Bell	Bell
RT	Ruble	Ruble	Ruble	Kelly	Kelly	Kelly	Kelly	Ruble	Ruble	Mavety	Mavety	Mavety	Ruble
Y	Izzo (TE)	Izzo (TE)	Izzo (TE)	Izzo (TE)	Saunders (TE)	Izzo (TE)	Whitfield	Izzo (TE)	Izzo (TE)	Whitfield	Whitfield	Izzo (TE)	Izzo (TE)
Z	Wilson	Wilson	Wilson	Wilson	Wilson	Wilson	Wilson	Wilson	Wilson	Wilson	Wilson	Wilson	Wilson
QB	Golson	Golson	Golson	Golson	Golson	Golson	Golson	Golson	Maguire	Maguire	Golson	Maguire	Maguire
FB	Stevenson	Stevenson	Saunders (TE)	Stevenson	Stevenson	Stevenson	Izzo (TE)	Stevenson	Stevenson	Stevenson	Izzo (TE)	Stevenson	Stevenson
TB	Cook	Cook	Cook	Cook	Cook	Cook	Cook	Patrick	Cook	Cook	Cook	Cook	Cook
PK	Aguayo	Aguayo	Aguayo	Aguayo	Aguayo	Aguayo	Aguayo	Aguayo	Aguayo	Aguayo	Aguayo	Aguayo	Aguayo
DS	Gabbard	Gabbard	Gabbard	Gabbard	Gabbard	Gabbard	Gabbard	Gabbard	Gabbard	Gabbard	Gabbard	Gabbard	Gabbard
HO	Beatty	Beatty	Beatty	Beatty	Beatty	Beatty	Beatty	Beatty	Beatty	Beatty	Beatty	Beatty	Beatty
KO	Aguayo	Aguayo	Aguayo	Aguayo	Aguayo	Aguayo	Aguayo	Aguayo	Aguayo	Aguayo	Aguayo	Aguayo	Aguayo
P	Beatty	Beatty	Beatty	Beatty	Beatty	Beatty	Beatty	Beatty	Beatty	Beatty	Beatty	Beatty	Beatty
DT	Lawrence-Stample	Lawrence-Stample	Lawrence-Stample	Lawrence-Stample	Lawrence-Stample	Lawrence-Stample	Lawrence-Stample	Lawrence-Stample	Christmas	Lawrence-Stample	Lawrence-Stample	Lawrence-Stample	Lawrence-Stample
NG	Nnadi	Nnadi	Nnadi	Nnadi	Nnadi	Nnadi	Nnadi	Nnadi	Nnadi	Nnadi	Nnadi	Nnadi	Nnadi
DE	Walker	Walker	Walker	Walker	Walker	Walker	Walker	Walker	Walker	Walker	Walker	Walker	Walker
WLB	Smith	Smith	Smith	Smith	Hoskins	Hoskins	Northrup	Northrup	Smith	Smith	Smith	Smith	Smith
MLB	Northrup	Northrup	Hoskins	Hoskins	Northrup	Northrup	Hoskins	Hoskins	Northrup	Northrup	Northrup	Northrup	Northrup
SLB	T. Marshall	T. Marshall	T. Marshall	T. Marshall	Hunter (STAR)	T. Marshall	Pugh	Elliott (STAR)	Elliott (STAR)	Elliott (STAR)	Elliott (STAR)	Elliott (STAR)	Elliott (STAR)
BUCK	Pugh	Pugh	Sweat	Sweat	Sweat	Pugh	Sweat	Sweat	Sweat	Sweat	Sweat	Sweat	Sweat
CB	Ramsey	Ramsey	Ramsey	Ramsey	Ramsey	Ramsey	Ramsey	Ramsey	Ramsey	Ramsey	Ramsey	Ramsey	Ramsey
FS	Brutus	Brutus	Brutus	Brutus	Brutus	Brutus	Brutus	Brutus	Brutus	Brutus	Brutus	Brutus	Brutus
SS	Andrews	Andrews	Andrews	Andrews	T. Marshall	D. James	D. James	D. James	D. James	D. James	D. James	D. James	D. James
CB	M. White	M. White	M. White	M. White	M. White	M. White	M. White	M. White	M. White	M. White	M. White	M. White	M. White

CAREER STARTS LIST

Player	'12	'13	'14	'15	Ttl
Roberto Aguayo	-	14	14	13	41
Nate Andrews	-	1	13	4	18
Kareem Are	-	-	-	8	8
Cason Beatty	14	14	14	13	55
Wilson Bell	-	-	-	13	13
Lamarcus Brutus	-	-	-	13	13
Chris Casher	-	-	2	-	2
Demarcus Christmas	-	-	-	1	1
Dalvin Cook	-	-	3	12	15
Alec Eberle	-	-	-	6	6
Javien Elliott	-	-	-	6	6
Lorenzo Featherston	-	-	3	-	3
Everett Golson	-	-	-	8	8
Ryan Hoefeld	-	-	4	4	8
Ro'Derrick Hoskins	-	-	-	6	6
Tyler Hunter	3	3	14	1	21
Ryan Izzo	-	-	-	11	11
Derwin James	-	-	-	8	8
Roderick Johnson	-	-	5	13	18
Derrick Kelly	-	-	-	4	4
Ermon Lane	-	-	2	-	2
Nile Lawrence-Stample	-	6	2	12	20
Sean Maguire	-	-	1	5	6
Trey Marshall	-	-	-	6	6
Corey Martinez	-	-	-	3	3
Chad Mavety	-	-	-	8	8
Derrick Mitchell Jr.	-	-	10	-	10
Giorgio Newberry	-	1	-	-	1
Derrick Nnadi	-	-	-	13	13
Reggie Northrup	-	-	14	11	25
Jacques Patrick	-	-	-	1	1
Mario Pender	-	-	1	-	1
Jacob Pugh	-	-	-	4	4
Jalen Ramsey	-	14	14	13	41
Brock Ruble	-	-	-	6	6
Travis Rudolph	-	-	6	11	17
Mavin Saunders	-	-	-	2	2
Terrance Smith	-	10	10	9	29
Freddie Stevenson	-	-	7	10	17
Josh Sweat	-	-	-	10	10
Matthew Thomas	-	-	3	-	3
DeMarcus Walker	-	3	11	13	27
Marquez White	-	-	-	13	13
Kermit Whitfield	-	-	-	5	5
Jesus Wilson	-	-	8	13	21
(Bowl Games Included in Totals)					

2015 GAME BY GAME CAPTAINS

TEXAS STATE	Jalen Ramsey
	Freddie Stevenson
	Terrance Smith
USF	Cason Beatty
	Lamarcus Brutus
	Jesus 'Bobo' Wilson
Boston College	Roderick Johnson
	Nile Lawrence-Stample
	DeMarcus Walker
Wake Forest	Lamarcus Brutus
	Derrick Mitchell, Jr.
	Freddie Stevenson
Miami	Lamarcus Brutus
	Ro'Derrick Hoskins
	Freddie Stevenson
Louisville	Tyler Hunter
	Giorgio Newberry
	Jesus 'Bobo' Wilson
Georgia Tech	Jalen Ramsey
	DeMarcus Walker
	Kermit Whitfield
Syracuse	Ro'Derrick Hoskins
	Nile Lawrence-Stample
	Jesus 'Bobo' Wilson
Clemson	Jalen Ramsey
	Terrance Smith
	Jesus 'Bobo' Wilson
NC State	Reggie Northrup
	DeMarcus Walker
	Jesus 'Bobo' Wilson
Chattanooga	Nile Lawrence-Stample
	Reggie Northrup
	Terrance Smith
Florida	Nile Lawrence-Stample
	Reggie Northrup
	Freddie Stevenson
Houston (Chick-fil-A Peach Bowl)	Lamarcus Brutus
	Dalvin Cook
	Jalen Ramsey
	DeMarcus Walker

2016 SPRING PROSPECTUS

2015 GAME-BY-GAME PARTICIPATION

	Name	GP/GS	TXSU	USF	BC	WF	UM	LOU	GT	SU	CLEM	NCSU	UTC	UF	HOU
19	Aguayo, R.	13/-	XXX	XXX	XXX	XXX	XXX	XXX	XXX	XXX	XXX	XXX	XXX	XXX	XXX
29	Andrews, N.	13/4	START	START	START	START	XXX	XXX	XXX	XXX	XXX	XXX	XXX	XXX	XXX
72	Are, K.	13/8	START	START	START	START	---	---	XXX	XXX	XXX	START	START	START	START
38	Beatty, C.	13/-	XXX	XXX	XXX	XXX	XXX	XXX	XXX	XXX	XXX	XXX	XXX	XXX	XXX
78	Bell, W.	13/13	START	START	START	START	START	START	START	START	START	START	START	START	START
1B	Brewton, C.	4/-	---	---	---	---	---	---	---	XXX	---	---	XXX	XXX	XXX
42	Brutus, L.	13/13	START	START	START	START	START	START	START	START	START	START	START	START	START
95	Bryant, K.	2/-	XXX	---	---	---	---	---	---	---	---	---	XXX	---	---
11	Campbell	11/-	XXX	XXX	XXX	XXX	XXX	XXX	XXX	XXX	XXX	XXX	---	---	XXX
21	Casher, C.	7/-	XXX	---	---	XXX	XXX	---	XXX	XXX	XXX	XXX	---	---	---
90	Christmas, D.	13/1	XXX	XXX	XXX	XXX	XXX	XXX	XXX	XXX	START	XXX	XXX	XXX	XXX
2C	Clark, L.	1/-	---	---	---	---	---	---	---	---	---	---	XXX	---	---
4	Cook, D.	12/12	START	START	START	START	START	START	START	---	START	START	START	START	START
1C	Cosentino, J.J.	3/-	---	---	---	---	---	---	---	XXX	---	---	XXX	---	XXX
54	Eberle, A.	10/6	XXX	---	---	---	XXX	XXX	XXX	START	START	START	START	START	START
14	Elliott, J.	12/6	XXX	---	XXX	XXX	XXX	XXX	XXX	START	START	START	START	START	START
41	Featherston	5/-	---	---	---	---	XXX	XXX	XXX	---	---	---	XXX	XXX	---
62	Frith, E.	3/-	XXX	---	---	---	---	---	---	XXX	---	---	XXX	---	---
47	Gabbard, S.	13/-	XXX	XXX	XXX	XXX	XXX	XXX	XXX	XXX	XXX	XXX	XXX	XXX	XXX
6	Golson, E.	9/8	START	START	START	START	START	START	START	---	---	START	XXX	---	---
83	Griffith, C.	1/-	---	---	---	---	---	---	---	---	---	---	XXX	---	---
13	Harrison, J.	12/-	XXX	XXX	XXX	XXX	XXX	XXX	XXX	XXX	---	---	XXX	XXX	XXX
89	Henric, G.	1/-	---	---	---	---	---	---	---	---	---	---	XXX	---	---
49	Hernandez, J.	1/-	---	---	---	---	---	---	---	---	---	---	XXX	---	---
59	Hoefeld, R.	4/4	---	---	---	START	START	START	START	---	---	---	---	---	---
18	Hoskins, R.	11/6	XXX	XXX	START	START	START	START	START	---	XXX	XXX	XXX	---	---
1H	Hunter, T.	12/1	XXX	XXX	XXX	XXX	START	XXX	---	XXX	XXX	XXX	XXX	XXX	XXX
81	Izzo, R.	13/11	START	START	START	START	XXX	START	START	START	START	XXX	START	START	START
87	Jackson, J.	8/-	XXX	---	---	---	---	---	XXX	XXX	XXX	XXX	XXX	XXX	XXX
28	Jackson, M.	8/-	XXX	---	---	XXX	---	---	---	XXX	XXX	XXX	XXX	XXX	XXX
3J	James, D.	13/8	XXX	XXX	XXX	XXX	XXX	START	START	START	START	START	START	START	START
77	Johnson, R.	13/13	START	START	START	START	START	START	START	START	START	START	START	START	START
55	Jones, F.	9/-	XXX	XXX	---	---	---	XXX	---	XXX	XXX	XXX	XXX	XXX	XXX
74	Kelly, D.	6/4	XXX	---	XXX	START	START	START	START	---	---	---	---	---	---
69	Kernon, B.	1/-	---	---	---	---	---	---	---	---	---	---	XXX	---	---
85	Kerr, J.	11/-	XXX	XXX	XXX	XXX	---	---	---	XXX	XXX	XXX	XXX	XXX	XXX
30	Kilby-Lane, S.	11/-	XXX	---	---	XXX	XXX	XXX	XXX	XXX	XXX	XXX	XXX	XXX	XXX
82	LaCivita, B.	3/-	XXX	---	---	---	---	---	---	XXX	---	---	XXX	---	---
1	Lane, E.	12/-	XXX	XXX	XXX	XXX	XXX	XXX	XXX	XXX	---	---	XXX	XXX	---
99	Lawrence-Stample	13/12	START	START	START	START	START	START	START	START	XXX	START	START	START	START
98	Leonard, R.	13/-	XXX	XXX	XXX	XXX	XXX	XXX	XXX	XXX	XXX	XXX	XXX	XXX	XXX
1L	Lewis, M.	4/-	---	---	---	---	---	---	XXX	---	---	---	XXX	---	XXX
22	Lyons, T.	2/-	XXX	XXX	---	---	---	---	---	---	---	---	---	---	---
10	Maguire, S.	8/5	XXX	---	---	---	---	XXX	---	START	START	XXX	START	START	START
20	Marshall, T.	6/6	START	START	START	START	START	START	---	---	---	---	---	---	---
57	Martinez, C.	6/3	START	START	START	---	---	---	---	XXX	---	---	---	---	---
5C	Mavety, C.	9/8	---	---	---	XXX	START	START	START	START	START	START	START	START	---
5M	Mcfadden, T.	7/-	XXX	---	---	---	---	XXX	XXX	XXX	XXX	---	XXX	XXX	---
70	Minshe, C.	1/-	---	---	---	---	---	---	XXX	---	---	---	---	---	---
1M	Mitchell, D.	9/-	XXX	XXX	XXX	XXX	XXX	XXX	XXX	XXX	XXX	---	---	---	---
8M	Motlow, J.	2/-	XXX	---	---	---	---	---	---	---	---	---	XXX	---	---
80	Murray, N.	4/-	---	---	---	---	---	---	---	XXX	---	XXX	XXX	---	XXX
4N	Newberry, G.	13/-	XXX	XXX	XXX	XXX	XXX	XXX	XXX	XXX	XXX	XXX	XXX	XXX	XXX
91	Nnadi, D.	13/13	START	START	START	START	START	START	START	START	START	START	START	START	START
5	Northrup, R.	13/11	START	START	XXX	XXX	START	START	START	START	START	START	START	START	START
9S	Patrick, J.	9/1	XXX	---	---	XXX	---	XXX	---	START	XXX	XXX	XXX	XXX	XXX
40	Patti, N.	5/-	XXX	---	---	---	---	---	---	XXX	XXX	---	XXX	XXX	---
7	Pender, M.	3/-	XXX	XXX	XXX	---	---	---	---	---	---	---	---	---	---
53	Peters, J.	3/-	XXX	---	---	---	---	---	---	XXX	---	---	XXX	---	---
5P	Phillips, D.	10/-	XXX	---	XXX	XXX	XXX	XXX	XXX	XXX	XXX	---	XXX	---	XXX
35	Phillips, L.	12/-	XXX	XXX	XXX	XXX	XXX	XXX	XXX	XXX	XXX	XXX	XXX	XXX	---
33	Plante, C.	4/-	XXX	---	---	---	---	---	---	XXX	---	---	XXX	---	---
16	Pugh, J.	13/4	START	START	XXX	XXX	XXX	START	START	XXX	XXX	XXX	XXX	XXX	XXX
8	Ramsey, J.	13/13	START	START	START	START	START	START	START	START	START	START	START	START	START
71	Ruble, B.	9/6	START	START	START	START	XXX	---	---	START	START	---	XXX	---	START
15	Rudolph, T.	13/11	XXX	START	START	START	START	START	START	START	XXX	START	START	START	START
88	Saunders, M.	8/2	XXX	XXX	START	---	START	XXX	XXX	XXX	XXX	---	---	---	---
97	Smallwood, I.	2/-	XXX	---	---	---	---	---	---	---	---	---	XXX	---	---
37	Smith, K.	10/-	XXX	---	---	XXX	XXX	XXX	XXX	XXX	XXX	XXX	XXX	XXX	---
24	Smith, T.	9/9	START	START	START	START	---	---	---	---	START	START	START	START	START
23	Stevenson, F.	12/10	START	START	XXX	START	START	START	XXX	START	START	START	---	START	START
9	Sweat, J.	13/10	XXX	XXX	START	START	START	XXX	START	START	START	START	START	START	START
1T	Tate, A.	6/-	XXX	---	---	---	XXX	---	---	---	---	XXX	XXX	XXX	XXX
26	Vickers, J.	9/-	XXX	XXX	XXX	XXX	XXX	XXX	XXX	XXX	---	---	---	XXX	---
44	Walker, D.	13/13	START	START	START	START	START	START	START	START	START	START	START	START	START
1W	Westbrook, A.J.	6/-	---	---	---	---	---	---	---	XXX	XXX	XXX	XXX	XXX	XXX
66	Weeks, K.	11/-	XXX	---	---	XXX	XXX	XXX	XXX	XXX	XXX	XXX	XXX	XXX	XXX
27	White, M.	13/13	START	START	START	START	START	START	START	START	START	START	START	START	START
8W	Whitfield, K.	13/5	START	XXX	XXX	XXX	XXX	XXX	START	XXX	START	START	START	XXX	XXX
12	Williams, A.	9/-	XXX	---	---	---	---	XXX	XXX	XXX	XXX	XXX	XXX	XXX	XXX
32	Williams, S.	1/-	---	---	---	---	---	---	---	---	---	---	XXX	---	---
3	Wilson, J.	13/13	START	START	START	START	START	START	START	START	START	START	START	START	START
46	Young, J.	1/-	---	---	---	---	---	---	---	---	---	---	XXX	---	---

FLORIDA STATE FOOTBALL

2015 GAME-BY-GAME TEAM STATISTICS

Date	Opponent	Rushing				Receiving				Passing				Kick Returns				Punt Returns				tot off
		no.	yds	td	lg	no.	yds	td	lg	cmp-att-int	yds	td	lg	no.	yds	td	lg	no.	yds	td	lg	
Sep 05	TEXAS STATE	41	266	3	36	25	370	5	55	25-32-0	370	5	55	3	127	0	59	5	21	0	18	636
Sep 12	USF	46	278	3	74	14	163	1	23	14-26-0	163	1	23	2	56	0	56	6	40	0	18	441
Sep 18	at Boston College	33	98	0	28	15	119	1	26	15-24-0	119	1	26	1	17	0	17	4	-7	0	3	217
Oct 03	at Wake Forest	21	127	2	94	20	202	1	51	20-31-0	202	1	51	5	129	0	57	0	0	0	0	329
Oct 10	MIAMI	36	248	2	72	25	291	1	37	25-33-0	291	1	37	2	30	0	16	1	3	0	3	539
Oct 17	LOUISVILLE	32	133	2	54	27	377	3	70	27-39-0	377	3	70	1	13	0	13	1	0	0	0	510
Oct 24	at Georgia Tech	24	70	1	17	20	210	0	22	20-31-1	210	0	22	0	0	0	0	1	1	0	1	280
Oct 31	SYRACUSE	34	221	3	28	25	354	3	75	25-38-0	354	3	75	1	19	0	19	2	9	0	5	575
Nov 07	at Clemson	30	197	1	75	16	164	0	25	16-29-1	164	0	25	4	91	0	44	1	1	0	1	361
Nov 14	NC STATE	38	196	2	30	23	283	2	45	23-37-3	283	2	45	0	0	0	0	5	41	0	21	479
Nov 21	CHATTANOOGA	37	193	5	30	17	235	2	33	17-23-0	235	2	33	2	56	0	28	3	12	0	8	428
Nov 28	at Florida	30	144	2	32	14	160	1	45	14-28-0	160	1	45	0	0	0	0	3	0	0	2	304
Dec 31 20	vs Houston Cougars	23	16	1	9	23	397	2	65	23-48-4	397	2	65	4	86	0	37	2	6	0	6	413
Opponents		425	2187	27	94	264	3325	22	75	264-419-9	3325	22	75	25	624	0	59	34	127	0	21	5512
		493	1889	10	60	252	2491	14	71	252-443-8	2491	14	71	33	557	0	37	21	197	1	59	4380

Games: 13 • Avg/rush: 5.1 • Avg/catch: 12.6 • Pass effic: 142.70 • KR avg: 25.0 • PR avg: 3.7 • All purpose avg/game: 489.8 • Total offense avg/gm: 424.0

Date	Opponent	Tackles				Sacks		Fumble		Pass Defense			blkd		PAT Attempts			off	
		ua	a	total	tfl-yds	no-yds	ff	fr-yds	int-yds	qbh	brup	kick	kick	rush	rcv	saf	t/o	pts	
Sep 05	TEXAS STATE	39	34	73	6.0-21	1.0-12	1	1-3	0-0	3	3	0	8-8	0	0	0	3	59	
Sep 12	USF	33	22	55	6.0-16	3.0-8	0	0-0	1-0	1	5	0	4-4	0	0	0	0	34	
Sep 18	at Boston College	47	10	57	9.0-28	2.0-14	1	1-36	1-0	0	3	0	2-2	0	0	0	7	14	
Oct 03	at Wake Forest	34	46	80	2.0-8	2.0-8	1	1-0	1-0	7	2	0	3-3	0	0	0	0	24	
Oct 10	MIAMI	34	16	50	3.0-12	2.0-10	1	0-0	0-0	4	5	0	2-2	0	0	0	0	29	
Oct 17	LOUISVILLE	40	16	56	6.0-30	5.0-27	1	1-0	1-4	3	4	0	5-5	0	0	0	14	41	
Oct 24	at Georgia Tech	43	16	59	6.0-22	1.0-10	0	0-0	2-63	0	3	0	1-1	0	0	0	10	16	
Oct 31	SYRACUSE	34	36	70	6.0-22	2.0-9	1	1-5	0-0	2	1	0	6-6	0	0	0	7	45	
Nov 07	at Clemson	42	44	86	4.0-13	2.0-7	0	0-0	0-0	0	5	0	1-1	0	0	0	0	13	
Nov 14	NC STATE	36	32	68	8.0-30	4.0-21	2	1-0	0-0	3	6	0	4-4	0	0	0	7	34	
Nov 21	CHATTANOOGA	40	28	68	6.0-24	1.0-13	1	1-0	1-37	1	1	0	7-7	0	0	0	14	52	
Nov 28	at Florida	36	40	76	7.0-41	5.0-38	1	0-0	0-0	3	6	1	3-3	0	0	0	0	27	
Dec 31	vs Houston Cougars	50	50	100	7.0-30	2.0-12	0	0-0	1-0	0	4	0	3-3	0	0	0	0	24	
Opponents		508	390	898	76.0-297	32.0-189	10	7-44	8-104	27	48	1	49-49	0	0	0	62	412	
		491	310	801	71.0-333	26.0-222	7	6--1	9-28	33	35	1	24-25	0	0	1	27	227	

Date	Opponent	Punting										Field Goals			Kickoffs				
		no.	yds	avg	long	blkd	tb	fc	50+	i20	md-att	long	blkd	no.	yds	avg	tb	ob	
Sep 05	TEXAS STATE	3	109	36.3	44	0	0	1	0	0	1-1	22	0	10	636	63.6	5	2	
Sep 12	USF	7	284	40.6	46	0	0	5	0	1	2-2	38	0	7	446	63.7	3	0	
Sep 18	at Boston College	7	366	52.3	58	0	0	2	5	4	0-1	0	0	3	194	64.7	1	0	
Oct 03	at Wake Forest	5	172	34.4	44	0	0	1	0	1	1-1	25	0	5	307	61.4	2	0	
Oct 10	MIAMI	3	145	48.3	59	0	1	1	2	2	3-4	32	0	7	437	62.4	4	0	
Oct 17	LOUISVILLE	4	156	39.0	60	0	1	0	1	2	2-2	43	0	8	484	60.5	2	1	
Oct 24	at Georgia Tech	4	200	50.0	52	0	0	1	3	2	3-4	38	1	4	249	62.2	3	0	
Oct 31	SYRACUSE	6	279	46.5	64	0	1	1	2	0	1-2	35	0	8	515	64.4	5	1	
Nov 07	at Clemson	6	265	44.2	54	0	0	3	1	2	2-2	41	0	4	242	60.5	2	0	
Nov 14	NC STATE	2	86	43.0	47	0	0	2	0	2	2-2	40	0	7	441	63.0	5	0	
Nov 21	CHATTANOOGA	2	89	44.5	52	0	0	1	1	2	1-1	18	0	9	555	61.7	6	0	
Nov 28	at Florida	7	333	47.6	60	0	0	2	3	3	2-2	51	0	7	460	65.7	5	0	
Dec 31	vs Houston Cougars	6	309	51.5	55	0	1	2	5	3	1-2	20	0	5	307	61.4	4	0	
Opponents		62	2793	45.0	64	0	4	22	23	24	21-26	51	1	84	5273	62.8	47	4	
		85	3586	42.2	62	0	6	27	16	33	15-17	53	1	53	3194	60.3	25	2	

2016 SPRING PROSPECTUS

2015 GAME-BY-GAME OPPONENT STATISTICS

Date	Opponent	Rushing				Receiving				Passing				Kick Returns				Punt Returns				tot off
		no.	yds	td	lg	no.	yds	td	lg	cmp-att-int	yds	td	lg	no.	yds	td	lg	no.	yds	td	lg	
Sep 05	TEXAS STATE	33	132	1	26	26	168	1	25	26-42-0	168	1	25	3	51	0	20	1	10	0	10	300
Sep 12	USF	36	149	0	23	12	125	2	71	12-24-1	125	2	71	4	99	0	34	2	46	0	46	274
Sep 18	at Boston College	43	139	0	18	5	56	0	20	5-15-1	56	0	20	2	47	0	24	3	25	0	13	195
Oct 03	at Wake Forest	36	142	0	18	27	215	1	23	27-43-1	215	1	23	3	38	0	14	1	7	0	7	357
Oct 10	MIAMI	19	20	0	6	29	405	3	58	29-49-0	405	3	58	3	29	0	19	1	0	0	0	425
Oct 17	LOUISVILLE	30	99	0	17	20	307	3	48	20-35-1	307	3	48	5	76	0	33	0	0	0	0	406
Oct 24	at Georgia Tech	49	261	1	60	4	67	0	36	4-10-2	67	0	36	1	1	0	1	3	13	0	9	328
Oct 31	SYRACUSE	42	173	2	12	12	130	0	62	12-25-0	130	0	62	2	32	0	17	4	83	1	59	303
Nov 07	at Clemson	42	215	1	25	28	297	1	38	28-43-0	297	1	38	2	26	0	14	1	-3	0	0	512
Nov 14	NC STATE	31	79	1	14	28	218	1	16	28-49-0	218	1	16	2	36	0	27	0	0	0	0	297
Nov 21	CHATTANOOGA	39	165	1	24	14	108	0	25	14-23-1	108	0	25	3	49	0	19	0	0	0	0	273
Nov 28	at Florida	40	128	0	22	19	134	0	15	19-39-0	134	0	15	2	36	0	22	2	8	0	5	262
Dec 31 20	vs Houston Cougars	53	187	3	29	28	261	2	20	28-46-1	261	2	20	1	37	0	37	3	8	0	8	448
Florida State		493	1889	10	60	252	2491	14	71	252-443-8	2491	14	71	33	557	0	37	21	197	1	59	4380
Florida State		425	2187	27	94	264	3325	22	75	264-419-9	3325	22	75	25	624	0	59	34	127	0	21	5512

Games: 13 • Avg/rush: 3.8 • Avg/catch: 9.9 • Pass effic: 110.94 • KR avg: 16.9 • PR avg: 9.4 • All purpose avg/game: 397.1 • Total offense avg/gm: 336.9

Date	Opponent	Tackles				Sacks		Fumble		Pass Defense			blkd		PAT Attempts			off		
		ua	a	total	tfl-yds	no-yds	ff	fr-yds	int-yds	qbh	brup	kick	kick	rush	rcv	saf	t/o	pts		
Sep 05	TEXAS STATE	43	30	73	4.0-23	2.0-11	0	1-0	0-0	0	2	0	1-2	0	0	0	7	16		
Sep 12	USF	46	26	72	7.0-37	3.0-31	1	0-0	0-0	3	3	0	2-2	0	0	0	0	14		
Sep 18	at Boston College	41	16	57	8.0-39	2.0-21	0	0-0	0-0	3	0	0	0-0	0	0	0	0	0		
Oct 03	at Wake Forest	25	30	55	6.0-37	3.0-28	0	0-0	0-0	3	3	0	1-1	0	0	0	16			
Oct 10	MIAMI	44	20	64	4.0-17	1.0-11	0	0-0	0-0	1	2	0	3-3	0	0	0	24			
Oct 17	LOUISVILLE	41	14	55	7.0-36	2.0-22	0	0-0	0-0	9	1	0	3-3	0	0	0	21			
Oct 24	at Georgia Tech	33	20	53	4.0-21	3.0-17	0	0-0	1-0	0	2	1	1-1	0	0	0	22			
Oct 31	SYRACUSE	45	18	63	5.0-20	1.0-9	0	0-0	0-0	0	4	0	3-3	0	0	0	21			
Nov 07	at Clemson	35	24	59	4.0-22	2.0-17	1	1-1	1-0	4	4	0	2-2	0	0	0	23			
Nov 14	NC STATE	43	24	67	4.0-12	1.0-8	2	2-0	3-8	5	1	0	2-2	0	0	10	17			
Nov 21	CHATTANOOGA	41	20	61	4.0-8	1.0-2	1	1-0	0-0	3	3	0	1-1	0	0	3	13			
Nov 28	at Florida	24	34	58	6.0-33	2.0-24	1	0-0	0-0	2	5	0	0-0	0	0	1	2			
Dec 31	vs Houston Cougars	30	34	64	8.0-28	3.0-21	1	1-0	4-20	0	5	0	5-5	0	0	7	38			
Florida State		491	310	801	71.0-333	26.0-222	7	6--1	9-28	33	35	1	24-25	0	0	1	27	227		
Florida State		508	390	898	76.0-297	32.0-189	10	7-44	8-104	27	48	1	49-49	0	0	0	62	412		

Date	Opponent	Punting										Field Goals			Kickoffs				
		no.	yds	avg	long	blkd	tb	fc	50+	i20	md-att	long	blkd	no.	yds	avg	tb	ob	
Sep 05	TEXAS STATE	7	326	46.6	57	0	0	1	2	3	1-1	26	0	4	259	64.8	1	0	
Sep 12	USF	10	445	44.5	56	0	1	2	4	4	0-0	0	0	3	154	51.3	1	0	
Sep 18	at Boston College	7	335	47.9	57	0	2	0	3	1	0-0	0	0	1	65	65.0	0	0	
Oct 03	at Wake Forest	4	141	35.2	47	0	0	1	0	2	3-3	34	0	5	283	56.6	0	0	
Oct 10	MIAMI	6	248	41.3	47	0	0	4	0	1	1-1	30	0	5	290	58.0	2	1	
Oct 17	LOUISVILLE	4	136	34.0	43	0	0	3	0	3	0-0	0	0	4	245	61.2	3	0	
Oct 24	at Georgia Tech	3	115	38.3	44	0	0	2	0	1	3-3	53	0	5	325	65.0	5	0	
Oct 31	SYRACUSE	9	404	44.9	62	0	2	1	3	5	0-0	0	0	4	217	54.2	2	0	
Nov 07	at Clemson	6	228	38.0	45	0	0	3	0	3	3-3	34	0	6	350	58.3	2	0	
Nov 14	NC STATE	8	313	39.1	45	0	0	2	0	3	1-1	31	0	4	260	65.0	4	0	
Nov 21	CHATTANOOGA	5	186	37.2	46	0	0	1	0	1	2-2	29	0	4	228	57.0	1	1	
Nov 28	at Florida	9	418	46.4	53	0	1	4	3	3	0-2	0	1	1	65	65.0	1	0	
Dec 31	vs Houston Cougars	7	291	41.6	55	0	0	3	1	3	1-1	39	0	7	453	64.7	3	0	
Florida State		85	3586	42.2	62	0	6	27	16	33	15-17	53	1	53	3194	60.3	25	2	
Florida State		62	2793	45.0	64	0	4	22	23	24	21-26	51	1	84	5273	62.8	47	4	

FLORIDA STATE FOOTBALL

2015 GAME-BY-GAME INDIVIDUAL STATISTICS

#6 Golson, E.	Comp	Att	Int	Pct	Yards	TD	Long	Sacked	Effic
Texas State	19	25	0	76.0	302	4	55	2-11	230.27
USF	14	26	0	53.8	163	1	23	3-31	119.20
Boston College	15	24	0	62.5	119	1	26	2-21	117.90
Wake Forest	20	31	0	64.5	202	1	51	3-28	129.90
Miami	25	33	0	75.8	291	1	37	1-11	159.83
Louisville	26	38	0	68.4	372	3	70	2-22	176.71
Georgia Tech	20	30	1	66.7	210	0	22	3-17	118.80
NC State	5	9	2	55.6	52	0	25	1-8	59.64
Chattanooga	3	3	0	100.0	67	0	32	1-2	287.60
TOTALS	147	219	3	67.1	1778	11	70	18-151	149.16

#10 Maguire, S.	Comp	Att	Int	Pct	Yards	TD	Long	Sacked	Effic
Texas State	6	7	0	85.7	68	1	24	0-0	214.46
Louisville	1	1	0	100.0	5	0	5	0-0	142.00
Syracuse	23	35	0	65.7	348	3	75	1-9	177.52
Clemson	16	29	1	55.2	164	0	25	2-17	95.78
NC State	18	28	1	64.3	231	2	45	0-0	150.01
Chattanooga	12	17	0	70.6	152	2	33	0-0	184.52
Florida	14	28	0	50.0	160	1	45	2-24	109.79
Houston Cougars	22	44	4	50.0	392	2	65	1-9	121.65
TOTALS	112	189	6	59.3	1520	11	75	6-59	139.67

#1C Cosentino, J.	Comp	Att	Int	Pct	Yards	TD	Long	Sacked	Effic
Syracuse	2	3	0	66.7	6	0	7	0-0	83.47
Chattanooga	2	3	0	66.7	16	0	12	0-0	111.47
Houston Cougars	1	4	0	25.0	5	0	5	2-12	35.50
TOTALS	5	10	0	50.0	27	0	12	2-12	72.68

RUSHING	No-Yds/TD	TXST	USF	BC	WF	UM	LOU	GT	SU	CU	ST	UTC	UF	HOU
Cook, D. RB	229-1691/19	19-156/2	30-266/3	15-54/0	2-94/1	22-222/2	22-163/2	17-82/1	DNP	21-194/1	22-138/2	15-106/2	26-183/2	18-33/1
Patrick, J. RB	63-314/5	3-13/0	DNP	DNP	-	DNP	3-1/0	DNP	24-162/3	4-10/0	12-54/0	16-77/2	-	1-1/0
Pender, M. RB	30-140/1	14-92/1	7-29/0	9-19/0	DNP	DNP	DNP	DNP	DNP	DNP	DNP	DNP	DNP	DNP
Vickers, J. RB	23-111/1	-	-	-	10-33/1	5-14/0	-	-	8-64/0	DNP	DNP	DNP	DNP	DNP
Whitfield, K. WR	5-29/0	-	-	2-19/0	-	-	1-1/0	-	-	2-11/0	-	-	-	-
Wilson, J. WR	3-11/0	-	-	-	-	-	-	-	-	-	1-4/0	-	1-2/0	1-5/0
Williams, S. RB	4-10/0	DNP	DNP	DNP	DNP	DNP	DNP	DNP	DNP	DNP	DNP	4-10/0	DNP	DNP
Stevenson, F. FB	3-9/0	1-6/0	-	1-1/0	-	1-2/0	-	-	-	-	-	DNP	-	-
Plante, C. FB	1-2/1	-	DNP	DNP	DNP	DNP	DNP	DNP	-	DNP	-	1-2/1	DNP	DNP
Cosentino, J. QB	2-12/0	DNP	DNP	DNP	DNP	DNP	DNP	DNP	-	DNP	DNP	-	DNP	2--12/0
TEAM	8-12/0	DNP	1-2/0	DNP	2-4/0	2-4/0	1-0/0	-	-	1-1/0	-	DNP	1-1/0	DNP
Golson, E. QB	47-35/0	4-1/0	8-15/0	6-5/0	7-4/0	6-14/0	5-28/0	7-12/0	DNP	DNP	3-0/0	1-2/0	DNP	DNP
Maguire, S. QB	7-71/0	-	DNP	DNP	DNP	DNP	-	DNP	2--5/0	2--17/0	-	-	2-40/0	1-9/0

RECEIVING	No-Yds/TD	TXST	USF	BC	WF	UM	LOU	GT	SU	CU	ST	UTC	UF	HOU
Rudolph, T. WR	59-916/7	4-44/1	6-55/0	4-33/1	6-69/0	3-38/0	5-38/1	2-33/0	5-191/3	6-86/0	6-54/0	4-52/0	1-22/0	7-201/1
Whitfield, K. WR	57-798/6	1-35/0	2-19/0	4-52/0	4-24/1	9-95/0	9-172/1	6-61/0	2-3/0	3-21/0	6-117/2	5-91/2	2-52/0	4-56/0
Wilson, J. WR	58-622/3	3-53/1	3-54/1	4-31/0	5-77/0	5-41/0	4-50/0	3-32/0	6-69/0	3-27/0	7-78/0	2-4/0	5-38/0	8-68/1
Cook, D. RB	24-244/1	1-13/0	-	2-3/0	1-8/0	3-47/1	4-60/0	4-50/0	DNP	1-4/0	2-17/0	1-5/0	3-11/0	2-26/0
Izzo, R. TE	14-210/2	2-21/1	-	-	1-8/0	1-37/0	2-14/1	2-27/0	-	1-17/0	2-17/0	-	2-36/0	1-33/0
Harrison, J. WR	6-129/1	2-77/1	2-20/0	-	-	-	-	-	-	1-8/0	DNP	1-24/0	-	-
Murray, N. WR	6-65/0	DNP	DNP	DNP	DNP	DNP	DNP	DNP	2-6/0	DNP	-	4-59/0	DNP	-
Stevenson, F. FB	9-64/0	1-2/0	1-15/0	-	-	-	2-22/0	2-1/0	1-10/0	1-1/0	-	DNP	-	1-13/0
Patrick, J. RB	6-62/0	-	DNP	DNP	-	DNP	-	DNP	6-62/0	-	-	-	-	-
Saunders, M. TE	6-52/0	1-5/0	-	1-0/0	DNP	3-26/0	1-21/0	-	-	-	DNP	DNP	DNP	DNP
Lane, E. WR	6-50/0	2-23/0	-	-	1-7/0	1-7/0	-	1-6/0	1-7/0	-	-	-	-	DNP
Campbell, G. WR	3-42/0	3-42/0	-	-	-	-	-	-	-	-	-	DNP	DNP	-
Vickers, J. RB	5-39/1	1-24/1	-	-	2-9/0	-	-	-	2-6/0	DNP	DNP	DNP	DNP	DNP
Pender, M. RB	3-34/0	3-34/0	-	-	DNP	DNP	DNP	DNP	DNP	DNP	DNP	DNP	DNP	DNP
Kerr, J. TE	1-1/1	-	-	-	-	-	DNP	DNP	-	-	-	-	1-1/1	-
Phillips, D. WR	1-3/0	1-3/0	DNP	-	-	-	-	-	-	-	DNP	-	DNP	-

ALL-PURPOSE YARDS	Total	TXST	USF	BC	WF	UM	LOU	GT	SU	CU	ST	UTC	UF	HOU
Cook, D.	1935	169	266	57	102	269	223	132	DNP	198	155	111	194	59
Whitfield, K.	1334	125	75	71	135	125	184	61	3	123	117	121	52	142
Rudolph, T.	915	43	55	33	69	38	38	33	191	86	54	52	22	201
Wilson, J.	744	75	94	24	77	44	50	33	73	28	123	4	40	79
Patrick, J.	376	13	DNP	DNP	-	DNP	-1	DNP	224	10	54	77	-	-1
Izzo, R.	210	21	-	-	8	37	14	27	-	17	17	-	36	33
Pender, M.	174	126	29	19	DNP	DNP	DNP	DNP	DNP	DNP	DNP	DNP	DNP	DNP
Vickers, J.	150	24	-	-	42	14	-	-	70	DNP	DNP	DNP	-	DNP
Harrison, J.	148	77	20	-	-	-	-	-	19	8	DNP	24	-	-
Brutus, L.	94	-	-	-	-	-	-	57	-	-	-	37	-	-
Stevenson, F.	91	8	15	1	18	2	22	1	10	1	-	DNP	-	13
Murray, N.	76	DNP	DNP	DNP	DNP	DNP	DNP	DNP	11	DNP	-	65	DNP	-
Ramsey, J.	60	37	-	17	-	-	-	-	-	-	-	6	-	-
Saunders, M.	52	5	-	-	DNP	26	21	-	-	-	DNP	DNP	DNP	DNP
Lane, E.	50	23	-	-	7	7	-	6	7	-	-	-	-	DNP
Campbell, G.	42	42	-	-	-	-	-	-	-	-	-	DNP	DNP	-
McFadden, T.	26	-	DNP	DNP	DNP	DNP	-	-	-	-	DNP	26	-	DNP
Williams, S.	10	DNP	DNP	DNP	DNP	DNP	DNP	DNP	DNP	DNP	DNP	10	DNP	DNP
Sweat, J.	6	-	-	-	-	-	-	6	-	-	-	-	-	-
Elliott, J.	4	-	DNP	-	-	-	4	-	-	-	-	-	-	-
Plante, C.	2	-	DNP	DNP	DNP	DNP	DNP	DNP	-	DNP	-	2	DNP	DNP
Kerr, J.	1	-	-	-	-	-	DNP	DNP	-	-	-	-	1	-
Phillips, D.	-3	-3	DNP	-	-	-	-	-	-	-	DNP	-	DNP	-
TEAM	-12	-	-2	-	-4	-4	-	-	-	-1	-	-	-1	-
Cosentino, J.	-12	DNP	DNP	DNP	DNP	DNP	DNP	DNP	-	DNP	DNP	-	DNP	-12
Golson, E.	-35	-1	-15	5	4	14	-28	-12	DNP	DNP	-	-2	DNP	DNP
Maguire, S.	-71	-	DNP	DNP	DNP	DNP	-	DNP	-5	-17	-	-	-40	-9

2016 SPRING PROSPECTUS

2015 GAME-BY-GAME INDIVIDUAL DEFENSE

Total Tackles	UA-A	Total	TXST	USF	BC	WF	UM	LOU	GT	SU	CU	ST	UTC	UF	HOU
Northrup, R. LB	45-49	94	2-3	2-3	5-1	5-5	2-5	2-3	4-1	6-6	6-8	2-2	2-3	3-6	4-3
James, D. DB	52-39	91	0-1	1-0	-	2-4	6-1	3-3	4-2	7-5	5-4	4-6	7-3	4-5	9-5
Brutus, L. DB	46-22	68	4-3	1-0	3-1	4-2	5-0	6-0	2-1	1-1	4-3	4-3	2-2	5-2	5-4
Smith, T. LB	35-31	66	3-4	1-1	5-1	0-1	DNP	DNP	DNP	DNP	5-7	7-2	5-2	5-4	4-9
Walker, D. DE	26-32	58	1-1	1-1	2-0	1-4	3-0	2-0	3-0	3-4	2-3	1-3	1-0	3-6	3-10
Hoskins, R. LB	31-21	52	1-1	5-2	6-1	3-5	3-1	2-3	4-3	3-2	0-1	1-1	3-1	DNP	-
Ramsey, J. DB	37-15	52	3-1	-	5-1	2-2	3-1	3-1	3-0	3-0	5-4	1-1	-	3-1	6-3
Nnadi, D. DT	18-27	45	1-0	1-3	3-0	1-3	-	1-1	4-1	2-7	2-4	0-1	0-1	2-4	1-2
Sweat, J. DE	21-20	41	2-1	2-1	0-3	0-2	1-0	2-1	4-2	1-1	4-2	1-2	-	2-4	2-1
Elliott, J. DB	29-8	37	1-0	DNP	1-0	-	-	2-0	5-0	1-3	4-0	7-1	1-0	2-1	5-3
LawrenceStample DT	23-13	36	2-0	0-1	3-2	2-1	2-1	4-0	4-1	-	0-1	1-2	-	3-3	2-1
Pugh, J. LB	18-14	32	1-2	6-1	2-0	0-3	-	6-1	2-0	-	1-1	-	0-3	0-1	0-2
Hunter, T. DB	11-15	26	1-4	1-1	-	1-1	4-4	2-1	DNP	-	-	1-1	0-1	0-1	1-1
Andrews, N. DB	17-8	25	0-1	1-2	2-0	1-1	1-0	0-1	-	2-0	1-0	2-1	3-1	1-0	3-1
White, M. DB	20-5	25	2-1	2-0	2-0	2-1	2-0	1-1	-	1-0	2-1	1-0	2-0	2-0	1-1
Marshall, T. DB	14-7	21	2-2	3-1	1-0	7-4	1-0	-	DNP	DNP	DNP	DNP	DNP	DNP	DNP
Newberry, G. DT	10-11	21	1-0	2-1	2-0	1-3	0-2	1-0	1-0	1-0	0-1	0-2	0-1	-	1-1
Christmas, D. DT	4-15	19	0-1	1-0	2-0	0-1	1-0	-	0-4	0-2	0-4	0-2	-	0-1	-
Phillips, L. LB	7-4	11	2-2	1-1	-	-	-	-	-	-	-	1-0	3-1	-	DNP
Smith, K. DB	7-3	10	2-0	DNP	DNP	2-0	0-1	2-0	-	-	-	1-1	0-1	-	DNP
Jones, F. DT	1-7	8	0-1	-	DNP	DNP	-	-	DNP	0-2	-	-	0-1	1-0	0-3
Lyons, T. DB	6-2	8	5-2	1-0	DNP	DNP	DNP	DNP	DNP	DNP	DNP	DNP	DNP	DNP	DNP
Casher, C. DE	2-5	7	0-2	DNP	DNP	0-1	-	DNP	1-0	1-1	-	0-1	DNP	DNP	-
Mitchell Jr, D. DT	1-5	6	-	0-2	1-0	0-1	-	-	-	0-2	DNP	DNP	DNP	DNP	DNP
Leonard, R. DE	4-1	5	-	-	-	-	-	-	-	-	-	-	3-1	-	1-0
Bryant, K. DT	3-1	4	-	DNP	DNP	DNP	DNP	DNP	DNP	DNP	DNP	DNP	3-1	DNP	DNP
Kilby-Lane, S. LB	3-1	4	-	DNP	DNP	0-1	-	-	-	1-0	-	-	1-0	-	1-0
McFadden, T. DB	4-0	4	1-0	DNP	DNP	DNP	DNP	-	-	-	-	DNP	3-0	-	DNP
Gabbard, S.	1-2	3	-	-	-	-	-	-	1-1	-	-	-	-	0-1	-
Vickers, J.	2-1	3	-	1-1	1-0	-	-	-	-	-	DNP	DNP	DNP	-	DNP
Jackson, M. DB	2-0	2	2-0	DNP	DNP	-	DNP	DNP	DNP	-	-	-	-	-	-
Williams, A. DT	0-2	2	0-1	DNP	DNP	DNP	DNP	-	-	-	-	-	0-1	-	-
Westbrook, A. DB	1-1	2	DNP	DNP	DNP	DNP	DNP	DNP	DNP	-	-	-	1-1	-	-
Stevenson, F.	2-0	2	-	-	-	-	-	-	1-0	1-0	-	-	DNP	-	-
Featherston, L. DE	0-2	2	DNP	DNP	DNP	DNP	-	-	-	DNP	DNP	DNP	0-2	DNP	DNP
Aguayo, R.	1-0	1	-	-	-	-	-	1-0	-	-	-	-	-	-	-
Cook, D.	1-0	1	-	-	-	-	-	-	-	DNP	1-0	-	-	-	-
Ruble, B.	1-0	1	-	-	-	-	DNP	-	DNP	-	-	DNP	-	DNP	1-0
Kerr, J.	1-0	1	-	-	1-0	-	-	DNP	DNP	-	-	-	-	-	-
Jackson, J.	0-1	1	-	DNP	DNP	DNP	DNP	DNP	-	-	DNP	-	0-1	-	-
Wilson, J.	1-0	1	-	-	-	-	-	-	-	-	-	1-0	-	-	-

SACKS	UA-A	Total	TXST	USF	BC	WF	UM	LOU	GT	SU	CU	ST	UTC	UF	HOU
Walker, D. DE	8-5	10.5	-	-	-	1.5-6	2.0-10	1.0-2	-	1.5-7	-	2.0-11	-	2.5-22	-
James, D. DB	3-3	4.5	-	1.0-4	-	-	-	1.0-10	-	-	-	1.0-6	-	0.5-3	1.0-6
Pugh, J. LB	3-0	3.0	-	1.0-2	-	-	-	2.0-8	-	-	-	-	-	-	-
LawrenceStample DT	2-1	2.5	-	-	1.0-8	-	-	1.0-7	-	-	0.5-3	-	-	-	-
Nnadi, D. DT	1-2	2.0	-	-	1.0-6	-	-	-	0.5-2	0.5-2	-	-	-	-	-
Sweat, J. DE	2-0	2.0	-	-	-	-	-	1.0-10	-	-	-	-	-	-	1.0-6
Newberry, G. DT	1-2	2.0	-	1.0-2	-	0.5-2	-	-	-	-	-	0.5-2	-	-	-
Smith, T. LB	1-0	1.0	-	-	-	-	DNP	DNP	DNP	DNP	-	-	-	1.0-7	-
Elliott, J. DB	1-0	1.0	-	DNP	-	-	-	-	-	-	-	-	-	1.0-6	-
Andrews, N. DB	1-0	1.0	-	-	-	-	-	-	-	-	-	1.0-13	-	-	-
Marshall, T. DB	1-0	1.0	1.0-12	-	-	-	-	-	DNP	DNP	DNP	DNP	DNP	DNP	DNP
Ramsey, J. DB	1-0	1.0	-	-	-	-	-	-	-	-	1.0-2	-	-	-	-
Christmas, D. DT	0-1	0.5	-	-	-	-	-	-	-	-	-	0.5-2	-	-	-

TACKLES FOR LOSS	UA-A	Total	TXST	USF	BC	WF	UM	LOU	GT	SU	CU	ST	UTC	UF	HOU
Walker, D. DE	13-5	15.5	-	-	1.0-1	1.5-6	2.0-10	1.0-2	1.0-2	2.5-8	1.0-2	2.0-11	-	3.5-23	-
James, D. DB	8-3	9.5	-	1.0-4	-	-	-	1.0-10	1.0-3	2.0-6	-	1.0-6	1.0-3	0.5-3	2.0-12
Hoskins, R. LB	6-1	6.5	0.5-1	2.0-3	1.0-1	-	1.0-2	-	2.0-2	-	-	-	-	DNP	-
Sweat, J. DE	3-4	5.0	-	-	1.0-0	-	-	1.0-10	-	-	-	1.5-2	-	-	1.5-7
Smith, T. LB	4-1	4.5	-	-	3.5-11	-	DNP	DNP	DNP	DNP	-	-	-	1.0-7	-
Elliott, J. DB	4-0	4.0	-	DNP	-	-	-	-	1.0-5	-	-	2.0-6	-	1.0-6	-
Ramsey, J. DB	3-1	3.5	-	-	-	-	1.0-3	-	-	1.0-2	-	-	-	-	1.5-3
LawrenceStample DT	2-3	3.5	-	-	1.5-9	-	-	1.0-7	-	-	0.5-3	0.5-1	-	-	-
Andrews, N. DB	3-0	3.0	-	-	-	-	-	-	1.0-6	-	-	-	1.0-13	-	1.0-1
Newberry, G. DT	2-2	3.0	1.0-1	1.0-2	-	0.5-2	-	-	-	-	0.5-2	-	-	-	-
Pugh, J. LB	3-0	3.0	-	1.0-2	-	-	-	2.0-8	-	-	-	-	-	-	-
Leonard, R. DE	2-1	2.5	-	-	-	-	-	-	-	-	-	-	1.5-3	-	1.0-7
Nnadi, D. DT	1-2	2.0	-	-	1.0-6	-	-	-	0.5-2	0.5-2	-	-	-	-	-
White, M. DB	2-0	2.0	1.0-3	1.0-5	-	-	-	-	-	-	-	-	-	-	-
Phillips, L. LB	1-1	1.5	1.0-2	-	-	-	-	-	-	-	-	0.5-1	-	-	DNP
Northrup, R. LB	1-0	1.0	-	-	-	-	-	-	-	-	1.0-4	-	-	-	-
Marshall, T. DB	1-0	1.0	1.0-12	-	-	-	-	-	DNP	DNP	DNP	DNP	DNP	DNP	DNP
Bryant, K. DT	1-0	1.0	-	DNP	DNP	DNP	DNP	DNP	DNP	DNP	DNP	DNP	1.0-4	DNP	DNP
Jones, F. DT	1-0	1.0	-	-	DNP	DNP	-	-	DNP	-	-	-	-	1.0-2	-
Hunter, T. DB	0-1	0.5	0.5-0	-	-	-	-	-	DNP	-	-	-	-	-	-
Casher, C. DE	0-1	0.5	0.5-1	DNP	DNP	-	-	DNP	-	-	-	-	DNP	DNP	-
Lyons, T. DB	0-1	0.5	0.5-1	-	DNP	DNP	DNP	DNP	DNP	DNP	DNP	DNP	DNP	DNP	DNP
Christmas, D. DT	0-1	0.5	-	-	-	-	-	-	-	-	0.5-2	-	-	-	-
Featherston, L. DE	0-1	0.5	DNP	DNP	DNP	DNP	-	-	-	DNP	DNP	DNP	0.5-0	DNP	DNP
Westbrook, A. DB	0-1	0.5	DNP	DNP	DNP	DNP	DNP	DNP	-	-	-	0.5-0	-	-	-

FLORIDA STATE FOOTBALL

2015 GAME-BY-GAME INDIVIDUAL MISCELLANEOUS

FUMBLES	No-Lost	TXST	USF	BC	WF	UM	LOU	GT	SU	CU	ST	UTC	UF	HOU
Golson, E. QB	3-1	-	-	-	-	-	1-0	1-0	DNP	DNP	1-1	-	DNP	DNP
Cook, D. RB	3-1	1-0	1-0	-	-	-	-	-	DNP	-	-	-	-	1-1
Maguire, S. QB	2-0	-	DNP	DNP	DNP	DNP	-	DNP	1-0	-	-	-	1-0	-
Rudolph, T. WR	2-1	1-0	-	-	-	-	-	-	-	1-1	-	-	-	-
Wilson, J. WR	1-0	-	-	1-0	-	-	-	-	-	-	-	-	-	-
Patrick, J. RB	1-1	-	DNP	DNP	-	DNP	-	DNP	-	-	1-1	-	-	-
TEAM	1-0	DNP	-	DNP	-	-	-	-	-	-	-	DNP	1-0	DNP
White, M.	1-1	1-1	-	-	-	-	-	-	-	-	-	-	-	-
Andrews, N.	1-0	-	-	-	-	-	-	-	-	-	1-0	-	-	-
Whitfield, K. WR	1-1	-	-	-	-	-	-	-	-	-	-	1-1	-	-

FUMBLES FORCED	Number	TXST	USF	BC	WF	UM	LOU	GT	SU	CU	ST	UTC	UF	HOU
Walker, D.	4	-	-	-	1	1	-	-	-	-	-	1	1	-
Elliott, J.	2	1	DNP	-	-	-	-	-	-	-	1	-	-	-
James, D.	2	-	-	-	-	-	1	-	1	-	-	-	-	-
Smith, T.	1	-	-	1	-	DNP	DNP	DNP	DNP	-	-	-	-	-
Andrews, N.	1	-	-	-	-	-	-	-	-	-	1	-	-	-

FUMBLES RECOVERED	Number	TXST	USF	BC	WF	UM	LOU	GT	SU	CU	ST	UTC	UF	HOU
Sweat, J.	3	-	-	-	1	-	1	-	1	-	-	-	-	-
James, D.	2	1	-	-	-	-	-	-	-	-	1	-	-	-
Hunter, T.	1	-	-	-	-	-	-	DNP	-	-	-	1	-	-
Ramsey, J.	1	-	-	1	-	-	-	-	-	-	-	-	-	-

PUNT RETURNS	No-Yds	TXST	USF	BC	WF	UM	LOU	GT	SU	CU	ST	UTC	UF	HOU
Wilson, J.	26-111	2-22	6-40	4--7	-	1-3	1-0	1-1	1-4	1-1	4-41	-	3-0	2-6
Murray, N.	3-11	DNP	DNP	DNP	DNP	DNP	DNP	DNP	1-5	DNP	-	2-6	DNP	-
Ramsey, J.	1-6	-	-	-	-	-	-	-	-	-	-	1-6	-	-
White, M.	2-0	2-0	-	-	-	-	-	-	-	-	-	-	-	-
TEAM	1-0	DNP	-	DNP	-	-	-	-	-	-	1-0	DNP	-	DNP
Rudolph, T.	1--1	1--1	-	-	-	-	-	-	-	-	-	-	-	-

KICK RETURNS	No-Yds	TXST	USF	BC	WF	UM	LOU	GT	SU	CU	ST	UTC	UF	HOU
Whitfield, K.	19-507	2-90	1-56	-	4-111	2-30	1-13	-	-	4-91	-	1-30	-	4-86
Ramsey, J.	2-54	1-37	-	1-17	-	-	-	-	-	-	-	-	-	-
McFadden, T.	1-26	-	DNP	DNP	DNP	DNP	-	-	-	-	DNP	1-26	-	DNP
Harrison, J.	1-19	-	-	-	-	-	-	-	1-19	-	DNP	-	-	-
Stevenson, F.	2-18	-	1-0	-	1-18	-	-	-	-	-	-	DNP	-	-

INT. RETURNS	No-Yds	TXST	USF	BC	WF	UM	LOU	GT	SU	CU	ST	UTC	UF	HOU
Brutus, L.	3-94	-	-	1-0	-	-	-	1-57	-	-	-	1-37	-	-
Hunter, T.	1-0	-	-	-	1-0	-	-	DNP	-	-	-	-	-	-
Sweat, J.	1-6	-	-	-	-	-	-	1-6	-	-	-	-	-	-
Elliott, J.	1-4	-	DNP	-	-	-	1-4	-	-	-	-	-	-	-
White, M.	1-0	-	1-0	-	-	-	-	-	-	-	-	-	-	-
Walker, D.	1-0	-	-	-	-	-	-	-	-	-	-	-	-	1-0

FUMBLE RETURNS	No-Yds	TXST	USF	BC	WF	UM	LOU	GT	SU	CU	ST	UTC	UF	HOU
Ramsey, J.	1-36	-	-	1-36	-	-	-	-	-	-	-	-	-	-
Sweat, J.	1-5	-	-	-	-	-	-	-	1-5	-	-	-	-	-
James, D.	1-3	1-3	-	-	-	-	-	-	-	-	-	-	-	-

2016 SPRING PROSPECTUS

2015 TEAM GAME-BY-GAME COMPARISON

Opponent	Score	First Downs				Pen	Rushing Number-Yards	Passing		Total Offense Plays-Yards	Return Yards	Turn- Overs
		Total	Rush	Pass	Yards			Comp-Att-Int	Yards			
TEXAS STATE	59 - 16	30 / 17	14 / 5	16 / 12	0 / 0	41-266 / 33-132	25-32-0 / 26-42-0	370 / 168	73-636 / 75-300	151 / 61	1 / 1	
USF	34 - 14	21 / 11	10 / 6	10 / 5	1 / 0	46-278 / 36-149	14-26-0 / 12-24-1	163 / 125	72-441 / 60-274	96 / 145	0 / 1	
Boston College	14 - 0	15 / 12	5 / 8	7 / 3	3 / 1	33-98 / 43-139	15-24-0 / 5-15-1	119 / 56	57-217 / 58-195	46 / 72	0 / 2	
Wake Forest	24 - 16	14 / 27	6 / 10	7 / 12	1 / 5	21-127 / 36-142	20-31-0 / 27-43-1	202 / 215	52-329 / 79-357	129 / 45	0 / 2	
MIAMI	29 - 24	25 / 19	10 / 2	13 / 17	2 / 0	36-248 / 19-20	25-33-0 / 29-49-0	291 / 405	69-539 / 68-425	33 / 29	0 / 0	
LOUISVILLE	41 - 21	24 / 20	7 / 6	13 / 13	4 / 1	32-133 / 30-99	27-39-0 / 20-35-1	377 / 307	71-510 / 65-406	17 / 76	0 / 2	
Georgia Tech	16 - 22	17 / 15	4 / 12	11 / 2	2 / 1	24-70 / 49-261	20-31-1 / 4-10-2	210 / 67	55-280 / 59-328	64 / 14	1 / 2	
SYRACUSE	45 - 21	23 / 14	12 / 11	11 / 3	0 / 0	34-221 / 42-173	25-38-0 / 12-25-0	354 / 130	72-575 / 67-303	33 / 115	0 / 1	
Clemson	13 - 23	14 / 29	7 / 10	6 / 16	1 / 3	30-197 / 42-215	16-29-1 / 28-43-0	164 / 297	59-361 / 85-512	92 / 22	2 / 0	
NC STATE	34 - 17	28 / 21	11 / 5	15 / 15	2 / 1	38-196 / 31-79	23-37-3 / 28-49-0	283 / 218	75-479 / 80-297	41 / 44	5 / 1	
CHATTANOOGA	52 - 13	25 / 15	11 / 9	11 / 5	3 / 1	37-193 / 39-165	17-23-0 / 14-23-1	235 / 108	60-428 / 62-273	105 / 49	1 / 2	
Florida	27 - 2	15 / 19	9 / 13	5 / 5	1 / 1	30-144 / 40-128	14-28-0 / 19-39-0	160 / 134	58-304 / 79-262	0 / 44	0 / 0	
Houston Cougars	24 - 38	17 / 27	1 / 10	16 / 14	0 / 3	23-16 / 53-187	23-48-4 / 28-46-1	397 / 261	71-413 / 99-448	92 / 65	5 / 1	
Totals	412 - 227	268 / 246	107 / 107	141 / 122	20 / 17	425-2187 / 493-1889	264-419-9 / 252-443-8	3325 / 2491	844-5512 / 936-4380	899 / 781	15 / 15	

Opponent	3rd Down Conversions	4th Down Conversions	Time of Possession	TOP Margin	Avg Yds/Rush	Avg Yds/Pass	Avg Yds/Play	Punting Number-Avg	Penalties Number-Yards	Sacks
USF	3-13 / 1-13	1-1 / 1-1	33:23 / 26:37	6:46	6.0 / 4.1	6.3 / 5.2	6.1 / 4.6	7-40.6 / 10-44.5	7-50 / 2-21	3 / 3
Boston College	4-13 / 5-15	0-1 / 0-1	31:24 / 28:36	2:48	3.0 / 3.2	5.0 / 3.7	3.8 / 3.4	7-52.3 / 7-47.9	4-26 / 6-66	2 / 2
Wake Forest	6-12 / 7-15	0-0 / 1-1	24:04 / 35:56	-11:52	6.0 / 3.9	6.5 / 5.0	6.3 / 4.5	5-34.4 / 4-35.2	10-100 / 5-32	2 / 3
MIAMI	3-10 / 8-16	0-1 / 0-1	31:23 / 28:37	2:46	6.9 / 1.1	8.8 / 8.3	7.8 / 6.2	3-48.3 / 6-41.3	7-43 / 7-73	2 / 1
LOUISVILLE	8-14 / 9-15	0-0 / 0-1	34:17 / 25:43	8:34	4.2 / 3.3	9.7 / 8.8	7.2 / 6.2	4-39.0 / 4-34.0	10-75 / 9-84	5 / 2
Georgia Tech	2-10 / 5-14	0-0 / 1-1	25:09 / 34:51	-9:42	2.9 / 5.3	6.8 / 6.7	5.1 / 5.6	4-50.0 / 3-38.3	6-45 / 5-41	1 / 3
SYRACUSE	5-13 / 5-16	0-0 / 0-1	29:51 / 30:09	-0:18	6.5 / 4.1	9.3 / 5.2	8.0 / 4.5	6-46.5 / 9-44.9	9-77 / 5-45	2 / 1
Clemson	2-12 / 7-17	0-1 / 0-1	28:09 / 31:51	-3:42	6.6 / 5.1	5.7 / 6.9	6.1 / 6.0	6-44.2 / 6-38.0	9-65 / 3-32	2 / 2
NC STATE	6-14 / 7-18	1-2 / 2-2	31:45 / 28:15	3:30	5.2 / 2.5	7.6 / 4.4	6.4 / 3.7	2-43.0 / 8-39.1	6-38 / 9-59	4 / 1
CHATTANOOGA	6-9 / 6-13	0-0 / 0-0	27:50 / 32:10	-4:20	5.2 / 4.2	10.2 / 4.7	7.1 / 4.4	2-44.5 / 5-37.2	3-30 / 11-83	1 / 1
Florida	2-13 / 5-17	2-2 / 1-3	27:35 / 32:25	-4:50	4.8 / 3.2	5.7 / 3.4	5.2 / 3.3	7-47.6 / 9-46.4	7-52 / 7-60	5 / 2
Houston Cougars	6-15 / 13-23	0-1 / 0-1	25:33 / 34:27	-8:54	0.7 / 3.5	8.3 / 5.7	5.8 / 4.5	6-51.5 / 7-41.6	6-66 / 4-30	2 / 3
Totals	61-160 / 82-209	4-9 / 9-19	382:24 / 397:36	-15:12	5.1 / 3.8	7.9 / 5.6	6.5 / 4.7	62-45.0 / 85-42.2	89-702 / 74-631	32 / 26

Note: Game totals are displayed in the format TEAM/OPPONENT for each category