

FLORIDA STATE FOOTBALL



PRO DAY

2017

DRAFT

GUIDE



MEDIA

2017 FLORIDA STATE PRO DAY

EXPECTED PARTICIPANT LIST


| No. | Name | Pos. |
|-----|-------------------|------|
| 72 | Kareem Are | OL |
| 4 | Dalvin Cook | RB |
| 77 | Roderick Johnson | OL |
| 10 | Sean Maguire | QB |
| 15 | Travis Rudolph | WR |
| 92 | Justin Shanks | DL |
| 23 | Freddie Stevenson | FB |
| 44 | DeMarcus Walker | DE |
| 27 | Marquez White | DB |
| 8 | Kermit Whitfield | WR |
| 3 | Jesus Wilson | WR |

Walk-On Participants

| | | |
|----|-----------------|----|
| 32 | Steven Williams | RB |
|----|-----------------|----|

Former Seminoles/Others

| | | |
|----|--------------|----|
| 1 | Tyler Hunter | DB |
| 38 | Cason Beatty | P |
| 33 | Kevin Haplea | TE |
| | Vincent Kerr | RB |



2017 FLORIDA STATE PRO DAY

SCHEDULE OF EVENTS

- 8:00 am Credential pick-up opens (Lobby of Indoor Practice Facility)
- 9:15 am Evaluations - Team Meeting Room
Height, weight, arm, hand, sit and reach

THE REMAINDER OF PRO DAY WILL BE HELD IN OUR INDOOR PRACTICE FACILITY

- 10:00 am Scout Tests
OL/DL/TE/LB - Vertical Jump
RB/DB/WR/QB/SP - Broad Jump
*Groups flip once completed
- 10:30 am 40-yard dash
- 10:50 am Complete 40 Timing
- 11:00 am OL/DL/TE/LB - Pro Agility - Scouts Time, 2 runs only
RB/DB/WR/QB/SP - 3 cone drill - Scouts time, 2 runs only
*Groups flip once completed
- 11:20 am Bench Press - Strength Staff - 2 Benches in Equipment Area
2 Groups:
OL/DL/TE/LB
RB/DB/WR/QB/SP
- 11:45 am Position Drills/15 minutes each (Taped)
- | | |
|---------------|---------------------|
| 11:45a-12:00p | DBs |
| 12:00p-12:15p | DL |
| 12:15p-12:30p | LB |
| 12:30p-12:45p | QB, WR, OL, TE & RB |
| 12:45p | Kicker/Punter |
- 2:00 pm Conclusion of Pro Day

****ALL TIMES LISTED ARE TENTATIVE AND SUBJECT TO CHANGE****

FLORIDA STATE & THE NFL DRAFT



CONSECUTIVE YEARS WITH A FIRST ROUND PICK

| | | |
|----|----------------------|----------|
| 1. | Alabama | 8 |
| 2. | Texas A&M | 6 |
| 3. | FLORIDA STATE | 4 |
| | Florida | 4 |
| | Clemson | 4 |



A Seminole has been selected in the first round of the NFL Draft four straight years, tying for the the third-longest streak in college football.

MOST DRAFT PICKS SINCE 2011

| | | |
|-----|----------------------|-----------|
| 1. | Alabama | 44 |
| 2. | FLORIDA STATE | 38 |
| | LSU | 38 |
| 4. | Ohio State | 35 |
| 5. | Clemson | 33 |
| | Florida | 33 |
| | Georgia | 33 |
| 8. | Oklahoma | 31 |
| 9. | Southern California | 29 |
| 10. | Michigan | 28 |



NFL DRAFT PICKS UNDER JIMBO FISHER

Seminoles in the 2016 NFL Draft

| | | | |
|----------------|----|----------------------|----------|
| Jalen Ramsey | CB | Jacksonville Jaguars | 1st (5) |
| Roberto Aguayo | K | Tampa Bay Buccaneers | 2nd (50) |

Seminoles in the 2015 NFL Draft

| | | | |
|-------------------|----|----------------------|-----------|
| Jameis Winston | QB | Tampa Bay Buccaneers | 1st (1) |
| Cameron Erving | C | Cleveland Browns | 1st (19) |
| Ronald Darby | CB | Buffalo Bills | 2nd (50) |
| Mario Edwards Jr. | DE | Oakland Raiders | 2nd (35) |
| Eddie Goldman | DT | Chicago Bears | 2nd (39) |
| P.J. Williams | CB | New Orleans Saints | 3rd (78) |
| Tre Jackson | OG | New England Patriots | 4th (111) |
| Rashad Greene | WR | Jacksonville Jaguars | 5th (139) |
| Karlos Williams | RB | Buffalo Bills | 5th (155) |
| Nick O'Leary | TE | Buffalo Bills | 6th (194) |
| Bobby Hart | OT | New York Giants | 7th (226) |

Seminoles in the 2014 NFL Draft

| | | | |
|-----------------|----|----------------------|-----------|
| Kelvin Benjamin | WR | Carolina Panthers | 1st (28) |
| Lamarcus Joyner | DB | St. Louis Rams | 2nd (41) |
| Timmy Jernigan | DT | Baltimore Ravens | 2nd (48) |
| Terrence Brooks | S | Baltimore Ravens | 3rd (79) |
| Devonta Freeman | RB | Atlanta Falcons | 4th (103) |
| Bryan Stork | C | New England Patriots | 4th (105) |
| Telvin Smith | LB | Jacksonville Jaguars | 5th (144) |

Seminoles in the 2013 NFL Draft

| | | | |
|----------------------|----|---------------------|-----------|
| EJ Manuel | QB | Buffalo Bills | 1st (16) |
| Bjoern Werner | DE | Indianapolis Colts | 1st (24) |
| Xavier Rhodes | CB | Minnesota Vikings | 1st (25) |
| Cornellius Carradine | DE | San Francisco 49ers | 2nd (40) |
| Menelik Watson | OT | Oakland Raiders | 2nd (42) |
| Chris Thompson | RB | Washington Redskins | 5th (154) |
| Brandon Jenkins | DE | Washington Redskins | 5th (162) |
| Dustin Hopkins | K | Buffalo Bills | 6th (177) |
| Nick Moody | LB | San Francisco 49ers | 6th (180) |
| Vince Williams | LB | Pittsburgh Steelers | 6th (206) |
| Everett Dawkins | DT | Minnesota Vikings | 7th (229) |

Seminoles in the 2012 NFL Draft

| | | | |
|----------------|----|----------------------|-----------|
| Nigel Bradham | LB | Buffalo Bills | 4th (105) |
| Zebrie Sanders | OT | Buffalo Bills | 5th (144) |
| Mike Harris | CB | Jacksonville Jaguars | 6th (176) |
| Andrew Datko | OT | Green Bay Packers | 7th (241) |

Seminoles in the 2011 NFL Draft

| | | | |
|------------------|----|---------------------|-----------|
| Christian Ponder | QB | Minnesota Vikings | 1st (12) |
| Rodney Hudson | C | Kansas City Chiefs | 2nd (55) |
| Markus White | LB | Washington Redskins | 7th (224) |

- **38** Seminole have been drafted under Jimbo Fisher (since 2011), including 17 players who were selected in the first and second rounds.
- **Eight Seminole have been drafted in the first round under Jimbo Fisher.** Projected first round pick Dalvin Cook could be FSU's ninth first round pick under Fisher and **43rd all-time.**
- A Nole has been selected in the NFL Draft **33 consecutive years** - since 1984.
- In the 2015 Draft, **Florida State became the first team ever to have every offensive position selected in a single draft** (QB, WR, TE, RB, OT, OG, C) - since the common draft era began in 1967.
- A Seminole has been drafted at every offensive and defensive position since 2013.
- **Six FSU defensive backs have been drafted since 2013,** and all have been selected in the top three rounds.
- An astounding **271 Seminole have been selected** in the AFL or NFL Drafts since 1951.
- Jimbo Fisher's Florida State Seminole produce NFL players at a higher rate than any other program in college football history. By tying its own ACC record with 11 draft picks in 2015, **FSU totaled 29 draft picks from 2013 - 2015 for the modern three-year record** - since the seven round format was established in 1994. The Nole had seven draft picks in 2014 and 11 in 2013.



OL | KAREEM ARE | 72

**6-6 | 325 | Redshirt Senior
Elmont, N.Y. | Fort Scott (Kan.) CC**

2016: Missed the first two games of the season before starting the next nine...earned Second Team All-ACC honors by the media...the Seminoles averaged 202.3 yards per game on the ground, including 135.8 per game from unanimous All-American running back Dalvin Cook...protected redshirt freshman quarterback Deondre Francois, the ACC Rookie and Offensive Rookie of the Year and the only quarterback to throw for 3,000 yards this season.

2015: Appeared in all 13 games making eight starts - all at left guard in 2015...posted a season-best grade of 83 percent at No. 1 Clemson...helped pave the way on the offensive line for Dalvin Cook's record setting, single-season performance for rushing yards (1,691) and all-purpose yards (1,935)...Seminoles finished the year averaging 31.7 points per game (4th in the ACC) and 424.0 yards per game (4th in the ACC)...key protector of FSU's quarterbacks that ranked fourth in the ACC in passing offense (255.8 yards/game) and third in pass efficiency (142.7) and completion percentage (63.0)...part of an offensive line that ranked 17th nationally, third in the ACC, in yards per carry (5.25) and 18th nationally, third in the ACC, in red zone conversion rate (89.13)...also part of the front line that paced Cook to 1,031 yards and 11 touchdowns against seven teams that ranked in the top 50 nationally in rushing defense...was recognized



as one of FSU's Top Newcomers of the Year on offense at the end of the year banquet...earned Offensive Most Improved Player honors following the 2016 spring season.

2014: Redshirted the season.

Personal: Enrolled at Florida State in January 2014 and participated in spring practice...versatile offensive lineman who played guard at Fort Scott Community College in Fort Scott, Kan., but could play tackle or center...ranked the nation's No. 1 JUCO offensive guard, and 36th overall JUCO player, by 247Sports...rated a three-star prospect by 247Sports, Scout, Rivals, and ESPN...ranked No. 45 on the ESPN JC50 and No. 46 by Rivals...named First Team All-Kansas Jayhawk Community College Conference and First Team All-Region 6 as a freshman and a sophomore at Fort Scott...PrepStar Magazine JUCO All-American...selected to play in New York Upstate/Downstate Game and the Long Island Empire Challenge Game after graduating from Sewanhaka High School in 2012...chose FSU over Ole Miss, South Carolina and Penn State...born March 14, 1994...majoring in social science.



2016 HONORS

- ALL-ACC SECOND TEAM (COACHES & MEDIA)

2015 HONORS

- ALL-ACC THIRD TEAM (MEDIA)
- ALL-ACC HONORABLE MENTION (COACHES)



RB | DALVIN COOK | 4

5-11 | 213 | Junior
Miami, Fla. | Miami Central

2016: Solidified his position as the top running back in the country, finishing the regular season with 1,765 rushing yards, 488 receiving yards (third on the team) and 20 total touchdowns...broke the FSU career rushing record against Syracuse, taking down Warrick Dunn's 20-year FSU record... had a pair of 200-yard rushing games, going for a career-best 267 yards against USF, including a 75-yard touchdown run on FSU's first offensive play...his 329 yards from scrimmage (267 rushing, 62 receiving) were the most in the country since 2014 at the time...had 225 yards and a school-record tying four rushing touchdowns at Syracuse, the day he broke Dunn's rushing record...against No. 3 Clemson, had 169 rushing yards and four rushing touchdowns, including third-quarter scores of 43 and 70 yards to give FSU the lead... ranks second in ACC history in career rush yards and is the only player in the league to break 4,000 career yards in just three seasons...had the first 100-yard receiving game for an FSU running back in 10 years with 101 yards in the season opener against Ole Miss...became the first FSU running back (and just the second Nole ever) with 100 yards rushing and receiving in the same game when he had 140 yards on the ground and a career-high 106 in the air against North Carolina...versus his hometown Miami Hurricanes on Oct. 8, had 150 rushing yards and a 59-yard receiving touchdown, his third consecutive game with over 200 all-purpose yards... his touchdown against the Hurricanes is the longest completion for FSU this season...versus No. 15 Florida in the home finale, had 153 rushing yards, the most for anybody against the fifth-ranked Gator defense in 2016...produced 145 yards on the ground against No. 6 Michigan including a 71-yard run on third-and 22 early in the fourth quarter from FSU's own 13 yard-line that was capped off by a three-yard touchdown rush by QB Deondre Francois to go ahead 27-15...against five ranked opponents, his 157.6 rush yards per game is 38.2 more than the next closest running back to face as many ranked teams...ranked 11th in NCAA history for rushing yards in a players first three seasons...had eight 100-yard games in 2016 and 21 for his career, one behind Dunn for most in school history...was one touchdown shy of Dunn's FSU record of 49...ranked second in FSU history with 5,399 all-purpose yards and is seventh in ACC history (the most for any player with zero return yards)...was one rushing touchdown shy of Greg Allen's record of 20 in a season (1982) and matched his performance of 19 from 2015.

2015: Registered one of the finest seasons by a Seminole tailback in school history during his sophomore campaign... recipient of the Jim Brown Award - given to the nation's top running back by the Touchdown Club of Columbus... garnered first and second team All-America honors, while claiming first team All-ACC accolades from both the media



and coaches...finished seventh in the 2015 Heisman Trophy voting...became FSU's all-time single-season leader in rushing yards (1,691) and all-purpose yards (1,935) in 2015...eclipsed the single-season rushing mark in his ninth game of the season vs. NC State surpassing Warrick Dunn's 20-year record of 1,242 yards...passed Larry Key's single-season all-purpose yards record (1,821) in FSU's road victory at Florida...tallied 1,691 rushing yards on 229 attempts in 12 games, good for an average of 140.9 yards per game and 7.4 yards per carry...his 19 rushing touchdowns finished one shy of tying Greg Allen's single-season record of 20 rushing touchdowns set in 1982...led the ACC in six offensive categories including rushing yards/game, rushing yards/carry, all-purpose yards, total rushing yards, rushing touchdowns and scoring...finished the year as the only player nationally to rank in the top 10 in the following offensive categories: rush yards/carry (2nd), rushing yards/game (5th), all-purpose yards (6th), rushing yards (6th), rushing touchdowns (8th) and scoring (10th)...ended the regular season leading the nation with 168.2 yards from scrimmage/game, 194.3 yards/game vs. FBS teams with a winning record and yards vs. Top 50 rushing defenses tallying 1,031 yards on 154 carries with 11 touchdowns in seven games...led all rushers with at least 100 carries in the Power 5 Conferences in yards/carry (7.38)...tallied six 150-yard rushing games in 2015 including two 200-yard games (266 vs. USF, 222 vs. Miami)...his career-high 266 yards on the ground against USF marked the second-best single-game rushing total in school history and first 200+ yard rushing game since Sammie Smith tallied 212 yards vs. Tulane in 1988...ran for 222 yards against intra-state rival

Miami to also give him the fifth-best single-game rushing total in FSU history...became just the second Seminole all-

| CAREER STATS | | | | | | | |
|--------------------------------------|---------------------------------|------------|--------------|-------------|-----------|-----------|--------------|
| COOK'S CAREER STATS RUSHING | | | | | | | |
| YR. | G | RUSH | YDS | AVG | TD | LG | AVG/G |
| 2014 | 13 | 170 | 1008 | 5.9 | 8 | 44 | 77.5 |
| 2015 | 12 | 229 | 1691 | 7.4 | 19 | 94 | 140.9 |
| 2016 | 13 | 288 | 1765 | 6.1 | 19 | 75 | 135.8 |
| TOT | 38 | 687 | 4,464 | 6.5 | 46 | 94 | 117.4 |
| COOK'S CAREER STATS RECEIVING | | | | | | | |
| YR. | G | REC | YDS | AVG | TD | LG | AVG/G |
| 2014 | 13 | 22 | 203 | 9.2 | 0 | 30 | 15.6 |
| 2015 | 12 | 24 | 244 | 10.2 | 1 | 36 | 20.3 |
| 2016 | 13 | 33 | 488 | 14.8 | 1 | 59 | 37.5 |
| TOT | 38 | 79 | 938 | 11.8 | 2 | 59 | 24.7 |
| COOK'S CAREER HIGHS | | | | | | | |
| Rushes | 31, vs. Georgia Tech (ACC) 2014 | | | | | | |
| Yards | 267, at USF 2016 | | | | | | |
| Longest Rush | 94, at Wake Forest 2015 | | | | | | |
| TD | 4 (twice) last at Syracuse 2016 | | | | | | |
| Longest TD Rush | 94 at Wake Forest 2015 | | | | | | |
| COOK'S CAREER HIGHS RECEIVING | | | | | | | |
| Receptions | 7, vs. Ole Miss 2016 | | | | | | |
| Yards | 106, North Carolina 2016 | | | | | | |
| Longest Catch | 59, Miami 2016 | | | | | | |
| TD | 1 (twice) last at Miami 2016 | | | | | | |
| Longest TD Catch | 59, at Miami 2016 | | | | | | |

time with two 200+ rushing yard games in a season (G. Allen, 1981)...also rushed over the century mark in 2015 against Texas State (156 yards), Louisville (163), Clemson (194), NC State (138), Chattanooga (106) and Florida (183)...rushed

for a season-high 157 yards in the first half at Clemson... tallied 150 of his 183 rushing yards and two touchdowns in the fourth quarter against No. 12 Florida in The Swamp... joined Warrick Dunn as the only two backs in FSU history to record multiple 1,000-yard rushing seasons...his 94-yard touchdown run at Wake Forest was the third longest in FSU history; five rushing TDs of 50+ yds in 2015 including four of 72+ yards...tied with Chris Thompson with three of the top 20 longest TD runs in school history...two-time ACC Offensive Back of the Week (Sept. 14, Oct. 12) in 2015... became the fastest player in FSU history to reach 1,000 yards on the ground in a single-season performing the feat in just seven games...also became the fastest tailback to reach 2,000 rushing yards performing the feat in just his 20th career game...sits fifth on FSU's career rushing list with 2,699 yards on 399 carries...entered the top 10 faster than any other Seminole (just two seasons) and is the only tailback in the top 10 that has not reached 400 career rushing attempts...27 career rushing TDs is good for sixth most at FSU...has 13 career 100-yard rushing games, including eight in 2015, fourth most in school history...put together a streak of five straight 100-yard rushing games (over two seasons) - one shy of the school-record six set by Dunn...holds the school record for the most rushing yards gained by a freshman (1,008 in 2014) and by a sophomore (1,691 in 2015)...was named the team's Offensive MVP at the end of the year banquet and one of four permanent captains in 2015...named one of three Offensive MVPs and presented with the Community Service Award following the 2016 spring season.

2014: Put together the greatest season by a freshman running back in Florida State history, setting an FSU freshman record with 1,008 yards and eight rushing scores on just 170 carries (5.9 ypc)...became first Seminole freshman to reach 1,000-yard plateau and just the ninth player ever...ranked fifth in the ACC in total rushing yards, rushing yards per game (77.5) and yards per carry (5.9)...collected All-ACC Second Team honors from the media and Third Team accolades from the

coaches...captured Freshman All-America honors from Athlon Sports, Campus Insiders and College Football News...had five 100-yard rushing games, including the final three games...all five of his 100-yard games came over final nine games and four were on the road...finished with 22 receptions for 203 yards (9.2 ypr)...rushed for 177 yards and a touchdown on 31 carries in just his second start en route to MVP honors in the ACC Championship Game...his 31 carries were the most by a Seminole since Greg Jones also had 31 totes versus Miami in 2002...added five receptions for 43 yards against Georgia Tech for 220 total yards on 36 touches to lead FSU to its third straight conference title...had 103 rushing yards on 15 carries and three receptions for 24 yards in his third career start at the Rose Bowl against Oregon...had 144 yards rushing on 24 carries versus Florida...had 92 yards on just seven carries against his hometown Hurricanes at Miami, including a 44-yard touchdown in the second quarter and the 26-yard game-winning score with 3:05 left in the game...carried the Seminoles to a 21-point comeback win at Louisville by rushing for 110 yards and two touchdowns on just nine carries...had five carries for 99 yards in the second half, including a 40-yard score that brought FSU within three at the end of the third quarter and a 38-yard game-winning touchdown with 3:46 left in the game...captured ACC Rookie of the Week and Athlon Sports National Freshman of the Week honors following his performance against the Cardinals...rushed for 122 yards and one touchdown on 23 carries in first career start at Syracuse...had a second-half touchdown with 45 yards on only six carries at NC State...scored his first career touchdown on a five-yard run versus The Citadel and finished with a game-high 67 rushing yards on 13 carries..

PERSONAL: Enrolled at Florida State in January 2014...held five-star rankings from both Rivals and 247Sports and a four-star mark by ESPN...rated the No. 1 prospect in Florida, the No. 2 running back in the nation and the overall No. 13 prospect by 247Sports in 2014 recruiting class...also ranked in the national Top 25 by Rivals (No. 18) and ESPN (No. 21)... named 2013 Mr. Florida Football by Florida Dairy Farmers

Association...rushed for Miami-Dade County-best 1,940 yards and 24 touchdowns on 177 carries (11.0 yards per rush) and intercepted three passes on defense in 2013... led Miami Central to the Class 6A state championship by rushing for 223 yards and four touchdowns in a 52-7 win over Seffner Armwood...finished his prep career rushing for 4,267 yards and 64 touchdowns, while leading Miami Central to a 52-5 record...rushed for 78 yards and a touchdown on eight carries in 2014 Under Armour All-America Game...USA Today All-USA Football Team...247Sports Second Team All-American...two-time All-State Class 6A First Team...invited to "The Opening", an all-star summer prospect camp held on the Nike Campus...attended same high school as former Nole and current Atlanta Falcons Pro Bowl running back Devonta Freeman...selected Florida State over Florida, Texas, Arkansas and Miami...born August 10, 1995...majoring in social science.

2016 HONORS

- UNANIMOUS ALL-AMERICAN
- ALL-ACC FIRST TEAM (MEDIA & COACHES)
- TWO-TIME ACC OFFENSIVE BACK OF THE WEEK
- DOAK WALKER AWARD FINALIST
- MAXWELL AWARD SEMIFINALIST
- ROTARY LOMBARDI AWARD SEMIFINALIST
- FSU CAREER RUSHING YARDS LEADER AND TOUCHDOWNS
- THIRD IN ACC RUSHING HISTORY

2015 HONORS

- ALL-ACC FIRST TEAM (MEDIA & COACHES)
- JIM BROWN AWARD WINNER
- ALL-AMERICA FIRST TEAM (FWAA, SI.COM)
- ALL-AMERICA SECOND TEAM (AP, SPORTING NEWS, WALTER CAMP, CBSSPORTS.COM)

2014 HONORS

- ALL-ACC SECOND TEAM (MEDIA)
- ALL-ACC THIRD TEAM (COACHES)
- ATHLONG SPORTS ALL-FRESHMAN SECOND TEAM
- CAMPUS INSIDERS ALL-FRESHMAN TEAM (HM)
- COLLEGE FOOTBALL NEWS ALL-FRESHMAN TEAM (HM)






OL | RODERICK JOHNSON | 77

6-7 | 311 | Junior

Florissant, Mo. | Hazelwood Central

2016: Voted the Jacobs Blocking Trophy winner as the top offensive lineman in the Atlantic Coast Conference for a second consecutive season...named First Team All-American by Walter Camp and First Team All-ACC by the media and coaches...the leader of the offensive line, he made 31 consecutive starts since first appearing in the starting lineup against Miami in 2014...two-time ACC Offensive Lineman of the Week after games against USF and Syracuse...against USF, running back Dalvin Cook had 267 rushing yards (second-most in FSU history) while the team had 478 yards on the ground, also No. 2 in FSU history and most since 1981...against Syracuse, Cook had the fourth 200-yard rushing game of his career, going for 225 yards and a school-record-tying four rushing touchdowns en route to becoming FSU's all-time leading rusher...the Seminoles averaged 206.8 yards rushing per game and 267.6 yards passing, most coming from quarterback Deondre Francois, the ACC Rookie and Offensive Rookie of the Year and the only freshman quarterback nationally with 3,000 passing yards...against Florida in the season finale, FSU allowed zero sacks for the first time since the 2014 ACC Championship Game against Georgia Tech.

2015: Started every game at left tackle in 2015; one of just two offensive linemen to start every game (Wilson Bell)...recipient of the 2015 ACC Jacobs Blocking Trophy - awarded to the league's best blocker...named to watch lists for the Outland Trophy and Rotary Lombardi Award...garnered All-ACC first team honors from both the media and the coaches...claimed second team and honorable mention All-America honors...posted the highest grade in five games including an impressive 89 percent vs. Texas State and 87 percent vs. Miami...earned ACC Offensive Lineman of the Week on Sept. 14 after Dalvin Cook rushed for a career-high 266 yards and three touchdowns in a 34-14 victory over USF...helped pave the way on the offensive line for Cook's record setting, single-season performance for rushing yards (1,691) and all-purpose yards (1,935)...Seminoles finished the year averaging 31.7 points per game (4th in the ACC) and 424.0 yards per game (4th in the ACC)...leader on an offensive line that produced nine 100-yard rushers on the year (8 by Cook, 1 by Jacques Patrick)...key protector of FSU's quarterbacks that ranked fourth in the ACC in pass offense (255.8 yards/game) and third in pass efficiency (142.7) and completion percentage (63.0)...part of an offensive line that ranked 17th nationally, third in the ACC, in yards per carry (5.25) and 18th nationally, third in the ACC, in red zone conversion rate (89.13)...also part of the front line that paced Cook to 1,031 yards and 11 touchdowns against seven teams that



ranked in the top 50 nationally in rushing defense...tied for the longest consecutive start streak on the offensive side of the ball at 18 games with Jesus 'Bobo' Wilson...his 18 career starts sit as the second-most by a Seminole on offense

2014: True freshman left tackle who started the final five games of the 2014 season and was a dominant presence on the Seminoles' offensive line...appeared in eight overall contests and graded out to an average of 82.2 in his five starts - on par with FSU All-American offensive linemen Cameron Erving and Tre' Jackson...captured Freshman All-America honors from USA Today, Athlon Sports, College Football News and Campus Insiders...the Seminoles had two of their highest total offensive outputs in the ACC Championship Game (488) and the Rose Bowl (528) - both started by Johnson...helped pave the way for Dalvin Cook to rush for over 100 yards in final three games and protected the blindside of Jameis Winston, who had three 300-yard passing games in his starts.

Personal: Consensus four-star recruit and the No. 1 prospect in Missouri and No. 7 offensive tackle by Scout (No. 86 overall) in the 2014 recruiting class...ranked No. 12 offensive tackle and No. 2 player in Missouri by 247Sports (No. 123 overall), No. 14 offensive tackle and No. 3 player in Missouri by ESPN (No. 158 overall)...No. 21 offensive tackle and No. 3 player in Missouri by Rivals (No. 220 overall)...ranked No. 1 in St. Louis Post-Dispatch Super 30...captured Missouri Class 6A All-State First Team honors...two-time First Team All-Metro selection...helped lead Hazelwood Central to a 12-1 record and the Suburban North Conference cham-

pionship as a senior and advanced to the Missouri 6A state semifinals...the Hawks racked up 5,186 total yards of offense in 2013 (3,088 rushing, 2,098 passing)... STL Football U Junior National Elite award winner...participated in track and field in high school...chose FSU over offers from Ohio State and Alabama...born November 28, 1995...majoring in social science.

2016 HONORS

- ACC JACOBS BLOCKING TROPHY
- ALL-ACC FIRST TEAM (COACHES & MEDIA)
- TWO-TIME OFFENSIVE LINEMAN OF THE WEEK
- FIRST TEAM ALL-AMERICA (WALTER CAMP)
- SECOND TEAM ALL-AMERICA (SPORTS ILLUSTRATED, FOX SPORTS, AFCA)
- THIRD TEAM ALL-AMERICA (PHIL STEELE)

2015 HONORS

- ALL-ACC FIRST TEAM (MEDIA & COACHES)
- ACC JACOBS BLOCKING TROPHY
- ALL-AMERICA SECOND TEAM (SPORTING NEWS, USA TODAY SPORTS)
- ALL-AMERICA HONORABLE MENTION (SI.COM)

2014 HONORS

- USA TODAY ALL-AMERICA TEAM
- ATHLON SPORTS ALL-FRESHMAN TEAM
- COLLEGE FOOTBALL NEWS ALL-FRESHMAN SECOND TEAM
- CAMPUS INSIDERS ALL-FRESHMAN SECOND TEAM



QB | SEAN MAGUIRE | 10

6-3 | 232 | Redshirt Senior
Sparta, N.J. | Seton Hall Prep

2016: Injured during fall camp, played a backup role during his senior season...made appearances against No. 10 Miami, No. 3 Clemson, Boston College, Syracuse and No. 6 Michigan...against the Eagles on Senior Day, threw two touchdown passes...against the third-ranked Tigers, was forced into action when Deondre Francois' was banged up...his only play against the Tigers, called an audible that freed fullback Freddie Stevenson for a 38-yard run, the longest of his career...finished the season 7-of-12 for 64 yards and a pair of touchdowns.

2015: Played in eight games making five starts for the Seminoles in 2015...posted a 4-2 record as Florida State's quarterback during his redshirt junior season...threw for 1,520 yards with 11 touchdowns and six interceptions completing 59.3 percent of his passes on the year...averaged 190.0 yards per game, while finishing the year with a pass efficiency rating of 139.67...first start of the season came at home against Syracuse leading FSU to a 45-21 victory...threw for 348 yards against the Orange including 302 yards before halftime - most by a Seminole QB since Chris Weinke had 302 yards at the half against Clemson in 2000...finished the game posting a career-high three touchdown passes including a 75-yard strike to Travis Rudolph in the first quarter...entered in reserve against NC State with FSU down 17-7 in the second quarter and responded by leading the Noles to 27 unanswered points en route to a 34-17 victory...went 18-of-28 for 231 yards and two touchdowns in the win over the Wolfpack...led the Noles to an impressive victory at Florida throwing for 160 yards and a touchdown in a 27-2 win...established career-highs for completions (22), attempts (44) and passing yards (392) against Houston in the Chick-fil-A Peach Bowl...was knocked out of the game against the Cougars early in the first quarter with an ankle injury and missed three drives before returning under center in the second quarter...threw multiple touchdown passes in four of his eight appearances...finished the year completing 10 passes of at least 30 yards or more, including four against Houston.

2014: Backup quarterback who appeared in four games...led FSU to a 23-17 overtime victory over No. 17 Clemson in his lone start in place of Jameis Winston...passed for 304 yards and a touchdown on 21-of-39 pass attempts...his 74-yard touchdown toss to Rashad Greene tied that game at 17-17 with 6:04 left in the fourth quarter...was just one of two players to pass for over 300 yards against the Tigers, who finished No. 1 in the nation in total defense and No. 2 in



pass defense in 2014...also appeared in games against The Citadel, Wake Forest and Oregon in the Rose Bowl.

2013: Appeared in nine games and threw a pass in three contests...on the season, completed 13-of-21 passes for 116 yards and two touchdowns for a passer rating of 120.69...had a completion percentage of 61.9 percent...moved into backup quarterback role following season-ending injury to Jacob Coker against Wake Forest in ninth game of the season...played the entire second half against Syracuse and completed 3-of-5 passes for 21 yards, including his first career touchdown, a 17-yard scoring pass to roommate Nick O'Leary...set or matched career highs in nearly every category going 9-of-14 for 84 yards and a touchdown versus Idaho.

2012: Redshirt season.

PERSONAL: One of the top pro-style quarterbacks in the country and New Jersey's top-rated quarterback in the 2012 class...a four-star prospect by ESPN and three-star QB by Rivals, Scout and 247Sports...ran a wing-T offense in high school which didn't allow for many passing opportunities...made the most of the ones he got displaying good arm strength, touch, the ability to change ball speeds and ability to consistently throw a catchable ball with accuracy to all three levels...gained varsity exposure as a freshman and led Seton Hall Prep to a 19-3 record as a sophomore and junior...completed 70 of 141 passes for 1,161 yards and 14 TDs as a junior, making third team All-Essex County for

CAREER STATS

MAGUIRE'S CAREER STATS

| YR. | G | COM | ATT | INT | YDS | TD | LG | PCT |
|------------|-----------|------------|------------|-----------|--------------|-----------|-----------|-------------|
| 2013 | 9 | 13 | 21 | 2 | 116 | 2 | 17 | 61.9 |
| 2014 | 4 | 25 | 49 | 2 | 339 | 1 | 74 | 51.0 |
| 2015 | 8 | 112 | 189 | 6 | 1520 | 11 | 75 | 59.3 |
| 2016 | 4 | 7 | 12 | 1 | 64 | 2 | 28 | 58.3 |
| TOT | 25 | 157 | 271 | 11 | 2,039 | 16 | 75 | 57.9 |

MAGUIRE'S CAREER HIGHS

| | |
|-------------|-------------------------------|
| Yards | 392, vs. Houston (Peach) 2015 |
| Completions | 23, Syracuse 2015 |
| Attempts | 44, vs. Houston (Peach) 2015 |
| Long | 75, Syracuse, 2015 |
| TD | 3, Syracuse, 2015 |
| Longest TD | 75, Syracuse 2015 |

The Star-Ledger... earned first team All Non-Public and first team All-Essex by The Star-Ledger after completing 74-of-154 passes for 1,183 yards, 12 TDs and 4 INTs as a senior... also named Super Essex Conference first team as a senior... finished his career at Seton Hall Prep completing 105-of-224 passes for 1,881 yards, 20 TDs and 6 INTs...named to the 2012 USA Football National Team (U19) for the 2012 International Bowl...ranked by ESPN as the No. 13 QB prospect nationally, No. 4 player in New Jersey and No. 18 player regionally...rated the No. 18 pro-style QB by 247Sports and No. 14 player in the state...No. 26 player in New Jersey by Rivals and No. 50 quarterback by Scout...selected Florida State over Alabama, Maryland and NC State...born March 11, 1994...majoring in social science.



WR | TRAVIS RUDOLPH | 15

6-1 | 192 | Junior
West Palm Beach, Fla. | Cardinal Newman

2016: Florida State's top receiver for a second-consecutive season, finished the season with 56 catches for 840 yards and seven receiving touchdowns...had a receiving touchdown in four consecutive games, the third Nole under Jimbo Fisher to do so...his seven receiving touchdowns tie his mark from 2015...added three catches for 33 yards in the Orange Bowl...left FSU with a streak of 35 games recording at least one catch...recorded his second career 200-yard receiving game against Wake Forest on Oct. 15, catching 13 balls for 238 yards (4th in FSU history)...one of just three players (Ron Sellers, Craphonso Thorpe) with multiple 200-yard receiving games in career...had a pair of touchdowns against Charleston Southern, recording seven catches for 105 yards, all in the first half...two-time ACC Receiver of the Week...his 19-yard touchdown catch at NC State with 3:09 remaining proved to be the game winner in FSU's 24-20 come-from-behind victory...has been FSU's top receiver in each of his two previous bowl games, catching six passes for 96 yards and a touchdown against Oregon in the 2015 Rose Bowl and seven passes for 201 yards and a 65-yard touchdown in the 2015 Peach Bowl...named a recipient of the Musial Award in 2016, given annually to athletes that exhibit exemplary sportsmanship...Rudolph's friendship with Bo Paske, a student with autism at a Tallahassee middle school that Rudolph met during a community outreach visit, spread across the country.

2015: Appeared in all 13 games making 11 starts in his second season at Florida State...finished his sophomore season leading the team in receptions (59), receiving yards (916) and touchdown receptions (7) - all single-season career bests...averaged a team-best 70.5 receiving yards per game...recorded the highest yards per catch at 15.5 among receivers with at least 10 catches...garnered second team All-ACC honors from the media and Honorable Mention accolades from the coaches...one of three Seminole receivers with at least 50 catches on the year - just the second time since 1990 that FSU has had at least three receivers register 50+ catches in a single-season...ranked third in the ACC in receiving yards and receiving yards per game, tied for fifth in touchdown receptions, sixth in receptions per game (4.5) and receptions and eighth in yards per catch...closed out the 2015 season in fine fashion against Houston in the Chick-fil-A Peach Bowl posting single-game career-highs for both receptions (7) and yards (201)...it marked the first 200-yard receiving game of his career and the most by a Seminole in a bowl game, surpassing the previous record of 195 yards set by Javon Walker against Virginia Tech in the 2002 Gator Bowl...the 201 receiving yards ranked as the 12th most in a single-game in FSU history...hauled in a 65-yard touchdown pass from Sean Maguire in the third quarter against the Cougars, the third longest in FSU bowl history...recorded his first career 100-yard game inside Doak Campbell Stadium against Syracuse - finished with five receptions for 191 yards and three touchdowns...became the first receiver with three touchdown receptions in a game since Kelvin Benjamin performed the feat at Florida in 2013...tallied 172 first-half receiving yards against Cuse



- most for FSU in a half since 2000...named ACC Receiver of the Week for his performance against the Orange...registered at least six receptions in five games (USF, Wake Forest, Clemson, NC State and Houston) on the year...was on the receiving end of the lone offensive touchdown in FSU's 14-0 victory at Boston College - caught a nine-yard pass from Everett Golson in the first quarter on FSU's opening drive...led the team in receptions five times including in four straight games to open the 2015 season (Texas State, USF, BC, Wake Forest)...led the team in receiving yards four times (USF, Syracuse, Clemson and Houston)...finished the year tied for the team lead with Kermit Whitfield for the most 100+ receiving games at two...named one of three Offensive MVPs and presented with the Community Service Award following the 2016 spring season.

2014: Lived up to the hype after entering Florida State as one of the top wide receiver prospects in the nation...developed into a No. 2 receiver as the season progressed and finished with 38 receptions for 555 yards and four touchdowns...captured Freshman All-America honors from Athlon Sports and Campus Insiders...led FSU with six receptions for 96 yards and an 18-yard third-quarter touchdown against Oregon in the Rose Bowl...first career reception was a 40-yard catch at NC State...had five catches for 40 yards in the ACC Championship Game...caught three balls for 48 yards versus Boston College...hauled in four passes for 65 yards at Miami...had a spectacular 68-yard touchdown catch as part of FSU's school-record 21-point comeback victory at Louisville...had six receptions for 80 yards and an 11-yard score versus Notre Dame...caught six passes for 46 yards at Syracuse...had four catches for 66 yards, including his first career touchdown reception - a 59-yard catch-and-run - versus Wake Forest...played in 13 games with six starts.

PERSONAL: Ranked the nation's No. 1 wide receiver prospect by Rivals in the 2014 recruiting class...five-star recruit by Rivals and 247Sports and a four-star prospect by ESPN...

CAREER STATS

| YR. | G | REC | YDS | AVG | TD | LG | AVG/G |
|------|----|-----|-------|------|----|----|-------|
| 2014 | 13 | 38 | 555 | 14.6 | 4 | 68 | 42.7 |
| 2015 | 13 | 59 | 916 | 15.5 | 7 | 75 | 70.5 |
| 2016 | 13 | 56 | 840 | 15.0 | 7 | 58 | 64.6 |
| TOT | 39 | 153 | 2,311 | 15.1 | 18 | 58 | 59.8 |

RUDOLPH'S CAREER HIGHS

| | |
|------------------|----------------------|
| Receptions | 13, Wake Forest 2016 |
| Yards | 238 Wake Forest 2016 |
| TD | 3, Syracuse 2015 |
| Longest TD Catch | 75, Syracuse 2015 |

rated top player in Florida (No. 11 player overall) by Rivals...ranked the nation's second-best wide receiver and the No. 2 player in Florida by 247Sports (No. 23 overall)...rated sixth-best wide receiver in the nation and No. 9 Florida prospect by ESPN (No. 40 overall)...played in the Under Armour All-America Game with the nation's best talent...had a game-high 48 yards on four catches, including an 11-yard touchdown...MaxPreps Second Team All-American...PrepStar Magazine's No. 11 wide receiver and No. 76 overall prospect...No. 2 recruit in Palm Beach area on PBGame-time's Class of 2014 Big Board...Palm Beach Post Small Schools Offensive Player of the Year and Sun Sentinel Class 5A-4A-3A-2A Player of the Year...American Family Insurance All-USA Florida First Team...Class 3A All-State First Team in 2013 and 2011...Class 3A All-State Second Team in 2012...caught 63 passes for school records of 1,237 yards and 15 touchdown receptions in 2013...added four interceptions on defense...led Cardinal Newman to an 8-4 record, the regional finals and first district title since 2004...named the Lou Groza Awards High School Player of the Year...had 833 total yards of offense and scored 17 total touchdowns as a junior despite missing three games with an injury...tallied 40 receptions for 625 yards and scored 12 touchdowns as a sophomore...scored 15 touchdowns as a freshman...also competed in track and field...coached at Cardinal Newman by Steve Walsh, former star quarterback at the University of Miami and NFL veteran...chose FSU over Alabama, Auburn, Miami and Ohio State...born September 15, 1995...majoring in social science.

2016 HONORS

- ALL-ACC SECOND TEAM (MEDIA & COACHES)
- TWO-TIME ACC RECEIVER OF THE WEEK
- MUSIAL AWARD

2015 HONORS

- ALL-ACC SECOND TEAM (MEDIA)
- ALL-ACC HONORABLE MENTION (COACHES)

2014 HONORS

- ALL-FRESHMAN TEAM HONORABLE MENTION (ATHLON SPORTS, CAMPUS INSIDERS)
- ACC ACADEMIC HONOR ROLL



FB | FREDDIE STEVENSON | 23

6-1 | 241 | Senior
Bartow, Fla. | Bartow

2016: Finished his final season in Tallahassee with 13 carries for 95 yards (6.9 per rush) and four rushing touchdowns...his six-yard touchdown reception against Boston College was his only catch of the year...had a career-long run of 38 yards against No. 3 Clemson while adding a 27-yard touchdown run against No. 15 Florida...the first four touchdowns of his career, including three in 2016, were from one yard out...caught his touchdown against BC from fellow senior Sean Maguire on Senior Day...had two rushing touchdowns against USF, the first FSU fullback with multiple touchdowns since Lonnie Pryor in the 2013 Orange Bowl...entered 2016 with two career touchdowns (one rushing, one receiving) and 12 total rushes...selected to play in the Reese's Senior Bowl.

2015: Made 12 appearances with 10 starts all coming at the fullback position...helped pave the way for Dalvin Cook's record setting, single-season performance for rushing yards (1,691) and all-purpose yards (1,935), while collecting 19 rushing touchdowns...Seminoles finished the year averaging 31.7 points per game (4th in the ACC) and 424.0 yards per game (4th in the ACC)...key protector of FSU's quarterbacks that ranked fourth in the ACC in pass offense (255.8 yards/game) and third in pass efficiency (142.7) and completion percentage (63.0)...was instrumental in FSU's blocking package all season long as the Seminole ranked 17th nationally, third in the ACC, in yards per carry (5.25) and 18th nationally, third in the ACC, in red zone conversion rate (89.13)...tallied nine rushing yards on three carries during his junior season...carried the ball against Texas State, Boston College and Miami with his longest rush of six yards coming in the season opener against the Bobcats...recorded nine receptions for 64 yards on the year good for 7.1 yards/catch...posted multiple catches against Louisville and Georgia Tech...season-long reception of 17 yards came against the Cardinals...finished the season with a 13-yard reception against Houston in the Chick-fil-A Peach Bowl...fielded two kickoffs on the year with the first coming against USF...returned the second kickoff 18 yards at Wake Forest.

2014: Appeared in all 14 games with seven starts in his first year as FSU's fullback...paved the way for Dalvin Cook to set the FSU freshman record for rushing yards (1,008) and also opened up holes for senior Karlos Williams to total 689 yards on the ground...integral part of FSU's offense that averaged 33.7 points and 441.4 yards per game...had seven receptions for 72 yards and one score...his first career touchdown catch went for 35 yards with 2:11 left in the



fourth quarter that sealed FSU's 42-31 victory at Louisville - the biggest comeback win in school history...added one rush for no gain in 2014.

2013: True freshman appeared in games as a backup fullback and on special teams...tallied eight carries for 33 yards (4.1 ypc) and one touchdown...ran for 10 yards and a 1-yard touchdown on three carries versus Nevada...had two carries for 10 yards versus Maryland, two totes for seven yards versus Idaho and one rush for six yards against Duke in the ACC Championship Game.

PERSONAL: Entered FSU as a linebacker and enrolled at FSU in January of 2013...attended Bartow High, the same school that produced long-time Seminole assistant coach Odell Haggins...called a sure tackler who reportedly excelled in run support both inside and outside...earned a four-star ranking from PrepStar, Rivals and 247Sports...Stevenson led Bartow with 83 tackles as a senior, including six tackles for loss, four of which were sacks...chose the Seminole from a fine list of offers including Penn State, Louisville, Texas A&M and West Virginia...a strong student who also had offers from Duke and Vanderbilt...born April 12, 1995...majoring in social science.

CAREER STATS

STEVENSON'S CAREER STATS RUSHING

| YR. | G | RUSH | YDS | AVG | TD | LG | AVG/G |
|------|----|------|-----|-----|----|----|-------|
| 2013 | 12 | 8 | 33 | 4.1 | 1 | 10 | 2.8 |
| 2014 | 14 | 1 | 0 | 0.0 | 0 | 0 | 0.0 |
| 2015 | 12 | 3 | 9 | 3.0 | 0 | 6 | 0.8 |
| 2016 | 12 | 13 | 90 | 6.9 | 4 | 38 | 7.5 |
| TOT | 50 | 25 | 132 | 5.2 | 5 | 38 | 2.6 |

STEVENSON'S CAREER HIGHS

| | |
|--------------|------------------|
| Rushes | 5 at USF 2016 |
| Yards | 41, Clemson 2016 |
| Longest Rush | 38 Clemson 2016 |
| Longest TD | 27, Florida 2016 |

STEVENSON'S CAREER HIGHS RECEIVING

| YR. | G | REC | YDS | AVG | TD | LG | AVG/G |
|------|----|-----|-----|------|----|----|-------|
| 2013 | 12 | 2 | 18 | 9.0 | 0 | 10 | 1.5 |
| 2014 | 14 | 7 | 72 | 10.3 | 1 | 35 | 5.1 |
| 2015 | 12 | 9 | 64 | 7.1 | 0 | 17 | 5.3 |
| 2016 | 12 | 1 | 6 | 6.0 | 1 | 6 | 0.5 |
| TOT | 50 | 19 | 160 | 8.42 | 2 | 35 | 3.2 |



DE | DEMARCUS WALKER | 44

6-4 | 280 | Senior
Jacksonville, Fla. | Sandalwood

2016: Cemented his place as one of the top defenders in Florida State history, finishing the season with 68 tackles, 21.5 tackles for loss, 16 sacks, 3 forced fumbles, 2 fumble recoveries and a blocked extra point (at Miami)...capped his career with four TFLs including one sack in the victory over No. 6 Michigan in the Orange Bowl...was named the ACC Defensive Player of the Year...the consensus All-American began the season with 4.5 sacks, all in the second half, on Labor Day against No. 11 Ole Miss in Orlando, earning National Player of the Week honors from multiple outlets... had double-digit tackles in consecutive games against No. 3 Clemson and NC State...as part of a senior class that went undefeated against long-time rivals Miami and Florida (4-0 against each), he saved his best performances of the year for both teams...against Miami, combined on a TFL and blocked the extra point in the final minutes that would have tied the game, leading to FSU's 20-19 victory over the Hurricanes...against Florida in the season finale, continually applied pressure to quarterback Austin Appleby, finishing with 2.0 sacks and an additional quarterback hurry...also recovered two fumbles against the Gators, the first two recovered fumbles of his career and the first two FR game for a Nole since Xavier Rhodes also had two against the Gators in 2010...tallied multiple sacks in five different games this season (Ole Miss, Wake Forest, NC State, Syracuse,



and Florida)...his 16.0 sacks was the second highest in the nation and third most in single-season history at FSU...his 21.5 TFL this year are tied for third in single-season history... ranks third in career sacks (28.5) and is third in TFLs (45)... one of five defenders to start all 13 games this season.

2015: Put together his finest season as a Seminole after starting all 13 games at defensive end...established single-season career-highs for tackles (58), TFL (15.5), sacks (10.5), pass breakups (5) and forced fumbles (4)...registered his first career interception at the Chick-fil-A Peach Bowl and closed out the regular season blocking his first career kick on a fourth quarter field goal attempt by the Gators in Gainesville...earned All-ACC second team honors from the media and third team accolades from the coaches as a junior...his 10.5 sacks were the most for an FSU player since 2012 and tied for fifth in the ACC...his 15.5 TFLs tied for the eighth most in the league, while his four forced fumbles tied for the conference lead...finished his junior campaign on a high note posting 22 tackles in his last two games including a career-high 13 against Houston in the Chick-fil-A Peach Bowl...in FSU's 27-2 victory at Florida, tallied a then career-high nine tackles, 3.5 TFLs and 2.5 sacks, while forcing a fumble and blocking a kick...the blocked kick was the first by a Seminole since 2010...was named ACC De-

fensive Lineman of the Week twice in 2015 after pacing the Seminoles to victories over Miami and Florida...dating back to his sophomore season has made 20 consecutive starts - the longest active streak by a Seminole entering 2016... four-time game captain (Boston College, Georgia Tech, NC State and Houston)...was named the team's Defensive MVP, along with Jalen Ramsey, at the end of the year banquet and one of four permanent captains in 2015...named Defensive

2016 HONORS

- CONSENSUS ALL-AMERICAN
- ACC DEFENSIVE PLAYER OF THE YEAR
- FIRST TEAM ALL-ACC (MEDIA & COACHES)
- HENDRICK'S AWARD FINALIST
- LOMBARDI AWARD SEMIFINALIST
- TWO-TIME ACC DEFENSIVE LINEMAN OF THE WEEK
- CBS PLAYER OF THE WEEK (SEPT. 5)
- BEDNARIK AWARD PLAYER OF THE WEEK (SEPT. 5)
- MID-SEASON ALL-AMERICAN (SI)

2015 HONORS

- ALL-ACC SECOND TEAM (MEDIA)
- ALL-ACC THIRD TEAM (COACHES)

CAREER STATS

| YR. | G | UA | A | TOT | TFL-YDS | PBU | FF | BLK | INT | SACKS |
|------|----|-----|----|-----|----------|-----|----|-----|-----|----------|
| 2013 | 12 | 9 | 9 | 18 | 2.0-9 | 0 | 0 | 0 | 0 | 1.0-7 |
| 2014 | 14 | 27 | 11 | 38 | 6.0-18 | 0 | 1 | 0 | 0 | 1.0-6 |
| 2015 | 13 | 26 | 32 | 58 | 15.5-65 | 5 | 4 | 1 | 1 | 10.5-58 |
| 2016 | 13 | 46 | 22 | 68 | 21.5-134 | 2 | 3 | 1 | 0 | 16.0-118 |
| TOT | 52 | 108 | 74 | 182 | 45-226 | 7 | 8 | 2 | 1 | 28.5-189 |

WALKER'S CAREER HIGHS

| | |
|-------------------|--|
| Tackles | 13, vs Houston (Peach) 2015 |
| Tackles for Loss | 4.5 vs. Ole Miss 2016 |
| Sacks | 4.5 vs. Ole Miss 2016 |
| Forced Fumbles | 1 (eight times) last North Carolina 2016 |
| Fumbles Recovered | 2, Florida 2016 |
| Blocks | 1 (twice), last at Miami 2016 |

MVP and Hinesman Team MVP along with fellow defensive teammate Derwin James following the 2016 spring season.

2014: Sophomore defensive end who made great strides from his first to his second year...played in all 14 games and made 11 starts, including the final seven games...boasted 38 tackles on the year, including 27 solo stops...had the second-most tackles of any Seminole defensive lineman...his six tackles for loss ranked fifth on the team...career-best six tackles, including one TFL, came in home finale against Florida...had five solo tackles in win at Miami...opened season with four stops versus Oklahoma State...had a tackle for loss in three straight games (The Citadel, Clemson and NC State)...registered three solo tackles, one TFL and a forced fumble versus The Citadel...had five tackles, including one TFL, against Clemson...totaled four stops with a TFL at NC State...made three tackles against Georgia Tech in the ACC Championship Game...finished with two tackles versus Oregon in the Rose Bowl.



2013: Started three games (Pitt, BCU and BC) and played in 12 as a true freshman defensive end...made his first career start at Pitt on Sept. 2...had three stops against Bethune-Cookman...set a new career high with four tackles against NC State...posted three tackles against Syracuse...recorded two tackles, both for a loss and included a sack (both

career highs), against Idaho...finished rookie campaign with 18 tackles, including 2.0 tackles for loss and a sack, and also totaled three quarterback hurries.

PERSONAL: Consensus four-star recruit in the 2013 recruiting class who was committed to Alabama before enrolling at Florida State in the spring of 2013...US Army All-American...invited to "The Opening" on the Nike campus...247Sports 38th-ranked player in the nation...member of the ESPN 150 (No. 40)...Rivals 100 member (No. 57)...PrepStar Top 150 Dream Team (No. 38)...ranked as one of the top five defensive tackle prospects in the nation by Rivals, ESPN and 247Sports...Scout.com listed Walker as the No. 7 defensive tackle in the 2013 class and PrepStar had him one spot higher at No. 6...listed as the sixth-best player in Florida by Rivals, the eighth-best by 247Sports and the 11th-best by ESPN...Florida Times-Union Super 11 and Super 24 selection...Second-Team AP All-State in 2012...named AP All-State First Team in 2011 and First Team All-Area by the Florida Times-Union after registering 14 sacks and 24 TFL as a junior...had a vertical of 31 inches and a 40 time of 5.04 according to Rivals...chose FSU over offers from Alabama, Auburn, Florida, Miami and USC among others...born September 30, 1994...majoring in social science.





DB | MARQUEZ WHITE | 27

6-0 | 184 | Senior
Dothan, Ala. | Northview

2016: One of five defenders to start all 13 games in 2016 and has started 26 straight games...had 25 tackles, 2.0 TFL and six passes defended (2 INT, 4 PBU) on the year... had interceptions in consecutive weeks against Wake Forest and Clemson (against Heisman Trophy-finalist Deshaun Watson)...had a TFL against Boston College and Florida... also added a pair of pass breakups against the Gators... added three tackles and one PBU against No. 6 Michigan... one of six permanent captains named at the end-of-year banquet...was selected to play in the Reese's Senior Bowl.

2015: Started all 13 games at cornerback (first starts of his career), finishing with 25 tackles (20 solo), 2.0 TFL, two pass break-ups and an interception...ranked second in the ACC in terms of completions-per-target at 32.1 percent (STATS LLC)...was targeted only seven percent of the throws by opposing quarterbacks - making him one of the most respected cornerbacks in the country...notched the first FSU interception of the season in the end zone against USF to prevent a score...finished the year as one of 13 Seminoles with multiple TFLs, with one coming in each of the first two games against Texas State and USF...notched two tackles as well as a pass defended in the Chick-fil-A Peach Bowl against Houston...set a season-high three tackles against Texas State, Wake Forest and at No. 1 Clemson...was an integral member of a Seminole secondary that finished in

top-15 in pass efficiency defense and top-25 in passing yards allowed.

2014: Athletic and quick reserve cornerback who appeared in 12 games and made three tackles...valuable special teams contributor...made one stop against Oklahoma State in the season opener...had two tackles versus Wake Forest.

2013-14 FSU Basketball: Joined Florida State head coach Leonard Hamilton's men's basketball squad on Jan. 12 - just six days after playing in the BCS National Championship... the backup guard appeared in six games, including the NIT Semifinals versus Minnesota at Madison Square Garden... drilled the first shot of his career - a 3-pointer - in a 70-50 win over Virginia Tech in his first career game on Feb. 5.

2013: True freshman defensive back who appeared in 13 games, including the BCS National Championship Game against Auburn...finished season with 12 tackles...recorded two tackles at Clemson...set a new career high with four tackles and recorded his first TFL against NC State...intercepted his first career pass and added a tackle at Wake Forest...saw significant action on special teams on the punt coverage and kick return coverage units.

CAREER STATS

| YR. | G | UA | A | TOT | TFL-YDS | PBU | FF | FR | INT | SACKS |
|------|----|-----|----|-----|---------|-----|----|----|-----|----------|
| 2013 | 13 | 8 | 4 | 12 | 1.0-1 | 0 | 0 | 0 | 1 | 0.0-0 |
| 2014 | 12 | 2 | 1 | 3 | 0.0-0 | 0 | 0 | 0 | 0 | 0.0-0 |
| 2015 | 13 | 20 | 5 | 25 | 2.0-8 | 2 | 0 | 0 | 1 | 0.0-0 |
| 2016 | 13 | 19 | 6 | 25 | 2.0-3 | 4 | 0 | 0 | 2 | 0.0-0 |
| TOT | 52 | 108 | 74 | 182 | 45-226 | 7 | 8 | 2 | 1 | 28.5-189 |

WHITE'S CAREER HIGHS

| | |
|------------------|------------------------------------|
| Tackles | 12, Boston College 2014 |
| Tackles for Loss | 1.0 (Five Times) last Florida 2015 |
| Interceptions | 1 (four times), last Clemson 2016 |

PERSONAL: Member of the ESPN 300 (No. 158) for the 2013 recruiting class...PrepStar Top 300 All-American...a four-star recruit according to Rivals and 247Sports... named a top 15 recruit in the state of Alabama according to ESPN (No. 7), 247Sports (No. 13) and AL.com (No. 14)... rated the nation's fourth-best corner by PrepStar, the 17th-best corner by ESPN, No. 28 by Rivals and No. 44 by Scout.com...247Sports listed White as the nation's No. 19 athlete...Rivals listed White as the 10th-best player in Alabama...selected to participate in the 2012 Alabama-Mississippi All-Star Classic...led the Alabama team in tackles in the All-Star Classic...clocked at 4.5 in the 40-yard dash... recorded 39 tackles, three interceptions, forced a fumble, recovered a fumble and broke up nine passes as a senior... scored four touchdowns via receptions and returns...averaged 19.3 points, 10.3 rebounds and 4.5 assists per game for the Northview basketball team...committed to the Seminoles on Christmas Eve over offers from Alabama, Ole Miss, Auburn and Minnesota among others...born October 29, 1994...majoring in social science.





WR | KERMIT WHITFIELD | 8

5-8 | 182 | Senior
Orlando, Fla. | Jones

2016: Finished the season ranked second on the team with 1,069 all-purpose yards (395 receiving, 79 rushing, 595 on kick returns)...second on the team with 34 receptions for 395 yards, including a long of 28...grabbed one catch for 23 yards in the victory over No. 6 Michigan...had one receiving touchdown, a 20-yarder against No. 10 Miami that gave FSU the lead and was the first time Miami had trailed all season...had a rushing touchdown in the season opener against Ole Miss, a three-yard sweep...his 2,386 kick return yards are the fifth most in ACC history and fourth nationally among current Power 5 players...set a career high with 133 return yards against Louisville and had 128 the following week against USF, including a season-long of 53.

2015: Appeared in all 13 games making five starts including his first career start in the season opener against Texas State... finished second on the team in receiving yards (798) and touchdown receptions (6) and third in catches with 57 - all single-season career bests...averaged 61.4 receiving yards per game...recorded 14.0 yards per catch - second highest average on the team among receivers with at least 10 catches...was FSU's top kickoff returner finishing the year with 507 yards on 19 returns good for an average of 26.7 yards per return...ranked second on the team in total all-purpose yards (1,334) and all-purpose yards per game (102.6)...garnered second team All-ACC honors as a wide receiver from both the media and coaches... earned third team All-ACC honors as a special teams player by the coaches and honorable mention accolades from the media...one of three Seminole receivers with at least 50 catches on the year - just the second time since 1990 that FSU has had at least three receivers register 50+ catches in a single-season...ranked fifth in the ACC in receiving yards, seventh in receiving yards per game, tied for eighth in touchdown receptions, eighth in receptions and all-purpose yards per game and ninth in receptions per game (4.4)...finished the year tied for the team lead with Travis Rudolph for the most 100+ receiving games at two...posted 172 receiving yards vs. Louisville and 117 yards vs. NC State...posted back-to-back two touchdown games (NC State and Chattanooga) and was the only receiver with multiple 2+ receiving TD games in 2015 - first receiver to perform the feat since Kelvin Benjamin in 2013 had three straight games with multiple touchdown catches...tallied career-high catches in two straight games with nine receptions against Miami and Louisville...recorded a career-high 172 yards receiving against the Cardinals including a 70-yard touchdown catch...wrapped up the season with four catches for 56 yards against Houston in the Chick-fil-A Peach Bowl...led the team in receptions five times including a string of three straight (Miami, Louisville and Georgia Tech)...led the team in receiving yards seven times (Boston College, Miami, Louisville, Georgia Tech, NC State, Chattanooga and Florida)...ranked among the league leaders in average yards per kickoff return (4th) and total kickoff return yards (7th)...finished 17th nationally in average kickoff return yards...tallied 50+ yd kick returns in three



games: 59-Texas State; 56-USF; 57-Wake Forest...surpassed Michael Ray Garvin as FSU's all-time kickoff return leader after registering 86 yards on four kickoff returns against Houston in the Chick-fil-A Peach Bowl...has tallied 1,791 career kickoff return yards on 68 attempts...his 26.3 yards per return sits as the highest average in school history among players with at least 30 returns...sits third all-time at FSU in kickoff returns...one of four Noles with two career kickoff returns for a touchdown (E. McMillan, T. Vanover, T.K. Wetherell)...recorded a season-best four kickoff returns three times (at Wake Forest, at Clemson and in Atlanta against Houston) including 111 return yards against the Deacs.

2014: Wide receiver and kick returner who appeared in all 14 games...had 11 receptions for 145 yards and three carries for 40 yards...led FSU with 665 yards on 32 kick returns...his second-half performance at Miami - three catches for 60 yards - was essential to FSU's 30-26 come-from-behind victory...had two grabs for 26 yards at NC State...opened the season with three receptions for 30 yards against Oklahoma State in the Cowboys Classic...rushed twice for 33 yards, including a 21-yard run, versus The Citadel...was on the Paul Hornung Watch List given to the nation's most versatile player.

2013: Dazzling freshman who was arguably the fastest player in the nation with the ball in his hands...led the nation in kick return average (36.4), breaking a 59-year-old ACC record in the process...mark also set FSU record and ranks as the seventh-best single season average in college football history...led nation by over six yards over second-ranked Ty Montgomery of Stanford (30.4)... returned a kickoff 100 yards for a touchdown in the BCS National Championship Game, racing down the sideline to score with 6:24 remaining in the contest to give Florida State its first lead - 27-24 - since the first quarter...also had a 97-yard kickoff return score at Wake Forest in which he powered through a face-mask from a Demon Deacon defender...his return touchdown against Wake Forest was the first FSU kickoff return for a score since 2008... named ACC Specialist of the Week following the Wake Forest performance...six of his 17 returns went for at least 40 yards... totaled 818 all-purpose yards on 25 touches for an incredible 32.8 yards per touch average...nine of his 25 touches went for 40+ yards...his first ever rushing carry was a 31-yard touchdown against NC State...his second career carry was a 74-yard score versus Syracuse...had three carries for 110 yards (36.7 ypc) and two touchdowns...tallied five receptions for 89 yards...caught

CAREER STATS

WHITFIELD'S CAREER STATS RECEIVING

| YR. | G | REC | YDS | AVG | TD | LG | AVG/G |
|------|----|-----|-------|------|----|----|-------|
| 2013 | 14 | 5 | 89 | 17.8 | 0 | 42 | 6.4 |
| 2014 | 14 | 11 | 145 | 13.2 | 0 | 29 | 10.4 |
| 2015 | 13 | 57 | 798 | 14.0 | 6 | 70 | 61.4 |
| 2016 | 13 | 34 | 395 | 11.6 | 1 | 28 | 30.4 |
| TOT | 54 | 107 | 1,427 | 13.3 | 7 | 74 | 26.4 |

WHITFIELD'S CAREER STATS RUSHING

| YR. | G | RUSH | YDS | AVG | TD | LG | AVG/G |
|------|----|------|-----|-------|----|----|-------|
| 2013 | 14 | 3 | 110 | 36.7 | 2 | 74 | 7.9 |
| 2014 | 14 | 3 | 40 | 13.3 | 0 | 21 | 2.9 |
| 2015 | 13 | 5 | 29 | 5.8 | 0 | 15 | 2.2 |
| 2016 | 13 | 8 | 79 | 9.9 | 1 | 21 | 6.6 |
| TOT | 54 | 19 | 258 | 13.58 | 3 | 74 | 4.7 |

WHITFIELD'S CAREER STATS KICK RETURNS

| YR. | G | RET | YDS | AVG | TD | LG | AVG/G |
|------|----|-----|-------|------|----|-----|-------|
| 2013 | 14 | 17 | 619 | 36.4 | 2 | 100 | 44.2 |
| 2014 | 14 | 32 | 665 | 20.8 | 0 | 35 | 47.7 |
| 2015 | 13 | 19 | 507 | 26.7 | 0 | 59 | 39.0 |
| 2016 | 13 | 26 | 595 | 22.9 | 0 | 53 | 45.7 |
| TOT | 54 | 94 | 2,386 | 25.3 | 0 | 100 | 45.1 |

WHITFIELD'S CAREER HIGHS RECEIVING

| | |
|------------------|------------------------------------|
| Receptions | 9 (twice), last Louisville 2015 |
| Yards | 172, Louisville, 2015 |
| Longest Catch | 70, Louisville, 2015 |
| TD | 2, (twice), last Chattanooga, 2015 |
| Longest TD Catch | 70, Louisville, 2015 |

WHITFIELD'S CAREER HIGHS RUSHING

| | |
|-----------------|---|
| Returns | 2 (five times), last Florida 2016 |
| Yards | 74, Syracuse, 2013 |
| Longest Rush | 74, Syracuse, 2013 |
| TD | 1 (three times), last vs. Ole Miss 2016 |
| Longest TD Rush | 74, Syracuse, 2013 |

WHITFIELD'S CAREER HIGHS KICK RETURNS

| | |
|----------------|---|
| Returns | 6 (twice), last at Louisville 2016 |
| Yards | 133, at Louisville 2016 |
| Longest Return | 100 vs. Auburn (14 BCS Championship) 2013 |
| TD | 100 vs. Auburn (14 BCS Championship) 2013 |

one pass for 42 yards against Bethune-Cookman...returned a kickoff 44 yards versus Duke in the ACC Championship Game... had a 58-yard kickoff return against Idaho and a 43-yard return at then-No. 3 Clemson...added a 41-yard return against Bethune-Cookman.

PERSONAL: One of the fastest high school players in the nation in the 2013 class, Whitfield was clocked at 4.37 in the 40-yard dash, which was the fastest recorded among athletes in the ESPN database that year...explosive player on the edge who easily separates from defenders...also excelled as a return specialist at Orlando Jones...caught 38 passes for 520 yards and four touchdowns as a senior, helping Jones reach the second round of the 4A state football playoffs in 2012...held a four-star ranking from ESPN, Rivals and 247Sports and a three-star mark from Scout and PrepStar...he is the cousin of former FSU WR Marvin Bracy, who also ran track for the Noles...Whitfield was the Florida 3A state champion in the 100 and 200 and has a personal-best 100 time of 10.21...he also won the adidas Dream 100 race in New York in 2012 against the nation's top high school sprinters...committed to FSU in August 2012 and stayed firm, despite offers from Florida, Clemson, Miami, Ohio State, Texas A&M, South Carolina and West Virginia...born October 8, 1993...majoring in social science.

2015 HONORS

- ALL-ACC SECOND TEAM WR (MEDIA & COACHES)
- ALL-ACC THIRD TEAM - SP (COACHES)
- ALL-ACC HONORABLE MENTION - SP (MEDIA)



WR | JESUS WILSON | 8

5-10 | 184 | Senior
Miami, Fla. | Christopher Columbus

2016: Despite missing the final five games after suffering a season-ending foot injury, finished the regular season tied for third on the team with 30 receptions and fifth with 390 yards...added 155 yards on nine punt returns for a 17.2 average that ranked in the Top 10 nationally at the time of his injury...had one receiving touchdown in FSU's win at USF...had the first of his two 100-yard receiving games in the season opener, going for a career high 125 yards on a career best nine receptions...also had 120 yards against North Carolina on Oct. 1...against Charleston Southern, his 89-yard punt return touchdown is the third longest in FSU history, the third longest in the country this season and the first punt return touchdown for the Noles since Tyler Hunter had one against Duke in 2012...finishes his Seminole career with 133 receptions, good for 11th most all-time at FSU...his 58 catches in 2015 are tied for 20th in single-season history.

2015: Only Seminole receiver to start all 13 games...tied for the longest start streak on offense at 18 games with Rod Johnson...21 career starts leads all Seminole offensive players...has caught a pass in 14 straight games - longest active streak on the team...finished his junior campaign ranked second in receptions (58) and third in receiving yards (622) and touchdown receptions (3)...established single-season career-highs for receptions, yards and yards per game (47.8)...averaged 10.7 yards per reception...one of three Seminole receivers with at least 50 catches on the year - just the second time since 1990 that FSU has had at least three receivers register 50+ catches in a single-season...ranked in the ACC in receptions (7th) and receptions/game (4.5 - 8th)...wrapped up the 2015 season with a career-high eight receptions against Houston in the Chick-fil-A Peach Bowl...finished the game with 68 receiving yards and one touchdown...led the team in receptions five times including three of the last four games (NC State, Florida and Houston)...led the team in receiving yards with 77 at Wake Forest...posted four or more catches in eight games...led the Noles with seven catches in a win over NC State...finished with a season-high 78 receiving yards against the Wolfpack...tallied a game-high five catches for 38 yards in a win at Florida...notched his career-long reception of 51 yards at Wake Forest...touchdown receptions came against Texas State, USF and Houston...led the team with 26 punt returns for 111 yards - good for an average of 4.3 yards per return...fielded a season-high six punts against USF for 40 yards including a game-high 18-yard return...also had four punt returns at Boston College



and against NC State...posted a season-long 21-yard return against the Wolfpack...finished the year ranked fourth in the ACC in punt returns and fifth in punt return average...ranked fourth on the team in all-purpose yards with 744 yards and 57.2 yards per game.

2014: Stepped up in his second year, making seven starts...ranked third on FSU in receptions (42) and touchdown catches (4) and fourth in receiving yards (527)...also returned kicks and punts last season...averaged 9.5 yards per punt return (2-19) and a team-best 22.8 yards per kick return (10-228)...had six receptions for 109 yards and two touchdowns at NC State...scores went for 32 yards and 15 yards against the Wolfpack...scored his first career touchdown on a 12-yard pass from Jameis Winston versus The Citadel...had five receptions for 72 yards against Oregon in the Rose Bowl...caught five balls for 46 yards against Virginia...tallied four receptions for 45 yards versus Notre Dame...had four receptions for 22 yards and a seven-yard touchdown at Syracuse in his first career start...made four catches for 40 yards versus Wake Forest...totaled four receptions for 56 yards, including a 36-yard catch versus Clemson.

2013: Backup wide receiver and punt returner...had three receptions for 23 yards and eight punt returns for 89 yards...returned two punts for 36 yards against Maryland - including a career-long 28-yard return which helped set up the final score of the game.

PERSONAL: A four-star prospect in the 2013 recruiting entering FSU according to ESPN...received three stars from Rivals, Scout and 247Sports...scouting services were mixed on where to peg Wilson among receivers with ratings rang-

CAREER STATS

WILSON'S CAREER STATS RECEIVING

| YR. | G | REC | YDS | AVG | TD | LG | AVG/G |
|------|----|-----|------|-------|----|----|-------|
| 2013 | 13 | 3 | 23 | 7.7 | 0 | 11 | 1.8 |
| 2014 | 13 | 42 | 527 | 12.5 | 4 | 39 | 40.5 |
| 2015 | 13 | 58 | 622 | 10.7 | 3 | 51 | 47.8 |
| 2016 | 7 | 30 | 390 | 13.0 | 1 | 34 | 55.7 |
| TOT | 46 | 133 | 1562 | 11.74 | 8 | 51 | 33.9 |

WILSON'S CAREER HIGHS RECEIVING

| | |
|------------------|-------------------------|
| Receptions | 9, vs. Ole Miss 2016 |
| Yards | 125, vs. Ole Miss 2016 |
| Longest Catch | 51, at Wake Forest 2015 |
| TD | 2, at NC State 2014 |
| Longest TD Catch | 32, at NC State 2014 |

WILSON'S CAREER PUNT RETURN STATS

| YR. | G | RET | YDS | AVG | TD | LG | AVG/G |
|------|----|-----|-----|------|----|----|-------|
| 2013 | 13 | 8 | 89 | 11.1 | 0 | 28 | 6.8 |
| 2014 | 13 | 2 | 19 | 9.5 | 0 | 13 | 1.5 |
| 2015 | 13 | 26 | 111 | 4.3 | 0 | 21 | 8.5 |
| 2016 | 7 | 9 | 155 | 17.2 | 1 | 89 | 22.1 |
| TOT | 46 | 45 | 374 | 8.31 | 1 | 89 | 8.1 |

WILSON'S CAREER HIGH PUNT RETURN

| | |
|-------------------|------------------------------|
| Returns | 6, USF 2015 |
| Yards | 89, Charleston Southern 2016 |
| Longest Return | 89, Charleston Southern 2016 |
| Longest Return TD | 89, Charleston Southern 2016 |

ing from No. 23 to No. 148...Rivals listed Wilson as the 23rd-best athlete while he was at No. 56 on the 247Sports list as a WR, No. 62 on ESPN's rankings and No. 148 according to Scout, both listing him as a receiver as well...combined to score 10 TDs as a senior...seven came on receptions and three on the ground...hauled in 26 passes for 524 yards...described as lightning quick, diminutive and tough by ESPN scouts...expected to play in the slot at FSU...chose the Seminoles over Oklahoma State, West Virginia, Ole Miss, USF and UCF among others...nickname: "Bobo"...born January 25, 1995...majoring in social science.



RB | STEVEN WILLIAMS | 32

5-8 | 161 | Redshirt Senior

Naples, Fla. | Naples | Tallahassee CC

P | CASON BEATTY | 38

5-8 | 161

Charlotte, N.C. | Olympic | Florida State

2015: Averaged a career-best and ACC leading 45.2 yards per punt...finished his senior season ranked 12th nationally in punting...recorded 2,756 yards on 61 punts - both career-bests...his average of 45.18 stands as the fifth best single-season average in Florida State history...nailed a career-best 23 punts of 50 yards or more...tied a career-high with 23 punts inside the 20...a total of 22 punts went for fair catches, while just four went for touchbacks...connected on a season long punt of 64 yards against Syracuse...finished the year with three punts of 60+ yards...did not have a punt blocked for the third consecutive year...was a watch list candidate for the Ray Guy Award and a nominee for the Wuerffel Trophy Award...constantly flipped field position in 14-0 win at Boston College, booting five kicks of 50+, the first FSU kicker to do that since 1981...had a 52.3 average at BC, the best of his career, and put four of final five punts inside the BC 16...had an outstanding performance against Houston in the Chick-fil-A Peach Bowl...averaged 51.5 yards on six punts...recorded a long of 55 yards three times... finished with five punts of 50 yards or more in the bowl game to tie a season-high...three of the six punts against the Cougars were downed inside the 20 and one went for



a touchback...averaged over 50 yards per punt three times in 2015 (at Boston College, at Georgia Tech and vs. Houston in Atlanta)...finished his Florida State career ranked third in total punts (198), third in punting yards (8,245) and seventh in yards per punt (41.64)...was the starting punter for all 55 games over his four-year career...served as the holder for Roberto Aguayo for three straight seasons - covering 276 total kicks (78 field goals and 198 PATs)...helped Aguayo go 49-for-49 on extra point attempts and 21-for-26 in field goals en route to first team All-American honors in 2015... was named the team's Special Teams MVP at the end of the year banquet.

2014: In his third year as the Seminoles' starting punter, Beatty had the best season of his career...averaged 41.0 yards per attempt on a career-best 48 attempts...22 of his punts were fair caught, and 15 more were downed inside the 20...had seven punts go 50 yards or more...his career-high 67-yard punt came in a crucial spot in the contest against Virginia...came up huge in the overtime victory over Clemson, placing four of his eight punts inside the 20, including one that was downed at the Clemson 4-yard line... averaged 46.0 yards on two punts at Syracuse...averaged 42.2 yards on five punts against Notre Dame, including a 54-yarder with the game tied at the end of the third quarter...was outstanding at Louisville, placing three of his four punts inside the 20 and averaging 45.2 yards...kept FSU in the game early with back-to-back punts of 53 and 54 yards against the Cardinals in the first quarter...punted twice for an average of 49.0 yards against Boston College...had a crucial 43-yard punt downed at the Georgia Tech 3-yard line with three minutes remaining in the fourth quarter of the ACC Championship Game...none of his punts were blocked in 2014.


2013: Improved his average by nearly three yards from 2012 (38.3 to 41.1)...only surrendered two touchbacks in 2013...12 of his 42 punts were downed inside the 20-yard line...best game came versus Duke in the ACC Championship where he hit a career-long 59-yard punt and two of his four punts downed inside the 20 while playing in his home-

town of Charlotte... had six punts, with two downed inside the 20 at Wake Forest...six punts for 257 yards (42.8 average) versus Auburn in the BCS National Championship Game including a 55-yard punt...had six punts of 50 yards or more...did not have a punt blocked.

2012: Played in all 14 games as a freshman...only eight of his 47 punts were returned for a total of 87 yards...23 of his 47 punts were placed inside the 20-yard line...downed nine punts inside the 10-yard line...only recorded two touchbacks on the season...posted a 54-yard punt against Florida...averaged 38.3 yards per punt on the season...FSU's defense only had to make five tackles on his 49 punts as either the punt was out of bounds, downed, fair caught or the receiver ran out of bounds...helped FSU's defense as teams scored only 20.4 percent of the time following a Beatty punt (10-49 with five TD's and five FG's)...five of those scoring drives were of 60+ yards and seven were of 50+ yards.

PERSONAL: Started his high school career as a quarterback before picking up punting as a junior in 2010 and excelling at that position...earned first team All-Mecklenburg County honors by the Charlotte Observer as a senior while averaging 43.1 yards per punt on 32 attempts and hitting four punts longer than 60 yards...named MEGA 7 3A/4A all-conference by the Charlotte Observer as a junior and senior...threw for more than 800 yards as a junior quarterback but shined that season as a punter averaging 43.5 yards per attempt on his way to All-Mecklenburg County second team honors by the Charlotte Observer...rated the No. 3 punter nationally by kicking guru Chris Sailer of California...two-star prospect by Rivals, a three-star prospect by ESPN and Scout...ranked the No. 4 punter nationally by Scout.com and No. 5 punter nationally by 247Sports...has an older brother, Lucas, who played quarterback at Gardner-Webb in Boiling Springs, N.C...born August 9, 1994...majoring in information technology.





TE | KEVIN HAPLEA

5-11 | 198

Valdosta, Ga. | Lowndes County | Florida State

2014: Fifth-year senior who returned after suffering a knee injury before the 2013 season...backup tight end had two receptions for 19 yards against The Citadel...contributed on special teams and in two-tight end sets...played in all 14 games...founder of FSU's Uplifting Athletes chapter which has raised thousands of dollars toward the fight against Fanconi anemia.

2013: Redshirted following a summer knee injury...valuable reserve tight end who played in 13 games for the Seminoles in 2012, catching three passes for 15 yards...transferred to FSU from Penn State where he played in 2010 and 2011...had nine career receptions and two touchdowns in 38 career games.

2012: Junior transfer from Penn State played in 13 games this season...caught three passes for 15 yards...caught his first pass as a Seminole against Murray State on a 3-yard sideline pass from Clint Trickett...his 1-yard touchdown reception against USF helped extend the lead to 20-10...used in double-TE sets often as a run blocker...also a member of special teams.

At Penn State

2011: Played as a sophomore in every game and made three catches for 21 yards and one touchdown...also helped open running lanes for Silas Redd to gain 1,241 yards and was instrumental in Penn State leading the Big Ten in fewest sacks allowed, with 14...caught his first career touchdown on a two-yard pass from Matt McGloin in the fourth quarter of the 13-3 victory over

Iowa...also made a catch against Nebraska and had a 12-yard reception against Houston in the TicketCity Bowl...saw action on 310 snaps, topped by 50 in the win over Purdue.

2010: Enrolled in classes at Penn State in January 2010 and was among seven true freshmen to play...played in every game and made three starts...had three catches for 39 yards, with a long reception of 23 yards at Iowa...made one catch at Minnesota...made his first career starts at Ohio State and against Indiana... had one catch for 14 yards against Michigan State...was on the field for 493 snaps, topped by 59 each against Northwestern and Florida in the 2011 Outback Bowl.

Personal: Founded Florida State's chapter of Uplifting Athletes last fall, a non-profit organization that raises awareness and funds for rare and under-served diseases...Haplea has spear-headed events such as a "Touchdown Pledge" that raised more than \$8,000 for Fanconi anemia research...rated as the nation's sixth-best tight end in the 2010 recruiting class...four-star player for Coach John Mattes at North Hunterdon ...Named team captain and caught 17 passes for 223 yards and two touchdowns as a junior...also played basketball and baseball...son of Gene and Melissa Haplea...father attended Navy, as did an uncle, Jerome Barker, who played football from 1977-79...grandfather played basketball at Rider...has an older sister, Megan, and a twin sister, Gretchen...majoring in sport management...born on October 18, 1991.

CAREER STATS

| YR. | G | REC | YDS | AVG | TD | LG | AVG/G |
|------|-----------------|-----|-----|------|----|----|-------|
| 2010 | 12 | 3 | 39 | 13.0 | 0 | 26 | 3.2 |
| 2011 | 13 | 3 | 21 | 7.0 | 1 | 12 | 1.6 |
| 2012 | 13 | 3 | 15 | 5.0 | 1 | 11 | 1.2 |
| 2013 | REDSHIRT SEASON | | | | | | |
| 2014 | 14 | 2 | 19 | 9.5 | 0 | 10 | 1.4 |
| TOT | 52 | 11 | 94 | 10.7 | 2 | 23 | 1.8 |

HAPLEA'S CAREER HIGHS RECEIVING

| | |
|------------------|-----------------------------|
| Receptions | 2, 2x last vs. Citadel 2014 |
| Yards | 23, at Iowa 2010 |
| Longest Catch | 23, at Iowa 2010 |
| TD | 1, 2x last at USF 2012 |
| Longest TD Catch | 2, at Iowa 2011 |





DB | TYLER HUNTER

5-11 | 198

Valdosta, Ga. | Lowndes County | Florida State

2015: Fifth-year senior that played in 12 games...finished the season with 25 tackles (11 solo), 0.5 TFL, and a fumble recovery... had a game-sealing interception on Oct. 3 at Wake Forest, the sixth INT of his career...the pick came in the end zone in the waning minutes of the game...started one game at the star position against Miami and recorded a season-high eight tackles...tallied five tackles in the season opener against Texas State and three against Louisville...recovered a fumble on Senior Day against Chattanooga...finished his Florida State career with 128 tackles (86 solo), 3.0 TFLs, 11 PBU, two fumble recoveries and six interceptions...played at cornerback, safety, and star throughout his career...had a knack for game-ending interceptions, as he pulled down three in his career (2012 at Virginia Tech, 2014 at Syracuse and 2015 at Wake Forest).

2014: Rebounded from a career-threatening neck injury suffered early in the 2013 season to start all 14 games in 2014...team leader who was considered the quarterback of the defense from his strong safety position...totaled 65 tackles - sixth-most on the Seminoles...ranked third on the team with seven pass breakups... added 2.5 tackles for loss, one fumble recovery and one interception...set single-game high with 10 tackles at NC State...had six solo stops versus Notre Dame...his interception at Syracuse ended the Orange's final drive...recovered Clive Walford's fumble on the Hurricanes' first play from scrimmage during FSU's win at Miami...made multiple tackles in 13 games...opened the season

with six stops against Oklahoma State...made five tackles versus Clemson, Wake Forest, Louisville and Miami...capped the season by making five tackles against Oregon in the Rose Bowl.

2013: Missed final 11 games of the season with a neck injury... started the first three games of the year at safety...posted a new career high with five tackles in the season opener against Pitt... returned an interception 27 yards and had two pass break-ups against Nevada.

2012: Nickelback who played in all 14 games and made three starts...starts came against Boston College, Duke and Florida... tied with All-ACC first team defensive back Xavier Rhodes for the team lead with three interceptions...tied for eighth in the ACC in interceptions...had a monster game in FSU's road win on a Thursday night at Virginia Tech recording four tackles and two interceptions, including one that sealed the win for FSU...first Seminole to pick off two passes in a game since Greg Reid did it versus Virginia in 2010...Hunter's first career interception came against Miami in another big Seminole ACC road win...returned his interception against the Canes for 37 yards, the second longest interception return by a Seminole on the year...second on the team behind Rhodes for tackles by a cornerback despite making just three starts...also returned eight punts on the season and averaged 15.8 yards per return...posted a career-high five punt returns for 122 yards against Duke which included a 75-yard return

CAREER STATS

| YR. | G | UA | A | TOT | TFL-YDS | PBU | FF | FR | INT | SACKS |
|------------|-----------|-----------|-----------|------------|---------------|-----------|----------|----------|----------|--------------|
| 2011 | 11 | 1 | 2 | 3 | 0.0-0 | 0 | 0 | 0 | 0 | 0.0-0 |
| 2012 | 14 | 19 | 7 | 26 | 0.0-0 | 2 | 0 | 0 | 3 | 0.0-0 |
| 2013 | 3 | 7 | 1 | 8 | 0.0-0 | 2 | 0 | 0 | 1 | 0.0-0 |
| 2014 | 14 | 48 | 17 | 65 | 2.5-10 | 7 | 0 | 1 | 1 | 1.0-9 |
| 2015 | 12 | 11 | 15 | 26 | 0.5-0 | 0 | 0 | 0 | 1 | 0.0-0 |
| TOT | 54 | 86 | 42 | 128 | 3.0-10 | 11 | 0 | 1 | 6 | 1.0-9 |

| Punt Returns | | | | | | |
|--------------|----|----|-----|------|----|----|
| Yr. | G | NO | YDS | AVG | TD | LG |
| 2012 | 14 | 8 | 126 | 15.8 | 1 | 75 |

HUNTER'S CAREER HIGHS

| | |
|------------------|--------------------------------------|
| Tackles | 10, AT NC State 2014 |
| Tackles for Loss | 1.0 (Twice) last Boston College 2014 |
| Interceptions | 2, at Virginia Tech 2014 |

for a touchdown, which was the first of his career and tied for the ninth longest at FSU.

2011: Played in 11 games primarily on special teams as a true freshman...tallied three tackles, one each against ULM, Charleston Southern and Boston College.

PERSONAL: Was fourth member of the Lowndes County High School football team to commit to Florida State in two-year span, joining Greg Reid, Gerald Demps and Telvin Smith...ranked No. 116 in the ESPNU 150 and the No. 10 safety...rated the No. 33 safety by Rivals.com and the No. 43 safety by Scout.com...earned a three-star rating from 247Sports...No. 39 on the SuperPrep Georgia 83... No. 34 on the Atlanta Journal Constitution's Top 50 Recruits...his father, Brice Hunter, was a receiver and a University of Georgia legend before his untimely death in 2004...the elder Hunter was the Bulldogs' top receiver in the early 1990s and still ranks among the school's career leaders in several offensive categories...he played for highly-respected Lowndes County coach Randy McPherson...Hunter has run a 4.50 40 and boasts a 4.33 shuttle time... he chose the Seminoles over offers from Florida, Louisville, Mississippi State and Tennessee...born March 24, 1993...majoring in social science.



2016 STATISTICS

TEAM STATISTICS

| | FS | OPP |
|--------------------------------|-------------|-------------|
| SCORING | 456 | 325 |
| Points Per Game | 35.1 | 25.0 |
| Points Off Turnovers | 86 | 56 |
| FIRST DOWNS | 321 | 245 |
| Rushing | 149 | 89 |
| Passing | 143 | 125 |
| Penalty | 29 | 31 |
| RUSHING YARDAGE | 2630 | 1664 |
| Yards gained rushing | 3102 | 2111 |
| Yards lost rushing | 472 | 447 |
| Rushing Attempts | 518 | 457 |
| Average Per Rush | 5.1 | 3.6 |
| Average Per Game | 202.3 | 128.0 |
| TDs Rushing | 33 | 19 |
| PASSING YARDAGE | 3433 | 2874 |
| Comp-Att-Int | 244-421-8 | 224-404-15 |
| Average Per Pass | 8.2 | 7.1 |
| Average Per Catch | 14.1 | 12.8 |
| Average Per Game | 264.1 | 221.1 |
| TDs Passing | 23 | 18 |
| TOTAL OFFENSE | 6063 | 4538 |
| Total Plays | 939 | 861 |
| Average Per Play | 6.5 | 5.3 |
| Average Per Game | 466.4 | 349.1 |
| KICK RETURNS: #Yards | 33-745 | 33-595 |
| PUNT RETURNS: #Yards | 22-163 | 15-279 |
| INT RETURNS: #Yards | 15-37 | 8-84 |
| KICK RETURN AVERAGE | 22.6 | 18.0 |
| PUNT RETURN AVERAGE | 7.4 | 18.6 |
| INT RETURN AVERAGE | 2.5 | 10.5 |
| FUMBLES-LOST | 23-12 | 15-8 |
| PENALTIES-Yards | 100-948 | 86-768 |
| Average Per Game | 72.9 | 59.1 |
| PUNTS-Yards | 56-2227 | 76-3191 |
| Average Per Punt | 39.8 | 42.0 |
| Net punt average | 34.1 | 39.1 |
| KICKOFFS-Yards | 91-5823 | 65-4009 |
| Average Per Kick | 64.0 | 61.7 |
| Net kick average | 41.8 | 40.2 |
| TIME OF POSSESSION/Game | 32:55 | 27:05 |
| 3RD-DOWN Conversions | 74/169 | 61/180 |
| 3rd-Down Pct | 44% | 34% |
| 4TH-DOWN Conversions | 3/5 | 8/18 |
| 4th-Down Pct | 60% | 44% |
| SACKS BY-Yards | 51-318 | 36-301 |
| MISC YARDS | 0 | 38 |
| TOUCHDOWNS SCORED | 57 | 40 |
| FIELD GOALS-ATTEMPTS | 20-28 | 15-20 |
| ON-SIDE KICKS | 0-0 | 0-1 |
| RED-ZONE SCORES | (55-57) 96% | (36-45) 80% |
| RED-ZONE TOUCHDOWNS | (44-57) 77% | (26-45) 58% |
| PAT-ATTEMPTS | (54-55) 98% | (32-35) 91% |
| ATTENDANCE | 460801 | 273111 |
| Games/Avg Per Game | 6/78800 | 5/54622 |
| Neutral Site Games | | 2/65237 |

SCORE BY QUARTERS

| | 1st | 2nd | 3rd | 4th | Total |
|---------------|-----|-----|-----|-----|-------|
| Florida State | 117 | 95 | 135 | 109 | 456 |
| Opponents | 69 | 97 | 60 | 99 | 325 |

RUSHING

| Name | GP | Att | Gain | Loss | Net | Avg | TD | Long | Avg/G |
|-----------------------|-----------|------------|-------------|------------|-------------|------------|-----------|-----------|--------------|
| Dalvin Cook | 13 | 288 | 1845 | 80 | 1765 | 6.1 | 19 | 75 | 135.8 |
| Jacques Patrick | 13 | 61 | 364 | 14 | 350 | 5.7 | 4 | 41 | 26.9 |
| Deondre Francois | 13 | 108 | 526 | 328 | 198 | 1.8 | 5 | 35 | 15.2 |
| Freddie Stevenson | 12 | 13 | 95 | 5 | 90 | 6.9 | 4 | 38 | 7.5 |
| Kermit Whitfield | 13 | 8 | 79 | 0 | 79 | 9.9 | 1 | 21 | 6.1 |
| Ryan Green | 11 | 11 | 78 | 3 | 75 | 6.8 | 0 | 17 | 6.8 |
| Amir Rasul | 7 | 6 | 46 | 0 | 46 | 7.7 | 0 | 21 | 6.6 |
| Johnathan Vickers | 4 | 5 | 47 | 3 | 44 | 8.8 | 0 | 30 | 11.0 |
| Jesus Wilson | 7 | 1 | 6 | 0 | 6 | 6.0 | 0 | 6 | 0.9 |
| Steven Williams | 1 | 1 | 5 | 0 | 5 | 5.0 | 0 | 5 | 5.0 |
| J.J. Cosentino | 2 | 3 | 8 | 5 | 3 | 1.0 | 0 | 6 | 1.5 |
| Colton Plante | 2 | 1 | 2 | 0 | 2 | 2.0 | 0 | 2 | 1.0 |
| Omari Albert | 1 | 1 | 1 | 0 | 1 | 1.0 | 0 | 1 | 1.0 |
| Sean Maguire | 5 | 1 | 0 | 10 | -10 | -10.0 | 0 | 0 | -2.0 |
| TEAM | 7 | 10 | 0 | 24 | -24 | -2.4 | 0 | 0 | -3.4 |
| Total..... | 13 | 518 | 3102 | 472 | 2630 | 5.1 | 33 | 75 | 202.3 |
| Opponents..... | 13 | 457 | 2111 | 447 | 1664 | 3.6 | 19 | 48 | 128.0 |

PASSING

| Name | GP | Effic | Comp-Att-Int | Pct | Yds | TD | Lng | Avg/G |
|-----------------------|-----------|---------------|-------------------|-------------|-------------|-----------|-----------|--------------|
| Deondre Francois | 13 | 142.10 | 235-400-7 | 58.7 | 3350 | 20 | 92 | 257.7 |
| Sean Maguire | 5 | 141.47 | 7-12-1 | 58.3 | 64 | 2 | 28 | 12.8 |
| J.J. Cosentino | 2 | 76.62 | 2-9-0 | 22.2 | 19 | 1 | 12 | 9.5 |
| Total..... | 13 | 140.68 | 244-421-8 | 58.0 | 3433 | 23 | 92 | 264.1 |
| Opponents..... | 13 | 122.48 | 224-404-15 | 55.4 | 2874 | 18 | 84 | 221.1 |

RECEIVING

| Name | GP | No. | Yds | Avg | TD | Long | Avg/G |
|-----------------------|-----------|------------|-------------|-------------|-----------|-----------|--------------|
| Travis Rudolph | 13 | 56 | 840 | 15.0 | 7 | 58 | 64.6 |
| Kermit Whitfield | 13 | 34 | 395 | 11.6 | 1 | 28 | 30.4 |
| Dalvin Cook | 13 | 33 | 488 | 14.8 | 1 | 59 | 37.5 |
| Jesus Wilson | 7 | 30 | 390 | 13.0 | 1 | 34 | 55.7 |
| Nyqwan Murray | 13 | 27 | 441 | 16.3 | 5 | 92 | 33.9 |
| Auden Tate | 13 | 25 | 409 | 16.4 | 6 | 39 | 31.5 |
| Ryan Izzo | 13 | 19 | 227 | 11.9 | 1 | 39 | 17.5 |
| Mavin Saunders | 12 | 10 | 182 | 18.2 | 0 | 33 | 15.2 |
| Da'Vante Phillips | 9 | 4 | 33 | 8.2 | 0 | 10 | 3.7 |
| Jacques Patrick | 13 | 4 | 21 | 5.2 | 0 | 13 | 1.6 |
| Freddie Stevenson | 12 | 1 | 6 | 6.0 | 1 | 6 | 0.5 |
| Ja'Vonn Harrison | 2 | 1 | 1 | 1.0 | 0 | 1 | 0.5 |
| Total..... | 13 | 244 | 3433 | 14.1 | 23 | 92 | 264.1 |
| Opponents..... | 13 | 224 | 2874 | 12.8 | 18 | 84 | 221.1 |

ALL-PURPOSE

| Name | GP | Rush | Rec | PR | KDR | IR | Tot | Avg/G |
|-----------------------|-----------|-------------|-------------|------------|------------|-----------|-------------|--------------|
| Dalvin Cook | 13 | 1765 | 488 | 0 | 0 | 0 | 2253 | 173.3 |
| Kermit Whitfield | 13 | 79 | 395 | 0 | 595 | 0 | 1069 | 82.2 |
| Travis Rudolph | 13 | 0 | 840 | 0 | 0 | 0 | 840 | 64.6 |
| Jesus Wilson | 7 | 6 | 390 | 155 | 0 | 0 | 551 | 78.7 |
| Nyqwan Murray | 13 | 0 | 441 | 8 | 0 | 0 | 449 | 34.5 |
| Auden Tate | 13 | 0 | 409 | 0 | 0 | 0 | 409 | 31.5 |
| Jacques Patrick | 13 | 350 | 21 | 0 | 0 | 0 | 371 | 28.5 |
| Ryan Izzo | 13 | 0 | 227 | 0 | 0 | 0 | 227 | 17.5 |
| Deondre Francois | 13 | 198 | 0 | 0 | 0 | 0 | 198 | 15.2 |
| Mavin Saunders | 12 | 0 | 182 | 0 | 0 | 0 | 182 | 15.2 |
| Ryan Green | 11 | 75 | 0 | 0 | 61 | 0 | 136 | 12.4 |
| Freddie Stevenson | 12 | 90 | 6 | 0 | 12 | 0 | 108 | 9.0 |
| Keith Gavin | 8 | 0 | 0 | 0 | 66 | 0 | 66 | 8.2 |
| Amir Rasul | 7 | 46 | 0 | 0 | 11 | 0 | 57 | 8.1 |
| Johnathan Vickers | 4 | 44 | 0 | 0 | 0 | 0 | 44 | 11.0 |
| Da'Vante Phillips | 9 | 0 | 33 | 0 | 0 | 0 | 33 | 3.7 |
| Tarvarus McFadden | 13 | 0 | 0 | 0 | 0 | 16 | 16 | 1.2 |
| Marquez White | 13 | 0 | 0 | 0 | 0 | 14 | 14 | 1.1 |
| Ermon Lane | 7 | 0 | 0 | 0 | 0 | 7 | 7 | 1.0 |
| Steven Williams | 1 | 5 | 0 | 0 | 0 | 0 | 5 | 5.0 |
| J.J. Cosentino | 2 | 3 | 0 | 0 | 0 | 0 | 3 | 1.5 |
| Colton Plante | 2 | 2 | 0 | 0 | 0 | 0 | 2 | 1.0 |
| Ja'Vonn Harrison | 2 | 0 | 1 | 0 | 0 | 0 | 1 | 0.5 |
| Omari Albert | 1 | 1 | 0 | 0 | 0 | 0 | 1 | 1.0 |
| Sean Maguire | 5 | -10 | 0 | 0 | 0 | 0 | -10 | -2.0 |
| TEAM | 7 | -24 | 0 | 0 | 0 | 0 | -24 | -3.4 |
| Total..... | 13 | 2630 | 3433 | 163 | 745 | 37 | 7008 | 539.1 |
| Opponents..... | 13 | 1664 | 2874 | 279 | 595 | 84 | 5496 | 422.8 |

TOTAL OFFENSE

| Name | G | Plays | Rush | Pass | Total | Avg/G |
|-----------------------|-----------|------------|-------------|-------------|-------------|--------------|
| Deondre Francois | 13 | 508 | 198 | 3350 | 3548 | 272.9 |
| Dalvin Cook | 13 | 288 | 1765 | 0 | 1765 | 135.8 |
| Jacques Patrick | 13 | 61 | 350 | 0 | 350 | 26.9 |
| Freddie Stevenson | 12 | 13 | 90 | 0 | 90 | 7.5 |
| Kermit Whitfield | 13 | 8 | 79 | 0 | 79 | 6.1 |
| Ryan Green | 11 | 11 | 75 | 0 | 75 | 6.8 |
| Sean Maguire | 5 | 13 | -10 | 64 | 54 | 10.8 |
| Amir Rasul | 7 | 6 | 46 | 0 | 46 | 6.6 |
| Johnathan Vickers | 4 | 5 | 44 | 0 | 44 | 11.0 |
| J.J. Cosentino | 2 | 12 | 3 | 19 | 22 | 11.0 |
| Jesus Wilson | 7 | 1 | 6 | 0 | 6 | 0.9 |
| Steven Williams | 1 | 1 | 5 | 0 | 5 | 5.0 |
| Colton Plante | 2 | 1 | 2 | 0 | 2 | 1.0 |
| Omari Albert | 1 | 1 | 1 | 0 | 1 | 1.0 |
| TEAM | 7 | 10 | -24 | 0 | -24 | -3.4 |
| Total..... | 13 | 939 | 2630 | 3433 | 6063 | 466.4 |
| Opponents..... | 13 | 861 | 1664 | 2874 | 4538 | 349.1 |

2016 STATISTICS

FIELD GOALS

| Name | FGM-FGA | Pct | 01-19 | 20-29 | 30-39 | 40-49 | 50-99 | Lg | Blk |
|--------------|---------|------|-------|-------|-------|-------|-------|----|-----|
| Ricky Aguayo | 19-26 | 73.1 | 0-0 | 5-5 | 7-7 | 7-13 | 0-1 | 47 | 2 |
| Logan Tyler | 1-2 | 50.0 | 0-0 | 0-0 | 0-0 | 0-0 | 1-2 | 53 | 0 |

FIELD GOALS SEQUENCE

| | Florida State | OPPONENTS |
|---------------------|-------------------------------|----------------|
| Ole Miss | (25),(21),(40),(40),(44),(30) | - |
| Charleston Southern | (46) | 48 |
| Louisville | 49,(47),(33) | 48 |
| USF | (25),(35) | - |
| North Carolina | 45,52,45 | 51,(54) |
| Miami (FL) | (31),(32) | (37),(51) |
| Wake Forest | 47,(29) | (34),(29),40 |
| Clemson | - | (23),(34),(46) |
| NC State | (32) | 31,(20),(39) |
| Boston College | (53) | - |
| Syracuse | 54,(42) | - |
| Florida | 49,(22),44 | (38),(41) |
| Michigan | (42),(38) | (19),(28),(37) |

Numbers in parentheses indicate field goal was made.

PUNT RETURNS

| Name | No. | Yds | Avg | TD | Long |
|-----------------------|-----------|------------|-------------|----------|-----------|
| Nyqwan Murray | 13 | 8 | 0.6 | 0 | 7 |
| Jesus Wilson | 9 | 155 | 17.2 | 1 | 89 |
| Total..... | 22 | 163 | 7.4 | 1 | 89 |
| Opponents..... | 15 | 279 | 18.6 | 1 | 69 |

KICK RETURNS

| Name | No. | Yds | Avg | TD | Long |
|-----------------------|-----------|------------|-------------|----------|-----------|
| Kermit Whitfield | 26 | 595 | 22.9 | 0 | 53 |
| Ryan Green | 4 | 61 | 15.2 | 0 | 23 |
| Amir Rasul | 1 | 11 | 11.0 | 0 | 11 |
| Keith Gavin | 1 | 66 | 66.0 | 0 | 66 |
| Freddie Stevenson | 1 | 12 | 12.0 | 0 | 12 |
| Total..... | 33 | 745 | 22.6 | 0 | 66 |
| Opponents..... | 33 | 595 | 18.0 | 0 | 36 |

PUNTING

| Name | No. | Yds | Avg | Long | TB | FC | I20 | 50+ | Blkd |
|-----------------------|-----------|-------------|-------------|-----------|----------|-----------|-----------|-----------|----------|
| Logan Tyler | 54 | 2177 | 40.3 | 57 | 2 | 15 | 11 | 7 | 0 |
| Jack Steed | 1 | 33 | 33.0 | 33 | 0 | 1 | 0 | 0 | 0 |
| TEAM | 1 | 17 | 17.0 | 17 | 0 | 0 | 0 | 0 | 0 |
| Total..... | 56 | 2227 | 39.8 | 57 | 2 | 16 | 11 | 7 | 0 |
| Opponents..... | 76 | 3191 | 42.0 | 67 | 3 | 31 | 27 | 20 | 2 |

KICKOFFS

| Name | No. | Yds | Avg | TB | OB | Retn | Net | YdLn |
|-----------------------|-----------|-------------|-------------|-----------|----------|------------|-------------|-----------|
| Logan Tyler | 90 | 5773 | 64.1 | 57 | 1 | | | |
| Ricky Aguayo | 1 | 50 | 50.0 | 0 | 0 | | | |
| Total..... | 91 | 5823 | 64.0 | 57 | 1 | 595 | 41.8 | 23 |
| Opponents..... | 65 | 4009 | 61.7 | 26 | 5 | 745 | 40.2 | 24 |

SCORING

| Name | TD | FGs | Kick | Rush | Rcv | Pass | DXP | Saf | Points |
|-----------------------|-----------|--------------|--------------|------------|----------|------------|----------|----------|------------|
| Dalvin Cook | 20 | 0-0 | 0-0 | 0-0 | 0 | 0-0 | 0 | 0 | 120 |
| Ricky Aguayo | 0 | 19-26 | 51-52 | 0-0 | 0 | 0-0 | 0 | 0 | 108 |
| Travis Rudolph | 7 | 0-0 | 0-0 | 0-0 | 0 | 0-0 | 0 | 0 | 42 |
| Auden Tate | 6 | 0-0 | 0-0 | 0-0 | 0 | 0-0 | 0 | 0 | 36 |
| Nyqwan Murray | 5 | 0-0 | 0-0 | 0-0 | 0 | 0-0 | 0 | 0 | 30 |
| Deondre Francois | 5 | 0-0 | 0-0 | 0-0 | 0 | 0-2 | 0 | 0 | 30 |
| Freddie Stevenson | 5 | 0-0 | 0-0 | 0-0 | 0 | 0-0 | 0 | 0 | 30 |
| Jacques Patrick | 4 | 0-0 | 0-0 | 0-0 | 0 | 0-0 | 0 | 0 | 24 |
| Kermit Whitfield | 2 | 0-0 | 0-0 | 0-0 | 0 | 0-0 | 0 | 0 | 12 |
| Jesus Wilson | 2 | 0-0 | 0-0 | 0-0 | 0 | 0-0 | 0 | 0 | 12 |
| Ryan Izzo | 1 | 0-0 | 0-0 | 0-0 | 0 | 0-0 | 0 | 0 | 6 |
| Logan Tyler | 0 | 1-2 | 3-3 | 0-0 | 0 | 0-0 | 0 | 0 | 6 |
| Total..... | 57 | 20-28 | 54-55 | 0-0 | 0 | 0-2 | 0 | 0 | 456 |
| Opponents..... | 40 | 15-20 | 32-35 | 0-0 | 2 | 2-5 | 1 | 1 | 325 |

INTERCEPTIONS

| Name | No. | Yds | Avg | TD | Long |
|-----------------------|-----------|-----------|-------------|----------|-----------|
| Tarvarus McFadden | 8 | 16 | 2.0 | 0 | 15 |
| Marquez White | 2 | 14 | 7.0 | 0 | 14 |
| Carlos Becker III | 1 | 0 | 0.0 | 0 | 0 |
| Derwin James | 1 | 0 | 0.0 | 0 | 0 |
| Marcus Lewis | 1 | 0 | 0.0 | 0 | 0 |
| Ermon Lane | 1 | 7 | 7.0 | 0 | 7 |
| Nate Andrews | 1 | 0 | 0.0 | 0 | 0 |
| Total..... | 15 | 37 | 2.5 | 0 | 15 |
| Opponents..... | 8 | 84 | 10.5 | 1 | 36 |

FLORIDA STATE PLAYER GAME HIGHS

| | | |
|---------------------|------|--|
| Rushes | 29 | Dalvin Cook vs North Carolina (Oct 01, 2016) |
| Yards Rushing | 267 | Dalvin Cook at USF (Sep 24, 2016) |
| TD Rushes | 4 | Dalvin Cook vs Clemson (Oct 29, 2016) Dalvin Cook at Syracuse (Nov 19, 2016) |
| Long Rush | 75 | Dalvin Cook at USF (Sep 24, 2016) |
| Pass attempts | 52 | Deondre Francois vs Ole Miss (Sep 05, 2016) |
| Pass completions | 33 | Deondre Francois vs Ole Miss (Sep 05, 2016) |
| Yards Passing | 419 | Deondre Francois vs Ole Miss (Sep 05, 2016) |
| TD Passes | 3 | Deondre Francois vs Charleston Southern (Sep 10, 2016) Deondre Francois vs Boston College (Nov 11, 2016) |
| Long Pass | 92 | Deondre Francois vs Michigan (Dec 30, 2016) |
| Receptions | 13 | Travis Rudolph vs Wake Forest (Oct 15, 2016) |
| Yards Receiving | 238 | Travis Rudolph vs Wake Forest (Oct 15, 2016) |
| TD Receptions | 2 | Travis Rudolph vs Charleston Southern (Sep 10, 2016) Auden Tate at Louisville (Sep 17, 2016) Auden Tate vs Boston College (Nov 11, 2016) Nyqwan Murray vs Michigan (Dec 30, 2016) |
| Long Reception | 92 | Nyqwan Murray vs Michigan (Dec 30, 2016) |
| Field Goals | 6 | Ricky Aguayo vs Ole Miss (Sep 05, 2016) |
| Long Field Goal | 53 | Logan Tyler vs Boston College (Nov 11, 2016) |
| Punts | 8 | Logan Tyler at Louisville (Sep 17, 2016) |
| Punting Avg | 51.0 | Logan Tyler vs Charleston Southern (Sep 10, 2016) |
| Long Punt | 57 | Logan Tyler at Miami (FL) (Oct 08, 2016) |
| Punts inside 20 | 2 | Logan Tyler vs Florida (Nov 26, 2016) |
| Long Punt Return | 89 | Jesus Wilson vs Charleston Southern (Sep 10, 2016) |
| Long Kickoff Return | 66 | Keith Gavin vs Michigan (Dec 30, 2016) |
| Tackles | 15 | Matthew Thomas vs Michigan (Dec 30, 2016) |
| Sacks | 4.5 | DeMarcus Walker vs Ole Miss (Sep 05, 2016) |
| Tackles For Loss | 4.5 | DeMarcus Walker vs Ole Miss (Sep 05, 2016) |
| Interceptions | 1 | Derwin James vs Ole Miss (Sep 05, 2016) Marcus Lewis vs Ole Miss (Sep 05, 2016) Nate Andrews at USF (Sep 24, 2016) Marquez White (2x), last vs Clemson (Oct 29, 2016) Tarvarus McFadden (8x), last at Syracuse (Nov 19, 2016) Ermon Lane at Syracuse (Nov 19, 2016) Carlos Becker III vs Michigan (Dec 30, 2016) |

FLORIDA STATE TEAM GAME HIGHS

| | | |
|------------------|------|---|
| Rushes | 63 | at USF (Sep 24, 2016) |
| Yards Rushing | 478 | at USF (Sep 24, 2016) |
| Yards Per Rush | 7.6 | at USF (Sep 24, 2016) |
| TD Rushes | 6 | at USF (Sep 24, 2016) |
| Pass attempts | 52 | vs Ole Miss (Sep 05, 2016) |
| Pass completions | 33 | vs Ole Miss (Sep 05, 2016) |
| Yards Passing | 419 | vs Ole Miss (Sep 05, 2016) |
| Yards Per Pass | 11.6 | vs North Carolina (Oct 01, 2016) |
| TD Passes | 5 | vs Boston College (Nov 11, 2016) |
| Total Plays | 93 | vs Ole Miss (Sep 05, 2016) |
| Total Offense | 654 | at Syracuse (Nov 19, 2016) |
| Yards Per Play | 8.6 | at Syracuse (Nov 19, 2016) |
| Points | 55 | at USF (Sep 24, 2016) |
| Sacks By | 8 | at Syracuse (Nov 19, 2016) |
| First Downs | 33 | at Syracuse (Nov 19, 2016) |
| Penalties | 15 | vs Ole Miss (Sep 05, 2016) |
| Penalty Yards | 127 | vs Ole Miss (Sep 05, 2016) |
| Turnovers | 4 | vs Wake Forest (Oct 15, 2016) at Syracuse (Nov 19, 2016) |
| Interceptions By | 3 | vs Ole Miss (Sep 05, 2016) |
| Punts | 8 | at Louisville (Sep 17, 2016) |
| Punting Avg | 51.0 | vs Charleston Southern (Sep 10, 2016) |
| Long Punt | 57 | at Miami (FL) (Oct 08, 2016) |
| Punts inside 20 | 2 | vs Florida (Nov 26, 2016) |
| Long Punt Return | 89 | vs Charleston Southern (Sep 10, 2016) |

FLORIDA STATE LONGEST PLAYS

| | | |
|---------------------|----|--|
| Rushing | 75 | Dalvin Cook at USF (9/24/2016) |
| Rushing Touchdown | 75 | Dalvin Cook at USF (9/24/2016) |
| Passing | 92 | Nyqwan Murray from Deondre Francois vs Michigan (12/30/2016) |
| Passing Touchdown | 92 | Nyqwan Murray from Deondre Francois vs Michigan (12/30/2016) |
| Punt Return | 89 | Jesus Wilson vs Charleston Southern (9/10/2016) |
| Kick Return | 66 | Keith Gavin vs Michigan (12/30/2016) |
| Interception Return | 15 | Tarvarus McFadden vs Wake Forest (10/15/2016) |
| Fumble Return | 3 | DeMarcus Walker vs Florida (11/26/2016) |
| Punt | 57 | Logan Tyler at Miami (FL) (10/8/2016) |
| Field Goal | 53 | Logan Tyler vs Boston College (11/11/2016) |

2016 STATS: INDIVIDUAL GAME-BY-GAME

PASSING

| #12 Francois, D. | Att | Comp | Int | Pct | Yards | TD | Long | Sack | Yds | Effic |
|---------------------|------------|------------|----------|-------------|-------------|-----------|-----------|-----------|------------|--------------|
| Ole Miss | 52 | 33 | 0 | 63.5 | 419 | 2 | 31 | 3 | 16 | 143.8 |
| Charleston Southern | 32 | 25 | 1 | 78.1 | 262 | 3 | 36 | 2 | 17 | 171.6 |
| Louisville | 18 | 7 | 1 | 38.9 | 101 | 1 | 23 | 5 | 47 | 93.2 |
| USF | 19 | 11 | 0 | 57.9 | 169 | 1 | 39 | 3 | 17 | 150.0 |
| North Carolina | 32 | 20 | 0 | 62.5 | 372 | 0 | 41 | 2 | 18 | 160.1 |
| Miami (FL) | 31 | 20 | 0 | 64.5 | 234 | 2 | 59 | 1 | 11 | 149.2 |
| Wake Forest | 37 | 22 | 1 | 59.5 | 319 | 1 | 58 | 3 | 30 | 135.4 |
| Clemson | 35 | 17 | 1 | 48.6 | 286 | 1 | 40 | 6 | 56 | 120.9 |
| NC State | 39 | 22 | 0 | 56.4 | 330 | 1 | 38 | 1 | 8 | 135.9 |
| Boston College | 24 | 16 | 0 | 66.7 | 183 | 3 | 27 | 4 | 37 | 172.0 |
| Syracuse | 28 | 18 | 1 | 64.3 | 315 | 2 | 39 | 2 | 7 | 175.2 |
| Florida | 26 | 15 | 1 | 57.7 | 138 | 1 | 46 | 0 | 0 | 107.3 |
| Michigan | 27 | 9 | 1 | 33.3 | 222 | 2 | 92 | 2 | 22 | 119.4 |
| TOTALS | 400 | 235 | 7 | 58.7 | 3350 | 20 | 92 | 34 | 286 | 142.1 |

| #10 Maquire, S. | Att | Comp | Int | Pct | Yards | TD | Long | Sack | Yds | Effic |
|-----------------|-----------|----------|----------|-------------|-----------|----------|-----------|----------|-----------|--------------|
| Miami (FL) | 2 | 1 | 1 | 50.0 | 6 | 0 | 6 | 1 | 10 | 24.8 |
| Boston College | 7 | 5 | 0 | 71.4 | 53 | 2 | 28 | 0 | 0 | 229.3 |
| Syracuse | 3 | 1 | 0 | 33.3 | 5 | 0 | 5 | 0 | 0 | 47.3 |
| TOTALS | 12 | 7 | 1 | 58.3 | 64 | 2 | 28 | 1 | 10 | 141.5 |

| #16 Cosentino, J. | Att | Comp | Int | Pct | Yards | TD | Long | Sack | Yds | Effic |
|---------------------|----------|----------|----------|-------------|-----------|----------|-----------|----------|----------|-------------|
| Charleston Southern | 3 | 1 | 0 | 33.3 | 7 | 0 | 7 | 1 | 5 | 52.9 |
| Louisville | 6 | 1 | 0 | 16.7 | 12 | 1 | 12 | 0 | 0 | 88.5 |
| TOTALS | 9 | 2 | 0 | 22.2 | 19 | 1 | 12 | 1 | 5 | 76.6 |

RUSHING

| Name | No-Yds/TD | OM | CSU | LOU | USF | UNC | UM | WF | CU | NCS | BC | SU | UF | MICH |
|--------------|-------------|---------|---------|---------|----------|----------|----------|----------|----------|---------|----------|----------|----------|----------|
| D. Cook | 288-1765/19 | 23-91/0 | 11-83/2 | 16-54/0 | 28-267/2 | 29-140/3 | 27-150/0 | 25-115/0 | 19-169/4 | 18-65/1 | 18-108/1 | 28-225/4 | 26-153/1 | 20-145/1 |
| J. Patrick | 61-350/4 | 5-2/0 | 5-26/1 | 7-19/0 | 20-124/1 | 2-22/1 | 3-11/0 | 2-15/0 | - | 1-2/1 | 4-19/0 | 10-50/0 | 1-2/0 | 1-2/0 |
| D. Francois | 108-198/5 | 9-59/0 | 6-3/0 | 12-34/0 | 10-75/1 | 10-32/1 | 10-21/0 | 10-6/1 | 7-47/0 | 1-8/0 | 10-15/0 | 4-22/0 | 9-63/1 | 10-9/1 |
| F. Stevenson | 13-90/4 | 2-6/1 | DNP | - | 5-12/2 | - | - | 1-1/0 | 2-41/0 | - | - | - | 2-30/1 | 1-0/0 |
| K. Whitfield | 8-79/1 | 1-3/1 | - | - | - | 2-29/0 | - | - | - | 1-12/0 | 1-9/0 | 1-21/0 | 2-5/0 | - |
| R. Green | 11-75/0 | - | 3-6/0 | 3-32/0 | - | - | - | - | - | - | 3-21/0 | 2-16/0 | DNP | DNP |
| A. Rasul | 6-46/0 | DNP | 6-46/0 | - | - | DNP | - | - | - | - | DNP | DNP | DNP | DNP |
| J. Vickers | 5-44/0 | - | 2-4/0 | 3-40/0 | - | DNP | DNP | DNP | DNP | DNP | DNP | DNP | DNP | DNP |
| J. Wilson | 1-6/0 | - | 1-6/0 | - | - | - | - | - | DNP | DNP | DNP | DNP | DNP | DNP |
| S. Williams | 1-5/0 | DNP | DNP | DNP | DNP | DNP | DNP | DNP | DNP | DNP | 1-5/0 | DNP | DNP | DNP |
| J. Cosentino | 3-3/0 | DNP | 2-1/0 | 1-2/0 | DNP | DNP | DNP | DNP | DNP | DNP | DNP | DNP | DNP | DNP |
| C. Plante | 1-2/0 | DNP | - | DNP | DNP | DNP | DNP | DNP | DNP | DNP | 1-2/0 | DNP | DNP | DNP |
| O. Albert | 1-1/0 | DNP | DNP | DNP | DNP | DNP | DNP | DNP | DNP | DNP | 1-1/0 | DNP | DNP | DNP |
| S. Maquire | 1-10/0 | DNP | DNP | DNP | DNP | DNP | 1-10/0 | DNP | - | DNP | - | - | DNP | - |
| TEAM | 10-24/0 | 1-2/0 | - | 1-2/0 | DNP | DNP | 2-5/0 | DNP | DNP | 3-8/0 | - | DNP | DNP | 3-7/0 |

RECEIVING

| Name | No-Yds/TD | OM | CSU | LOU | USF | UNC | UM | WF | CU | NCS | BC | SU | UF | MICH |
|--------------|-----------|---------|---------|--------|--------|---------|--------|----------|--------|---------|---------|--------|--------|---------|
| T. Rudolph | 56-840/7 | 6-74/1 | 7-105/2 | 2-40/0 | 1-14/0 | 1-9/0 | 2-17/0 | 13-238/0 | 3-63/0 | 3-39/1 | 6-81/1 | 5-64/1 | 4-63/1 | 3-33/0 |
| D. Cook | 33-488/1 | 7-101/0 | 1-9/0 | 1-8/0 | 4-62/0 | 6-106/0 | 1-59/1 | 1-11/0 | 2-15/0 | 2-17/0 | 2-12/0 | - | 3-26/0 | 3-62/0 |
| N. Murray | 27-441/5 | 1-4/0 | 3-31/0 | 1-11/0 | - | - | - | - | 6-96/1 | 9-153/0 | 2-4/1 | 2-37/1 | 1-1/0 | 2-104/2 |
| A. Tate | 25-409/6 | - | 2-13/1 | 2-32/2 | 1-39/0 | - | 1-14/0 | 2-20/1 | 1-23/0 | 3-68/0 | 6-101/2 | 5-77/0 | 2-22/0 | - |
| K. Whitfield | 34-395/1 | 5-53/0 | 2-17/0 | - | 2-8/0 | - | 7-83/1 | 3-29/0 | 4-70/0 | 2-34/0 | 2-9/0 | 4-59/0 | 2-10/0 | 1-23/0 |
| J. Wilson | 30-390/1 | 9-125/0 | 4-53/0 | 1-8/0 | 2-34/1 | 6-120/0 | 7-48/0 | 1-2/0 | DNP | DNP | DNP | DNP | DNP | DNP |
| R. Izzo | 19-227/1 | 3-41/1 | 2-20/0 | 1-14/0 | - | 4-63/0 | 2-8/0 | 1-9/0 | - | 3-19/0 | 1-4/0 | 1-39/0 | 1-10/0 | - |
| M. Saunders | 10-182/0 | - | DNP | - | 1-12/0 | 3-74/0 | 1-11/0 | - | 1-19/0 | - | 1-19/0 | 2-44/0 | 1-3/0 | - |
| D. Phillips | 4-33/0 | 1-8/0 | 2-15/0 | - | - | DNP | - | 1-10/0 | - | - | - | DNP | DNP | DNP |
| J. Patrick | 4-21/0 | 1-13/0 | 2-5/0 | - | - | - | - | - | - | - | - | - | 1-3/0 | - |
| F. Stevenson | 1-6/1 | - | DNP | - | - | - | - | - | - | - | 1-6/1 | - | - | - |
| J. Harrison | 1-1/0 | - | 1-1/0 | DNP | DNP | DNP | DNP | DNP | DNP | DNP | DNP | DNP | DNP | DNP |

ALL PURPOSE

| Name | No-Yds/TD | OM | CSU | LOU | USF | UNC | UM | WF | CU | NCS | BC | SU | UF | MICH |
|--------------|-----------|-----|-----|-----|-----|-----|-----|-----|-----|-----|-----|-----|-----|------|
| D. Cook | 2253 | 192 | 92 | 62 | 329 | 246 | 209 | 126 | 184 | 82 | 120 | 225 | 179 | 207 |
| K. Whitfield | 1069 | 125 | 17 | 133 | 136 | 69 | 109 | 51 | 163 | 82 | 30 | 80 | 51 | 23 |
| T. Rudolph | 840 | 74 | 105 | 40 | 14 | 9 | 17 | 238 | 63 | 39 | 81 | 64 | 63 | 33 |
| J. Wilson | 551 | 120 | 148 | 8 | 93 | 120 | 60 | 2 | DNP | DNP | DNP | DNP | DNP | DNP |
| N. Murray | 449 | 4 | 31 | 11 | - | - | - | - | 96 | 153 | 9 | 36 | -1 | 110 |
| A. Tate | 409 | - | 13 | 32 | 39 | - | 14 | 20 | 23 | 68 | 101 | 77 | 22 | - |
| J. Patrick | 371 | 15 | 31 | 79 | 124 | 22 | 11 | 15 | - | 2 | 19 | 50 | 1 | 2 |
| R. Izzo | 227 | 41 | 20 | 14 | - | 63 | 8 | 9 | - | 19 | 4 | 39 | 10 | - |
| D. Francois | 198 | 59 | -3 | -34 | 75 | 32 | 21 | -6 | -47 | -8 | 15 | 22 | 63 | 9 |
| M. Saunders | 182 | - | DNP | - | 12 | 74 | 11 | - | 19 | - | 19 | 44 | 3 | - |
| R. Green | 136 | - | 12 | 32 | - | - | - | - | - | 45 | 31 | 16 | DNP | DNP |
| F. Stevenson | 108 | 20 | DNP | - | 12 | - | - | -1 | 41 | - | 6 | - | 30 | - |
| K. Gavin | 66 | DNP | - | - | DNP | DNP | - | - | DNP | DNP | - | - | - | 66 |
| A. Rasul | 57 | DNP | 57 | - | - | DNP | - | - | - | - | DNP | DNP | DNP | DNP |
| J. Vickers | 44 | - | 4 | 40 | - | DNP | DNP | DNP | DNP | DNP | DNP | DNP | DNP | DNP |
| D. Phillips | 33 | 8 | 15 | - | - | DNP | - | 10 | - | - | - | DNP | DNP | DNP |
| T. McFadden | 16 | - | - | - | - | - | - | 15 | 1 | - | - | - | - | - |
| M. White | 14 | - | - | - | - | - | - | - | 14 | - | - | - | - | - |
| E. Lane | 7 | DNP | DNP | DNP | DNP | DNP | - | - | - | - | - | 7 | - | DNP |
| S. Williams | 5 | DNP | DNP | DNP | DNP | DNP | DNP | DNP | DNP | DNP | 5 | DNP | DNP | DNP |
| J. Cosentino | 3 | DNP | 1 | 2 | DNP | DNP | DNP | DNP | DNP | DNP | DNP | DNP | DNP | DNP |
| C. Plante | 2 | DNP | - | DNP | DNP | DNP | DNP | DNP | DNP | DNP | 2 | DNP | DNP | DNP |
| O. Albert | 1 | DNP | DNP | DNP | DNP | DNP | DNP | DNP | DNP | DNP | 1 | DNP | DNP | DNP |
| J. Harrison | 1 | - | 1 | DNP | DNP | DNP | DNP | DNP | DNP | DNP | DNP | DNP | DNP | DNP |
| S. Maquire | -10 | DNP | DNP | DNP | DNP | DNP | -10 | DNP | - | DNP | - | - | DNP | - |
| TEAM | -24 | -2 | - | -2 | - | - | -5 | - | - | -8 | - | - | - | -7 |

2016 STATS: DEFENSIVE

| Name | GP | Solo Tkls | Ast Tkls | Total Tkls | TFL/Yds | Sacks No-Yds | Int-Yds | BrUp | QBH | Fumbles Rcv-Yds | FF | Blkd Kick | Saf |
|-----------------------|-----------|--------------|-------------|---------------|-----------------|-----------------|--------------|-----------|-----------|--------------------|-----------|--------------|----------|
| 6 Matthew Thomas | 13 | 50 | 27 | 77 | 11.0-32 | 1.0-2 | . | 2 | 4 | . | 1 | . | . |
| 44 DeMarcus Walker | 13 | 46 | 22 | 68 | 21.5-134 | 16.0-118 | . | 2 | 4 | 2-3 | 3 | 1 | . |
| 20 Trey Marshall | 12 | 40 | 18 | 58 | 2.0-4 | . | . | 4 | 2 | . | . | . | . |
| 18 Ro'Derrick Hoskins | 13 | 33 | 20 | 53 | 5.5-12 | 2.5-7 | 33 | 2 | 2 | . | . | . | . |
| 91 Derrick Nnadi | 13 | 26 | 23 | 49 | 10.5-35 | 6.0-29 | . | 1 | 2 | 1-0 | 1 | . | . |
| 16 Jacob Pugh | 12 | 29 | 14 | 43 | 6.0-42 | 4.5-38 | . | . | 2 | 1-0 | 1 | . | . |
| 9 Josh Sweat | 12 | 25 | 16 | 41 | 11.5-49 | 7.0-39 | . | 1 | 6 | . | 1 | . | . |
| 19 A.J. Westbrook | 13 | 31 | 9 | 40 | 1.5-3 | 1.0-1 | . | 4 | 1 | . | . | . | . |
| 7 Ermon Lane | 7 | 26 | 11 | 37 | 0.5-0 | . | 1-7 | 2 | . | . | . | . | . |
| 27 Marquez White | 13 | 19 | 6 | 25 | 2.0-3 | . | 2-14 | 4 | . | . | . | . | . |
| 99 Brian Burns | 13 | 15 | 9 | 24 | 10.5-58 | 9.5-57 | . | . | 1 | . | 1 | 1 | . |
| 24 Marcus Lewis | 8 | 18 | 3 | 21 | 1.0-5 | . | 1-0 | 2 | . | 1-0 | . | . | . |
| 90 Demarcus Christmas | 13 | 11 | 10 | 21 | 2.5-13 | 2.0-12 | . | 5 | . | 1-0 | . | . | . |
| 5 Dontavious Jackson | 12 | 9 | 11 | 20 | 3.0-12 | 0.5-3 | . | . | . | . | . | . | . |
| 4 Tarvarus McFadden | 13 | 16 | 4 | 20 | 3.0-12 | . | 8-16 | 6 | . | . | . | . | . |
| 29 Nate Andrews | 4 | 13 | 5 | 18 | . | . | 1-0 | . | . | . | . | 1-0 | . |
| 37 Kyle Meyers | 13 | 12 | 5 | 17 | . | . | . | 3 | 1 | . | . | . | . |
| 94 Walvenski Aime | 13 | 11 | 6 | 17 | . | . | . | . | 1 | . | . | 1 | . |
| 1 Levonta Taylor | 13 | 14 | 2 | 16 | 1.0-1 | . | . | 1 | . | . | . | . | . |
| 55 Fredrick Jones | 13 | 11 | 4 | 15 | 1.0-4 | . | . | . | 1 | . | . | . | . |
| 56 Emmett Rice | 12 | 5 | 7 | 12 | . | . | . | . | . | 1-8 | . | . | . |
| 87 Jared Jackson | 13 | 5 | 6 | 11 | . | . | . | . | . | . | . | . | . |
| 3 Derwin James | 2 | 9 | 2 | 11 | . | . | 1-0 | . | . | . | . | 1-0 | . |
| 10 Calvin Brewton | 9 | 5 | 1 | 6 | . | . | . | . | . | . | . | . | . |
| 15 Carlos Becker III | 12 | 2 | 3 | 5 | . | . | 1-0 | . | . | . | . | . | . |
| 12 Arthur Williams | 3 | 4 | . | 4 | 1.0-12 | 1.0-12 | . | 1 | . | . | 1 | . | . |
| 40 Nick Patti | 11 | 4 | . | 4 | . | . | . | . | . | . | . | . | . |
| 21 Logan Tyler | 13 | 1 | 2 | 3 | . | . | . | . | . | . | . | . | . |
| 92 Justin Shanks | 3 | 3 | . | 3 | . | . | . | . | . | . | . | . | . |
| 84 Jalen Wilkerson | 3 | 3 | . | 3 | . | . | . | . | . | . | . | . | . |
| 51 Josh Brown | 10 | 1 | 1 | 2 | . | . | . | . | . | . | . | . | . |
| 23 Freddie Stevenson | 12 | . | 2 | 2 | . | . | . | . | . | . | . | . | . |
| 28 Malique Jackson | 6 | 1 | . | 1 | . | . | . | . | . | . | . | . | . |
| 18 Auden Tate | 13 | 1 | . | 1 | . | . | . | . | . | . | . | . | . |
| 47 Stephen Gabbard | 13 | . | 1 | 1 | . | . | . | . | . | . | . | . | . |
| 4 Dalvin Cook | 13 | 1 | . | 1 | . | . | . | . | . | . | . | . | . |
| 15 Travis Rudolph | 13 | 1 | . | 1 | . | . | . | . | . | . | . | . | . |
| 88 Mavin Saunders | 12 | 1 | . | 1 | . | . | . | . | . | . | . | . | . |
| 80 Nyqwan Murray | 13 | 1 | . | 1 | . | . | . | . | . | . | . | . | . |
| 41 Jack Steed | 13 | 1 | . | 1 | . | . | . | . | . | . | . | . | . |
| 22 Amir Rasul | 7 | . | . | . | . | . | . | . | . | 1-0 | . | . | . |
| TM TEAM | 7 | . | . | . | . | . | . | . | . | . | . | 1 | . |
| 12 Deondre Francois | 13 | . | . | . | . | . | . | . | . | 0-2 | . | . | . |
| Total..... | 13 | 504 | 250 | 754 | 95-431 | 51-318 | 15-37 | 40 | 27 | 8-7 | 9 | 4 | . |
| Opponents..... | 13 | 539 | 312 | 851 | 86.0-426 | 36-301 | 8-84 | 58 | 28 | 12-51 | 15 | 3 | 1 |

2016 STATS: INDIVIDUAL DEFENSE GAME-BY-GAME

TACKLES

| Name | UA-A | TOT | OM | CSU | LOU | USF | UNC | UM | WF | CU | NCS | BC | SU | UF | MICH |
|---------------|-------|-----|-----|-----|-----|-----|-----|-----|-----|-----|-----|-----|-----|-----|------|
| M. Thomas | 50-27 | 77 | 7-0 | 1-2 | 6-4 | 2-0 | 5-3 | 3-0 | 0-1 | 1-0 | 2-7 | 5-1 | 5-0 | 4-3 | 9-6 |
| D. Walker | 46-22 | 68 | 5-1 | 1-1 | 4-3 | 3-0 | 3-3 | 1-1 | 4-2 | 3-7 | 8-2 | 1-2 | 4-0 | 5-0 | 4-0 |
| T. Marshall | 40-18 | 58 | 4-3 | - | 2-3 | 3-0 | 7-0 | 2-1 | 6-2 | 8-3 | DNP | 2-2 | 1-0 | 2-3 | 3-1 |
| R. Hoskins | 33-20 | 53 | 1-4 | 3-1 | 2-0 | 1-0 | 3-2 | 1-0 | 2-3 | 2-1 | 2-1 | 4-2 | 3-1 | 3-3 | 6-2 |
| D. Nnadi | 26-23 | 49 | 0-2 | 3-0 | 0-1 | - | 0-1 | 6-1 | 2-2 | 4-4 | 4-4 | 1-2 | 3-1 | 2-1 | 1-4 |
| J. Pugh | 29-14 | 43 | 3-1 | 1-1 | 6-2 | 2-0 | - | 4-1 | - | 3-1 | 3-5 | 1-0 | DNP | 2-1 | 4-2 |
| J. Sweat | 25-16 | 41 | 1-0 | 2-0 | - | DNP | 0-1 | 3-0 | 4-3 | 2-1 | 1-1 | 2-2 | 7-1 | 2-5 | 1-2 |
| A. Westbrook | 31-9 | 40 | - | - | 2-1 | 2-0 | 1-0 | 0-1 | 3-0 | 2-4 | 6-1 | 3-0 | 4-0 | 2-0 | 6-2 |
| E. Lane | 26-11 | 37 | DNP | DNP | DNP | DNP | DNP | 4-0 | 4-3 | 4-1 | 7-3 | 2-1 | 2-2 | 3-1 | DNP |
| M. White | 19-6 | 25 | - | - | 2-0 | 1-1 | 5-0 | 2-0 | 0-1 | 1-1 | - | 2-0 | 2-1 | 2-1 | 2-1 |
| B. Burns | 15-9 | 24 | - | 4-1 | 0-1 | 3-0 | - | - | - | 1-0 | 2-1 | 0-2 | 3-2 | 2-2 | - |
| M. Lewis | 18-3 | 21 | 5-0 | 3-1 | 2-0 | 0-1 | 5-1 | 2-0 | - | 1-0 | DNP | DNP | DNP | DNP | DNP |
| D. Christmas | 11-10 | 21 | 0-1 | - | 1-1 | - | 2-3 | 2-0 | 1-2 | 2-2 | - | 2-0 | - | 1-0 | 0-1 |
| D. Jackson | 9-11 | 20 | DNP | 2-1 | - | 2-0 | 3-0 | 1-0 | 0-4 | 0-2 | 0-2 | 1-2 | - | - | - |
| T. McFadden | 16-4 | 20 | 1-0 | - | 1-1 | 2-1 | 1-0 | 1-0 | 0-1 | 2-0 | 2-0 | 1-0 | - | 3-1 | 2-0 |
| N. Andrews | 13-5 | 18 | DNP | DNP | 4-1 | 4-2 | 4-2 | 1-0 | DNP | DNP | DNP | DNP | DNP | DNP | DNP |
| K. Meyers | 12-5 | 17 | 0-1 | - | 0-1 | - | 3-0 | - | 2-0 | 1-1 | 4-2 | - | 1-0 | - | 1-0 |
| W. Aime | 11-6 | 17 | - | 1-1 | 2-3 | 2-0 | 1-1 | 3-1 | - | - | 1-0 | 1-0 | - | - | - |
| L. Taylor | 14-2 | 16 | 0-1 | 3-0 | - | - | DNP | 1-0 | 1-0 | - | 4-0 | - | 2-0 | 1-0 | 2-1 |
| F. Jones | 11-4 | 15 | - | 1-0 | 1-0 | 3-0 | 1-1 | - | - | 0-1 | 1-0 | 0-1 | 2-1 | 1-0 | 1-0 |
| E. Rice | 5-7 | 12 | DNP | 1-1 | 0-1 | 2-0 | - | - | - | - | 0-1 | 1-4 | 1-0 | - | - |
| J. Jackson | 5-6 | 11 | - | 2-1 | 1-1 | - | - | 0-1 | 1-0 | 0-1 | 0-2 | - | 1-0 | - | - |
| D. James | 9-2 | 11 | 6-2 | 3-0 | DNP | DNP | DNP | DNP | DNP | DNP | DNP | DNP | DNP | DNP | DNP |
| C. Brewton | 5-1 | 6 | - | 1-0 | - | 1-1 | DNP | DNP | DNP | 2-0 | - | - | 1-0 | DNP | - |
| C. Becker III | 2-3 | 5 | DNP | 1-1 | - | - | - | - | - | - | - | 0-1 | 1-1 | - | - |
| A. Williams | 4-0 | 4 | DNP | 3-0 | 1-0 | DNP | DNP | DNP | DNP | DNP | DNP | - | DNP | DNP | DNP |
| N. Patti | 4-0 | 4 | - | - | 1-0 | 1-0 | - | 1-0 | - | - | DNP | - | 1-0 | - | DNP |
| J. Shanks | 3-0 | 3 | DNP | 1-0 | DNP | DNP | DNP | DNP | DNP | DNP | DNP | - | 2-0 | DNP | DNP |
| J. Wilkerson | 3-0 | 3 | DNP | 1-0 | 1-0 | DNP | DNP | 1-0 | DNP | DNP | DNP | DNP | DNP | DNP | DNP |
| L. Tyler | 1-2 | 3 | 0-1 | - | - | - | - | 1-0 | - | - | 0-1 | - | - | - | - |
| J. Brown | 1-1 | 2 | 1-0 | - | - | - | - | - | - | - | 0-1 | DNP | DNP | DNP | - |
| F. Stevenson | 0-2 | 2 | 0-1 | DNP | - | - | - | - | - | - | - | - | - | 0-1 | - |
| S. Gabbard | 0-1 | 1 | - | - | - | - | - | 0-1 | - | - | - | - | - | - | - |
| J. Steed | 1-0 | 1 | - | - | - | - | 1-0 | - | - | - | - | - | - | - | - |
| M. Jackson | 1-0 | 1 | DNP | 1-0 | - | DNP | DNP | - | - | DNP | DNP | - | - | DNP | DNP |
| A. Tate | 1-0 | 1 | - | - | - | - | - | - | - | - | - | - | - | 1-0 | - |
| M. Saunders | 1-0 | 1 | - | DNP | - | - | - | 1-0 | - | - | - | - | - | - | - |
| D. Cook | 1-0 | 1 | - | - | - | - | - | - | 1-0 | - | - | - | - | - | - |
| T. Rudolph | 1-0 | 1 | - | 1-0 | - | - | - | - | - | - | - | - | - | - | - |
| N. Murray | 1-0 | 1 | - | - | 1-0 | - | - | - | - | - | - | - | - | - | - |

SACKS

| Name | UA-A | TOT | OM | CSU | LOU | USF | UNC | UM | WF | CU | NCS | BC | SU | UF | MICH |
|--------------|------|------|--------|--------|-------|--------|-------|-------|--------|-------|--------|--------|--------|--------|--------|
| D. Walker | 15-2 | 16.0 | 4.5-37 | - | - | 1.0-13 | 1.0-7 | - | 2.0-15 | - | 2.0-12 | 0.5-2 | 2.0-6 | 2.0-23 | 1.0-3 |
| B. Burns | 8-3 | 9.5 | - | 2.0-19 | - | 2.0-12 | - | - | - | 1.0-1 | - | 0.5-3 | 2.5-12 | 1.5-10 | - |
| J. Sweat | 5-4 | 7.0 | - | - | - | DNP | - | 1.0-3 | 1.5-11 | - | - | - | 1.5-6 | 1.5-9 | 1.5-10 |
| D. Nnadi | 5-2 | 6.0 | - | 1.0-6 | - | - | 0.5-2 | 1.0-6 | - | 1.0-5 | - | 1.0-3 | - | 1.0-5 | 0.5-2 |
| J. Pugh | 4-1 | 4.5 | 0.5-3 | - | 1.0-9 | - | - | 1.0-5 | - | - | - | 1.0-10 | DNP | - | 1.0-11 |
| R. Hoskins | 2-1 | 2.5 | - | - | - | - | - | - | 0.5-3 | 1.0-1 | - | - | 1.0-3 | - | - |
| D. Christmas | 1-2 | 2.0 | - | - | - | - | 0.5-2 | - | 0.5-4 | 1.0-6 | - | - | - | - | - |
| A. Williams | 1-0 | 1.0 | DNP | 1.0-12 | - | DNP | DNP | DNP | DNP | DNP | DNP | - | DNP | DNP | DNP |
| M. Thomas | 1-0 | 1.0 | - | - | - | - | - | - | - | - | - | - | 1.0-2 | - | - |
| A. Westbrook | 1-0 | 1.0 | - | - | - | - | 1.0-1 | - | - | - | - | - | - | - | - |
| D. Jackson | 0-1 | 0.5 | DNP | - | - | - | - | - | 0.5-3 | - | - | - | - | - | - |

TACKLES FOR LOSS

| Name | UA-A | TOT | OM | CSU | LOU | USF | UNC | UM | WF | CU | NCS | BC | SU | UF | MICH |
|--------------|------|------|--------|--------|--------|--------|-------|-------|--------|-------|--------|--------|--------|--------|--------|
| D. Walker | 20-3 | 21.5 | 4.5-37 | - | - | 2.0-15 | 1.0-7 | 0.5-1 | 2.0-15 | - | 2.0-12 | 1.5-8 | 2.0-6 | 2.0-23 | 4.0-10 |
| J. Sweat | 9-5 | 11.5 | - | 1.0-5 | - | DNP | - | 1.0-3 | 1.5-11 | 1.0-1 | - | 0.5-2 | 2.5-7 | 2.5-10 | 1.5-10 |
| M. Thomas | 10-2 | 11.0 | 1.0-7 | 1.0-2 | - | - | 1.0-3 | - | - | - | 0.5-1 | 2.0-3 | 1.0-2 | 1.0-2 | 3.5-12 |
| B. Burns | 9-3 | 10.5 | - | 3.0-20 | - | 2.0-12 | - | - | - | 1.0-1 | - | 0.5-3 | 2.5-12 | 1.5-10 | - |
| D. Nnadi | 8-5 | 10.5 | - | 1.0-6 | - | - | 0.5-2 | 2.5-8 | - | 2.0-6 | - | 1.5-4 | 1.0-2 | 1.0-5 | 1.0-2 |
| J. Pugh | 5-2 | 6.0 | 0.5-3 | - | 2.0-12 | - | - | 1.0-5 | - | - | 0.5-1 | 1.0-10 | DNP | - | 1.0-11 |
| R. Hoskins | 5-1 | 5.5 | - | - | - | - | - | - | 0.5-3 | 1.0-1 | - | 1.0-3 | 1.0-3 | - | 2.0-2 |
| D. Jackson | 2-2 | 3.0 | DNP | 1.0-7 | - | - | - | 1.0-1 | 1.0-4 | - | - | - | - | - | - |
| T. McFadden | 3-0 | 3.0 | - | - | - | 1.0-7 | - | 1.0-4 | - | 1.0-1 | - | - | - | - | - |
| D. Christmas | 1-3 | 2.5 | - | - | - | - | 0.5-2 | - | 0.5-4 | 1.0-6 | - | - | - | - | 0.5-1 |
| M. White | 2-0 | 2.0 | - | - | - | - | - | - | - | - | - | 1.0-1 | - | 1.0-2 | - |
| T. Marshall | 2-0 | 2.0 | - | - | - | - | 1.0-1 | - | 1.0-3 | - | DNP | - | - | - | - |
| A. Westbrook | 1-1 | 1.5 | - | - | - | - | 1.0-1 | - | - | - | - | - | - | - | 0.5-2 |
| F. Jones | 1-0 | 1.0 | - | - | - | 1.0-4 | - | - | - | - | - | - | - | - | - |
| M. Lewis | 1-0 | 1.0 | - | 1.0-5 | - | - | - | - | - | - | DNP | DNP | DNP | DNP | DNP |
| A. Williams | 1-0 | 1.0 | DNP | 1.0-12 | - | DNP | DNP | DNP | DNP | DNP | DNP | - | DNP | DNP | DNP |
| L. Taylor | 1-0 | 1.0 | - | - | - | - | DNP | - | - | - | - | - | - | - | 1.0-1 |
| E. Lane | 0-1 | 0.5 | DNP | DNP | DNP | DNP | DNP | - | 0.5-0 | - | - | - | - | - | DNP |

2016 STATS: FSU GAME-BY-GAME

| Date | Opponent | Rushing | | | | Receiving | | | | Passing | | | | Kick Returns | | | | Punt Returns | | | | Total Offense | | |
|-----------------|---------------------|------------|-------------|-----------|-----------|------------|-------------|-----------|-----------|------------|------------|-----------|-------------|--------------|-----------|-----------|------------|--------------|-----------|-----------|------------|------------------|-----------|-------------|
| | | No. | Yds | TD | Lg | No. | Yds | TD | Lg | Cmp | Att | Int | Yds | TD | Lg | No. | Yds | TD | Lg | No. | Yds | | TD | Lg |
| Sep 05, 2016 | vs Ole Miss | 41 | 161 | 2 | 31 | 33 | 419 | 2 | 31 | 33 | 52 | 0 | 419 | 2 | 31 | 3 | 81 | 0 | 46 | 1 | -5 | 0 | 0 | 580 |
| Sep 10, 2016 | CHARLESTON SOUTHERN | 36 | 169 | 3 | 37 | 26 | 269 | 3 | 36 | 26 | 35 | 1 | 269 | 3 | 36 | 2 | 17 | 0 | 11 | 1 | 89 | 1 | 89 | 438 |
| Sep 17, 2016 | at Louisville | 43 | 171 | 0 | 41 | 8 | 113 | 2 | 23 | 8 | 24 | 1 | 113 | 2 | 23 | 6 | 133 | 0 | 35 | 1 | 0 | 0 | 0 | 284 |
| Sep 24, 2016 | at USF | 63 | 478 | 6 | 75 | 11 | 169 | 1 | 39 | 11 | 19 | 0 | 169 | 1 | 39 | 4 | 128 | 0 | 53 | 4 | 59 | 0 | 18 | 647 |
| Oct 01, 2016 | NORTH CAROLINA | 43 | 223 | 5 | 21 | 20 | 372 | 0 | 41 | 20 | 32 | 0 | 372 | 0 | 41 | 2 | 40 | 0 | 22 | 0 | 0 | 0 | 0 | 595 |
| Oct 08, 2016 | at Miami (FL) | 43 | 167 | 0 | 54 | 21 | 240 | 2 | 59 | 21 | 33 | 1 | 240 | 2 | 59 | 2 | 26 | 0 | 14 | 2 | 12 | 0 | 13 | 407 |
| Oct 15, 2016 | WAKE FOREST | 38 | 123 | 1 | 18 | 22 | 319 | 1 | 58 | 22 | 37 | 1 | 319 | 1 | 58 | 1 | 22 | 0 | 22 | 0 | 0 | 0 | 0 | 442 |
| Oct 29, 2016 | CLEMSON | 28 | 163 | 4 | 70 | 17 | 286 | 1 | 40 | 17 | 35 | 1 | 286 | 1 | 40 | 5 | 93 | 0 | 22 | 0 | 0 | 0 | 0 | 449 |
| Nov 05, 2016 | at NC State | 24 | 63 | 2 | 14 | 22 | 330 | 1 | 38 | 22 | 39 | 0 | 330 | 1 | 38 | 4 | 81 | 0 | 24 | 0 | 0 | 0 | 0 | 393 |
| Nov 11, 2016 | BOSTON COLLEGE | 39 | 180 | 1 | 30 | 21 | 236 | 5 | 28 | 21 | 31 | 0 | 236 | 5 | 28 | 2 | 22 | 0 | 12 | 2 | 5 | 0 | 5 | 416 |
| Nov 19, 2016 | at Syracuse | 45 | 334 | 4 | 41 | 19 | 320 | 2 | 39 | 19 | 31 | 1 | 320 | 2 | 39 | 0 | 0 | 0 | 0 | 5 | -1 | 0 | 5 | 654 |
| Nov 26, 2016 | FLORIDA | 40 | 249 | 3 | 27 | 15 | 138 | 1 | 46 | 15 | 26 | 1 | 138 | 1 | 46 | 1 | 36 | 0 | 36 | 3 | -2 | 0 | 5 | 387 |
| Dec 30, 2016 | vs Michigan | 35 | 149 | 2 | 71 | 9 | 222 | 2 | 92 | 9 | 27 | 1 | 222 | 2 | 92 | 1 | 66 | 0 | 66 | 3 | 6 | 0 | 7 | 371 |
| Totals | | 518 | 2630 | 33 | 75 | 244 | 3433 | 23 | 92 | 244 | 421 | 8 | 3433 | 23 | 92 | 33 | 745 | 0 | 66 | 22 | 163 | 1 | 89 | 6063 |
| Opponent | | 457 | 1664 | 19 | 48 | 224 | 2874 | 18 | 84 | 224 | 404 | 15 | 2874 | 18 | 84 | 33 | 595 | 0 | 36 | 15 | 279 | 1 | 69 | 4538 |

Games: 13 | Avg/rush: 5.1 | Avg/catch: 14.1 | Pass effic: 140.68 | KR avg: 22.6 | PR avg: 7.4 | All purpose avg/game: 539.1 | Total offense avg/gm: 466.4

| Date | Opponent | Tackles | | | TFL-Yds | Sacks No-Yds | Fumbles | | Pass Defense | | | Blkd Kick | PAT | | | Saf | Pts |
|-----------------|---------------------|------------|------------|------------|-----------------|-----------------|-----------|--------------|--------------|-----------|-----------|--------------|--------------|----------|----------|----------|------------|
| | | Solo | Ast | Total | | | FF | FR-Yds | Int-Yds | QBH | Brk | | Att-Mad | Run | Rcv | | |
| Sep 05, 2016 | vs Ole Miss | 34 | 18 | 52 | 6.0-47 | 5.0-40 | 1 | 1-0 | 3-0 | 2 | 3 | 0 | 3-3 | 0 | 0 | 0 | 45 |
| Sep 10, 2016 | CHARLESTON SOUTHERN | 40 | 12 | 52 | 9.0-57 | 4.0-37 | 3 | 3-8 | 0-0 | 3 | 2 | 0 | 7-7 | 0 | 0 | 0 | 52 |
| Sep 17, 2016 | at Louisville | 40 | 24 | 64 | 2.0-12 | 1.0-9 | 0 | 0-0 | 1-0 | 0 | 1 | 0 | 2-2 | 0 | 0 | 0 | 20 |
| Sep 24, 2016 | at USF | 34 | 6 | 40 | 6.0-38 | 3.0-25 | 0 | 0-0 | 2-0 | 0 | 1 | 0 | 7-7 | 0 | 0 | 0 | 55 |
| Oct 01, 2016 | NORTH CAROLINA | 45 | 18 | 63 | 5.0-16 | 3.0-12 | 2 | 1-0 | 0-0 | 3 | 1 | 1 | 5-5 | 0 | 0 | 0 | 35 |
| Oct 08, 2016 | at Miami (FL) | 41 | 8 | 49 | 7.0-22 | 3.0-14 | 0 | 0-2 | 1-0 | 2 | 4 | 1 | 2-2 | 0 | 0 | 0 | 20 |
| Oct 15, 2016 | WAKE FOREST | 31 | 24 | 55 | 7.0-40 | 5.0-36 | 0 | 1-0 | 2-15 | 4 | 5 | 0 | 2-2 | 0 | 0 | 0 | 17 |
| Oct 29, 2016 | CLEMSON | 39 | 30 | 69 | 7.0-16 | 4.0-13 | 0 | 0-0 | 2-15 | 3 | 5 | 0 | 4-4 | 0 | 0 | 0 | 34 |
| Nov 05, 2016 | at NC State | 47 | 34 | 81 | 3.0-14 | 2.0-12 | 0 | 0-0 | 1-0 | 2 | 6 | 0 | 3-3 | 0 | 0 | 0 | 24 |
| Nov 11, 2016 | BOSTON COLLEGE | 29 | 22 | 51 | 9.0-34 | 3.0-18 | 0 | 0-0 | 0-0 | 1 | 3 | 1 | 6-6 | 0 | 0 | 0 | 45 |
| Nov 19, 2016 | at Syracuse | 46 | 10 | 56 | 10.0-32 | 8.0-29 | 0 | 0-0 | 2-7 | 1 | 0 | 1 | 6-6 | 0 | 0 | 0 | 45 |
| Nov 26, 2016 | FLORIDA | 36 | 22 | 58 | 9.0-52 | 6.0-47 | 3 | 2-3 | 0-0 | 3 | 5 | 0 | 4-4 | 0 | 0 | 0 | 31 |
| Dec 30, 2016 | vs Michigan | 42 | 22 | 64 | 15.0-51 | 4.0-26 | 0 | 0-0 | 1-0 | 3 | 4 | 0 | 4-3 | 0 | 0 | 0 | 33 |
| Totals | | 504 | 250 | 754 | 95.0-431 | 51.0-318 | 9 | 8-7 | 15-37 | 27 | 40 | 4 | 55-54 | 0 | 0 | 0 | 456 |
| Opponent | | 539 | 312 | 851 | 86.0-426 | 36.0-301 | 15 | 12-51 | 8-84 | 28 | 58 | 3 | 35-32 | 0 | 2 | 1 | 325 |

| Date | Opponent | Punting | | | | | | | | | | Field Goals | | | Kickoffs | | | |
|-----------------|---------------------|-----------|-------------|-------------|-----------|----------|----------|-----------|-----------|-----------|--------------|-------------|----------|-----------|-------------|-------------|-----------|----------|
| | | No | Yds | Avg | Long | Blkd | TB | FC | 50+ | I20 | Att-Made | Lg | Blkd | No | Yds | Avg | TB | OB |
| Sep 05, 2016 | vs Ole Miss | 3 | 132 | 44.0 | 47 | 0 | 0 | 1 | 0 | 1 | 6-6 | 44 | 0 | 11 | 710 | 64.5 | 7 | 0 |
| Sep 10, 2016 | CHARLESTON SOUTHERN | 2 | 102 | 51.0 | 52 | 0 | 0 | 0 | 2 | 1 | 1-1 | 46 | 0 | 10 | 650 | 65.0 | 6 | 0 |
| Sep 17, 2016 | at Louisville | 8 | 358 | 44.8 | 51 | 0 | 0 | 2 | 2 | 0 | 3-2 | 47 | 0 | 5 | 319 | 63.8 | 3 | 0 |
| Sep 24, 2016 | at USF | 3 | 104 | 34.7 | 41 | 0 | 0 | 0 | 0 | 1 | 2-2 | 35 | 0 | 10 | 651 | 65.1 | 6 | 0 |
| Oct 01, 2016 | NORTH CAROLINA | 1 | 33 | 33.0 | 33 | 0 | 0 | 1 | 0 | 1 | 3-0 | 0 | 1 | 6 | 388 | 64.7 | 5 | 0 |
| Oct 08, 2016 | at Miami (FL) | 5 | 228 | 45.6 | 57 | 0 | 1 | 0 | 1 | 1 | 2-2 | 32 | 0 | 5 | 310 | 62.0 | 4 | 0 |
| Oct 15, 2016 | WAKE FOREST | 5 | 186 | 37.2 | 54 | 0 | 0 | 2 | 1 | 1 | 2-1 | 29 | 0 | 4 | 240 | 60.0 | 2 | 0 |
| Oct 29, 2016 | CLEMSON | 7 | 265 | 37.9 | 51 | 0 | 1 | 1 | 1 | 1 | 0-0 | 0 | 0 | 6 | 380 | 63.3 | 5 | 0 |
| Nov 05, 2016 | at NC State | 5 | 185 | 37.0 | 43 | 0 | 0 | 1 | 0 | 1 | 1-1 | 32 | 0 | 5 | 320 | 64.0 | 2 | 0 |
| Nov 11, 2016 | BOSTON COLLEGE | 5 | 199 | 39.8 | 45 | 0 | 0 | 5 | 0 | 1 | 1-1 | 53 | 0 | 8 | 512 | 64.0 | 5 | 0 |
| Nov 19, 2016 | at Syracuse | 3 | 121 | 40.3 | 48 | 0 | 0 | 1 | 0 | 0 | 2-1 | 42 | 0 | 8 | 520 | 65.0 | 4 | 0 |
| Nov 26, 2016 | FLORIDA | 3 | 107 | 35.7 | 44 | 0 | 0 | 1 | 0 | 2 | 3-1 | 22 | 1 | 6 | 390 | 65.0 | 4 | 0 |
| Dec 30, 2016 | vs Michigan | 6 | 207 | 34.5 | 47 | 0 | 0 | 1 | 0 | 0 | 2-2 | 42 | 0 | 7 | 433 | 61.9 | 4 | 1 |
| Totals | | 56 | 2227 | 39.8 | 57 | 0 | 2 | 16 | 7 | 11 | 28-20 | 53 | 2 | 91 | 5823 | 64.0 | 57 | 1 |
| Opponent | | 76 | 3191 | 42.0 | 67 | 2 | 3 | 31 | 20 | 27 | 20-15 | 54 | 0 | 65 | 4009 | 61.7 | 26 | 5 |

2016 STATS: OPPONENT GAME-BY-GAME

| Date | Opponent | Rushing | | | | Receiving | | | | Passing | | | | Kick Returns | | | | Punt Returns | | | | Total Offense | | |
|------------------------|---------------------|------------|-------------|-----------|-----------|------------|-------------|-----------|-----------|------------|------------|-----------|-------------|--------------|-----------|-----------|------------|--------------|-----------|-----------|------------|------------------|-----------|-------------|
| | | No. | Yds | TD | Lg | No. | Yds | TD | Lg | Cmp | Att | Int | Yds | TD | Lg | No. | Yds | TD | Lg | No. | Yds | | TD | Lg |
| Sep 05, 2016 | vs Ole Miss | 25 | 67 | 1 | 14 | 21 | 313 | 4 | 42 | 21 | 39 | 3 | 313 | 4 | 42 | 4 | 74 | 0 | 20 | 1 | 7 | 0 | 7 | 380 |
| Sep 10, 2016 | CHARLESTON SOUTHERN | 39 | 152 | 0 | 25 | 7 | 142 | 1 | 57 | 7 | 20 | 0 | 142 | 1 | 57 | 4 | 73 | 0 | 26 | 1 | -6 | 0 | 0 | 294 |
| Sep 17, 2016 | at Louisville | 46 | 314 | 7 | 47 | 13 | 216 | 1 | 44 | 13 | 20 | 1 | 216 | 1 | 44 | 2 | 32 | 0 | 16 | 2 | 130 | 1 | 69 | 530 |
| Sep 24, 2016 | at USF | 41 | 290 | 4 | 48 | 5 | 160 | 1 | 84 | 5 | 14 | 2 | 160 | 1 | 84 | 4 | 62 | 0 | 16 | 1 | 8 | 0 | 8 | 450 |
| Oct 01, 2016 | NORTH CAROLINA | 32 | 133 | 2 | 30 | 31 | 405 | 3 | 44 | 31 | 38 | 0 | 405 | 3 | 44 | 1 | 21 | 0 | 21 | 0 | 0 | 0 | 0 | 538 |
| Oct 08, 2016 | at Miami (FL) | 28 | 62 | 0 | 12 | 19 | 214 | 2 | 38 | 19 | 32 | 1 | 214 | 2 | 38 | 1 | 8 | 0 | 8 | 3 | 58 | 0 | 43 | 276 |
| Oct 15, 2016 | WAKE FOREST | 32 | 68 | 0 | 19 | 16 | 184 | 0 | 32 | 16 | 34 | 2 | 184 | 0 | 32 | 2 | 34 | 0 | 22 | 1 | 25 | 0 | 25 | 252 |
| Oct 29, 2016 | CLEMSON | 38 | 133 | 2 | 18 | 27 | 378 | 2 | 41 | 27 | 43 | 2 | 378 | 2 | 41 | 1 | 22 | 0 | 22 | 1 | -8 | 0 | 0 | 511 |
| Nov 05, 2016 | at NC State | 41 | 165 | 1 | 25 | 25 | 304 | 1 | 31 | 25 | 41 | 1 | 304 | 1 | 31 | 3 | 60 | 0 | 23 | 0 | 0 | 0 | 0 | 469 |
| Nov 11, 2016 | BOSTON COLLEGE | 35 | 96 | 1 | 39 | 4 | 50 | 0 | 21 | 4 | 13 | 0 | 50 | 0 | 21 | 3 | 43 | 0 | 16 | 0 | 0 | 0 | 0 | 146 |
| Nov 19, 2016 | at Syracuse | 35 | 37 | 0 | 7 | 16 | 196 | 2 | 46 | 16 | 37 | 2 | 196 | 2 | 46 | 4 | 97 | 0 | 36 | 2 | 64 | 0 | 42 | 233 |
| Nov 26, 2016 | FLORIDA | 29 | 58 | 0 | 24 | 19 | 149 | 0 | 25 | 19 | 35 | 0 | 149 | 0 | 25 | 2 | 29 | 0 | 20 | 1 | 2 | 0 | 2 | 207 |
| Dec 30, 2016 | vs Michigan | 36 | 89 | 1 | 30 | 21 | 163 | 1 | 21 | 21 | 38 | 1 | 163 | 1 | 21 | 2 | 40 | 0 | 26 | 2 | -1 | 0 | 0 | 252 |
| Opponent totals | | 457 | 1664 | 19 | 48 | 224 | 2874 | 18 | 84 | 224 | 404 | 15 | 2874 | 18 | 84 | 33 | 595 | 0 | 36 | 15 | 279 | 1 | 69 | 4538 |
| Florida State | | 518 | 2630 | 33 | 75 | 244 | 3433 | 23 | 92 | 244 | 421 | 8 | 3433 | 23 | 92 | 33 | 745 | 0 | 66 | 22 | 163 | 1 | 89 | 6063 |

Games: 13 | Avg/rush: 3.6 | Avg/catch: 12.8 | Pass effic: 122.48 | KR avg: 18.0 | PR avg: 18.6 | All purpose avg/game: 422.8 | Total offense avg/gm: 349.1

| Date | Opponent | Tackles | | | TFL-Yds | Sacks No-Yds | Fumbles | | Pass Defense | | | Blkd Kick | PAT | | | Pts | |
|------------------------|---------------------|------------|------------|------------|-----------------|-----------------|-----------|--------------|--------------|-----------|-----------|--------------|--------------|----------|----------|----------|------------|
| | | Solo | Ast | Total | | | FF | FR-Yds | Int-Yds | QBH | Brk | | Att-Mad | Run | Rcv | | Saf |
| Sep 05, 2016 | vs Ole Miss | 54 | 32 | 86 | 6.0-25 | 3.0-16 | 0 | 0-0 | 0-0 | 5 | 6 | 0 | 4-4 | 0 | 0 | 0 | 34 |
| Sep 10, 2016 | CHARLESTON SOUTHERN | 46 | 26 | 72 | 7.0-33 | 3.0-22 | 1 | 0-0 | 1-4 | 0 | 4 | 0 | 1-0 | 0 | 0 | 1 | 8 |
| Sep 17, 2016 | at Louisville | 38 | 28 | 66 | 9.0-55 | 5.0-47 | 0 | 1-0 | 1-36 | 5 | 5 | 0 | 9-9 | 0 | 0 | 0 | 63 |
| Sep 24, 2016 | at USF | 54 | 36 | 90 | 7.0-26 | 3.0-17 | 1 | 1-0 | 0-0 | 0 | 1 | 0 | 5-5 | 0 | 0 | 0 | 35 |
| Oct 01, 2016 | NORTH CAROLINA | 40 | 28 | 68 | 4.0-21 | 2.0-18 | 1 | 0-0 | 0-0 | 3 | 4 | 1 | 5-4 | 0 | 0 | 0 | 37 |
| Oct 08, 2016 | at Miami (FL) | 53 | 10 | 63 | 6.0-30 | 2.0-21 | 0 | 0-0 | 1-11 | 1 | 7 | 0 | 2-1 | 0 | 0 | 0 | 19 |
| Oct 15, 2016 | WAKE FOREST | 42 | 24 | 66 | 7.0-39 | 3.0-30 | 3 | 3-39 | 1-0 | 2 | 4 | 0 | 0-0 | 0 | 0 | 0 | 6 |
| Oct 29, 2016 | CLEMSON | 33 | 18 | 51 | 10.0-66 | 6.0-56 | 1 | 0-0 | 1-3 | 1 | 3 | 0 | 2-2 | 0 | 1 | 0 | 37 |
| Nov 05, 2016 | at NC State | 31 | 26 | 57 | 4.0-20 | 1.0-8 | 1 | 1-0 | 0-0 | 2 | 5 | 0 | 2-2 | 0 | 0 | 0 | 20 |
| Nov 11, 2016 | BOSTON COLLEGE | 39 | 20 | 59 | 10.0-55 | 4.0-37 | 2 | 0-0 | 0-0 | 0 | 5 | 0 | 1-1 | 0 | 0 | 0 | 7 |
| Nov 19, 2016 | at Syracuse | 51 | 16 | 67 | 5.0-13 | 2.0-7 | 2 | 3-0 | 1-1 | 2 | 2 | 0 | 2-2 | 0 | 0 | 0 | 14 |
| Nov 26, 2016 | FLORIDA | 33 | 26 | 59 | 5.0-9 | 0.0-0 | 2 | 2-12 | 1-15 | 2 | 7 | 1 | 1-1 | 0 | 0 | 0 | 13 |
| Dec 30, 2016 | vs Michigan | 25 | 22 | 47 | 6.0-34 | 2.0-22 | 1 | 1-0 | 1-14 | 5 | 5 | 1 | 1-1 | 0 | 1 | 0 | 32 |
| Opponent totals | | 539 | 312 | 851 | 86.0-426 | 36.0-301 | 15 | 12-51 | 8-84 | 28 | 58 | 3 | 35-32 | 0 | 2 | 1 | 325 |
| Florida State | | 504 | 250 | 754 | 95.0-431 | 51.0-318 | 9 | 8-7 | 15-37 | 27 | 40 | 4 | 55-54 | 0 | 0 | 0 | 456 |

| Date | Opponent | Punting | | | | | | | | | | Field Goals | | | Kickoffs | | | |
|------------------------|---------------------|-----------|-------------|-------------|-----------|----------|----------|-----------|-----------|-----------|--------------|-------------|----------|-----------|-------------|-------------|-----------|----------|
| | | No | Yds | Avg | Long | Blkd | TB | FC | 50+ | I20 | Att-Made | Lg | Blkd | No | Yds | Avg | TB | OB |
| Sep 05, 2016 | vs Ole Miss | 4 | 176 | 44.0 | 51 | 0 | 0 | 3 | 1 | 0 | 0-0 | 0 | 0 | 6 | 371 | 61.8 | 3 | 0 |
| Sep 10, 2016 | CHARLESTON SOUTHERN | 7 | 271 | 38.7 | 49 | 0 | 0 | 1 | 0 | 3 | 1-0 | 0 | 0 | 2 | 91 | 45.5 | 0 | 0 |
| Sep 17, 2016 | at Louisville | 4 | 132 | 33.0 | 39 | 0 | 0 | 2 | 0 | 2 | 1-0 | 0 | 0 | 10 | 592 | 59.2 | 2 | 1 |
| Sep 24, 2016 | at USF | 6 | 285 | 47.5 | 54 | 0 | 0 | 1 | 3 | 2 | 0-0 | 0 | 0 | 6 | 379 | 63.2 | 2 | 0 |
| Oct 01, 2016 | NORTH CAROLINA | 1 | 39 | 39.0 | 39 | 0 | 0 | 1 | 0 | 0 | 2-1 | 54 | 0 | 6 | 384 | 64.0 | 4 | 0 |
| Oct 08, 2016 | at Miami (FL) | 6 | 275 | 45.8 | 63 | 0 | 0 | 4 | 1 | 2 | 2-2 | 51 | 0 | 5 | 329 | 65.8 | 3 | 0 |
| Oct 15, 2016 | WAKE FOREST | 6 | 268 | 44.7 | 67 | 0 | 1 | 2 | 2 | 3 | 3-2 | 34 | 0 | 3 | 183 | 61.0 | 1 | 1 |
| Oct 29, 2016 | CLEMSON | 4 | 152 | 38.0 | 44 | 0 | 0 | 3 | 0 | 2 | 3-3 | 46 | 0 | 8 | 512 | 64.0 | 3 | 0 |
| Nov 05, 2016 | at NC State | 4 | 129 | 32.2 | 36 | 0 | 0 | 3 | 0 | 2 | 3-2 | 39 | 0 | 5 | 285 | 57.0 | 0 | 1 |
| Nov 11, 2016 | BOSTON COLLEGE | 10 | 384 | 38.4 | 50 | 1 | 1 | 4 | 2 | 0 | 0-0 | 0 | 0 | 2 | 120 | 60.0 | 0 | 0 |
| Nov 19, 2016 | at Syracuse | 10 | 424 | 42.4 | 53 | 1 | 0 | 3 | 5 | 5 | 0-0 | 0 | 0 | 1 | 65 | 65.0 | 1 | 0 |
| Nov 26, 2016 | FLORIDA | 6 | 277 | 46.2 | 55 | 0 | 0 | 2 | 2 | 2 | 2-2 | 41 | 0 | 4 | 243 | 60.8 | 1 | 2 |
| Dec 30, 2016 | vs Michigan | 8 | 379 | 47.4 | 61 | 0 | 1 | 2 | 4 | 4 | 3-3 | 37 | 0 | 7 | 455 | 65.0 | 6 | 0 |
| Opponent totals | | 76 | 3191 | 42.0 | 67 | 2 | 3 | 31 | 20 | 27 | 20-15 | 54 | 0 | 65 | 4009 | 61.7 | 26 | 5 |
| Florida State | | 56 | 2227 | 39.8 | 57 | 0 | 2 | 16 | 7 | 11 | 28-20 | 53 | 2 | 91 | 5823 | 64.0 | 57 | 1 |

2016 SEASON STATS: GAME-BY-GAME STARTS

| | OM | CSU | LOU | USF | UNC | UM | WF | CU | NCS | BC | SU | UF | MICH |
|-------------|-----------|--------------|----------------|---------------|-----------|----------------|----------------|---------------|-----------|---------------|----------------|-----------|-------------|
| WR | Rudolph | Rudolph | Rudolph | Rudolph | Rudolph | Rudolph | Rudolph | Rudolph | Rudolph | Rudolph | Rudolph | Rudolph | Rudolph |
| LG | Johnson | Johnson | Johnson | Johnson | Johnson | Johnson | Johnson | Johnson | Johnson | Johnson | Johnson | Johnson | Johnson |
| LT | Kelly | Kelly | Are | Are | Are | Are | Are | Are | Are | Are | Minshew | Minshew | Are |
| C | Eberle | Eberle | Eberle | Eberle | Eberle | Eberle | Eberle | Eberle | Eberle | Eberle | Eberle | Eberle | Eberle |
| RG | Bell | Dickerson | Dickerson | Dickerson | Dickerson | Dickerson | Dickerson | Dickerson | Bell | Bell | Bell | Bell | Minshew |
| RT | Leonard | Leonard | Leonard | Ruble | Ruble | Ruble | Ruble | Ruble | Ruble | Ruble | Leonard | Leonard | Leonard |
| TE | Izzo | Murray (WR) | Izzo | Izzo | Izzo | Izzo | Izzo | Izzo | Izzo | Izzo | Izzo | Izzo | Izzo |
| WR | Harrison | Wilson | Wilson | Wilson | Whitfield | Wilson | Wilson | Tate | Tate | Tate | Tate | Whitfield | Whitfield |
| QB | Francois | Francois | Francois | Francois | Francois | Francois | Francois | Francois | Francois | Francois | Francois | Francois | Francois |
| FB | Stevenson | Patrick (RB) | Whitfield (WR) | Saunders (TE) | Stevenson | Whitfield (WR) | Whitfield (WR) | Saunders (TE) | Stevenson | Saunders (TE) | Whitfield (WR) | Stevenson | Murray (WR) |
| TB | Cook | Cook | Cook | Cook | Cook | Cook | Cook | Cook | Cook | Cook | Cook | Cook | Cook |
| PK | Aguayo | Aguayo | Aguayo | Aguayo | Aguayo | Aguayo | Aguayo | Aguayo | Aguayo | Aguayo | Aguayo | Aguayo | Aguayo |
| DS | Gabbard | Gabbard | Gabbard | Gabbard | Gabbard | Gabbard | Gabbard | Gabbard | Gabbard | Gabbard | Gabbard | Gabbard | Gabbard |
| HO | Steed | Steed | Steed | Steed | Steed | Steed | Steed | Steed | Steed | Steed | Steed | Steed | Steed |
| KO | Tyler | Tyler | Tyler | Tyler | Tyler | Tyler | Tyler | Tyler | Tyler | Tyler | Tyler | Tyler | Tyler |
| P | Tyler | Tyler | Tyler | Tyler | Tyler | Tyler | Tyler | Tyler | Tyler | Tyler | Tyler | Tyler | Tyler |
| DT | Christmas | Christmas | Christmas | Christmas | Christmas | Christmas | Christmas | Christmas | Christmas | Christmas | Christmas | Christmas | Christmas |
| NG | Nnadi | Nnadi | Nnadi | Jones | Jones | Nnadi | Nnadi | Nnadi | Nnadi | Nnadi | Nnadi | Nnadi | Nnadi |
| DE | Walker | Walker | Walker | Walker | Walker | Walker | Walker | Walker | Walker | Walker | Walker | Walker | Walker |
| WLB | Thomas | Thomas | Thomas | Thomas | Thomas | Thomas | D. Jackson | Thomas | Thomas | Thomas | Thomas | Thomas | Thomas |
| MLB | Hoskins | Hoskins | Hoskins | Hoskins | Hoskins | Hoskins | Hoskins | Hoskins | Hoskins | Hoskins | Hoskins | Hoskins | Hoskins |
| STAR | Lewis | Lewis | Lewis | Lewis | Lewis | Pugh | Marshall | Marshall | Pugh | Pugh | Marshall | Pugh | Pugh |
| BUCK | Sweat | Pugh | Pugh | Pugh | Sweat | Sweat | Sweat | Sweat | Sweat | Sweat | Sweat | Sweat | Sweat |
| CB | McFadden | McFadden | McFadden | McFadden | McFadden | McFadden | McFadden | McFadden | McFadden | McFadden | McFadden | McFadden | McFadden |
| FS | James | James | Westbrook | Andrews | Andrews | Andrews | Westbrook | Westbrook | Westbrook | Westbrook | Westbrook | Westbrook | Westbrook |
| SS | Marshall | Marshall | Marshall | Marshall | Marshall | Marshall | Lane | Lane | Lane | Marshall | Lane | Marshall | Marshall |
| CB | White | White | White | White | White | White | White | White | White | White | White | White | White |

CAREER STARTS

| Player | '13 | '14 | '15 | '16 | Ttl | Consec |
|---------------------------------|-----|-----|-----|-----|-----|--------|
| Ricky Aguayo | - | - | - | 13 | 13 | 13 |
| Nate Andrews | 1 | 13 | 4 | 3 | 21 | -- |
| Kareem Are | - | - | 8 | 9 | 17 | 1 |
| Wilson Bell | - | - | 13 | 5 | 18 | -- |
| Demarcus Christmas | - | - | 1 | 13 | 14 | 13 |
| Dalvin Cook | - | 3 | 12 | 13 | 28 | 18 |
| Landon Dickerson | - | - | - | 7 | 7 | -- |
| Alec Eberle | - | - | 6 | 13 | 19 | 19 |
| Deondre Francois | - | - | - | 13 | 13 | 13 |
| Stephen Gabbard | - | 14 | 13 | 13 | 40 | 40 |
| Ja'Vonn Harrison | - | - | - | 1 | 1 | -- |
| Ryan Hoefeld | - | 4 | 4 | - | 8 | -- |
| Ro'Derrick Hoskins | - | - | 6 | 13 | 19 | 13 |
| Ryan Izzo | - | - | 11 | 12 | 23 | 11 |
| Dontavious Jackson | - | - | - | 1 | 1 | -- |
| Derwin James | - | - | 8 | 2 | 10 | -- |
| Roderick Johnson | - | 5 | 13 | 13 | 31 | 31 |
| Fredrick Jones | - | - | - | 2 | 2 | -- |
| Derrick Kelly | - | - | 4 | 2 | 6 | -- |
| Ermon Lane | - | 2* | - | 4 | 6 | -- |
| Rick Leonard | - | - | - | 6 | 6 | 3 |
| Marcus Lewis | - | - | - | 5 | 5 | -- |
| Sean Maguire | - | 1 | 5 | - | 6 | -- |
| Trey Marshall | - | - | 6 | 12 | 18 | 4 |
| Corey Martinez | - | - | 3 | - | 3 | -- |
| Tarvarus McFadden | - | - | - | 13 | 13 | 13 |
| Cole Minshew | - | - | - | 3 | 3 | 3 |
| Nyqwan Murray | - | - | - | 2 | 2 | 1 |
| Derrick Nnadi | - | - | 13 | 11 | 24 | 8 |
| Jacques Patrick | - | - | 1 | 1 | 2 | -- |
| Jacob Pugh | - | - | 4 | 8 | 12 | 2 |
| Brock Ruble | - | - | 6 | 7 | 13 | -- |
| Travis Rudolph | - | 6 | 11 | 13 | 30 | 17 |
| Mavin Saunders | - | - | 2 | 3 | 5 | -- |
| Jack Steed | - | - | - | 13 | 13 | 13 |
| Freddie Stevenson | - | 7 | 10 | 4 | 21 | -- |
| Josh Sweat | - | - | 10 | 10 | 20 | 9 |
| Auden Tate | - | - | - | 4 | 4 | -- |
| Matthew Thomas | - | 3 | - | 12 | 15 | 6 |
| Logan Tyler | - | - | - | 13 | 13 | 13 |
| DeMarcus Walker | 3 | 11 | 13 | 13 | 40 | 33 |
| A.J. Westbrook | - | - | - | 8 | 8 | 7 |
| Marquez White | - | - | 13 | 13 | 26 | 26 |
| Kermit Whitfield | - | - | 5 | 7 | 12 | 3 |
| Jesus Wilson | - | 8 | 13 | 5 | 26 | -- |
| (Bowl Games Included in Totals) | | | | | | |

*Starts were on offense

GAME CAPTAINS

| | |
|----------------------------|--|
| OLE MISS | Dalvin Cook Derwin James DeMarcus Walker Kermit Whitfield |
| CHARLESTON SOUTHERN | Derrick Nnadi Travis Rudolph Marquez White Bobo Wilson |
| LOUISVILLE | Nate Andrews Sean Maguire Freddie Stevenson DeMarcus Walker |
| USF | Roderick Johnson Trey Marshall Travis Rudolph DeMarcus Walker |
| NORTH CAROLINA | Roderick Johnson Freddie Stevenson DeMarcus Walker Marquez White |
| MIAMI | Ro'Derrick Hoskins Roderick Johnson Trey Marshall Freddie Stevenson |
| WAKE FOREST | Roderick Johnson Trey Marshall Freddie Stevenson DeMarcus Walker |
| CLEMSON | Roderick Johnson Trey Marshall Freddie Stevenson DeMarcus Walker |
| NC STATE | Roderick Johnson Freddie Stevenson DeMarcus Walker Marquez White |
| BOSTON COLLEGE | Roderick Johnson Freddie Stevenson DeMarcus Walker Marquez White |
| SYRACUSE | Roderick Johnson Freddie Stevenson DeMarcus Walker Marquez White |
| FLORIDA | Roderick Johnson Freddie Stevenson DeMarcus Walker Marquez White |
| MICHIGAN | Dalvin Cook Roderick Johnson Sean Maguire Freddie Stevenson DeMarcus Walker Marquez White |

SCORING DRIVES: 2016

| Opp. | Plays | Yards | TOP | Result | Qtr. | Time | How Scored | QB |
|------|-----------|-----------|-------------|--------|------|-------|--------------------------|-----------|
| MISS | 13 | 75 | 6:31 | FG | 1 | 0:01 | Aguayo 25-yd | Francois |
| MISS | 10 | 71 | 4:53 | FG | 2 | 4:49 | Aguayo 21-yd | Francois |
| MISS | 9 | 75 | 2:29 | TD | 2 | 0:28 | Rudolph 16-yd rec | Francois |
| MISS | 7 | 52 | 2:42 | FG | 3 | 12:18 | Aguayo 40-yd | Francois |
| MISS | 3 | 32 | 0:41 | TD | 3 | 11:28 | Stevenson 1-yd run | Francois |
| MISS | 3 | 11 | 1:30 | TD | 3 | 9:17 | Whitfield 3-yd run | Francois |
| MISS | 8 | 77 | 4:24 | TD | 3 | 4:12 | Izzo 2-yd rec | Francois |
| MISS | 14 | 51 | 4:58 | FG | 4 | 12:56 | Aguayo 40-yd | Francois |
| MISS | 7 | 26 | 2:44 | FG | 4 | 9:16 | Aguayo 44-yd | Francois |
| MISS | 8 | 50 | 3:23 | FG | 4 | 4:53 | Aguayo 30-yd | Francois |
| CSU | 11 | 68 | 5:34 | TD | 1 | 9:26 | Rudolph 16-yd rec | Francois |
| CSU | 8 | 48 | 3:37 | TD | 1 | 4:18 | Cook 1-yd run | Francois |
| CSU | 3 | 27 | 0:53 | TD | 1 | 3:17 | Rudolph 21-yd rec | Francois |
| CSU | - | - | - | TD | 1 | 0:22 | Wilson 89-yd punt return | -- |
| CSU | 6 | 35 | 2:32 | TD | 2 | 4:44 | Patrick 2-yd run | Francois |
| CSU | 4 | 63 | 1:38 | TD | 3 | 10:00 | Cook 37-yd run | Francois |
| CSU | 10 | 76 | 4:51 | TD | 3 | 2:22 | Tate 1-yd rec | Francois |
| CSU | 4 | 8 | 1:26 | FG | 4 | 4:59 | Aguayo 46-yd | Cosentino |
| UL | 7 | 33 | 3:09 | FG | 1 | 1:41 | Aguayo 47-yd | Francois |
| UL | 5 | 69 | 2:24 | TD | 2 | 10:56 | Tate 20-yd rec | Francois |
| UL | 8 | 82 | 4:06 | TD | 4 | 5:19 | Tate 12-yd rec | Cosentino |
| UL | 7 | 30 | 1:44 | FG | 4 | 0:51 | Aguayo 33-yd | Cosentino |
| USF | 1 | 75 | 0:12 | TD | 1 | 14:31 | Cook 75-yd run | Francois |
| USF | 4 | 76 | 1:27 | TD | 1 | 10:22 | Cook 13-yd run | Francois |
| USF | 5 | 50 | 2:32 | TD | 1 | 6:11 | Stevenson 1-yd run | Francois |
| USF | 8 | 64 | 4:11 | TD | 1 | 0:25 | Wilson 3-yd rec | Francois |
| USF | 10 | 74 | 4:09 | FG | 2 | 7:04 | Aguayo 25-yd | Francois |
| USF | 6 | 51 | 2:57 | TD | 2 | 1:18 | Stevenson 1-yd run | Francois |
| USF | 10 | 95 | 4:33 | TD | 3 | 7:07 | Patrick 2-yd run | Francois |
| USF | 10 | 48 | 4:49 | FG | 4 | 13:33 | Aguayo 35-yd | Francois |
| USF | 3 | 43 | 1:35 | TD | 4 | 8:46 | Francois 35-yd run | Francois |
| UNC | 5 | 75 | 2:05 | TD | 2 | 4:47 | Cook 9-yd run | Francois |
| UNC | 6 | 66 | 1:53 | TD | 3 | 9:37 | Patrick 0-yd run | Francois |
| UNC | 15 | 76 | 8:51 | TD | 4 | 13:22 | Cook 1-yd run | Francois |
| UNC | 12 | 75 | 6:55 | TD | 4 | 5:11 | Cook 3-yd run | Francois |
| UNC | 9 | 75 | 2:08 | TD | 4 | 0:23 | Francois 2-yd run | Francois |
| UM | 9 | 62 | 1:10 | FG | 2 | 0:06 | Aguayo 31-yd | Francois |
| UM | 6 | 80 | 3:12 | TD | 3 | 8:06 | Cook 59-yd rec | Francois |
| UM | 7 | 60 | 3:34 | TD | 3 | 3:32 | Whitfield 20-yd rec | Francois |
| UM | 13 | 73 | 7:25 | FG | 4 | 9:02 | Aguayo 32-yd | Francois |
| WF | 8 | 24 | 3:01 | FG | 1 | 0:00 | Aguayo 29-yd | Francois |
| WF | 5 | 26 | 2:28 | TD | 2 | 3:16 | Francois 2-yd run | Francois |
| WF | 6 | 96 | 2:38 | TD | 3 | 7:32 | Tate 11-yd rec | Francois |
| CU | 6 | 60 | 3:43 | TD | 2 | 8:20 | Cook 4-yd run | Francois |
| CU | 6 | 78 | 1:21 | TD | 2 | 0:23 | Murray 5-yd rec | Francois |
| CU | 1 | 43 | 0:08 | TD | 3 | 6:18 | Cook 43-yd run | Francois |
| CU | 1 | 70 | 0:12 | TD | 3 | 0:43 | Cook 70-yd run | Francois |
| CU | 5 | 80 | 1:56 | TD | 4 | 3:23 | Cook 8-yd run | Francois |
| NCSU | 12 | 50 | 4:16 | FG | 2 | 12:36 | Aguayo 32-yd | Francois |
| NCSU | 7 | 75 | 2:34 | TD | 2 | 1:20 | Patrick 2-yd run | Francois |
| NCSU | 7 | 70 | 3:00 | TD | 3 | 0:00 | Cook 10-yd run | Francois |
| NCSU | 5 | 83 | 1:28 | TD | 4 | 3:09 | Rudolph 19-yd rec | Francois |
| BC | 9 | 80 | 3:29 | TD | 1 | 8:50 | Tate 6-yd rec | Francois |
| BC | 10 | 71 | 4:51 | TD | 1 | 1:08 | Murray 4-yd rec | Francois |
| BC | 7 | 64 | 3:52 | TD | 2 | 2:50 | Cook 19-yd run | Francois |

| Opp. | Plays | Yards | TOP | Result | Qtr. | Time | How Scored | QB |
|------|-----------|-------|------|--------|------|-------|---------------------|----------|
| BC | 7 | 61 | 3:52 | TD | 3 | 3:51 | Rudolph 20-yd rec | Francois |
| BC | 5 | 66 | 2:28 | TD | 3 | 0:25 | Tate 6-yd rec | Maguire |
| BC | 4 | 3 | 1:32 | FG | 4 | 12:01 | Tyler 53-yd | Maguire |
| BC | 5 | 41 | 2:00 | TD | 4 | 8:18 | Stevenson 6-yd rec | Maguire |
| SYR | 5 | 56 | 1:55 | TD | 1 | 11:07 | Murray 16-yd rec | Francois |
| SYR | 4 | 75 | 2:04 | TD | 1 | 7:11 | Rudolph 15-yd rec | Francois |
| SYR | 7 | 80 | 3:29 | TD | 2 | 6:35 | Cook 25-yd run | Francois |
| SYR | 6 | 75 | 3:20 | TD | 3 | 11:40 | Cook 11-yd run | Francois |
| SYR | 7 | 93 | 3:50 | TD | 3 | 5:59 | Cook 17-yd run | Francois |
| SYR | 6 | 45 | 2:50 | TD | 3 | 1:37 | Cook 8-yd run | Francois |
| SYR | 12 | 43 | 4:49 | FG | 4 | 5:41 | Aguayo 42-yd | Maguire |
| UF | 2 | 24 | 0:43 | TD | 1 | 4:46 | Cook 17-yd run | Francois |
| UF | 9 | 44 | 3:23 | FG | 2 | 14:47 | Aguayo 22-yd | Francois |
| UF | 9 | 75 | 4:48 | TD | 3 | 5:38 | Rudolph 46-yd rec | Francois |
| UF | 9 | 77 | 4:49 | TD | 4 | 12:51 | Stevenson 27-yd run | Francois |
| UF | 4 | 26 | 2:11 | TD | 4 | 1:00 | Francois 8-yd run | Francois |
| MICH | 6 | 75 | 2:13 | TD | 1 | 12:47 | Cook 2-yd run | Francois |
| MICH | 5 | 50 | 1:40 | FG | 1 | 7:31 | Aguayo 42-yd | Francois |
| MICH | 1 | 92 | 0:14 | TD | 1 | 2:49 | Murray 92-yd rec | Francois |
| MICH | 15 | 54 | 4:47 | FG | 2 | 4:49 | Aguayo 38-yd | Francois |
| MICH | 7 | 75 | 4:16 | TD | 4 | 11:38 | Francois 3-yd run | Francois |
| MICH | 4 | 34 | 1:21 | TD | 4 | 0:36 | Murray 12-yd rec | Francois |

Bold denotes season high