



PREVIEW

2018 FLORIDA STATE FOOTBALL



TEAM BREAKDOWN

Basic Offense: Gulf Coast | Basic Defense: Multiple

LETTERWINNERS

Returning	48
Offense	21
Defense	24
Special Teams	3
Lost	17
Offense	13
Defense	3
Special Teams	1

STARTERS

Returning	12
Offense	6
Defense	4
Special Teams	2
Lost	12
Offense	5
Defense	7
Special Teams	0

STARTERS RETURNING (12)

Offense (6)	
QB	James Blackman
RB	Jacques Patrick
C	Alec Eberle
G/T	Derrick Kelly II
RG	Cole Minshew
WR	Nyqwan Murray

Defense (4)	
DE	Brian Burns
DT	Demarcus Christmas
DB	A.J. Westbrook
DB	Levonta Taylor

Special Teams (2)	
PK	Ricky Aguayo
P/K	Logan Tyler

STARTERS LOST (12)

Offense (5)	
WR	Auden Tate
TE	Ryan Izzo
RT	Rick Leonard
T	Josh Ball
TE	Mavin Saunders

Defense (7)	
DE	Josh Sweat
DT	Derrick Nnadi
DB	Tarvarus McFadden
DB	Derwin James
LB	Jacob Pugh
LB	Ro'Derrick Hoskins
LB	Matthew Thomas

RETURNING STATISTICAL LEADERS

RUSHING	G	ATT	YDS	AVG	TD	LG	YPG
Cam Akers	13	194	1024	5.3	7	63	78.8

PASSING	G	PE	C-A-INT	PCT.	YARDS	TDS	YPG
James Blackman	13	135.02	173-297-11	58.2	2230	19	171.5

RECEIVING	G	REC	YDS	AVG	TD	LG	YPG
Nyqwan Murray	12	40	604	15.1	4	51	50.3
Keith Gavin	10	27	278	10.3	0	43	27.8

TACKLES	TOTAL (UA-A)	TFL	SACKS	INT	PBU	FF-FR
Brian Burns	48 (26-22)	13.5	4.5	0	4	3-1
A.J. Westbrook	40 (33-7)	0.0	0	0	7	0-1
Demarcus Christmas	36 (19-17)	4.5	1.0	0	4	0-1



Logan Tyler



Jacques Patrick



A.J. Westbrook

PREVIEW

TEAM

COACHES

REVIEW

HONORS

PROS

RECORDS

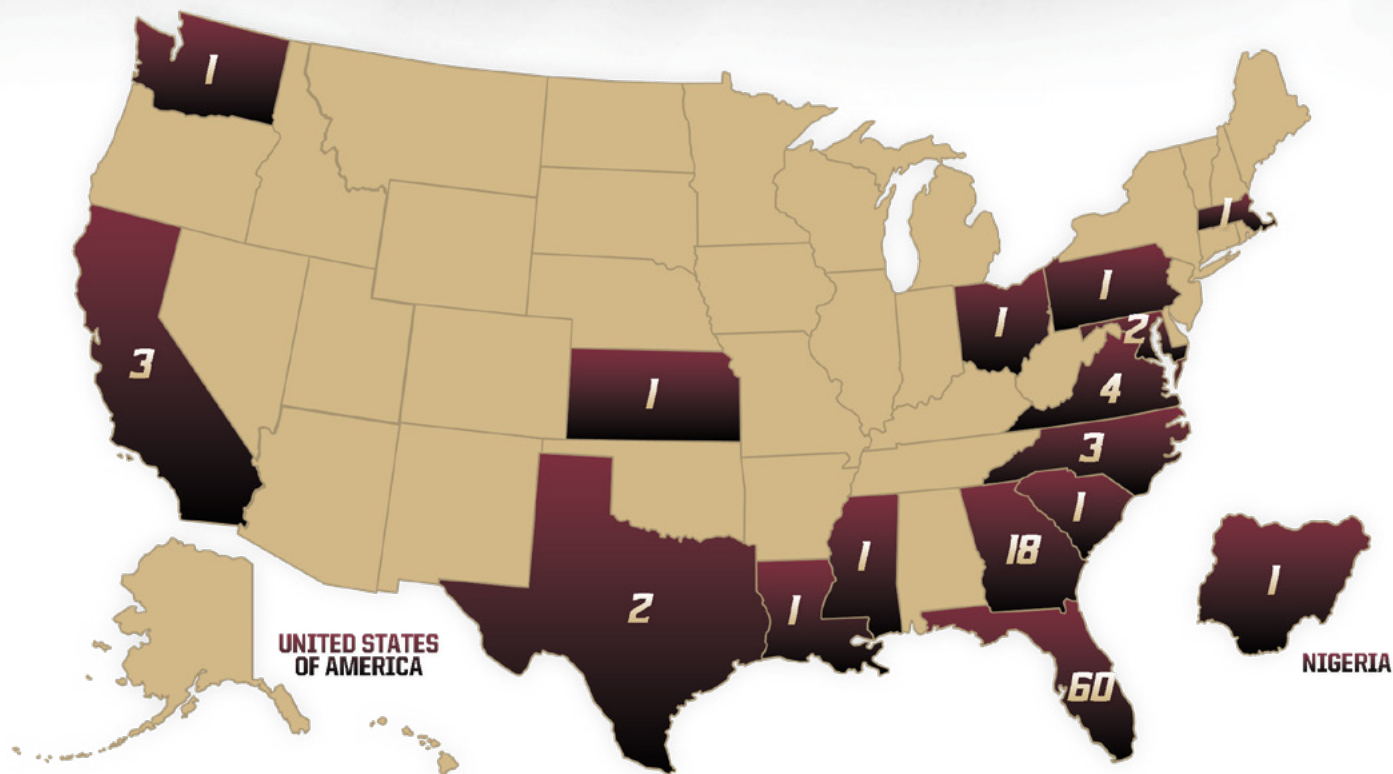
FSU

ADMIN



TEAM BREAKDOWN

PLAYERS BY STATE/HOMETOWN



Florida (60)

Belle Glade: James Blackman; **Boynton Beach:** Walvenski Aimé; **Clearwater:** George Campbell; **Crawfordville:** Keith Gavin; **Daytona Beach:** Cyrus Fagan, A.J. Westbrook; **Destin:** Deonté Sheffield; **Fort Lauderdale:** Brian Burns, Beau Fillichio; **Fort Myers:** Zaquandre White; **Gretna:** Derrick Kelly II, **Hialeah:** Claudio Williams; **Jacksonville:** Array Culmer, D.J. Matthews, Tyrell Moorer; **Kissimmee:** Carlos Becker III, Dennis Briggs, Jr.; **Lake Gibson:** Baveon Johnson; **Lake Mary:** Adam Torres; **Lithia:** Ken Burnham; **Loxahatchee:** Joseph Schergen; **Mascotte:** Ricky Aguayo; **Miami:** Calvin Brewton, Fredrick Jones, Armani Kerr, Amir Rasul; **Miami Gardens:** Emmett Rice; **Newberry:** Cory Durden, Ja'len Parks; **Orlando:** Michael Barulich, Alex Eleyssami, Deondre Francois, Nyqwan Murray, Jacques Patrick; **Ormond Beach:** D'Marcus Adams; **Pahokee:** Adarius Dent; **Panama City:** Janarius Robinson; **Pembroke Pines:** Stanford Samuels III; **Pensacola:** Keyshawn Helton, Caleb Ward; **Quincy:** Johnathan Vickers; **Sarasota:** Demarcus Christmas; **Seffner:** Malcom Lamar, Warren Thompson; **Sunrise:** Asante Samuel Jr.; **Tallahassee:** Tanner Adkison, Kris Dixon, Amari Gainer, Grant Glennon, Cedric Wood; **Tampa:** Andrew Basham, DeCalon Brooks, Corey Martinez, Garrett Murray, Peter Osimen; **Wesley Chapel:** Isaiah Bolden, Tre' McKitty; **West Palm Beach:** John Moschella III; **Winter Haven:** Mike Arnold; **Zephyrills:** Chaz Neal

Georgia (18)

Ashburn: Tamorrion Terry, Ontaria Wilson; **Atlanta:** Izaiah Prouse-Lackey, Adonis Thomas; **Buford:** Anthony Grant; **Conyers:** Jordan Young; **Duluth:** Kameron House; **Hahira:** Gabe Nabers; **Liburn:** Robert Cooper; **Montezuma:** Christian Meadows; **Powder Springs:** Bailey Hockman, Brady Scott; **Pridgen:** Cole Minshew; **Rome:** Jamarcus Chatman; **Snellville:** Leonard Warner III; **Warner Robins:** Christian Armstrong; **Valdosta:** Jalen Goss; **Waycross:** Arthur Williams

Virginia (4)

Chesapeake: Tommy Martin; **Mechanicsville:** Alec Eberle; **Virginia Beach:** Khalan Laborn, Levonta Taylor

California (3)

Fontana: Jaiden Woodbey; **Long Beach:** Camm McDonald, Nolan McDonald

North Carolina (3)

Charlotte: Josh Brown; **Concord:** Hamash Nasirildeen; **Hickory:** Landon Dickerson

Maryland (2)

Baltimore: Joshua Kaindoh; **Upper Marlboro:** A.J. Lytton

Texas (2)

Alief: Dontavious Jackson; **Houston:** Marvin Wilson

Kansas (1)

Hutchinson: Blaik Middleton

Louisiana (1)

New Orleans: Kyle Meyers

Massachusetts (1)

Andover: Alex Marshall

Missouri (1)

Nixa: Logan Tyler

Pennsylvania (1)

Philadelphia: Naseir Upshur

Mississippi (1)

Clinton: Cam Akers

Nigeria (1)

Warri: Abdul Bello

South Carolina (1)

North Augusta: Tre Lawson

Washington (1)

Seattle: Tre'Shaun Harrison

Washington D.C. (1)

Jauan Williams

Ohio (1)

West Chester: Xavier Peters

PREVIEW

TEAM

COACHES

REVIEW

HONORS

PROS

RECORDS

FSU

ADMIN



2018 NUMERICAL ROSTER

ALPHABETICAL ROSTER

NO	NAME	POS
28	D'Marcus Adams	WR
63	Tanner Adkison	LS
23	Ricky Aguayo	K
94	Walvenski Aimé	DE
23	Cam Akers	RB
77	Christian Armstrong	OL
72	Mike Arnold	OL
41	Michael Barulich	WR
66	Andrew Basham	OL
15	Carlos Becker III	DB
75	Abdul Bello	OL
13	James Blackman	QB
29	Isaiah Bolden	DB
10	Calvin Brewton	DB
58	Dennis Briggs Jr.	DE
28	DeCalon Brooks	LB
51	Josh Brown	LB
40	Ken Burnham	LS
99	Brian Burns	DE
11	George Campbell	WR
95	Jamarcus Chatman	DE
90	Demarcus Christmas	DT
91	Robert Cooper	DL
32	Array Culmer	DB
84	Adarius Dent	WR
69	Landon Dickerson	OL
31	Kris Dixon	DE
92	Cory Durden	DT
54	Alec Eberle	OL
16	Alex Eleyssami	QB
24	Cyrus Fagan	DB
19	Beau Fillichio	QB
12	Deondre Francois	QB
33	Amari Gainer	LB
89	Keith Gavin	WR
61	Grant Glennon	LS
61	Jalen Goss	OL
24	Anthony Grant	RB
88	Tre'Shaun Harrison	WR
20	Keyshawn Helton	ATH
10	Bailey Hockman	QB
37	Kameron House	DB
16	Dontavious Jackson	LB
51	Baveon Johnson	OL
55	Fredrick Jones	DT
13	Joshua Kaindoh	DE
74	Derrick Kelly II	OL
48	Armani Kerr	LB
21	Khalan Laborn	RB
97	Malcolm Lamar	DE
98	Tre Lawson	DE
30	A.J. Lytton	DB

No	Name	Pos	Ht	Wt	Cl	Hometown/HS/Previous School
10	Calvin Brewton	DB	6-0	189	SR	Miami, Fla./Miami Central
10	Bailey Hockman	QB	6-2	200	r-FR	Powder Springs, Ga./McEachern
11	George Campbell	WR	6-4	207	r-JR	Clearwater, Fla./East Lake
11	Janarius Robinson	DE	6-5	259	r-SO	Panama City, Fla./Bay
12	Deondre Francois	QB	6-1	210	r-JR	Orlando, Fla./IMG Academy
12	Arthur Williams	DT	6-4	320	r-SR	Waycross, Ga./E.E. Smith (N.C.)
13	James Blackman	QB	6-5	180	SO	Belle Glade, Fla./Glades Central
13	Joshua Kaindoh	DE	6-7	256	SO	Baltimore, Md./IMG Academy (Fla.)
13	Caleb Ward	WR	6-1	162	FR	Pensacola, Fla./Booker T. Washington
14	Nolan McDonald	QB	6-2	185	FR	Long Beach, Calif./Long Beach Poly
14	Kyle Meyers	DB	6-0	175	JR	New Orleans, La./Holy Cross
14	Deonté Sheffield	WR	5-9	195	r-FR	Destin, Fla./Niceville
15	Carlos Becker III	DB	6-2	190	JR	Kissimmee, Fla./Osceola
15	Tamorrior Terry	WR	6-4	195	r-FR	Ashburn, Ga./Turner County
16	Alex Eleyssami	QB	6-1	191	FR	Orlando, Fla./First Academy
16	Dontavious Jackson	LB	6-3	228	JR	Alief, Texas/Elsik
16	Tre' McKitty	TE	6-5	245	SO	Wesley Chapel, Fla./IMG Academy
18	Stanford Samuels III	DB	6-2	182	SO	Pembroke Pines, Fla./Flanagan
18	Warren Thompson	WR	6-3	205	FR	Seffner, Fla./Armwood
19	Beau Fillichio	QB	6-4	184	FR	Fort Lauderdale, Fla./St. Thomas Aquinas
19	Jacques Patrick	RB	6-3	233	SR	Orlando, Fla./Timber Creek
19	A.J. Westbrook	DB	6-0	194	SR	Daytona Beach, Fla./Mainland
20	Jaiden Woodbey	DB	6-3	215	FR	Fontana, Calif./St. John Bosco
20	Keyshawn Helton	ATH	5-9	157	FR	Pensacola, Fla./West Florida
21	Khalan Laborn	RB	5-11	206	r-FR	Virginia Beach, Va./Bishop Sullivan Catholic
21	Logan Tyler	P	6-0	197	JR	Nixa, Mo./Nixa
21	Marvin Wilson	DT	6-5	320	SO	Houston, Texas/Episcopal
22	Amir Rasul	RB	5-11	205	JR	Miami, Fla./Coral Gables
22	Adonis Thomas	LB	6-4	232	r-JR	Atlanta, Ga./Central Gwinnett/NW Miss. CC
23	Ricky Aguayo	K	6-2	206	JR	Mascotte, Fla./IMG Academy
23	Cam Akers	RB	5-11	212	SO	Clinton, Miss./Clinton
23	Hamsah Nasirildeen	DB	6-4	210	SO	Concord, N.C./Concord
24	Cyrus Fagan	DB	6-1	192	SO	Daytona Beach, Fla./Mainland
24	Anthony Grant	RB	5-11	189	FR	Buford, Ga./Buford
26	Johnathan Vickers	TE	6-1	240	r-SR	Quincy, Fla./North Florida Christian
26	Asante Samuel Jr.	DB	5-10	173	FR	Sunrise, Fla./St. Thomas Aquinas
27	Zaquandre White	RB	6-0	210	r-FR	Fort Myers, Fla./North Fort Myers
27	Ontaria Wilson	WR	6-0	170	r-FR	Ashburn, Ga./Turner County
28	D'Marcus Adams	WR	6-0	167	FR	Ormond Beach, Fla./Mainland
28	DeCalon Brooks	LB	5-10	211	r-FR	Tampa, Fla./Gaither
28	Levonta Taylor	DB	5-10	181	JR	Virginia Beach, Va./Ocean Lakes
29	Isaiah Bolden	DB	6-2	184	FR	Wesley Chapel, Fla./Wesley Chapel
29	D.J. Matthews	WR	5-10	155	SO	Jacksonville, Fla./Trinity Christian
30	A.J. Lytton	DB	5-11	171	FR	Upper Marlboro, Md./Wise
30	Tommy Martin	P	5-11	195	r-FR	Chesapeake, Va./Hickory
31	Kris Dixon	DE	6-1	238	r-JR	Tallahassee, Fla./Godby
32	Array Culmer	DB	5-6	172	r-SR	Jacksonville, Fla./Robert E. Lee
32	Gabe Nabers	TE	6-3	240	JR	Hahira, Ga./Lowndes
33	Amari Gainer	LB	6-3	208	FR	Tallahassee, Fla./Chiles
35	Leonard Warner III	LB	6-4	233	SO	Snellville, Ga./Brookwood
37	Kameron House	DB	5-10	175	r-SO	Duluth, Ga./Northview
37	Blaik Middleton	RB	5-10	200	r-JR	Hutchinson, Kan./Hutchinson/Hutchinson CC

PREVIEW

TEAM

COACHES

REVIEW

HONORS

PROS

RECORDS

FSU

ADMIN



2018 NUMERICAL ROSTER

No	Name	Pos	Ht	Wt	Cl	Hometown/HS/Previous School
38	Izaiah Prouse-Lackey	DB	5-8	183	r-SR	Atlanta, Ga./Riverwood
39	Claudio Williams	DE	6-0	260	r-JR	Hialeah, Fla./Hialeah Gardens
40	Ken Burnham	LS	6-0	210	r-SR	Lithia, Fla./Newsome
41	Michael Barulich	WR	5-11	195	r-SO	Orlando, Fla./Lake Nona
42	Garrett Murray	LS	6-0	237	r-FR	Tampa, Fla./Plant
43	Joseph Schergen	DB	5-9	176	r-SO	Loxahatchee, Fla./Seminole Ridge
46	John Moschella III	DB	5-9	202	r-JR	West Palm Beach, Fla./Cardinal Newman
48	Armani Kerr	LB	5-11	226	JR	Miami, Fla./Miami Jackson
49	Cedric Wood	DT	6-3	300	r-SO	Tallahassee, Fla./Godby
51	Josh Brown	LB	6-3	220	JR	Charlotte, N.C./Mallard Creek
51	Baveon Johnson	OL	6-3	295	r-SO	Lake Gibson, Fla./Lake Gibson
52	Christian Meadows	OL	6-4	358	FR	Montezuma, Ga./Macon County
53	Ja'len Parks	DT	6-4	301	r-FR	Newberry, Fla./Newberry
54	Alec Eberle	OL	6-4	295	r-SR	Mechanicsville, Va./Atlee
55	Fredrick Jones	DT	6-2	305	r-SR	Miami, Fla./Miami Central
56	Emmett Rice	LB	6-2	208	JR	Miami Gardens, Fla./Norland
57	Corey Martinez	OL	6-4	305	r-SR	Tampa, Fla./Tampa Catholic
58	Dennis Briggs Jr.	DE	6-4	280	FR	Kissimmee, Fla./Gateway
59	Xavier Peters	DE	6-4	225	FR	West Chester, Ohio/Lakota West
59	Brady Scott	OL	6-6	301	r-FR	Powder Springs, Ga./Mount Paran Christian
61	Grant Glennon	LS	6-3	224	r-FR	Tallahassee, Fla./Lincoln
61	Jalen Goss	OL	6-7	273	FR	Valdosta, Ga./Lowndes
63	Tanner Adkison	LS	5-10	189	r-SO	Tallahassee, Fla./Godby
66	Andrew Basham	OL	6-1	278	r-JR	Tampa, Fla./Berkeley Preparatory School
67	Adam Torres	DE	6-4	275	r-SR	Lake Mary, Fla./Lake Mary
69	Landon Dickerson	OL	6-6	315	r-SO	Hickory, N.C./South Caldwell
70	Cole Minshew	OL	6-5	330	r-JR	Pridgen, Ga./Coffee County
71	Chaz Neal	OL	6-7	283	FR	Zephyrhills, Fla./Wesley Chapel
72	Mike Arnold	OL	6-5	335	r-SO	Winter Haven, Fla./Winter Haven
73	Jauan Williams	OL	6-7	295	r-SO	Washington, D.C./Archbishop Carroll
74	Derrick Kelly II	OL	6-5	320	r-SR	Gretna, Fla./East Gadsden
75	Abdul Bello	OL	6-6	312	r-JR	Warri, Nigeria/Montverde Academy (Fla.)
77	Christian Armstrong	OL	6-4	320	FR	Warner Robins, Ga./Warner Robins
80	Nyqwan Murray	WR	5-11	190	SR	Orlando, Fla./Oak Ridge
81	Alex Marshall	TE	6-8	235	r-FR	Andover, Mass./Bridgton (Maine)
82	Naseir Upshur	TE	6-2	235	JR	Philadelphia, Pa./Imhotep Institute Charter
83	Jordan Young	WR	6-2	190	FR	Conyers, Ga./Heritage
84	Adarius Dent	WR	6-1	171	FR	Pahokee, Fla./Pahokee
85	Tyrell Moorer	WR	5-11	193	r-JR	Jacksonville, Fla./The Bolles School/Ga. Southern
87	Camm McDonald	TE	6-4	210	FR	Long Beach, Calif./Long Beach Poly
88	Tre'Shaun Harrison	WR	6-2	190	FR	Seattle, Wash./Garfield
89	Keith Gavin	WR	6-3	217	JR	Crawfordville, Fla./Wakulla
90	Demarcus Christmas	DT	6-4	309	r-SR	Sarasota, Fla./Manatee
91	Robert Cooper	DL	6-2	382	FR	Lilburn, Ga./South Gwinnett
92	Cory Durden	DT	6-5	290	r-FR	Newberry, Fla./Newberry
93	Peter Osimen	DL	6-2	292	r-JR	Tampa, Fla./Jesuit
94	Walvenski Aimé	DE	6-5	270	r-SR	Boynton Beach, Fla./Olympic Heights/Fort Scott CC
95	Jamarcus Chatman	DE	6-2	267	FR	Rome, Ga./Rome
97	Malcolm Lamar	DE	6-5	295	FR	Seffner, Fla./Armwood
98	Tre Lawson	DE	6-6	230	r-FR	North Augusta, S.C./North Augusta
99	Brian Burns	DE	6-5	231	JR	Fort Lauderdale, Fla./American Heritage

ALPHABETICAL ROSTER

NO	NAME	POS
81	Alex Marshall	TE
30	Tommy Martin	P
57	Corey Martinez	OL
29	D.J. Matthews	WR
87	Camm McDonald	TE
14	Nolan McDonald	QB
16	Tre' McKitty	TE
52	Christian Meadows	OL
14	Kyle Meyers	DB
37	Blaik Middleton	RB
70	Cole Minshew	OL
85	Tyrell Moorer	WR
46	John Moschella III	DB
42	Garrett Murray	LS
80	Nyqwan Murray	WR
32	Gabe Nabers	TE
23	Hamsah Nasirildeen	DB
71	Chaz Neal	OL
93	Peter Osimen	DL
53	Ja'len Parks	DT
19	Jacques Patrick	RB
59	Xavier Peters	DE
38	Izaiah Prouse-Lackey	DB
22	Amir Rasul	RB
56	Emmett Rice	LB
11	Janarius Robinson	DE
26	Asante Samuel Jr.	DB
18	Stanford Samuels III	DB
43	Joseph Schergen	DB
59	Brady Scott	OL
14	Deonté Sheffield	WR
28	Levonta Taylor	DB
15	Tamorrior Terry	WR
22	Adonis Thomas	LB
18	Warren Thompson	WR
67	Adam Torres	DE
21	Logan Tyler	P
82	Naseir Upshur	TE
26	Johnathan Vickers	TE
13	Caleb Ward	WR
35	Leonard Warner III	LB
19	A.J. Westbrook	DB
27	Zaquandre White	RB
12	Arthur Williams	DT
39	Claudio Williams	DE
73	Jauan Williams	OL
21	Marvin Wilson	DT
27	Ontaria Wilson	WR
49	Cedric Wood	DT
20	Jaiden Woodbey	DB
83	Jordan Young	WR

PREVIEW

TEAM

COACHES

REVIEW

HONORS

PROS

RECORDS

FSU

ADMIN



PREVIEW

TEAM

COACHES

REVIEW

HONORS

PROS

RECORDS

FSU

ADMIN

2018 OPPONENTS



GAME 1 VIRGINIA TECH

Monday, September 3, 2018
Tallahassee, Fla.

Location:	Blacksburg, Va.
Stadium/Capacity:	Lane Stadium/65,632
Surface:	Natural Grass (Patriot Bermuda)
Enrollment:	31,000+
Colors:	Chicago Maroon & Burnt Orange
Nickname:	Hokies
Athletics Director:	Whit Babcock
Conference:	Atlantic Coast
2017 Record:	9-4
2017 Conference Record/Finish:	5-3/2nd/Coastal
2017 Bowl:	Camping World Bowl vs. Oklahoma State
Football Contact:	Pete Moris
Office Phone:	(540) 231-6726
Email:	morisvt@vt.edu
Website:	hokiesports.com
Head Coach:	Justin Fuente
Record at Virginia Tech:	19-8 (2 years)
Overall Record:	45-31 (6 years)
Offensive Scheme:	Multiple
Defensive Scheme:	4-2-5
Letterwinners Returning/Lost:	40/19
Starters Returning/Lost:	13/10

2017 RESULTS

Opponent	Score
vs. West Virginia*	W, 31-24
Delaware	W, 27-0
at East Carolina	W, 64-17
Old Dominion	W, 38-0
Clemson	L, 17-31
at Boston College	W, 23-10
North Carolina	W, 59-7
Duke	W, 24-3
at Miami	L, 10-28
at Georgia Tech	L, 22-28
Pittsburgh	W, 20-14
Virginia	W, 10-0
vs. Oklahoma State**	L, 21-30

*FedEx Field - Landover, Md.

**Camping World Bowl

2018 SCHEDULE

Date	Opponent
Sept. 3	at Florida State
Sept. 8	William & Mary
Sept. 15	East Carolina
Sept. 22	at Old Dominion
Sept. 29	at Duke
Oct. 6	Notre Dame
Oct. 13	at North Carolina
Oct. 25	Georgia Tech
Nov. 3	Boston College
Nov. 10	at Pittsburgh
Nov. 17	Miami
Nov. 23	Virginia



GAME 2 SAMFORD

Saturday, September 8, 2018
Tallahassee, Fla.

Location:	Birmingham, Ala.
Stadium/Capacity:	Seibert Stadium/6,700
Surface:	LSR Blade Synthetic
Enrollment:	5,509
Colors:	Red and Blue
Nickname:	Bulldogs
Athletics Director:	Martin Newton
Conference:	Southern
2017 Record:	8-4
2017 Conference Record/Finish:	6-2/T2nd
Football Contact:	Joey Mullins
Office Phone:	(205) 726-2799
Cell Phone:	(205) 532-3477
Email:	jmmulli1@samford.edu
Website:	www.samfordsports.com
Head Coach:	Chris Hatcher
Record at Louisiana-Monroe:	21-14 (3 seasons)
Overall Record:	142-71 (18 seasons)
Offensive Scheme:	Spread
Defensive Scheme:	4-3
Letterwinners Returning/Lost:	56/17
Starters Returning/Lost:	16/6

2017 RESULTS

Opponent	Score
Kennesaw State	W, 28-23
West Alabama	W, 49-41
at Georgia	L, 14-42
at Western Carolina	L, 34-38
The Citadel	W, 35-14
at VMI	W, 26-7
at Wofford	W, 24-21
Chattanooga	L, 21-23
at Mercer	W, 20-3
ETSU	W, 42-7
Furman	W, 26-20
at Kennesaw State*	L, 17-28

*FCS Playoffs First Round

2018 SCHEDULE

Date	Opponent
Aug. 30	Shorter
Sept. 8	at Florida State
Sept. 15	Mercer
Sept. 22	at Chattanooga
Sept. 29	at Kennesaw State
Oct. 6	Western Carolina
Oct. 13	VMI
Oct. 20	at Furman
Nov. 3	Wofford
Nov. 10	at The Citadel
Nov. 17	at ETSU



GAME 3 SYRACUSE

Saturday, September 15, 2018
Syracuse, N.Y.

Location:	Syracuse, N.Y.
Stadium/Capacity:	Carrier Dome/49,262
Surface:	FieldTurf
Enrollment:	14,607
Colors:	Orange
Nickname:	Orange
Athletics Director:	John Wildhack
Conference:	Atlantic Coast
2017 Record:	4-8
2017 Conference Record/Finish:	2-6/7th/Atlantic
Football Contact:	Mike Morrison
Office Phone:	(315)-443-2608
Email:	mdmorriss@syr.edu
Website:	www.cuse.com
Head Coach:	Dino Babers
Record at Syracuse:	8-16 (2 years)
Overall Record:	45-32 (6 years)
Offensive Scheme:	Spread
Defensive Scheme:	4-3/Multiple
Letterwinners Returning/Lost:	42/18
Starters Returning/Lost:	15/9

2017 RESULTS

Opponent	Score
Central Connecticut State	W, 50-7
Middle Tennessee	L, 23-30
Central Michigan	W, 41-17
at LSU	L, 26-35
at NC State	L, 25-33
Pittsburgh	W, 27-24
Clemson	W, 27-24
at Miami	L, 19-27
at Florida State	L, 24-27
Wake Forest	L, 43-64
at Louisville	L, 10-56
Boston College	L, 14-42

2018 SCHEDULE

Date	Opponent
Aug. 31	at Western Michigan
Sept. 8	Wagner
Sept. 15	Florida State
Sept. 22	Connecticut
Sept. 29	at Clemson
Oct. 6	at Pittsburgh
Oct. 20	North Carolina
Oct. 27	NC State
Nov. 3	at Wake Forest
Nov. 9	Louisville
Nov. 17	Notre Dame*
Nov. 24	at Boston College

*Yankee Stadium - Bronx, N.Y.



2018 OPPONENTS



GAME 4 NORTHERN ILLINOIS

Saturday, September 22, 2018
Tallahassee, Fla.

Location:	DeKalb, Ill.
Stadium/Capacity:	Brigham Field at Huskie Stadium/23,595
Surface:	FieldTurf
Enrollment:	21,138
Colors:	Cardinal and Black
Nickname:	Huskies
Athletics Director:	Sean T. Frazier
Conference:	Mid-American
2017 Record:	8-5
2017 Conference Record/Finish:	6-2/T-2nd/West
2017 Bowl:	Quick Lane Bowl vs. Duke
Football Contact:	Donna Turner
Office Phone:	(815)-753-9513
Cell Phone:	(815)-793-5474
Email:	donnaturner@niu.edu
Website:	NIUHuskies.com
Head Coach:	Rod Carey
Record at Northern Illinois:	44-24 (5 years)
Overall Record:	44-24 (5 years)
Offensive Scheme:	Multiple
Defensive Scheme:	4-3
Letterwinners Returning/Lost:	54/28
Starters Returning/Lost:	17-9


2017 RESULTS

Opponent	Score
Boston College	L, 20-23
Eastern Illinois	W, 38-10
at Nebraska	W, 21-17
at San Diego State	L, 28-34
Kent State	W, 24-3
at Buffalo	W, 14-13
at Bowling Green	W, 48-17
Eastern Michigan	W, 30-27
Toledo	L, 17-27
Ball State	W, 63-17
Western Michigan	W, 35-31
at Central Michigan	L, 24-31
vs. Duke*	L, 14-36

*Quick Lane Bowl

2018 SCHEDULE

Date	Opponent
Sept. 1	at Iowa
Sept. 8	Utah
Sept. 15	Central Michigan
Sept. 22	at Florida State
Sept. 29	at Eastern Michigan
Oct. 6	at Ball State
Oct. 13	Ohio
Oct. 27	at BYU
Nov. 1	at Akron
Nov. 7	Toledo
Nov. 14	Miami (Ohio)
Nov. 20	at Western Michigan



GAME 5 LOUISVILLE

Saturday, September 29, 2018
Louisville, Ky.

Location:	Louisville, Ky.
Stadium/Capacity:	Papa John's Cardinal Stadium/ 55,000
Surface:	Field Turf
Enrollment:	22,000
Colors:	Red and Black
Nickname:	Cardinals
Interim Athletics Director:	Vince Tyra
Conference:	Atlantic Coast
2017 Record:	8-5
2017 Conference Record/Finish:	4-4 /T 3rd Atlantic
2017 Bowl:	Taxslayer Bowl vs. Mississippi State
Football Contact:	Rocco Gasparro
Office Phone:	(502)-852-0102
Email:	rocco.gasparro@louisville.edu
Website:	www.gocards.com
Head Coach:	Bobby Petrino
Record at Louisville:	75-27 (7 years)
Overall Record:	117-48(13 years)
Offensive Scheme:	Multiple
Defensive Scheme:	3-4
Letterwinners Returning/Lost:	45/17
Starters Returning/Lost:	15/12

2017 RESULTS

Opponent	Score
vs. Purdue (at Lucas Oil Stadium)	W, 35-28
at North Carolina	W, 47-35
Clemson	L, 21-47
Kent State	W, 42-3
Murray State	W, 55-10
at NC State	L, 25-39
Boston College	L, 42-45
at Florida State	W, 31-28
at Wake Forest	L, 32-42
Virginia	W, 38-21
Syracuse	W, 56-10
at Kentucky	W, 44-17
vs. Mississippi State*	L, 27-31

*TaxSlayer Bowl

2018 SCHEDULE

Date	Opponent
Sept. 1	vs. Alabama*
Sept. 8	Indiana State
Sept. 15	Western Kentucky
Sept. 22	at Virginia
Sept. 29	Florida State
Oct. 5	Georgia Tech
Oct. 13	at Boston College
Oct. 27	Wake Forest
Nov. 3	at Clemson
Nov. 9	at Syracuse
Nov. 17	NC State
Nov. 24	Kentucky

*Camping World Stadium - Orlando, Fla.



GAME 6 MIAMI

Saturday, October 6, 2018
Miami Gardens, Fla.

Location:	Coral Gables, Fla.
Stadium/Capacity:	Hard Rock Stadium/64,767
Surface:	Grass
Enrollment:	17,021
Colors:	Orange, Green and White
Nickname:	Hurricanes
Athletics Director:	Blake James
Conference:	Atlantic Coast
2017 Record:	10-3
2017 Conference Record/Finish:	7-1/1st/Coastal
2017 Bowl:	Orange Bowl vs. Wisconsin
Football Contact:	Camron Ghorbi
Office Phone:	(305) 284-3230
Email:	c.ghorbi@miami.edu
Website:	www.hurricanesports.com
Head Coach:	Mark Richt
Record at Louisville:	19-7 (2 years)
Overall Record:	164-58 (18 years)
Offensive Scheme:	Pro Style
Defensive Scheme:	Multiple
Letterwinners Returning/Lost:	44/17
Starters Returning/Lost:	14/8

2017 RESULTS

Opponent	Score
Bethune-Cookman	W, 41-13
Toledo	W, 52-30
at Duke	W, 31-6
at Florida State	W, 24-20
Georgia Tech	W, 25-24
Syracuse	W, 27-19
at North Carolina	W, 24-19
Virginia Tech	W, 28-10
Notre Dame	W, 41-8
Virginia	W, 44-28
at Pittsburgh	L, 14-24
vs. Clemson*	L, 3-38
Wisconsin**	L, 24-34

*ACC Championship (Charlotte, NC)

**Orange Bowl

2018 SCHEDULE

Date	Opponent
Sept. 2	vs. LSU*
Sept. 8	Savannah State
Sept. 15	at Toledo
Sept. 22	FIU
Sept. 27	North Carolina
Oct. 6	Florida State
Oct. 13	at Virginia
Oct. 26	at Boston College
Nov. 3	Duke
Nov. 10	at Georgia Tech
Nov. 17	at Virginia Tech
Nov. 24	Pittsburgh

*AT&T Stadium - Arlington, Texas

PREVIEW

TEAM

COACHES

REVIEW

HONORS

PROS

RECORDS

FSU

ADMIN



2018 OPPONENTS



GAME 7 WAKE FOREST

Saturday, October 20, 2018
Tallahassee, Fla.

Location:	Winston-Salem, N.C.
Stadium/Capacity:	BB&T Field/31,500
Surface:	Field Turf
Enrollment:	5,102
Colors:	Old Gold and Black
Nickname:	Demon Deacons
Athletics Director:	Ron Wellman
Conference:	Atlantic Coast
2017 Record:	8-5
2017 Conference Record/Finish:	4-4/3rd/Atlantic
2017 Bowl:	Belk Bowl vs. Texas A&M
Football Contact:	Steve Shutt
Office Phone:	(336)-758-5640
Email:	shuttsj@wfu.edu
Website:	WakeForestSports.com
Head Coach:	Dave Clawson
Record at Wake Forest:	21-29 (4 years)
Overall Record:	111-109 (18 years)
Offensive Scheme:	Multiple
Defensive Scheme:	Multiple
Letterwinners Returning/Lost:	41/21
Starters Returning/Lost:	16/9

2017 RESULTS

Opponent	Score
Presbyterian	W, 51-7
at Boston College	W, 34-10
Utah State	W, 46-10
at Appalachian State	W, 20-19
Florida State	L, 19-26
at Clemson	L, 14-28
at Georgia Tech	L, 24-38
Louisville	W, 42-32
at Notre Dame	L, 37-48
at Syracuse	W, 64-43
NC State	W, 30-24
Duke	L, 23-31
vs. Texas A&M*	W, 55-52

*Belk Bowl

2018 SCHEDULE

Date	Opponent
Aug. 30	at Tulane
Sept. 8	Towson
Sept. 13	Boston College
Sept. 22	Notre Dame
Sept. 29	Rice
Oct. 6	Clemson
Oct. 20	at Florida State
Oct. 27	at Louisville
Nov. 3	Syracuse
Nov. 8	at NC State
Nov. 17	Pittsburgh
Nov. 24	at Duke



GAME 8 CLEMSON

Saturday, October 27, 2018
Tallahassee, Fla.

Location:	Clemson, S.C.
Stadium/Capacity:	Clemson Memorial Stadium (Death Valley)/81,500
Surface:	Natural Grass
Enrollment:	23,406
Colors:	Clemson Orange and Regalia
Nickname:	Tigers
Athletics Director:	Dan Radakovich
Conference:	Atlantic Coast
2017 Record:	12-2
2017 Conference Record/Finish:	7-1/1st/Atlantic (ACC Champions)
2017 Bowl:	CFB Semifinal Sugar Bowl vs. Alabama
Football Contact:	Brian Hennessy
Office Phone:	(864) 656-1921
Cell Phone:	(864) 986-9046
Email:	bhennes@clemson.edu
Website:	www.clemson.com
Head Coach:	Dabo Swinney
Record at Clemson:	101-30 (10 years)
Overall Record:	101-30 (10 years)
Offensive Scheme:	Spread/Multiple
Defensive Scheme:	4-3
Letterwinners Returning/Lost:	62/19
Starters Returning/Lost:	17/7

2017 RESULTS

Opponent	Score
Kent State	W, 56-3
Auburn	W, 14-6
at Louisville	W, 47-21
Boston College	W, 34-7
at Virginia Tech	W, 31-17
Wake Forest	W, 28-14
at Syracuse	L, 24-27
Georgia Tech	W, 24-10
at NC State	W, 38-31
Florida State	W, 31-14
The Citadel	W, 61-3
at South Carolina	W, 34-10
vs. Miami*	W, 38-3
vs. Alabama**	L, 6-24

*ACC Championship (Charlotte, NC)

**CFB Semifinal Sugar Bowl

2018 SCHEDULE

Date	Opponent
Sept. 1	Furman
Sept. 8	at Texas A&M
Sept. 15	Georgia Southern
Sept. 22	at Georgia Tech
Sept. 29	Syracuse
Oct. 6	at Wake Forest
Oct. 20	NC State
Oct. 27	at Florida State
Nov. 3	Louisville
Nov. 10	at Boston College
Nov. 17	Duke
Nov. 24	South Carolina



GAME 9 NC STATE

Saturday, November 3, 2018
Raleigh, N.C.

Location:	Raleigh, N.C.
Stadium/Capacity:	Wayne Day Family Field/57,600
Surface:	Natural Grass
Enrollment:	33,755
Colors:	Red and White
Nickname:	Wolfpack
Athletics Director:	Deborah A. Yow
Conference:	Atlantic Coast
2017 Record:	9-4
2017 Conference Record/Finish:	6-2/2nd/Atlantic
2017 Bowl:	Hyundai Sun Bowl vs. Arizona St.
Football Contact:	Annabelle Myers
Office Phone:	(919)-515-1181
Email:	amyers@ncsu.edu
Website:	www.gopack.com
Head Coach:	Dave Doeren
Record at Syracuse:	34-30 (5 years)
Overall Record:	57-34 (7 years)
Offensive Scheme:	Multiple
Defensive Scheme:	Multiple
Letterwinners Returning/Lost:	38/21
Starters Returning/Lost:	11/13

2017 RESULTS

Opponent	Score
vs. South Carolina*	L, 28-35
Marshall	W, 37-20
Furman	W, 49-16
at Florida State	W, 27-21
Syracuse	W, 33-25
Louisville	W, 39-25
at Pittsburgh	W, 35-17
at Notre Dame	L, 14-35
Clemson	L, 31-38
at Boston College	W, 17-14
at Wake Forest	L, 24-30
North Carolina	W, 33-21
vs. Arizona State**	W, 52-31

*at East Rutherford, NJ

**Hyundai Sun Bowl

2018 SCHEDULE

Date	Opponent
Sept. 1	James Madison
Sept. 8	Georgia State
Sept. 15	West Virginia
Sept. 22	at Marshall
Sept. 29	Virginia
Oct. 6	Boston College
Oct. 20	at Clemson
Oct. 27	at Syracuse
Nov. 3	Florida State
Nov. 8	Wake Forest
Nov. 17	at Louisville
Nov. 24	at North Carolina



2018 OPPONENTS



GAME 10 NOTRE DAME

Saturday, November 10, 2018
Notre Dame, Ind.

Location:	Notre Dame, Ind.
Stadium/Capacity:	Notre Dame Stadium/77,622
Surface:	Field Turf
Enrollment:	12,393
Colors:	Blue and Gold
Nickname:	Fighting Irish
Athletics Director:	Jack Swarbrick
Conference:	Independent
2017 Record:	10-3
2017 Bowl:	Citrus Bowl vs. LSU
Football Contact:	Michael Bertsch
Office Phone:	(574) 532-4154
Cell Phone:	(574) 631-8642
Email:	mbertsch1@nd.edu
Website:	www.und.com
Head Coach:	Brian Kelly
Record at Notre Dame:	59-31 (7 years)
Overall Record:	230-88-2 (26 years)
Offensive Scheme:	Spread
Defensive Scheme:	Multiple
Letterwinners Returning/Lost:	46/22
Starters Returning/Lost:	14/8

2017 RESULTS

Opponent	Score
Temple	W, 49-16
Georgia	L, 19-20
at Boston College	W, 49-20
at Michigan State	W, 38-18
Miami (Ohio)	W, 52-17
at North Carolina	W, 33-10
USC	W, 49-14
NC State	W, 35-14
Wake Forest	W, 48-37
at Miami (Fla.)	L, 41-8
Navy	W, 24-17
at Stanford	L, 38-20
vs. LSU	W, 21-17

2018 SCHEDULE

Date	Opponent
Sept. 1	Michigan
Sept. 8	Ball State
Sept. 15	Vanderbilt
Sept. 22	at Wake Forest
Sept. 29	Stanford
Oct. 6	at Virginia Tech
Oct. 13	Pittsburgh
Oct. 27	vs. Navy*
Nov. 3	at Northwestern
Nov. 10	Florida State
Nov. 17	vs. Syracuse**
Nov. 24	at USC

*SDCCU Stadium - San Diego, Calif.

**Yankee Stadium - Bronx, N.Y.



GAME 11 BOSTON COLLEGE

Saturday, November 17, 2018
Tallahassee, Fla.

Location:	Chestnut Hill, Mass.
Stadium/Capacity:	Alumni Stadium/44,500
Surface:	Astro Turf
Enrollment:	14,100
Colors:	Maroon and Gold
Nickname:	Eagles
Athletics Director:	Martin Jarmond
Conference:	Atlantic Coast
2017 Record:	7-6
2017 Conference Record/Finish:	4-4/5th/Atlantic
2017 Bowl:	New Era Pinstripe Bowl vs. Iowa
Football Contact:	Jason Baum
Office Phone:	(617)-552-0504
Cell Phone:	(201)-966-6338
Email:	j.baum@bc.edu
Website:	bceagles.com
Head Coach:	Steve Addazio
Record at Boston College:	31-33 (5 years)
Overall Record:	44-44 (7 years)
Offensive Scheme:	Multiple
Defensive Scheme:	Multiple
Letterwinners Returning/Lost:	37/23
Starters Returning/Lost:	17/8

2017 RESULTS


Opponent	Score
at Northern Illinois	W, 23-20
Wake Forest	L, 10-34
Notre Dame	L, 20-49
at Clemson	L, 7-34
Central Michigan	W, 28-8
Virginia Tech	L, 10-23
at Louisville	W, 45-42
at Virginia	W, 41-10
Florida State	W, 35-3
NC State	L, 14-17
at Connecticut*	W, 39-16
at Syracuse	W, 42-14
vs. Iowa**	L, 20-27

*at Fenway Park (Boston, Mass.)

**New Era Pinstripe Bowl

2018 SCHEDULE

Date	Opponent
Sept. 1	Massachusetts
Sept. 8	Holy Cross
Sept. 13	at Wake Forest
Sept. 22	at Purdue
Sept. 29	Temple
Oct. 6	at NC State
Oct. 13	Louisville
Oct. 26	Miami
Nov. 3	at Virginia Tech
Nov. 10	Clemson
Nov. 17	at Florida State
Nov. 24	Syracuse



GAME 12 FLORIDA

Saturday, November 24, 2018
Tallahassee, Fla.

Location:	Gainesville, Fla.
Stadium/Capacity:	Steve Spurrier-Florida Field at Ben Hill Griffin Stadium/88,548
Surface:	Natural Grass
Enrollment:	54,854
Colors:	Orange and Blue
Nickname:	Gators
Athletics Director:	Scott Stricklin
Conference:	Southeastern
2017 Record:	4-7
2017 Conference Record/Finish:	3-5/5th/East
Football Contact:	Steve McClain
Office Phone:	(352) 375-6115
Cell Phone:	(352) 317-8132
Email:	SteveM@gators.ufl.edu
Website:	FloridaGators.com
Head Coach:	Dan Mullen
Record at Florida:	First year
Overall Record:	69-46 (9 years)
Offensive Scheme:	Spread (Multiple)
Defensive Scheme:	Multiple
Letterwinners Returning/Lost:	54/20
Starters Returning/Lost:	20/6

2017 RESULTS

Opponent	Score
vs. Michigan*	L, 17-33
Tennessee	W, 26-20
at Kentucky	W, 28-27
Vanderbilt	W, 38-24
LSU	L, 16-17
Texas A&M	L, 17-19
vs. Georgia**	L, 7-42
at Missouri	L, 16-45
at South Carolina	L, 20-28
Alabama-Birmingham	W, 36-7
Florida State	L, 22-38

*Advocare Classic at Arlington Texas

**at Jacksonville, Fla.

2018 SCHEDULE

Date	Opponent
Sept. 1	Charleston Southern
Sept. 8	Kentucky
Sept. 15	Colorado State
Sept. 22	at Tennessee
Sept. 29	at Mississippi State
Oct. 6	LSU
Oct. 13	at Vanderbilt
Oct. 27	vs. Georgia*
Nov. 3	Missouri
Nov. 10	South Carolina
Nov. 17	Idaho
Nov. 24	at Florida State

*EverBank Field - Jacksonville, Fla.

PREVIEW

TEAM

COACHES

REVIEW

HONORS

PROS

RECORDS

FSU

ADMIN



FLORIDA STATE VS. 2018 OPPONENTS

PREVIEW

TEAM

COACHES

REVIEW

HONORS

PROS

RECORDS

FSU

ADMIN

Virginia Tech (W-23, L-12, T-1)

1955	Tallahassee	L	20-24
1956	Tallahassee	L	7-20
1957	Tallahassee	W	20-7
1958	Tallahassee	W	28-0
1959	Blacksburg	W	7-6
1961	Blacksburg	L	7-10
1962	Tallahassee	W	20-7
1963	Tallahassee	L	23-31
1964	Blacksburg	L	11-20
1965	Tallahassee	W	7-6
1966	Blacksburg	L	21-23
1967	Tallahassee	W	38-15
1968	Tallahassee	L	22-40
1969	Blacksburg	T	10-10
1970	Tallahassee	W	34-8
1971	Blacksburg	W	17-3
1972	Tallahassee	W	27-15
1973	Blacksburg	L	13-36
1974	Tallahassee	L	21-56
1975	Blacksburg	L	10-13
1976	Tallahassee	W	28-21
1977	Blacksburg	W	23-21
1978	Tallahassee	W	24-14
1979	Blacksburg	W	17-10
1980	Tallahassee	W	31-7
1988	Tallahassee	W	41-14
1989	Blacksburg	W	41-7
1990	Tallahassee	W	39-28
1991	Orlando	W	33-20
2000	New Orleans	W	46-29
2002	Jacksonville	W	30-17
2005	Jacksonville	W	27-22
2007	Blacksburg	L	21-40
2008	Tallahassee	W	30-20
2010	Charlotte	L	33-44
2012	Blacksburg	W	28-22

Samford (W-2, L-0, T-0)

1950	Tallahassee	W	20-6
2010	Tallahassee	W	59-6

Syracuse (W-10, L-1, T-0)

1966	Syracuse	L	21-37
1978	Syracuse	W	28-0
1989	Syracuse	W	41-10
1991	Tallahassee	W	46-14
2004	Syracuse	W	17-13
2005	Tallahassee	W	38-14
2013	Tallahassee	W	59-3
2014	Syracuse	W	38-20
2015	Tallahassee	W	45-21
2016	Syracuse	W	45-14
2017	Tallahassee	W	27-24

Northern Illinois (W-1, L-0, T-0)

2013	Miami	W	31-10
------	-------	---	-------

Louisville (W-14, L-4, T-0)

1952	Tallahassee	L	14-41
1953	Tallahassee	W	59-0
1954	Louisville	W	47-6
1970	Tallahassee	W	9-7
1979	Louisville	W	27-0
1980	Tallahassee	W	52-0
1981	Tallahassee	W	17-0
1982	Tallahassee	W	49-14
1983	Tallahassee	W	51-7
1986	Louisville	W	54-18
1987	Tallahassee	W	32-9
1991	Louisville	W	40-15
2000	Tallahassee	W	31-0
2002	Louisville	L (OT)	20-26
2014	Louisville	W	42-31
2015	Tallahassee	W	41-21
2016	Louisville	L	20-63
2017	Tallahassee	L	28-31

Miami (W-30, L-32, T-0)

1951	Miami	L	13-35
1953	Miami	L	0-27
1955	Miami	L	0-34
1956	Miami	L	7-20
1957	Tallahassee	L	13-40
1958	Miami	W	17-6
1959	Tallahassee	L	6-7
1960	Miami	L	7-25
1962	Miami	L	6-7
1963	Miami	W	24-0
1964	Miami	W	14-0
1966	Miami	W	23-20
1969	Miami	W	16-14
1970	Miami	W	27-3
1971	Miami	W	20-17
1972	Miami	W	37-14
1973	Tallahassee	L	10-14
1974	Miami	W	21-14
1975	Tallahassee	L	22-24
1976	Miami	L	0-47
1977	Tallahassee	L	17-23
1978	Miami	W	31-21
1979	Tallahassee	W	40-23
1980	Miami	L	9-10
1981	Tallahassee	L	19-27
1982	Miami	W	24-7
1983	Tallahassee	L	16-17
1984	Miami	W	38-3
1985	Tallahassee	L	27-35
1986	Miami	L	23-41
1987	Tallahassee	L	25-26
1988	Miami	L	0-31
1989	Tallahassee	W	24-10
1990	Miami	L	22-31
1991	Tallahassee	L	16-17
1992	Miami	L	16-19
1993	Tallahassee	W	28-10
1994	Miami	L	20-34
1995	Tallahassee	W	41-17
1996	Miami	W	34-16
1997	Tallahassee	W	47-0
1998	Miami	W	26-14
1999	Tallahassee	W	31-21
2000	Miami	L	24-27
2001	Tallahassee	L	27-49
2002	Miami	L	27-28
2003	Tallahassee	L	14-22
2004	Miami (N)	L	14-16
2004	Miami	L (OT)	10-16
2005	Tallahassee	W	10-7
2006	Miami	W	13-10
2007	Tallahassee	L	29-37
2008	Miami	W	41-39
2009	Tallahassee	L	34-38
2010	Miami	W	45-17
2011	Tallahassee	W	23-19
2012	Miami	W	33-20
2013	Tallahassee	W	41-14
2014	Miami	W	30-26
2015	Tallahassee	W	29-24
2016	Miami	W	20-19
2017	Tallahassee	L	20-24

Wake Forest (W-29, L-6, T-1)

1956	Tallahassee	T	14-14
1958	Tallahassee	W	27-24
1959	Tallahassee	L	20-22
1960	Tallahassee	W	14-6
1963	Tallahassee	W	35-0
1965	Tallahassee	W	35-0
1966	Tallahassee	W	28-0
1968	Tallahassee	W	42-24
1970	Tallahassee	W	19-14
1973	Winston-Salem	L	7-9
1992	Tallahassee	W	35-7
1993	Tallahassee	W	54-0
1994	Winston-Salem	W	56-14
1995	Tallahassee	W	72-13
1996	Orlando	W	44-7
1997	Tallahassee	W	58-7
1998	Winston-Salem	W	24-7
1999	Tallahassee	W	33-10
2000	Winston-Salem	W	35-6
2001	Tallahassee	W	48-24
2002	Winston-Salem	W	34-21
2003	Tallahassee	W	48-24
2004	Winston-Salem	W	20-17
2005	Tallahassee	W	41-24
2006	Tallahassee	L	0-30
2007	Winston-Salem	L	21-24
2008	Tallahassee	L	3-12

2009 Winston-Salem W 41-28

2010	Tallahassee	W	31-0
2011	Winston-Salem	L	30-35
2012	Tallahassee	W	52-0
2013	Winston-Salem	W	59-3
2014	Tallahassee	W	43-3
2015	Winston-Salem	W	24-16
2016	Tallahassee	W	17-6
2017	Winston-Salem	W	26-19

Clemson (W-20, L-11, T-0)

1970	Tallahassee	W	38-13
1975	Clemson	W	43-7
1976	Tallahassee	L	12-15
1988	Clemson	W	24-21
1989	Tallahassee	L	23-34
1992	Clemson	W	24-20
1993	Tallahassee	W	57-0
1994	Tallahassee	W	17-0
1995	Clemson	W	45-26
1996	Tallahassee	W	34-3
1997	Clemson	W	35-28
1998	Tallahassee	W	48-0
1999	Clemson	W	17-14
2000	Tallahassee	W	54-7
2001	Clemson	W	41-27
2002	Tallahassee	W	48-31
2003	Clemson	L	10-26
2004	Tallahassee	W	41-22
2005	Clemson	L	14-35
2006	Tallahassee	L	20-27
2007	Clemson	L	18-24
2008	Tallahassee	W	41-27
2009	Clemson	L	24-40
2010	Tallahassee	W	16-13
2011	Clemson	L	30-35
2012	Tallahassee	W	49-37
2013	Clemson	W	51-14
2014	Tallahassee	W (OT)	23-17
2015	Clemson	L	13-23
2016	Tallahassee	L	34-37
2017	Clemson	L	14-31

NC State (W-26, L-12, T-0)

1952	Raleigh	L	7-13
1953	Tallahassee	W	23-13
1954	Raleigh	W	13-7
1955	Tallahassee	W	7-0
1956	Raleigh	W	14-0
1957	Tallahassee	L	0-7
1963	Tallahassee	W	14-0
1964	Tallahassee	W	28-6
1965	Raleigh	L	0-3
1967	Tallahassee	L	10-20
1968	Raleigh	W	48-7
1969	Tallahassee	W	48-7
1992	Raleigh	W	34-13
1993	Tallahassee	W	62-3
1994	Raleigh	W	34-3
1995	Tallahassee	W	77-17
1996	Raleigh	W	51-17
1997	Tallahassee	W	48-35
1998	Raleigh	L	7-24
1999	Tallahassee	W	42-11
2000	Raleigh	W	58-14
2001	Tallahassee	L	28-34
2002	Raleigh	L	7-17
2003	Tallahassee	W (2OT)	50-44
2004	Raleigh	W	17-10
2005	Tallahassee	L	15-20
2006	Raleigh	L	20-24
2007	Tallahassee	W*	27-10
2008	Raleigh	W	26-17
2009	Tallahassee	W	26-17
2010	Raleigh	L	24-28
2011	Tallahassee	W	34-0
2012	Raleigh	L	16-17
2013	Tallahassee	W	49-17
2014	Raleigh	W	56-41
2015	Tallahassee	W	34-17
2016	Raleigh	W	24-20
2017	Tallahassee	L	21-27

Notre Dame (W-6, L-2, T-0)

1981	South Bend	W	19-13
1993	South Bend	L	24-31
1994	Orlando	W	23-16
1996	Miami	W	31-26
2002	Tallahassee	L	24-34
2003	South Bend	W	37-0
2011	Orlando	W	18-14
2014	Tallahassee	W	31-27

Boston College (W-11, L-5, T-0)

1957	Chestnut Hill	L	7-10
1976	Chestnut Hill	W	28-9
1980	Tallahassee	W	41-7
2005	Chestnut Hill	W	28-17
2006	Tallahassee	L	19-24
2007	Chestnut Hill	W*	27-17
2008	Tallahassee	L	17-27
2009	Chestnut Hill	L	21-28
2010	Tallahassee	W	24-19
2011	Chestnut Hill	W	38-7
2012	Tallahassee	W	51-7
2013	Chestnut Hill	W	48-34
2014	Tallahassee	W	20-17
2015	Chestnut Hill	W	14-0
2016	Tallahassee	W	45-7
2017	Chestnut Hill	L	3-35

Florida (W-26, L-34, T-2)

1958	Gainesville	L	7-21
1959	Gainesville	L	8-18
1960	Gainesville	L	0-3
1961	Gainesville	T	3-3
1962	Gainesville	L	7-20
1963	Gainesville	L	0-7
1964	Tallahassee	W	16-7
1965	Gainesville	L	17-30
1966	Tallahassee	L	22-26
1967	Gainesville	W	21-16
1968	Tallahassee	L	3-9
1969	Gainesville	L	6-21
1970	Tallahassee	L	27-38
1971	Gainesville	L	15-17
1972	Tallahassee	L	13-42
1973	Gainesville	L	0-49
1974	Tallahassee	L	14-24
1975	Gainesville	L	8-34
1976	Tallahassee	L	26-33
1977	Gainesville	W	37-9
1978	Tallahassee	W	38-21
1979	Gainesville	W	27-16
1980	Tallahassee	W	17-13
1981	Gainesville	L	3-35
1982	Tallahassee	L	10-13
1983	Gainesville	L	14-53
1984	Tallahassee	L	17-27
1985	Gainesville	L	14-38
1986	Tallahassee	L	13-17
1987	Gainesville	W	28-14
1988	Tallahassee	W	52-17
1989	Gainesville	W	24-17
1990	Tallahassee	W	45-30
1991	Gainesville	L	9-41
1992	Tallahassee	W	45-24
1993	Gainesville	W	33-21
1994	Tallahassee	T	31-31
1995	New Orleans	W	23-17
1995	Gainesville	L	24-35
1996	Tallahassee	W	24-21
1997	New Orleans	L	20-52
1997	Gainesville	L	29-32
1998	Tallahassee	W	23-12
1999	Gainesville	W	30-23
2000			