

ALL-TIME SERIES RECORDS

OPPONENT	W	L	FIRST	LAST	OPPONENT	W	L	FIRST	LAST	OPPONENT	W	L	FIRST	LAST
Abraham Baldwin Ag. Coll.	9	0	1978	1991	Kenyon	1	0	1953	1953	Tampa	3	0	1954	1970
Akron	1	0	1984	1984	Lamar Tech	0	1	1962	1962	Tennessee	1	3	1966	1976
Alabama	8	13	1961	2002	Lander	1	0	1983	1983	Tennessee-Chattanooga	1	0	1998	1998
Alabama-Birmingham	4	2	1980	1991	Louisiana State	5	8	1953	1984	Tennessee - Martin	1	0	1985	1985
Amherst	7	0	1960	1967	Louisiana Tech	0	1	1986	1986	Tennessee Tech	4	0	1972	2002
Anderson JC	3	0	1982	1984	Louisville	2	0	1978	1987	Texas	0	3	1996	2001
Appalachian State	1	0	1979	1979	Loyola (LA)	1	2	1951	1953	Texas A&M	1	6	1983	1995
Arizona State	0	2	1986	2002	Maryland	12	1	1982	2002	Texas Christian	0	2	1994	2000
Arkansas	0	2	1988	1991	McNeese State	2	2	1985	1990	Texas - Dallas	1	0	1977	1977
Arkansas-Little Rock	1	1	1979	1986	Memphis (State)	2	0	1984	1991	Texas Tech	0	1	1970	1970
Auburn	13	10	1953	2001	Mercer	19	0	1948	1963	Trinity	0	1	1974	1974
Auburn-Montgomery	5	2	1983	1989	Miami (FL)	6	42	1951	2002	Trinity of Ireland	2	0	1989	1989
Austin-Peay	1	0	1983	1983	Miami (OH)	1	0	1994	1994	Troy State	2	0	1948	1999
Baylor	2	0	1970	1986	Michigan	0	4	1952	1983	Tulane	4	2(1)	1964	1997
Belhaven	1	0	1987	1987	Michigan State	5	3	1957	1969	Valdosta State	27	0	1952	1989
Birmingham Southern	0	1	1950	1950	Middle Georgia	2	0	1948	1948	Vanderbilt	0	3	1987	2002
Boston College	1	0	1979	1979	Middle Tennessee State	4	0	1970	1992	Virginia	12	6	1968	2002
Brown University	1	0	2001	2001	Milsaps	1	0	1949	1949	Virginia Commonwealth	2	4	1989	1997
California-Irvine	0	1	1983	1983	Minnesota	4	0	1959	1973	Virginia Tech	3	0	1984	1989
Cal.St.-Long Beach	3	0	1984	1991	Mississippi	4	2	1955	1993	Wake Forest	14	6	1972	2002
Cal.St.-Santa Barbara	2	0	1991	1991	Mississippi Coll.	4	0	1949	1950	Washington (MO)	1	0	1966	1966
Calvin	3	0	1969	1976	Mississippi Southern	1	0	1960	1960	West Florida	3	0	1971	1986
Central Florida	8	0	1983	2002	Mississippi State	10	16	1958	1997	West Virginia	5	0	1985	2001
Central Florida CC	4	0	1978	1981	Murray State	5	0	1957	1984	Western Carolina	1	0	1984	1984
Chapultepec Sporting Club	0	1	1950	1950	Navy	9	0	1960	1966	Western Kentucky	1	0	1979	1979
Charleston	1	0	1949	1949	Nebraska	2	0	1982	1988	Western Michigan	3	0	1979	1982
Cincinnati	3	0	1962	1978	New Orleans	3	0	1979	1984	Wingate	1	0	1971	1971
Citadel	2	0	1962	1978	New Mexico	2	0	1997	2000	Wisconsin	1	0	1993	1993
Clemson	10	14	1962	2002	Nicholls State	1	2	1979	1982	Yale	1	0	1985	1985
Colorado	0	1	1993	1993	North Carolina	5	21	1966	2002					
Columbia	5	0	1963	1989	North Carolina - Asheville	3	0	1983	2000					
Columbus	8	0	1968	1973	NC State	10	2	1981	2002					
Concordia	4	0	1951	1960	North Florida	7	1	1985	1992					
Cumberland (TN)	1	0	1973	1973	Northeast Louisiana	2	0	1979	1984					
Davidson	1	2	1950	1954	Northeast Missouri State	1	0	1965	1965					
DePaul	4	0	1967	1990	Northern Illinois	2	0	1968	1972					
Duke	3	17	1957	2002	Northwestern	2	3	1963	1970					
East Carolina	1	0	1961	1961	Notre Dame	2	1	1964	1992					
Eastern Kentucky	3	0	1969	1975	Oglethorpe	2	0	1949	1968					
Emory	15	1	1948	1985	Ohio State	3	1	1955	1991					
Evansville	1	0	1984	1984	Ohio Wesleyan	2	0	1966	1966					
Flagler	12	3	1975	1998	Okaloosa-Walton CC	1	0	1984	1984					
Florida	19	42	1956	2002	Oklahoma	1	1	1968	1989					
Florida A&M	5	0	1970	2001	Oklahoma State	0	1	1986	1986					
Florida Atlantic	7	0	1982	2000	Old Dominion	5	0	1978	1998					
Florida International	14	3(1)	1973	1999	Orlando AFB	1	0	1952	1952					
Florida Jun. College	4	0	1983	1987	Palm Beach Comm. Coll.	1	0	1984	1984					
Florida Southern	15	3	1948	1961	Pan American	2	2	1970	1980					
Florida Tech	3	2	1973	1978	Penn State	1	1	2001	2002					
Fort Eustis	2	0	1963	1963	Pennsylvania	1	0	1962	1962					
Furman	25	4	1962	2002	Pensacola Navy	5	2	1950	1967					
Georgia	15	24(1)	1950	1999	Presbyterian	8	6	1950	1974					
Georgia - Savannah	2	0	1948	1948	Princeton	0	1	1981	1981					
Georgia Southern	27	5	1969	2002	Purdue	2	0	1981	1982					
Georgia State	11	0	1984	1999	Rice	1	3	1969	1988					
Georgia Tech	30	23	1954	2002	Rollins	18	21	1951	1992					
Hampton	1	2	1976	1987	Rutgers	2	0	1965	1965					
Hope	3	0	1962	1964	Saint Francis	1	0	1979	1979					
Houston	0	3	1969	1974	Samford	2	0	1974	1975					
Howard	2	0	1958	1959	San Diego State	0	1	1989	1989					
Huntingdon	1	1	1989	1989	South Alabama	10	6	1979	2000					
Illinois	2	0	1970	1979	South Carolina	5	6	1971	1996					
Illinois - Chicago	1	0	1980	1980	South Florida	18	18	1969	2002					
Illinois State	1	0	1977	1977	Southeastern Louisiana	6	4	1979	1991					
Indiana	6	8	1950	1987	Southern Illinois	10	2	1956	1986					
Jacksonville	24	1	1959	2002	Southern Methodist	1	0	1992	1992					
Jacksonville Navy	0	1	1951	1951	Southern Mississippi	10	0	1984	2000					
Jacksonville State (AL)	2	0	1953	1958	Southwestern (TN)	1	0	1966	1966					
Kalamazoo	15	1	1967	1988	Southwestern Louisiana	10	9	1976	1996					
Kansas	1	5	1976	1997	Southwest Texas State	1	0	1991	1991					
Kent State	1	0	1977	1977	Spring Hill	1	0	1953	1953					
Kentucky	5	3	1960	1986	Stetson	12	3	1948	2002					



TOP NOTCH RECORDS

SINGLES TOP TEN

Single Seasons win percentage

1.	.1000	Paul Haarhuis	24-0	1988
2.	.956	Lex Wood	22-1	1964
3.	.926	Paul Haarhuis	25-2	1987
4.	.869	Jason White	20-3	1995
5.	.868	Joey Rive	33-5	1983
6.	.852	Joey Rive	23-4	1985
7.	.833	Yvo Niks	20-4	1998
8.	.818	Stephen Noteboom	36-8	1991
9.	.813	Scott Blessing	26-6	1985
10.	.806	Greg Guskys	22-10	1989

Career Singles Wins

1.	Jason White	1992-96	95
2.	Yvo Niks	1995-99	89
3.	Michael Ingham	1996-00	85
4.	Brian Stanton	1992-95	85
5.	Paul Haarhuis	1986-89	78
6.	Ken McKenzie	1991-95	77
7.	Joey Rive	1982-85	74 [†]
8.	Ty Braswell	1995-99	73
9.	Neil Krefsky	1989-92	69
10.	Greg Guskys	1989-91	67

Singles Wins

1.	Stephen Noteboom	1991	36
2.	Joey Rive	1983	33
3.	Xavier Luscan	2002	30
4.	Hernan Luque	1982	26
5.	Scott Blessing	1983	26
6.	Jeff Horine	1983	26
7.	Scott Blessing	1985	26
8.	Paul Haarhuis	1987	25
9.	Greg Guskys	1989	25
10.	Marco Abilhoa	1982	24

[†] missing stats from 1984

DOUBLES & OVERALL TOP TEN

Doubles Tandem Single Season Wins

White-Prieto	1995	25
Haarhuis-Lenhardt	1987	24
Luque-Rive	1983	24
Blessing-Horine	1985	23
Stanton-McKenzie	1995	23
Blessing-Horine	1983	22
Rive-Roper	1985	21
Falinski-McLean	1983	20
Luque-Rive	1982	20
Crosina-Rucker	1985	20
Stanton-McKenzie	1994	17
Bucht-Jurd	2002	16

Career Overall Doubles wins

1.	Ty Braswell	1995-99	52
2.	Alex Rucker	1985-88	52
3.	Ken McKenzie	1991-95	49
4.	Neil Krefsky	1989-92	47
5.	Cary Sochin	1986-88	46
6.	Alex Golub	1994-98	46
7.	Michael Ingham	1996-00	42
8.	Jason White	1992-96	41
9.	Yvo Niks	1995-99	37
10.	Brian Stanton	1992-95	37

Career Overall Wins*

Yvo Niks	1995-99	159	(89,70)
Jason White	1992-96	156	(95,61)
Ty Braswell	1995-99	146	(73,73)
Michael Ingham	1996-00	138	(85,53)
Brian Stanton	1992-95	136	(85,51)
Ken McKenzie	1991-95	133	(77,56)
Alex Rucker	1985-88	125	(66, 59)
Joey Rive	1982-85	121	(74,47) [†]
Paul Haarhuis	1986-89	111	(78,33)
Alex Golub	1994-98	109	(58,51)

*career singles victories, (career doubles victories)
[†]missing stats from 1984

Alex Herrera

20 DUAL MATCH SINGLE WINS IN ONE SEASON

1964	Lex Wood	22-1	1985	Alex Rucker	23-6
1982	Marco Abilhoa	24-11	1987	Paul Haarhuis	25-2
	Robert Burgess	22-6	1988	Paul Haarhuis	24-0
	Hernan Luque	26-10	1989	Greg Guskys	25-6
1983	Scott Blessing	26-11	1990	Stephen Noteboom	22-10
	Jeff Horine	26-12	1990	Scott Shields	22-9
	Joey Rive	33-5	1991	Stephen Noteboom	36-8
	John McLean	22-16		Neil Krefsky	20-10
	Hernan Luque	24-14	1995	Jason White	20-3
1985	Scott Blessing	26-6	1998	Yvo Niks	20-4
1985	Jeff Horine	22-7	2002	Xavier Luscan	30-11
1985	Joey Rive	23-4			



YEAR BY YEAR RESULTS

1 9 4 8 - 1 9 6 2

1948 - Don Loucks (9-4)

Stetson	L	3-6
Florida Southern	L	1-8
Mercer	W	9-0
Middle Georgia	W	9-0
Georgia - Savannah	W	9-0
Troy State	W	9-0
Emory	W	5-2
Stetson	W	6-3
Emory	L	1-6
Middle Georgia	W	9-0
Georgia - Savannah	W	9-0
Florida Southern	L	0-9
Troy State	W	8-1

1949 - Don Loucks (11-2)

Mercer	W	6-1
Oglethorpe	W	5-1
Mississippi Coll.	W	9-0
Millsaps	W	9-0
Charleston	W	5-3
Florida Southern	W	5-4
Mississippi Coll.	W	6-3
Mississippi Coll.	W	7-2
Florida Southern	L	3-5
Stetson	L	4-5
Emory	W	5-2
Mercer	W	8-1
Stetson	W	6-3

1950 - Don Loucks (9-7)

Pensacola Navy	L	0-9
Davidson	L	0-9
Mississippi College	W	7-0
Mercer	W	9-0
Emory	W	8-1
Indiana	L	3-6
Florida Southern	W	9-0
Mercer	W	9-0
Georgia	L	4-5
Emory	W	7-2
Presbyterian	L	1-7
Stetson	W	6-3
Florida Southern	W	8-1
Stetson	W	6-3
Birmingham Southern	L	1-6
Chapultepec Sporting Club	L	0-9

1951 - Ralph Matherly (7-8)

Georgia	L	3-5
Concordia	W	5-1
Miami (FL)	L	1-8
Florida Southern	W	9-0
Rollins	L	0-9
Davidson	L	3-6
Loyola (LA)	L	1-5
Indiana	L	2-7
Emory	W	8-1
Mercer	W	6-3
Emory	W	7-2
Jacksonville Navy	L	2-6
Mercer	W	7-2
Miami (FL)	L	0-9
Florida Southern	W	9-0

1952 - Don Loucks (9-5)

Loyola (LA)	L	2-5
Mercer	W	5-4
Concordia	W	5-0
Mercer	W	6-3
Georgia	W	6-3
Michigan	L	2-7
Indiana	L	0-9
Valdosta State	W	9-0
Valdosta State	W	9-0
Miami (FL)	L	0-9
Florida Southern	W	7-2
Florida Southern	W	9-0
Orlando AFB	W	9-0
Rollins	L	2-7

1953 - Don Loucks (15-2)

Georgia	W	6-3
Jacksonville State (AL)	W	8-1
Spring Hill	W	8-1
Louisiana State	L	1-8
Loyola (LA)	W	5-4
Kenyon	W	7-2
Auburn	W	8-1
Mercer	W	9-0
Valdosta State	W	9-0
Florida Southern	W	9-0
Rollins	L	0-9
Valdosta State	W	9-0
Georgia	W	7-1
Emory	W	7-2

Mercer	W	9-0
Auburn	W	8-1
Florida Southern	W	9-0

1954 - Keith Pitchford (13-5)

Tampa	W	7-0
Miami (FL)	L	0-9
Florida Southern	W	8-1
Rollins	L	1-8
Stetson	W	10-0
Davidson	W	5-4
Georgia Tech	W	8-1
Stetson	W	10-0
Emory	W	9-0
Louisiana State	L	2-8
Concordia	W	7-0
Georgia	W	6-3
Emory	W	7-1
Georgia Tech	L	3-6
Rollins	L	1-8
Mercer	W	8-1
Tampa	W	7-0
Florida Southern	W	6-1

1955 - Keith Pitchford (10-6)

Presbyterian	L	0-9
Georgia	W	9-0
Auburn	W	7-1
Ohio State	W	8-1
Pensacola Navy	L	3-6
Georgia Tech	W	5-4
Florida Southern	W	8-1
Rollins	L	0-9
Stetson	W	6-1
Mississippi	W	9-0
Indiana	L	1-8
Emory	W	8-1
Auburn	W	8-0
Georgia Tech	L	4-5
Pensacola Navy	L	1-8
Emory	W	9-0

1956 - Keith Pitchford (8-7)

Georgia	L	3-6
Ohio State	W	9-0
Southern Illinois	W	7-2
Georgia Tech	W	6-3
Miami (FL)	L	0-9
Florida	L	0-9
Indiana	L	3-6
Emory	W	9-0
Mercer	W	7-2
Georgia	L	3-6
Georgia Tech	L	0-9
Emory	W	8-1
Florida Southern	W	7-2
Mercer	W	7-2
Florida	L	2-7

1957 - Keith Pitchford (5-11)

Georgia	L	0-5
Mercer	W	8-1
Georgia Tech	L	3-6
Michigan State	L	3-6
Duke	L	1-7
Florida	L	1-8
Murray State	W	4-3
Miami (FL)	L	0-9
Indiana	L	2-7
Florida	L	2-7
Rollins	L	0-9
Florida Southern	W	9-0
Mercer	W	6-3
Georgia	L	2-7
Georgia Tech	L	2-7
Emory	W	7-2

1958 - Keith Pitchford (9-7)

Georgia	W	5-4
Georgia Tech	L	2-7
Michigan State	W	5-4
Jacksonville State (AL)	W	9-0
Howard	W	8-1
Indiana	W	6-3
Florida	L	1-8
Mississippi State	W	7-2
Louisiana State	L	0-7
Rollins	L	1-8
Florida	L	0-9
Mercer	W	9-0
Stetson	W	8-1
Georgia	L	1-8
Georgia Tech	L	1-8
Mercer	W	9-0

1959 - John Powless (14-6)

Louisiana State	L	4-5
Georgia	W	5-4
Miami (FL)	L	0-9
Georgia Tech	L	4-5
Southern Illinois	W	7-2
Minnesota	W	6-3
Florida	W	6-3
Michigan State	W	8-1
Indiana	W	6-3
Indiana	W	8-1
Howard	W	8-1
Florida	W	6-3
Murray State	W	7-2
Jacksonville	W	9-0
Pensacola Navy	W	8-1
Georgia	W	5-4
Georgia Tech	L	0-9
Stetson	W	8-1
Rollins	L	4-5
Miami (FL)	L	1-8

1960 - John Powless (11-8-1)

Presbyterian	L	2-7
Georgia	W	5-4
Pensacola Navy	W	9-0
Southern Illinois	W	5-4
Minnesota	W	7-2
Mississippi Southern	W	9-0
Louisiana State	W	9-0
Navy	W	5-4
Amherst	W	7-2
Michigan State	L	4-5
Michigan State	L	4-5
Miami (FL)	L	0-7
Concordia	W	7-0
Kentucky	W	9-0
Mississippi State	W	5-4
Rollins	L	4-5
Georgia	T	4-4
Florida	L	2-7
Miami (FL)	L	0-9
Rollins	L	3-4

1961 - Bubba McGowan (16-5)

Georgia	W	7-2
Georgia	W	8-1
Georgia Tech	W	8-1
Southern Illinois	W	7-2
Auburn	W	9-0
Navy	W	8-1
Navy	W	7-2
Florida	L	2-7
Amherst	W	7-2
East Carolina	W	8-1
Florida Southern	W	7-0
Louisiana State	W	6-1
Rollins	W	8-1
Miami (FL)	L	2-7
Auburn	W	9-0
Mississippi State	W	6-3
Alabama	W	9-0
Florida	L	3-6
Miami (FL)	L	0-9
Mississippi State	W	7-2
Rollins	L	3-6

1962 - Eddie Cubbon (11-8)


Lamar Tech	L	0-8
Georgia	L	2-7
Georgia	L	4-5
Pennsylvania	W	5-4
Georgia Tech	W	6-3
Navy	W	4-3
Navy	W	6-3
Presbyterian	L	3-6
Furman	W	6-3
Hope	W	6-3
Amherst	W	5-4
Cincinnati	W	6-3



Jeff Scarella

YEAR BY YEAR RESULTS

1 9 6 3 - 1 9 7 3



Stephen Notebloom

The Citadel	W	4-3
Presbyterian	L	3-4
Clemson	L	0-7
Furman	W	4-3
Clemson	L	0-9
Rollins	W	5-4
Florida	L	4-5

1963 - Eddie Cubbon (16-5)

Fort Eustis	W	5-1
Fort Eustis	W	5-1
Georgia	W	5-3
Georgia	W	5-4
Mississippi State	L	4-5
Georgia Tech	W	6-3
Northwestern	L	3-6
Florida	W	6-3
Valdosta State	W	10-0
Valdosta State	W	9-0
Amherst	W	9-0
Hope	W	8-1
Columbia	W	7-2
Columbia	W	6-3
Columbia	W	7-2
Presbyterian	L	3-6
Cincinnati	W	11-0
Georgia Tech	L	3-6
Georgia	L	3-6
Mercer	W	8-1
Rollins	W	5-4

1964 - Paul Scarpa (12-10)

Valdosta State	W	9-0
Florida	L	4-5
Tulane	L	3-5
Mississippi State	L	2-7
Georgia	L	4-5
Georgia	L	1-8
Navy	W	5-4
Navy	W	5-4
Northwestern	L	2-7
Northwestern	L	1-8
Notre Dame	W	5-4

Notre Dame	W	5-4
Clemson	W	5-4
Georgia Tech	W	5-4
Amherst	W	9-0
Hope	W	7-2
Valdosta State	W	7-0
Florida	L	4-5
Clemson	W	5-4
Presbyterian	W	7-2
Georgia Tech	L	3-6
Miami (FL)	L	2-7

1965 - Lex Wood (11-7)

Mississippi State	L	2-7
Northeast Missouri State	W	8-0
Valdosta State	W	9-0
Florida	W	8-1
Kentucky	W	6-0
Pensacola Navy	W	7-2
Mississippi State	L	2-7
Georgia Tech	L	2-7
Navy	W	8-1
Rutgers	W	9-0
Rutgers	W	9-0
Valdosta State	W	9-0
Rollins	L	4-5
Florida	W	5-4
Presbyterian	W	5-4
Georgia Tech	L	4-5
Miami (FL)	L	3-6
Indiana	L	4-5

1966 - Lex Wood (13-10)

Mississippi State	L	2-7
Florida	W	7-2
Southwestern (TN)	W	9-0
Florida	W	5-4
Rollins	L	4-5
Mississippi State	L	2-7
Alabama	W	7-2
Tennessee	W	5-4
Ohio Wesleyan	W	9-0
Ohio Wesleyan	W	8-1

Navy	W	7-2
Georgia Tech	L	1-8
Amherst	W	6-3
Washington (MO)	W	9-0
Georgia Tech	L	4-5
Tennessee	L	0-7
Kentucky	W	8-1
North Carolina	W	5-4
North Carolina	L	4-5
Murray State	W	5-4
Miami (FL)	L	0-9
Miami (FL)	L	0-9
Rollins	L	4-5

1967 - Lex Wood (16-7)

Mississippi State	L	1-8
Florida	L	3-6
Pensacola Navy	W	9-0
Jacksonville	W	9-0
Presbyterian	W	8-1
Florida	L	0-9
Rollins	W	5-4
Tennessee	L	2-7
Michigan State	W	6-3
Kalamazoo	W	7-2
Georgia Tech	L	4-5
DePaul	W	8-1
DePaul	W	6-1
Amherst	W	8-1
Valdosta State	W	9-0
Auburn	W	9-0
Rollins	W	5-4
Jacksonville	W	9-0
Georgia Tech	L	3-6
Miami (FL)	L	0-9
Murray State	W	7-2
Auburn	W	9-0

1968 - Lex Wood (21-3)

Mississippi State	L	3-6
Jacksonville	W	9-0
Florida	L	2-7
Kalamazoo	W	9-0
Kalamazoo	W	8-1
Virginia	W	9-0
Michigan State	W	7-2
Mississippi State	W	7-2
Oklahoma	W	8-1
Columbia	W	9-0
Auburn	W	9-0
Alabama	W	9-0
Northern Illinois	W	9-0
Rollins	W	7-2
Oglethorpe	W	7-2
Furman	W	9-0
Auburn	W	8-1
Miami (FL)	L	2-7
Valdosta State	W	9-0
Rollins	W	5-4
Georgia Tech	W	5-4
Valdosta State	W	9-0
Georgia Tech	W	8-1
Columbus	W	6-3

1969 - Lex Wood (22-5-1)

Mississippi State	W	9-0
Houston	L	4-5
Rice	L	1-6
Louisiana State	W	7-2
Tulane	T	3-3
Presbyterian	W	9-0
Florida	L	2-7
Michigan State	W	7-2
Southern Illinois	W	6-3
Valdosta State	W	9-0
Kalamazoo	W	9-0
Calvin	W	9-0
Kalamazoo	W	8-1
Virginia	W	8-1
Virginia	W	6-3
Indiana	W	7-2
Rollins	W	6-3
Florida	L	1-8
Columbus	W	7-2
Miami (FL)	L	4-5
Eastern Kentucky	W	9-0
Valdosta State	W	9-0
Georgia Southern	W	9-0
Mississippi State	W	6-3
Mississippi State	W	9-0
Jacksonville	W	5-4
Georgia Tech	W	5-4
Columbus	W	7-2
South Florida	W	9-0

1970 - Pete Barizon (21-12)

Mississippi State	L	3-6
Louisiana State	W	6-3
Pan American	L	1-6
Texas Tech	L	2-5
Baylor	W	5-2
Georgia Southern	W	8-1
Houston	L	1-8
Furman	W	8-1
Florida	W	6-3
Presbyterian	W	5-4
Georgia	W	5-0
Middle Tennessee State	W	9-0
Northwestern	W	8-1
Northwestern	W	7-1
Calvin	W	8-1
North Carolina	L	3-5
Illinois	W	5-2
Miami (FL)	L	0-9
Georgia	L	1-8
Georgia Tech	W	6-3
Columbus	W	6-3
Florida	L	0-9
Tampa	W	9-0
Rollins	L	4-5
South Florida	W	9-0
Miami (FL)	L	0-9
Jacksonville	W	9-0
Florida A&M	W	5-1
Columbus	W	5-4

1971 - Pete Barizon (18-3)

Mississippi State	W	8-0
Miami (FL)	L	1-8
Florida	W	6-3
Presbyterian	W	5-3
Southern Illinois	W	5-4
Kalamazoo	W	7-2
West Florida	W	7-0
Florida A&M	W	9-0
Alabama	W	5-4
Georgia Tech	L	4-5
South Carolina	W	7-2
Wingate	W	6-3
Tulane	W	6-3
Rollins	W	6-3
Georgia	L	0-9
Georgia Southern	W	5-4
South Florida	W	7-2
Florida	W	5-4
Jacksonville	W	8-1
Valdosta State	W	9-0
Columbus	W	8-1

1972 - Scott Bristol (18-4)

West Florida	W	9-0
Middle Tennessee	W	7-2
Presbyterian	W	6-3
Tennessee Tech	W	7-2
Minnesota	W	7-2
Southern Illinois	W	6-3
Kalamazoo	W	8-1
South Carolina	W	6-3
Northern Illinois	W	8-1
Florida	W	5-4
Wake Forest	W	6-3
Virginia	W	5-4
Jacksonville	W	7-2
Miami (FL)	L	1-8
Georgia	L	3-6
Pan American	L	4-5
Rollins	L	3-6
South Florida	W	9-0
Georgia Southern	W	8-1
Valdosta State	W	9-0
Columbus	W	8-1
Alabama	W	5-2

1973 - Randy Jobson (11-4)

Mississippi State	W	9-0
Florida International	W	9-0
Miami (FL)	L	2-7
North Carolina	L	2-7
Kentucky	W	7-2
Kalamazoo	W	7-2
Minnesota	W	8-1
South Florida	W	7-2
Valdosta State	W	9-0
Cumberland (TN)	W	9-0
Florida Tech	W	7-2
Rollins	W	9-0
Georgia	L	2-7
Columbus	W	7-1
Florida	L	3-6

YEAR BY YEAR RESULTS

1 9 7 4 - 1 9 8 2



Ken McKenzie

1974 - Randy Jobson (10-8)

Furman	W	9-0
Presbyterian	W	9-0
Duke	W	8-1
Eastern Kentucky	W	9-0
Pan American	W	6-0
Trinity	L	4-5
Rice	L	4-5
Houston	L	2-7
Southern Illinois	L	3-6
Kalamazoo	W	7-2
Samford	W	7-2
South Carolina	W	5-4
Clemson	W	5-4
Miami (FL)	L	2-7
South Florida	W	6-3
Alabama	L	3-6
Florida	L	1-8
Georgia	L	3-6

1975 - Randy Jobson (14-6)

Samford	W	7-2
Florida	L	3-6
Duke	W	6-3
North Carolina	L	2-7
East Kentucky	W	9-0
Florida Tech	W	8-1
South Carolina	L	4-5
Kentucky	L	4-5
Southern Illinois	L	3-6
Louisiana State	W	7-2
Flagler	W	9-0
Alabama	W	5-4
Kalamazoo	W	8-1
Georgia	W	5-4
Wake Forest	W	5-4
Valdosta State	W	6-0
Rollins	W	7-2
Florida International	W	6-3
Miami (FL)	L	1-8
South Florida	W	7-2

1976 - Ken Vinson (4-19)

Flagler	W	5-4
Middle Tennessee	W	5-4
Hampton	L	3-6
North Carolina	L	4-5
Duke	L	1-8
Kentucky	L	1-8
Kansas	L	3-6

Clemson	L	4-5
Tennessee	L	1-8
Calvin	W	9-0
Kalamazoo	L	2-7
Wake Forest	L	2-7
Miami (FL)	L	0-9
Florida	L	1-8
Southwestern Louisiana	L	3-6
Louisiana State	L	1-8
Alabama	L	2-7
Rollins	L	1-8
Florida Tech	W	5-4
Flagler	L	3-6
South Carolina	L	1-8
Georgia	L	1-8
South Florida	L	2-7

1977 - Ken Vinson (5-15-1)

Southwestern Louisiana	L	3-6
Valdosta State	W	9-0
South Florida	L	3-6
Furman	L	2-7
Mississippi State	L	0-9
Duke	L	0-9
Kansas	L	4-5
Wake Forest	L	2-7
Kent State	W	7-2
Auburn	L	3-6
Kalamazoo	W	4-5
Texas - Dallas	W	6-0
Illinois State	W	5-4
Flagler	L	0-9
Georgia Southern	L	2-7
Rollins	L	2-7
Florida Tech	L	0-9
South Florida	L	0-9
Miami (FL)	L	0-9
Florida International	T	3-3
Florida	L	0-9

1978 - Juan Ortiz (17-5)

South Florida	L	1-8
Georgia Southern	W	5-4
Furman	W	5-4
Jacksonville	L	4-5
Old Dominion	W	5-4
Mississippi	W	5-4
Cincinnati	W	8-1
Louisville	W	7-2
Kalamazoo	W	6-3
Indiana	W	6-3
The Citadel	W	7-2
Central Florida Comm. Coll.	W	8-1
Central Florida Comm. Coll.	W	8-1
Abraham Baldwin Ag. Coll.	W	9-0
Florida International	W	6-3
Florida Tech	L	3-6
Rollins	L	4-5
Florida	L	2-7
Flagler	W	6-3
Central Florida Comm. Coll.	W	5-4
Alabama	W	5-4
Flagler	W	5-4

1979 - Juan Ortiz (17-8)

Boston College	W	9-0
South Florida	L	2-7
Arkansas - Little Rock	W	8-1
Mississippi State	L	4-5
Western Michigan	W	7-2
North Carolina	W	6-3
Old Dominion	W	6-3
Miami (FL)	L	4-5
Appalachian State	W	5-4
Southern Illinois	W	6-3
Western Kentucky	W	9-0
Alabama	L	4-5
Mississippi	W	5-4
Illinois	W	7-2
St. Francis	W	6-3
South Carolina	L	3-6
South Alabama	W	8-1
Indiana	W	5-4
Nicholls State	L	1-8
New Orleans	W	8-1
Southeastern Louisiana	W	5-4
Rollins	W	8-1
Florida	L	3-6
Northeastern Louisiana	W	6-3
South Florida	L	4-5

1980 - Randy Jobson (12-7)

South Florida	W	5-4
Alabama - Birmingham	W	7-2
Valdosta State	W	6-3
Flagler	L	4-5
Georgia Southern	W	7-2
Miami (FL)	W	9-0
Furman	L	3-6
North Carolina	L	2-7
Illinois - Chicago	W	9-0
Pan American	W	5-4
South Alabama	W	8-1
Alabama	L	2-7
Auburn	L	2-7
Valdosta State	W	8-1
Southeastern Louisiana	L	2-7
South Florida	W	7-2
Rollins	L	2-7
Florida	W	5-4
Flagler	W	7-0


1981 - Randy Jobson (12-14)

South Florida	W	8-1
Central Florida	W	9-0
Valdosta State	W	9-0
Alabama - Birmingham	L	4-5
Jacksonville	W	7-2
Georgia Southern	L	2-7
Western Michigan	W	7-2
Auburn	L	1-8
Purdue	W	8-1
North Carolina	L	2-7
Alabama	L	1-8
Clemson	L	1-8

Michigan	L	3-6
North Carolina State	L	3-6
Princeton	L	3-6
Flagler	W	7-2
Georgia Southern	W	5-4
Georgia	L	1-8
South Carolina	L	3-6
Florida International	W	8-1
Florida	L	3-6
Valdosta State	W	8-1
Rollins	L	4-5
Nicholls State	L	4-5
South Alabama	W	5-4
Alabama - Birmingham	W	7-2

1982 - Randy Jobson (23-10)

Louisiana State	L	2-7
Nicholls State	W	9-0
Southwestern Louisiana	L	2-7
Flagler	W	8-1
Jacksonville	W	7-2
Rollins	W	7-2
South Florida	W	5-4
Alabama - Birmingham	W	7-2
Georgia Southern	W	6-3
Florida A&M	W	9-0
Michigan	L	2-7
Miami (FL)	L	2-7
Auburn	L	4-5
Florida International	W	6-3
Western Michigan	W	8-1
Georgia Southern	W	8-1
Georgia	L	0-9
Purdue	W	8-1



Chad Mooney

YEAR BY YEAR RESULTS

1 9 8 3 - 1 9 9 0

Hampton	W	9-0
Anderson Jun. Coll.	W	7-2
Mississippi	W	6-3
Miami (FL)	L	1-8
Southern Illinois	W	7-2
Maryland	W	5-4
South Carolina	W	5-4
Furman	W	5-4
Nebraska	W	7-2
Jacksonville	W	7-2
Auburn	L	4-5
Alabama	L	3-6
Valdosta State	W	8-1
Florida Atlantic	W	9-0
Florida	L	3-5

1983 - Randy Jobson (19-13)

Abraham Baldwin Ag. Coll.	W	7-2
Auburn - Montgomery	W	9-0
Michigan	L	3-6
South Alabama	W	6-3
Cal. - Irvine	L	4-5
Central Florida	W	6-3
Georgia Southern	L	2-7
Jacksonville	W	9-0
South Florida	L	3-6
South Alabama	L	4-5
Rollins	W	7-2
Rice	W	6-3
Furman	W	6-2
Florida Atlantic	W	9-0
North Carolina	W	6-3
Lander	W	6-3
Anderson Jun. Coll.	W	9-0
Wake Forest	W	6-3
North Carolina - Asheville	W	9-0
Texas A&M	L	2-7
South Alabama	W	7-2
Austin Peay	W	7-2
Ohio State	W	7-2
Florida Jun. Coll.	W	9-0
Auburn	L	2-7
Southwestern Louisiana	L	4-5
Abraham Baldwin Ag. Coll.	W	6-1
Florida	L	2-7
Miami (FL)	L	1-5
Louisiana State	L	4-5
Georgia	L	4-5
Georgia Southern	L	3-6

1984 - Richard McKee (30-8)

Okaloosa-Walton CC	W	9-0
Auburn - Montgomery	W	8-1
Florida JC	W	9-0
Georgia Southern	W	8-1
South Florida	W	7-2
Central Florida Comm. Coll.	W	5-1
Tulane	W	9-0
New Orleans	W	8-1
Texas A&M	L	2-7
Southeastern Louisiana	W	8-1
Louisiana State	L	1-5
South Carolina	L	2-7
Virginia Tech	W	9-0
Memphis State	W	5-1
Evansville	W	9-0
Furman	W	8-1
Florida	W	6-3
Georgia Southern	W	5-4
Georgia	L	3-6
Palm Beach Comm. Coll.	W	7-2
Florida International	W	9-0
Southern Mississippi	W	9-0
Mississippi	L	4-5
Wake Forest	W	5-4
Western Carolina	W	8-1
Anderson Jun. Coll.	W	9-0
Georgia State	W	9-0
Kalamazoo	W	9-0
Akron	W	8-1
Flagler	W	6-3
New Orleans	W	5-1
Alabama	L	1-8
Abraham Baldwin Ag. Coll.	W	6-3
Southwestern Louisiana	L	1-8
Murray State	W	5-1
Maryland	L	4-5
Northeast Louisiana	W	5-4
Cal. State - Long Beach	W	9-0

1985 - Richard McKee (25-4)

Auburn - Montgomery	W	8-1
North Florida	L	4-5
Florida Jun. Coll.	W	9-0
Yale	W	8-1
South Florida	W	9-0
Auburn	W	7-2
Florida	L	4-5
Emory	W	8-1
Furman	W	8-1
Southern Mississippi	W	9-0
West Virginia	W	9-0
Miami (FL)	W	5-4
Alabama	W	6-3
South Alabama	W	6-0
Flagler	W	6-3
Georgia Southern	W	6-3
Alabama - Birmingham	W	8-1
Jacksonville	W	8-1
Miami (FL)	L	4-5
South Carolina	L	3-5
Kentucky	W	5-3
Auburn	W	7-2
Southwestern Louisiana	W	5-1
Southwestern Louisiana	W	5-4
Auburn	W	6-3
McNeese State	W	5-4
Florida	W	6-3
Rollins	W	5-0
Tennessee - Martin	W	5-1

1986 - Richard McKee (10-13)

Tulane	W	6-3
Auburn - Montgomery	L	4-5
West Florida	W	9-0
North Florida	W	7-2
Arizona State	L	0-9
Florida	L	2-7
South Florida	L	3-6
Auburn	L	3-6
Furman	W	6-3
Louisiana Tech	L	3-6
Kentucky	L	3-6
Baylor	W	5-4
Arkansas - Little Rock	L	2-7
Oklahoma State	L	1-5
West Virginia	W	5-4
Southern Illinois	W	7-2
Mississippi State	W	6-3
Southwest Louisiana	L	0-9
Tulane	W	5-1
Alabama	L	2-7
South Florida	L	4-5
Florida	L	1-8
Abraham Baldwin Ag. Coll.	W	8-1

1987 - Richard McKee (13-10)

Indiana	L	5-4
Auburn - Montgomery	W	9-0
Florida Jun. Coll.	W	8-1
Southwestern Louisiana	L	2-7
North Florida	W	7-2
Florida Atlantic	W	8-1
South Alabama	W	6-3
Florida	L	4-5
Furman	W	5-4
Vanderbilt	L	4-5
Southeastern Louisiana	L	3-6
Alabama	L	3-6
Belhaven	W	8-1
Hampton	L	4-5
Miami (FL)	L	3-6
North Carolina	L	2-7
Louisville	W	8-1
Florida	W	6-3
Kalamazoo	W	6-3
Abraham Baldwin Ag. Coll.	W	7-2
McNeese State	L	2-7
Georgia Southern	W	5-4
Southern Mississippi	W	9-0

1988 - Richard McKee (14-10)

Auburn-Montgomery	W	9-0
Southern Mississippi	W	9-0
Virginia Tech	W	9-0
Abraham Baldwin Ag. Coll.	W	9-0
Mississippi State	L	2-7
Alabama	L	1-5
North Carolina	L	4-5
South Florida	L	3-6
Rice	L	4-5
Furman	W	6-0
Arkansas	L	4-5
Nebraska	W	5-4
Clemson	L	1-5
McNeese State	L	3-5
Georgia Southern	W	7-2
Kalamazoo	W	5-1
Florida	W	6-3
Georgia State	W	8-1
Southeastern Louisiana	L	4-5
South Alabama	W	7-2
Florida	W	6-3
North Florida	W	6-3


1989 - Richard McKee (18-12)

Trinity College of Ireland	W	6-0
Trinity College of Ireland	W	7-2
Valdosta State	W	8-1
Tennessee Tech	W	5-4
Auburn	L	2-5

Auburn - Montgomery	L	2-5
Huntingdon	W	5-1
Jacksonville	W	7-2
Flagler	W	6-2
South Florida	W	5-4
Florida	L	2-7
North Alabama	L	3-6
San Diego State	L	1-5
Oklahoma	L	2-5
Kansas	W	5-4
Southwestern Louisiana	L	4-5
Georgia Southern	W	5-4
Virginia Tech	W	6-2
Columbia	W	8-1
Georgia State	W	5-4
Virginia Commonwealth	W	6-0
Huntingdon	L	0-9
Furman	L	4-5
DePaul	W	5-4
Central Florida	W	5-1
Miami (FL)	L	1-5
Florida International	L	2-5
Southern Mississippi	W	6-3
Southeastern Louisiana	L	0-6
North Florida	W	5-4

1990 - Richard McKee (19-8)

Georgia State	W	5-4
Georgia Tech	W	4-3
Auburn	L	2-5
Flagler	W	9-0
Georgia Southern	L	4-5
Jacksonville	W	9-0
Florida	L	2-7
North Florida	W	9-0
Southwestern Louisiana	W	7-2
Abraham Baldwin Ag. Coll.	W	9-0
Georgia Southern	W	6-3
Furman	W	6-3
Clemson	L	2-7
Tennessee Tech	W	6-3
DePaul	W	9-0
Southeastern Louisiana	W	5-1
Texas A&M	L	1-5
McNeese State	W	7-2
Southern Miss	W	5-4
Southwestern Louisiana	L	4-5
Cal State - Long Beach	W	6-3
Cal State - Santa Barbara	W	5-1
Virginia	L	4-5
Florida International	W	5-1
Miami (FL)	L	4-5
South Florida	W	6-3
Southeastern Louisiana	W	5-1



Jarrod Owen

YEAR BY YEAR RESULTS

1 9 9 1 - 2 0 0 2

1991 - David Barron (16-7)

Arkansas	L	3-6
Georgia Tech	L	3-6
South Alabama	W	6-4
North Florida	W	9-0
Southwestern Louisiana	W	8-1
Abraham Baldwin Ag. Coll.	W	9-0
Georgia Southern	W	9-0
Furman	W	9-0
Southwest Texas State	W	6-0
Memphis State	W	7-0
S.outheastern Louisiana	W	5-1
Texas A&M	L	1-5
Southwestern Louisiana	W	5-4
Cal State - Long Beach	W	5-4
Cal State - Santa Barbara	W	6-0
Virginia	L	4-5
Florida International	W	5-1
Ohio State	L	4-5
Miami (FL)	L	3-6
South Florida	W	6-3
Alabama - Birmingham	L	4-5
Southeastern Louisiana	W	5-1
Rollins	W	8-0

1992 - David Barron (14-9)

Rollins	W	5-4
North Florida	W	6-3
Florida International	L	4-5
South Florida	L	4-5
Florida	L	2-7
Georgia Southern	W	5-1
North Carolina State	W	5-4
North Carolina	L	3-6
Notre Dame	L	1-5
Texas A&M	L	4-5
Southern Methodist	W	7-2
Middle Tennessee State	W	5-1
Georgia State	W	7-0
S.outheastern Louisiana	W	6-3
Wake Forest	W	5-1
Georgia Tech	W	5-4
Clemson	W	5-4
Furman	W	5-1
Maryland	W	5-2
Miami (FL)	L	3-5
Duke	L	2-5
Wake Forest	W	5-3
Duke	L	3-5

1993 - David Barron (17-8)

Jacksonville	W	7-0
Southwestern Louisiana	W	6-1
Georgia Southern	W	7-0
Georgia State	W	7-0
Furman	W	5-2
Clemson	W	6-1
Mississippi State	L	2-5
Mississippi	L	3-4
Colorado	L	2-4
South Alabama	L	3-4
Wisconsin	W	4-3
Florida	L	1-6
Maryland	W	7-0
Virginia	W	6-1
West Virginia	W	6-1
Wake Forest	W	6-1
Duke	L	0-7
North Carolina	L	1-6
North Carolina State	W	4-3
Georgia Tech	W	4-3
South Florida	W	4-3
Florida International	W	4-3
Miami (FL)	W	4-3
Clemson	W	5-2
North Carolina	L	2-5

1994 - David Barron (15-9)

Georgia Southern	W	7-0
Georgia State	W	7-0
Mississippi State	L	1-6
Jacksonville	W	7-0
Southwestern Louisiana	W	5-2
Miami (FL)	W	5-2
Florida International	W	4-3
North Carolina	L	3-4
Wake Forest	W	6-1
Duke	L	3-4
South Florida	W	5-2
North Carolina State	W	7-0
Miami, Ohio	W	5-2
Virginia Commonwealth	L	1-6
Furman	W	5-2
Clemson	L	3-4
Texas A&M	L	1-6
Texas Christian	L	3-4

West Virginia	W	4-3
Maryland	W	7-0
Virginia	W	6-1
Georgia Tech	W	4-3
Clemson	L	3-4
Georgia Tech	L	2-4

1995 - David Barron (18-8)

Georgia Southern	W	7-0
Georgia State	W	7-0
Southwestern Louisiana	W	5-2
Jacksonville	W	7-0
Central Florida	W	6-1
Florida	W	5-2
Furman	W	7-0
Old Dominion	W	7-0
South Alabama	L	2-5
Georgia	L	1-6
Virginia	L	7-0
Texas A&M	W	5-2
Wake Forest	W	5-2
North Carolina State	W	6-1
Virginia Commonwealth	W	6-1
Maryland	W	7-0
North Carolina	W	4-3
Duke	L	3-4
Georgia Tech	W	5-2
Clemson	W	4-3
South Florida	L	3-4
Miami (FL)	L	2-5
Florida International	L	3-4
Virginia	W	5-1
Clemson	L	2-4
Virginia Commonwealth	L	2-4

1996 - David Barron (15-13)

Georgia Southern	W	7-0
Georgia State	W	5-1
Southwestern Louisiana	W	6-1
Kansas	L	1-6
South Alabama	L	2-5
Jacksonville	W	7-0
Central Florida	W	5-2
South Florida	L	2-5
North Carolina	L	1-6
Florida	L	2-5
North Carolina State	W	7-0
Duke	W	4-3
Wake Forest	W	6-1
Kansas	L	3-4
Texas	L	3-4
Alabama	L	1-4
Furman	W	7-0
Clemson	L	3-4
Florida International	W	4-3
Mississippi State	L	0-7
Maryland	W	7-0
Virginia	W	5-2
Virginia Commonwealth	L	0-4
Georgia Tech	W	4-3
Wake Forest	W	4-2
Duke	L	2-4
South Carolina	W	4-2
Duke	L	0-4

1997 - David Barron (16-12)

Mississippi State	L	0-7
Georgia Southern	W	6-0
Georgia State	W	7-0
Florida Atlantic	W	6-1
Southern Mississippi	W	5-2
Jacksonville	W	5-0
Central Florida	W	5-1
Florida	W	4-3
Furman	W	6-1
Florida International	W	4-3
Miami	L	3-4
Old Dominion	W	5-2
Virginia	L	3-4
Kansas	L	2-4
Tulane	L	Def.
North Carolina	L	Def.
South Florida	L	3-4
Duke	L	2-5
North Carolina	L	2-5
New Mexico	W	6-1
Clemson	L	3-4
Georgia Tech	W	4-3
Maryland	W	5-0
Wake Forest	W	4-0
North Carolina State	W	4-3
North Carolina	W	4-2
Clemson	L	2-4
Virginia Commonwealth	L	0-4

1998 - David Barron (17-8)

Stetson	W	7-0
Jacksonville	W	6-1
Old Dominion	W	6-1
Georgia Southern	W	7-0
Georgia State	W	5-2
So. Mississippi	W	6-1
South Alabama	W	4-3
Florida Atlantic	W	7-0
Florida	L	1-6
Wake Forest	W	5-2
North Carolina	L	2-5
Ten.-Chattanooga	W	6-1
Duke	L	2-4
North Carolina St.	W	5-2
Furman	W	5-2
Clemson	W	5-2
Florida Int'l	W	6-1
Miami, FL	L	3-4
Maryland	W	6-0
Virginia	L	2-5
Georgia Tech	L	3-4
Georgia Tech	W	4-1
Duke	L	0-4
Flagler	W	5-1
Virginia (NCAA)	L	1-4

1999 - David Barron (13-10)

Stetson	W	5-2
Jacksonville	W	6-1
Troy State	W	5-2
Georgia Southern	W	6-1
Georgia	L	1-6
Florida Int'l	W	6-1
Miami	L	3-4
So. Mississippi	W	4-3
Furman	W	6-1
Florida	L	2-5
Wake Forest	L	3-4
Maryland	W	7-0
Duke	L	1-6
Virginia	W	4-3
Clemson	L	1-6
UNC-Ashville	W	7-0
North Carolina St.	W	5-2
North Carolina	L	3-4
South Florida	L	2-5
Florida Atlantic	W	5-2
Georgia State	W	4-3
Georgia Tech	L	1-6
Georgia Tech (ACC)	L	2-4

2000 - Dwayne Hultquist (14-10)

Georgia Southern	W	4-3
Central Florida	W	4-3
Jacksonville	W	7-0
UNC-Ashville	W	7-0
Florida Atlantic	W	4-3
So. Mississippi	W	4-3
Stetson	W	6-1
Wake Forest	W	5-2
Texas	L	0-7
Clemson	L	2-5

North Carolina	L	1-6
Florida	L	0-7
Maryland	W	7-0
Virginia	L	3-4
N.C. State	W	4-3
Duke	L	2-5
South Alabama	L	3-4
South Florida	L	1-6
Furman	W	6-1
Georgia Tech	W	4-3
Florida A & M	W	5-2
Virginia (ACC)	L	1-4

2001 - Dwayne Hultquist (10-14)

Penn State	L	3-4
West Virginia	W	6-1
Georgia Southern	W	6-1
Florida	L	3-4
Alabama	L	0-7
Tennessee Tech	L	3-4
Furman	W	4-1
Troy State	W	4-3
Miami	L	2-5
Virginia	W	4-3
Vanderbilt	L	3-4
NC State	W	5-2
Wake Forest	L	1-6
Texas	L	2-5
Maryland	W	7-0
Clemson	W	4-3
Brown	W	4-3
UNC	L	1-6
Duke	L	0-7
Georgia Tech	L	2-5
South Florida	L	1-6
Florida A&M	W	7-0
Wake Forest (ACC)	L	2-4
Auburn	L	2-4

2002 - Dwayne Hultquist (12-10)

Tennessee Tech	W	7-0
Jacksonville	W	7-0
Georgia Southern	W	6-1
Central Florida	W	5-2
Miami	W	6-1
Vanderbilt	L	4-3
Furman	W	6-1
Stetson	W	7-0
Alabama	L	5-2
South Florida	L	6-1
Penn State	W	7-0
Virginia	W	5-2
Maryland	W	7-0
Clemson	W	6-1
Arizona State	L	4-3
Florida	L	5-2
North Carolina State	W	7-0
Wake Forest	L	6-1
North Carolina	L	6-1
Georgia Tech	L	4-3
Duke	L	5-2
Georgia Tech	L	4-0



Gustav Bucht