

Florida State Track & Field Record Book



2018-19

Track & Field Year-by-Year

Men - ACC/Metro & NCAA

Year	ACC Indoor/Outdoor	NCAA Indoor	NCAA Outdoor
1992	4th /3rd	22nd (t)	25th
1993	3rd /4th	-	31st (t)
1994	1st /2nd	24th (t)	30th (t)
1995	6th/4th	21st (t)	47th (t)
1996	4th/4th	-	21st (t)
1997	6th/4th	-	74th (t)
1998	4th/4th	-	-
1999	4th/5th	-	-
2000	4th/2nd	-	-
2001	3rd/2nd	26th (t)	64th (t)
2002	2nd/1st	50th	44th (t)
2003	1st/1st	49th (t)	57th (t)
2004	1st/ 2nd	44th (t)	20th (t)
2005	1st/1st	8th	4th (t)
2006	1st/1st	3rd	1st
2007	1st/1st	2nd	1st*
2008	1st/1st	2nd	1st
2009	1st/1st (t)	3rd	2nd (t)
2010	1st/1st	12th	8th
2011	2nd/1st	5th	2nd
2012	1st/2nd	8th(t)	4th
2013	2nd/1st	18th (t)	9th
2014	1st/1st	4th	20th (t)
2015	2nd/1st	38th (t)	19th (t)
2016	6th/4th (t)	37th (t)	64th (t)
2017	3rd/3rd	58th (t)	51st (t)
2018	1st/1st	21st	11th
Year	Metro Outdoor	NCAA Indoor	NCAA Outdoor
1977	1st	28th (t)	-
1978	1st	20th	22nd
1979	1st	-	11th (t)
1980	1st	12th	3rd (t)
1981	1st	-	28th (t)
1982	1st	38th (t)	33rd (t)
1983	1st	-	-
1984	1st	21st (t)	28th
1985	1st	-	34th (t)
1986	1st	13th (t)	31st (t)
1987	1st	37th (t)	21st (t)
1988	1st	21st (t)	-
1989	1st	-	-
1990	1st	-	-
1991	1st	-	-
Year	SE Independent	NCAA Indoor	NCAA Outdoor
1972	1st	-	-
1973	1st	26th (t)	-
1974	1st	7th (t)	31st (t)
1975	-	14th (t)	-
1976	-	20th (t)	36th (t)
Year	Dixie	NCAA Indoor	NCAA Outdoor
1949	4th	-	-
1950	1st	-	-
1951	1st	-	-
1963	-	-	29th (t)
1968	-	-	48th (t)
1969	-	-	-
1970	-	-	-
1971	-	-	-



Women - ACC/Metro & NCAA

Year	ACC Indoor/Outdoor	NCAA Indoor	NCAA Outdoor
1992	5th /4th	-	34th (t)
1993	3rd /4th	-	49th (t)
1994	4th/3rd	-	39th (t)
1995	6th/4th	-	-
1996	3rd/2nd	20th	25th (t)
1997	2nd/2nd	28th (t)	25th (t)
1998	4th/3rd	-	-
1999	4th/2nd	55th (t)	55th (t)
2000	2nd/1st	-	38th (t)
2001	7th/3rd	-	-
2002	5th/2nd	42nd (t)	22nd (t)
2003	3rd/2nd	17th (t)	26th (t)
2004	5th/3rd	16th (t)	28th (t)
2005	6th/4th	-	-
2006	3rd/2nd	15th (t)	14th (t)
2007	4th/3rd	30th (t)	14th
2008	3rd/4th	6th	12th
2009	1st/1st	8th	4th
2010	2nd/2nd	7th	20th
2011	2nd/2nd	9th	20th (t)
2012	2nd/3rd	20th	20th
2013	2nd/2nd	15th	29th (t)
2014	1st/1st	39th (t)	16th (t)
2015	2nd/2nd	24th (t)	6th
2016	4th/1st	-	29th (t)
2017	3rd/2nd	-	19th (t)
2018	1st/3rd	26th	14th
Year	Metro Outdoor	NCAA Indoor	NCAA Outdoor
1981	-	-	3rd
1982	-	-	3rd
1983	-	28th	2nd
1984	-	4th	1st
1985	-	1st	2nd (t)
1986	-	6th (t)	14th (t)
1987	-	16th (t)	10th
1988	-	-	30th (t)
1989	1st	34th	-
1990	1st	-	13th
1991	1st	25th (t)	9th

Note: The 1981 indoor and outdoor, and 1982 indoor national championships were as members of the AIAW. FSU began NCAA competition with the 1982 outdoor season.



Men's All-Time All-Americans

National Champions

Outdoor

1979	Bradley Cooper	Discus
1980	Mike Roberson	200m Dash
2005	Walter Dix	100m Dash
2006	Rafeeq Curry	Triple Jump
2006	Walter Dix	200m Dash
2006	Garrett Johnson	Shot Put
2007	Walter Dix	200m Dash
2007	Walter Dix	100m Dash
2007	Ricardo Chambers	400m Dash
2007	4x100-meter relay	
	Bolden, Dix, Garvin, Clark	
2008	Walter Dix	200m Dash
2008	Ngoni Makusha	Long Jump
2009	Ngoni Makusha	Long Jump
2009	Charles Clark	200m Dash
2009	Jonathan Borlee	400m Dash
2009	4x400-meter relay	
	Williams, K. Borlee, Clark, J. Borlee	
2011	Ngoni Makusha	100m Dash
2011	Ngoni Makusha	Long Jump
2011	Maurice Mitchell	200m Dash
2011	4x100-meter relay	
	Hyman, Makusha, Mitchell, Byram	
2012	Maurice Mitchel	200m Dash

Indoor

1974	Danny Smith	60-yd Hurdles
1975	Danny Smith	60-yd Hurdles
1978	Walter McCoy	600-yd Run
1980	Mile Relay	
	Ross, Boodie, Simmons, McCoy	
1995	Phillip Riley	55m Hurdles
2006	Walter Dix	200m Dash
2006	Garrett Johnson	Shot Put
2007	Walter Dix	200m Dash
2007	Ricardo Chambers	400m Dash
2008	Gonzalo Barroilhet	Heptathlon
2008	Drew Brunson	60m Hurdles
2011	Ngoni Makusha	Long Jump
2014	James Harris	High Jump
2014	Dentarius Locke	60m Dash

1963

Allen Williams - Shot put (4)

1968

Mike Kelly - 120 yd hurdles (5)

1969

Doug Brown (USTFF) - 100m (6)
Phillip Parker (USTFF) - Triple jump
Mike Kelly (USTFF) - 120 yd hurdles, 440 yd hurdles (8)

1971

Ken Misner — 6-mile run (7); (USTFF) 3-mile run

1972

Joel Garren (USTFF) - 200m

1973

Danny Smith — 60 yd hurdles (i-2)

1974

Tyrone Frederick — 880 yd run (i-4)
Danny Smith — 60 yd hurdles (i-1), 120 yd hurdles (3)
Rudolph Falana (USTFF) — Long jump
Charlie Harris (USTFF) — Triple jump

1975

Jesse Forbes — 100 yd dash (8)
Danny Smith — 60 yd hurdles (i-1)
Tyrone Frederick (USTFF) — 880 yd run

1976

Michael Roberson — 200m (4)
Don Merrick — 60 yd dash (2)
Phares Rolle — Pole vault (7)

1977

Michael Roberson — 60 yd hurdles (i-3)

1978

Bradley Cooper — Discus (4)
Jesse Forbes — 100m (5)
Walter McCoy — 600 yd run (i-1), 400m (8)
4x100m relay (6) — Mike Roberson, Jesse Forbes, Kevin Johnson, Walter McCoy
Mile relay (i) — Mike Roberson, Ron Nelson, John Walker, Walter McCoy
4x400m relay (USTFF) — Walter McCoy, Ron Nelson, Mike Roberson, John Walker

1979

Bradley Cooper — Discus (1)
Walter McCoy — 400m (4)
4x400m relay (3) — Ron Nelson, Palmer Simmons, Earl Caruthers, Walter McCoy

1980

Robb Gomez — 1000 yd run (i-6)
Leon Hutchins — Triple jump (4)
Walter McCoy — 400m (3)
Michael Roberson — 100m (2), 200m (1)
Herb Wills — 10,000m (4)
Mile relay (i-1) — Reggie Ross, Melford Boodie, Palmer Simmons, Walter McCoy
4x100m relay (3) — Bobby Butler, Kevin Johnson, Michael Roberson, Walter McCoy

1981

Walter McCoy — 400m (4)
Phillip Rolle — 800m (7)

Rohn Stark — Decathlon (8)

Herb Wills — 10,000m (11),
4x100m relay (6)— Chip Wells, Don Frost, Ronnie Taylor, Walter McCoy
4x400m relay (5) — Ron Nelson, Lynn Brown, Philip Rolle, Walter McCoy

1982

Ronnie Taylor — 200m (6)
Herb Wills — 10,000m (10)
Phillip Rolle — 800m (i-4)
Leon Hutchins — Triple jump (9)

1984

Leander McKenzie — 400m hurdles (4)
Kenny Smith — High jump (5)
4x400m relay — Reggie Ross, Charlie Carr, Leander McKenzie, Vince Washington

1985

Leander McKenzie — 400m hurdles (4)
4x400m relay (8) — Vince Washington, Kevin Gordon, Leander McKenzie, Thomas Johnson

1986

Octavius "Ocky" Clark - 800m (5), 1000m (i-5)
Leander McKenzie — 400m hurdles (5)
Thomas Johnson - 500m (4)

4x400 relay (i-4) - Thomas Johnson, Vince Washington, Clark Waddell, Carter Williams
4x400m relay (7) — Carter Williams, Clark Waddell, Leander McKenzie, Thomas Johnson

1987

Arthur Blake — 55m hurdles (i-4), 110m hurdles (2)
Horatio Garcia — Hammer (3)

1988

Arthur Blake — 55m hurdles (i-2), 110 hurdles (8)

1989

Larry Carr — Pole vault (i7)

1990

Larry Carr — Pole vault (11)

1992

Jeff Bray — Pole vault (i-3), Pole vault (6)
Kevin Crist — High jump (2)

1993

Jeff Bray — Pole vault (6), Pole vault (i-9)
Kevin Crist — High jump (4)
Marcus Dixon — 110m hurdles (6)
4x100m relay (8) — Jonathan Carter, Kevin Ansley, Kelsey Nash, Marcus Dixon

1994

Phillip Riley — 55m hurdles (i-2)
Lou Angelo — Javelin (7)
Kevin Ansley — 400m (5)
John Rothell — 400 hurdles (8)
4x100m relay (7) — Jonathan Carter, Kevin Ansley, Kelsey Nash, Marcus Dixon

1995

Jonathan Carter — 100m (7)
Justin Johnson — Javelin (6)
Phillip Riley — 55m hurdles (i-1)

1996

Jonathan Carter — 100m (6), 200m
Phillip Riley — 110m hurdles (5)
Justin Johnson — Javelin (5)
4x100m relay (6) — Byron Capers, Jonathan Carter, Warrick Dunn, Phillip Riley

1997

Justin Johnson — Javelin (8)

1999

Jody Lawrence — Weight throw (i-15)

2001

Joe Allen — Long jump (i-5)
Shawn Brown — High jump (i-4), High jump (7)

2002

Shawn Brown — High jump (12), High jump (i-15)
Mario Lowe — Triple jump (4)

2003

Joep Ticheglaar — 10000m (6)
Rafeeq Curry — Triple jump (i-6), Triple jump (12)
Willie Johnson — Triple jump (11)
Dorian Scott — Shot put (i-11)

2004

Rafeeq Curry — Triple jump (i-5), Triple jump (4)
Brian Dzingai — 200m (5)
Willie Johnson — Triple jump (10)
4x100m relay (3)— Derrick Baker, Rhoan Sterling, Brian Dzingai, Cedric Nabe

2005

Rafeeq Curry — Triple jump (i-6), Triple jump (4)
Walter Dix — 60m (6), 100m (1), 200m (i-2), 200m (4)
Ricardo Chambers — 400m (i-5), 400m (4)
Garrett Johnson — Shot put (i-5)
Andrew Lemoncello — 3000m steeplechase (4)
Tom Lancashire — Mile (i-5), 1500m (8)
Dorian Scott — Shot put (8)
4x100m relay (7) — Derrick Baker, Kenny O'Neal, Rhoan Sterling, Walter Dix

2006

Greg Bolden — 60m (i-7)
Ricardo Chambers — 400m (2)
Rafeeq Curry — Triple Jump (1), Triple Jump (i-3), Long Jump (6)
Walter Dix — 100 (2), 200m (1), 200m (i-2), 60m (i-1)
Michael Ray Garvin — 200m (8)
Garrett Johnson — Shot Put (1), Discus (5), Shot Put (i-1)
Tom Lancashire — 1500m (2), Mile Run (i-4)
Andrew Lemoncello — 3000m Steeplechase (4)

2007

Greg Bolden — 60m (i-4), 100m (7)
Ricardo Chambers — 400m (1), 400m (i-1)
Charles Clark — 200m (i-4), 200m (8)
Walter Dix — 100m (1), 200m (1), 200m (i-1), 60m (i-8)
Michael Ray Garvin — 100m (6)
Luke Gunn — Steeplechase (8)
Andrew Lemoncello — Steeplechase (2)
4x100m relay (1) - Greg Bolden, Walter Dix, Michael Ray Garvin, Charles Clark
4x400m relay (i-4) - Tywayne Buchanan, Walter Dix, Ricardo Chambers, Charles Clark

Men's All-Time All-Americans

2008

Gonzalo Barroilhet – Decathlon (3), Heptathlon (i-1)
 Drew Brunson – 110m Hurdles (5), 60m Hurdles (i-1)
 Charles Clark – 200m (8), 200m (i-2)
 Walter Dix – 200m (1), 100m (4)
 Michael Ray Garvin – 60m (i-8), 200m (i-7)
 Luke Gunn – Steeplechase (3)
 Ngoni Makusha – Long Jump (1), Long Jump (i-3)
 Rayon Taylor – Triple Jump (4), Triple Jump (i-8)
 4x400m relay (i-6) - Tywayne Buchanan, Pablo Navarrete, Brandon Byram, Charles Clark
 4x100m relay (4) - Walter Dix, Ngoni Makusha, Michael Ray Garvin, Brian Chibudu

2009

Charles Clark – 200m (i-5), 200m (1)
 Matt Leeder – 3000m (i-6)
 Kevin Borlee – 400m (4)
 Jonathan Borlee – 400m (1)
 Javier Garcia-Tunon – 400m Hurdles (8)
 Ngoni Makusha – Long jump (1)
 Michael Ray Garvin – 60m (i-7)
 Gonzalo Barroilhet – Heptathlon (i-2)
 Pelle Rietveld – Heptathlon (i-6)
 4x400m relay (1) - Kevin Williams, Jonathan Borlee, Charles Clark, Kevin Borlee
 4x400m relay (i-2) - Kevin Williams, Kevin Borlee, Brandon O'Connor, Jonathan Borlee

2010

Kevin Borlee – 400m (7)
 Brandon Byram – 200m (i-2), 200m (3)
 Brian Chibudu – Long jump (i-7), Long jump (6)
 Maurice Mitchell – 200m (i-5), 60m (i-7)
 Michael Putman – Discus (6)
 4x100m relay (2) - David Ambler, Brandon Byram, Maurice Mitchell, Brian Chibudu

2011

Brandon Byram - 200m (4), 200m (i-3)
 Michael Putman - Shot put (6), Discus (9)
 Ngoni Makusha - 100 (1), Long jump (1), Long jump (i-1)
 Maurice Mitchell - 100 (3), 200 (1), 60 (i-3), 200 (i-2)
 Andrew LaHaye - Pole vault (t16)
 4x100 (1) - Kemar Hyman, Ngoni Makusha, Maurice Mitchell, Brandon Byram
 4x400 (i-9) - Brandon Byram, Phillip Young, Brian Chibudu, Brandon O'Connor

2012

Kemar Hyman - 60m (i-3), 100m (6)
 Maurice Mitchell - 60m (i-6), 200m (i-3), 100m (3), 200m (1)
 Michael Putman - Shot Put (i-11)
 Horatio Williams - 200m (i-5), 200m (3)
 Phillip Young - Triple Jump (i-6), Triple Jump (10)
 Gonzalo Barroilhet - Decathlon (4)
 Michael Fout - 10,000 (15)
 Andrew LaHaye - Pole Vault (9)
 4x100 (2) - Kemar Hyman, Horatio Williams, Maurice Mitchell, Stephen Newbold

2013

Stefan Brits - Long Jump (i-6), Long Jump (12)
 Michael Fout - 10,000 (4)

James Harris - High Jump (i-10), High Jump (4), 400 (5)
 Andrew LaHaye - Pole Vault (t16)
 Dentarius Locke - 100 (2)
 Mome Moolman - Javelin (11)
 Breandan O'Neill - 10,000 (9)
 Phillip Young - Triple Jump (i-7)
 4x400 (i-3) - Alonzo Russell, Dentarius Locke, James Harris, Stephen Newbold
 4x100 relay (8) - Alonzo Russell, Dentarius Locke, Stefan Brits, James Harris

2014

James Harris - High Jump (i-1), 400 (6), 400 (i)
 Dentarius Locke - 60m (i-1), 100 (2)
 Paul Madzivire - Long Jump (11)
 Jonathan Reid - Triple Jump (i-3)
 4x400 relay (i-7) - Alonzo Russell, Ricardo Roy, Michael Cherry, James Harris

2015

Jalen Ramsey - Long Jump (i-4), Long Jump (14)
 Stefan Brits - Long Jump (12)
 Kendal Williams - 100 (5), 200 (8), 60 (i-9)
 Michael Cherry - 400 (i-10), 400 (9)
 Trentavis Friday - 200 (i-11)
 Jonathan Reid - Triple Jump (5)
 Zak Seddon - Steeplechase (8)
 4x100 relay (9) - Kendal Williams, Alistair Moona, Cejhae Greene, Trentavis Friday

2016

Stefan Brits - Long Jump (i-3)
 Jake Burton - 800 (i-14)
 Zak Seddon - Steeplechase (6)
 Edward Clarke - 100 (16)
 4x100 relay (13) - Raheem Robinson, Darryl Haraway, Edward Clarke, Jamal Pitts

2017

Montel Nevers - Triple Jump (i-8), Triple Jump (6)
 Darryl Haraway - 60 (i-14)
 Austin Droogsma - Shot Put (i-13), Shot Put (12)
 Carlos Becker III - Long Jump (7)
 Emmanuel Onyia - Discus (12)
 Armani Wallace - Triple Jump (9)

2018

Andre Ewers - 200m (i-8), 100m (2), 200m (3)
 Trey Cunningham - 60 Hurdles (6), 100 Hurdles (4)
 Austin Droogsma - Shot Put (i-4), Shot Put (7)
 Kenneth Fisher - Long Jump (i-8), Long Jump (16)
 Corion Knight - Long Jump (i-13)
 Armani Wallace - Triple Jump (i-13)
 Darryl Haraway - 100m (15)
 4x100 relay (5) - Keniel Grant, Darryl Haraway, Darryl Gay, Andre Ewers

All-American Criteria per USTFCCCA

Indoor Years	Requirements	Outdoor Years	Requirements
1965-69	top 3 per event	1942-62	top 3 per event
1970-81	unknown	1963-72	top 4 per event
1982-87	top 6 per event	1973-81	unknown
1989-2010	top 8 per event, to include top 8 US-born	1982-84	top 12 per event
2011-pres.	top 8 first-team; 9-16 second-team	1985-2010	top 8 per event, to include top 8 US-born
		2011-pres.	top 8 first-team; 9-16 second-team



Walter Dix won 8 NCAA titles and was an 18-time All-American.



NCAA champ Rafeeq Curry was a 7-time All-American.



Ngoni Makusha (center) broke the NCAA 100-meter dash record (9.89) at the 2011 NCAA Championships; Maurice Mitchell was third.



School record-holder Garrett Johnson won a pair of NCAA titles.



Gonzalo Barroilhet was the '08 NCAA Heptathlon champion.

Women's All-Time All-Americans

National Champions

Outdoor

1981	4x100-meter relay	
	Garcia, Bennett, Payne, Givens	
1982	Tonja Brown	400m Hurdles
1982	Marita Payne	400m Dash
1983	4x100-meter relay	
	Wright, Payne, Cliette, Givens	
1983	4x400-meter relay	
	Givens, Cliette, Wright, Payne	
1984	4x100-meter relay	
	Finn, Payne, Cliette, Givens	
1984	4x400-meter relay	
	Davis, Cliette, Givens, Payne	
1984	Randy Givens	100m Dash
1984	Randy Givens	200m Dash
1984	Marita Payne	400m Dash
1985	Michelle Finn	100m Dash
1985	Esmeralda Garcia	Triple Jump
1987	4x100-meter relay	
	Levy, Davis, Thompson, Finn	
2002	Teresa Bundy	Triple Jump
2006	Lacy Janson	Pole Vault
2008	Hannah England	1500m Run
2009	Susan Kuijken	1500m Run
2009	Kimberly Williams	Long Jump
2009	Kimberly Williams	Triple Jump
2015	Colleen Quigley	Steeplechase
2015	Kala Funderburk	400m Dash

Indoor

1981	4x200-meter relay	
	Garcia, Bennett, Payne, Givens	
1982	4x800-meter relay	
	Wood, O.Brown, Borovicka, Coomber	
1984	4x400-meter relay	
	O. Brown, Cliette, Davis, Levy	
1985	Michelle Finn	55m Dash
1985	Esmeralda Garcia	Triple Jump
2000	Tonya Carter	60 mDash
2003	Lacy Janson	Pole Vault
2008	Hannah England	Mile
2008	Susan Kuijken	3000m
2009	Kimberly Williams	Triple Jump
2010	Kimberly Williams	Triple Jump
2011	Kimberly Williams	Triple Jump

1969[^]

Margaret Kane — Shot Put (5)
Avis Latham - 100 Hurdles (4)
Lee Anne Wojtkowski - Shot Put (2)

1971[^]

Sharon Burgess — Mile (4)

1972[^]

Sharon Burgess — Mile (6)
Laura Gibbons - Javelin (4)

1973^{*}

Sharon Burgess — Mile (5)

1978^{*}

Nancy Townsend — Javelin (6)

1981^{*}

Darien Andreau — 5000m (i-5)
Alice Bennett — Long jump (i-4)
Margaret Coomber — 1000m (i-3)
Esmeralda Garcia — 60m (i-2), 100m (5), Long jump (i-2), Long jump (2)
Randy Givens — 200m (3)
Marita Payne — 400m (2)
Angela Wright — 400m (i-4), 400m (6)
4x100m relay (1) — Alice Bennett, Esmeralda Garcia, Randy Givens, Marita Payne
4x220m relay (i-1) — Esmeralda Garcia, Marita Payne, Alice Bennett, Randy Givens
4x200m relay (6) — Alice Bennett, Esmeralda Garcia, Randy Givens, Marita Payne
4x400m relay (i-4) — Debbie Moss, Angela Wright, Scooby Golden, Marita Payne
4x400m relay (4) — Janette Wood, Marita Payne, Angela Wright, Scooby Golden

1982^{*}

Alice Bennett — Long jump (8)
Tonja Brown — 60 yard hurdles (i-7), 100m hurdles (4), 400m hurdles (1)
Margaret Coomber — 1000 yard (i-8), 1500m (7)
Ovriell Dwyer-Brown — 600 yard (i-15)
Carolyn Faison — 60 yard hurdles (i-6), 100m hurdles (7)
Randy Givens — 300 yard (i-2)
Wendy Markham — High jump (i-5)

Marita Payne — 60 yard dash (i-7), 300 yard (i-4), 200m (4), 400m (1)
Angela Wright — 440 yard (i-6), 400m (7)
4x220 yard relay (i-2) — Kim Parrish, Marita Payne, Alice Bennett, Randy Givens

Mile relay (i-6) — Tonja Brown, Ovriell Dwyer-Brown, Scooby Golden, Angela Wright

Two mile relay (i-1) — Margaret Coomber, Carla Borovicka, Janette Wood, Ovriell Dwyer-Brown

4x100m relay (2) — Randy Givens, Marita Payne, Angela Wright, Alice Bennett

4x400m relay (2) — Ovriell Dwyer-Brown, Randy Givens, Marita Payne, Angela Wright

1983

Wendy Markham — High jump (i-3), High jump (2)
Ovriell Dwyer-Brown — 600 yd (i-6), 400m hurdles (8)
Brenda Cliette — 100m (3), 200m (4)
Randy Givens — 100m (6), 200m (3)

Marita Payne — 200m (6), 400m (5)

Angela Wright — 400m hurdles (3)
4x100m relay (1) — Randy Givens, Marita Payne, Angela Wright, Brenda Cliette
4x400m relay (1) — Randy Givens, Marita Payne, Angela Wright, Brenda Cliette

1984

Carla Borovicka — 1500m (i-6)
Ovriell Dwyer-Brown — 400m hurdles (6)
Brenda Cliette — 100m (2), 200m (2)
Margaret Coomber — 1500m (i-5)
Janet Davis — 200m (6)
Michelle Finn — 55m (i-4), 100m (4)
Randy Givens — 100m (1), 200m (1)
Kelly Hackler — 800m (i-6)
Marita Payne — 200m (3), 400m (1)
4x400m relay (i-2) — Janet Levy, Janet Davis, Ovriell Dwyer-Brown, Brenda Cliette
4x100m relay (1) — Brenda Cliette, Michelle Finn, Randy Givens, Marita Payne
4x400m relay (1) — Brenda Cliette, Janet Davis, Randy Givens, Marita Payne

1985

Michelle Finn — 55m (i-1), 100m (1), 200m (2)
Esmeralda Garcia — Triple jump (i-1), Long jump (i-3), Triple jump (1), 100m (5)
Nancy Rettie — 1000m (i-3), 1500m (7)
4x800m relay (i-5) — Kelly Hackler, Chris McKay, Nancy Rettie, Brenda Moore
4x100m relay (3) — Michelle Finn, Esmeralda Garcia, Andrea Thompson, Janet Levy

1986

Michelle Finn — 55m (i-2), 100m (5), 200m (7)
Esmeralda Garcia — Triple jump (3), Long jump (i-2)
Kari Keith — Javelin (9)
4x100m relay (5) — Michelle Finn, Esmeralda Garcia, Andrea Thompson, Janet Levy
4x400m relay (8) — Janet Levy, Michelle Finn, Carol Samuels, Janet Davis

1987

Janet Davis — 400m (5)
Michelle Finn — 55m (i-2), 100m (4), 200m (6)
4x100m relay (1) — Michelle Finn, Janet Davis, Andrea Thompson, Janet Levy

1989

Kim Batten — Triple jump (i-5)

1990

Kim Batten — Triple jump (i-5), 100m hurdles (8), 400m hurdles (2)
Sonya Blades — Long jump (9)
Trinette Johnson — Long jump (i-6)
Kari Keith — Javelin (8)
Holly Kelly — High jump (3), High jump (i-4)
Carmelia Shivers — Heptathlon (10)
Patrice Verdun — 55m (i), 200m (i-5)
4x100m relay (4) — Patrice Verdun, Lisa Horton, Trinette Johnson, Kim Batten
4x800m relay (i-6) — Carrie Boyd, Tracey Howze, Karla Severs, Angela Harris

1991

Kim Batten — 100m hurdles (4), 400m hurdles (3)
Holly Kelly — High jump (i-4), High jump (4)
Carmelia Shivers — Heptathlon (10)
4x100m relay (6) — Kim Batten, Patrice Verdun, Andi Lyons, Sheryl Covington

1992

Trinette Johnson — Long jump (6)
Patrice Verdun — 200m (9)
4x100m relay (7) — Trinette Johnson, Patrice Verdun, Andi Lyons, Sheryl Covington

1993

Sheryl Covington — 55m (i-8), 200m (i-7)
Trinette Johnson — Long jump (i-8), Long jump (7)

1994

Sheryl Covington — 400m (5)
Indianne Henry — High jump (10)
4x400m relay (8) — Sheryl Covington, Sophia Danvers, Erica Shepard, Radhiya Teagle

1996

Erica Shepard — 800m (i-7)
4x400m relay (i-2) — Sophia Danvers, Yashiva Edwards, Maria Embon, Erica Shepard
4x400m relay (2) — Sophia Danvers, Yashiva Edwards, Maria Embon, Erica Shepard

1997

Shannon Cook — Shot put (10)
4x400m relay (i-4) — Sophia Danvers, Yashiva Edwards, Maria Embon, Erica Shepard
4x100m relay (7) — Casey Custer, Sophia Danvers, Yashiva Edwards, Zuzette Mullings
4x400m relay (2) — Sophia Danvers, Yashiva Edwards, Maria Embon, Rikke Ronholt

1999

Tonya Carter — 60m (i-9)
Samantha George — 400m (6)

2000

Tonya Carter — 60m (i-1), 100m (3)
Samantha George — 400m (i-6)
Makiba Batten — Discus (9)

2001

Laura Gerber — 800m (i-3)

2002

Teresa Bundy — Triple jump (1)
Natalie Hughes — 1500m (8)
Lacy Janson — Pole vault (i-6), Pole vault (9)
Kim Jones — Long jump (9), Long jump (i-12)

2003

Vicky Gill — 10,000m (6)
Laura Gerber — 800m (4)
Lacy Janson — Pole vault (i-1), Pole vault (9)
Kim Jones — Long jump (12)
4x400m relay (7) — Laura Gerber, Tamara Campbell, Shauna Quinn, Evelyn-Cynthia Niako

2004

Vicky Gill — 5000m (i-4), 10,000m (2)
Natalie Hughes — Mile (i-5), 1500m (13)

Women's All-Time All-Americans

2006

Natalie Hughes — 1500m (3), Mile (i-2)
Lacy Janson — Pole vault (i-2), pole vault (1)
LaKendra McCollum — 400m hurdles (12)
Alyce Williams — Triple jump (7)

2007

Susan Kuijken — 1500m run (2)
Barbara Parker — 3000m steeplechase (3), Mile (i-4)
Alyce Williams — Triple jump (6), Triple jump (i-7)
4x400m relay (7) — Kandia Batchelor, India Pettus, Keyla Smith, Alycia Williams

2008

Susan Kuijken — 1500m (8), 3000m (i-1)
Hannah England — 1500m (1), mile (i-1)
Kimberly Williams — Triple jump (i-2), Triple jump (4)
Teona Rodgers — 100 Hurdles (11)
Tiara Swanagan — Triple jump (16)

2009

Susan Kuijken — 3000m (i-2), 1500m (1)
Allyn Laughlin — Shot put (7)
Kimberly Williams — Triple jump (i-1), Long jump (1), triple jump (1)
Pilar McShine — Mile (i-4)
4X100m relay (2) — Nicole Marcus, Candyce McGrone, Danielle Jeffrey, Teona Rodgers

2010

Pasca Cheruyot - 10,000m (5)
Kimberly Williams - Triple jump (i-1), Long jump (5), Triple jump (4)
Pilar McShine - Mile (i-3), 1500m (5)
Jennifer Dunn - 3000 steeplechase (10)

2011

Kimberly Williams - Triple jump (i-1), Long jump (i-2), Triple jump (2)
Amy Harris - Long jump (i-15), Long jump (14)
Amanda Winslow - Mile (i-5)
Pasca Cheruyot - 3000m (i-15), 5000m (i-9)
Michelle Jenije - Triple jump (i-13)
Marecia Pemberton - 60m (i-11)
4x100 relay (6) - Amy Harris, Marecia Pemberton, Stephanie Simpson, Brittany St. Louis
Hannah Brooks - 1500m (6)

2012

Hannah Brooks - Mile (i-6), 1500 (15)
Amy Harris - Long jump (i-7)
Amanda Winslow - 1500 (7)
Michelle Jenije - Triple jump (i-2), Triple jump (5)
Marecia Pemberton - 60m (i-11)
Violah Lagat - 1500 (8)
Astrid Leutert - 3000 steeplechase (4)
Colleen Quigley - 3000 steeplechase (5)
Chelsea Whalen - Javelin (12)

2013

Amanda Winslow - Mile (i-2), 1500 (8)
Linden Hall - 1500m (9)
Colleen Quigley - 3000 steeplechase (2)
Sage Watson - 400m Hurdles (12)
Chelsea Whalen - Javelin (13), Shot Put (13)
Distance Medley relay (i-4) - Jessica Parry, Sage Watson, Georgia Peel, Colleen Quigley

2014

Brianna Cherry-Bronson - Weight Throw (i-12)
Colleen Quigley - Mile (i-6)
Der'Renae Freeman - Long jump (i-7)
Linden Hall - 1500 (3), Mile (i-14)
Kellion Knibb - Discus (5)
Hannah Walker - 5000m (i-9)
Pippa Woolven - 5000m (i-13)
Anne Zagre - 100 hurdles (6)
4x100 relay (7) - Marecia Pemberton, Der'Renae Freeman, Jande Pierce, Kali Davis-White

2015

Colleen Quigley - Mile (i-3), Steeplechase (1)
Kala Funderburk - 400 (i-5), 400 (1)
Der'Renae Freeman - Long Jump (6)
Sage Watson - 400 Hurdles (4)
Linden Hall - 1500 (8)
Grete Sadeiko - Heptathlon (15)
4x400 Relay (3) - Elizabeth Ichite, Sage Watson, Helene Swanepoel, Kala Funderburk
4x400 Relay (i-9) - Helene Swanepoel, Sage Watson, Kala Funderburk, Chelsea Jarvis
Distance Medley Relay (11) - Georgia Peel, Chelsea Jarvis, Sydnee Over, Bridget Blake

2016

Der'Renae Freeman - Long Jump (i-10)
Jogaile Petrokaite - Long Jump (i-11), Long Jump (13)
Chelsea Jarvis - 800 (i-15)
Meme Jean - 60 Hurdles (i-11)
Sasha-Ann Lebert - Weight Throw (i-16)
Kellion Knibb - Discus (2)
Grete Sadeiko - Heptathlon (11)

2017

Melissa-Maree Farrington - Pentathlon (i-15)
Eleonora Omeregie - High Jump (i-11), High Jump (15)
Jogaile Petrokaite - Long Jump (i-14)
Kellion Knibb - Discus (3)
Veronika Kanuchova - Hammer (5)
Geneve Grange - Discus (8)
Cortney Jones - 100 Hurdles (15)
Shanice Love - Discus (12)
Peta-Gay Williams - 100 Hurdles (10)

2018

Cortney Jones - 60 Hurdles (4), 100 Hurdles (3)
Ka'Tia Seymour - 200m (i-6), 200m (4), 60m (i-13), 100m (9)
Shauna Helps - 200m (i-12)
Jayla Kirkland - 60m (i-11)
Geneve Grange - Shot Put (i-8), Shot Put (11)
Lauri Paredes Meza - Javelin (3)
Shanice Love - Discus (14)
Ieva Zarankaite - Discus (9)
4x100 relay (8) - Jayla Kirkland, Shauna Helps, Cortney Jones, Ka'Tia Seymour

Key


^ - Division of Girl's and Women's Sports National Championships - (DGWS) - 1969-1972

- Association of Intercollegiate Athletics for Women Championships - (AIAW) - 1973-1982/indoor


NCAA Championships begin with 1982 Outdoors



Tonja Brown: 1982 400 hurdles champ



Marita Payne: 20-time All-American




Esmeralda Garcia: 13-time All-American




Michelle Finn: Two-time NCAA champ



Kim Batten: All-American in four events




Kim Williams: Five-time NCAA champ



Kala Funderburk: 400m NCAA champ



Colleen Quigley: Six-time All-American



Kellion Knibb: First discus AA

Men's All-Time ACC Champions



Ricardo Chambers won 7 ACC individual sprint titles in his career.



Ciaran O'Lionaird set 2 ACC records at the 2011 conference meet.



Tom Lancashire and Andrew Lemoncello combined for 16 titles.

Outdoor

100-meter dash

- 1994 Jonathan Carter
- 2003 Craphonso Thorpe
- 2005 Walter Dix
- 2010 Maurice Mitchell
- 2011 Ngoni Makusha (9.97)*
- 2012 Kemar Hyman
- 2013 Dentarius Locke
- 2014 Dentarius Locke
- 2018 Andre Ewers

200-meter dash

- 2003 Craphonso Thorpe
- 2004 Brian Dzingai
- 2005 Walter Dix
- 2007 Walter Dix (20.19)*
- 2008 Charles Clark
- 2009 Charles Clark
- 2010 Maurice Mitchell
- 2011 Maurice Mitchell (20.19)*
- 2012 Maurice Mitchell
- 2018 Andre Ewers

400-meter dash

- 2004 Sean Campbell
- 2005 Ricardo Chambers
- 2006 Ricardo Chambers
- 2007 Ricardo Chambers
- 2010 Kevin Borlee
- 2011 Brandon O'Connor
- 2013 James Harris
- 2015 Michael Cherry

800-meter run

- 2001 Maarten van den Heuvel
- 2002 Sean Campbell
- 2005 Tom Lancashire
- 2014 Otniel Teixeira

1500-meter run

- 2002 Maarten van den Heuvel
- 2003 Maarten van den Heuvel
- 2005 Tom Lancashire
- 2006 Tom Lancashire
- 2007 Tom Lancashire
- 2011 Ciaran O'Lionaird (3:40.69)*

5000-meter run

- 2005 Andrew Lemoncello
- 2011 Ciaran O'Lionaird (13:52.11)*

10,000-meter run

- 2002 Joep Tigchelaar
- 2003 Joep Tigchelaar
- 2004 Joep Tigchelaar
- 2005 Andrew Lemoncello
- 2009 Steeve Gabart
- 2012 Breandan O'Neill
- 2013 Breandan O'Neill

3000-meter steeplechase

- 2006 Andrew Lemoncello (8:34.84)*
- 2007 Andrew Lemoncello
- 2008 Luke Gunn
- 2013 Zak Seddon

110-meter hurdles

- 1994 Phillip Riley
- 1996 Phillip Riley

400-meter hurdles

- 1993 John Rothwell
- 2001 Matt Mason
- 2002 Byron Taylor
- 2003 Danyne Brown
- 2005 Elliott Wood
- 2009 Javier Garcia-Tunon

4x100-meter relay

- 2005 Argro, O'Neal, Dix, Nabe
- 2007 Bolden, Dix, Garvin, Clark (38.78)*
- 2009 Williams, Byran, Mitchell, Clark
- 2010 Ambler, Byran, Mitchell, Chibudu
- 2011 Ambler, Makusha, Mitchell, Hyman
- 2012 Hyman, Williams, Mitchell, Ambler
- 2013 Russell, Locke, Brits, Harris
- 2014 Franklin, Locke, Ramsey, Harris
- 2015 Ramsey, Greene, Williams, Friday

4x400-meter relay

- 1999 Langston, Augustine, Smith, Hill
- 2000 C. Williams, Smith, Jennings, Martin
- 2001 Martin, Campbell, Mason, Jennings
- 2004 Cromartie, Paiva, Curry, Campbell
- 2005 G. Johnson, Curry, Wood, Chambers
- 2008 Williams, Garvin, Clark, Byran
- 2009 Williams, Clark, Mitchell, O'Connor
- 2010 Navarrete, Gibson, Mitchell, K. Borlee

High jump

- 1992 Kevin Crist
- 2001 Shawn Brown (7-4.25/2.25m)*
- 2014 James Harris

Long jump

- 1992 James Milton
- 1999 Zyris Hill
- 2000 Joe Allen
- 2001 Joe Allen
- 2002 Kolby Jones
- 2006 Rafeeq Curry
- 2008 Ngoni Makusha
- 2010 Brian Chibudu
- 2011 Ngoni Makusha
- 2012 Paul Madzivire
- 2013 Stefan Brits
- 2015 Jalen Ramsey
- 2016 Stefan Brits (8.22m/26-11.75)*
- 2017 Armani Wallace
- 2018 Corion Knight

Triple jump

- 1992 Kelsey Nash
- 2001 Joe Allen
- 2002 Mario Lowe
- 2005 Rafeeq Curry
- 2006 Rafeeq Curry
- 2017 Armani Wallace
- 2018 Armani Wallace

Pole vault

- 1992 Jeff Bray (18-6.50/5.65m)*
- 1993 Jeff Bray
- 1994 Jeff Bray
- 2003 Jeff Atkinson
- 2007 Matt Hurley

Shot put

- 1994 Ryan Carson
- 2003 Garrett Johnson

- 2005 Dorian Scott
- 2006 Garrett Johnson (66-0.50/20.13m)*
- 2018 Austin Droogsma

Discus

- 2001 Marquis Johnson
- 2011 Michael Putman
- 2012 Jeff Pelage

Javelin

- 1994 Lou Angelo
- 1995 Justin Johnston
- 1997 Justin Johnston

Decathlon

- 1998 Dore Louis
- 2012 Gonzalo Barroilhet (8065 pts)*

Indoor

60-meter dash

- 2005 Walter Dix
- 2006 Greg Bolden
- 2010 Maurice Mitchell
- 2011 Maurice Mitchell
- 2012 Kemar Hyman
- 2013 Marvin Bracy
- 2014 Dentarius Locke
- 2015 Kendal Williams
- 2017 Darryl Haraway
- 2018 Edward Clarke

200-meter dash

- 1994 Jonathan Carter
- 2004 Brian Dzingai
- 2005 Walter Dix
- 2006 Ricardo Chambers
- 2007 Walter Dix
- 2008 Michael Ray Garvin
- 2009 Charles Clark
- 2010 Charles Clark
- 2011 Maurice Mitchell
- 2012 Maurice Mitchell
- 2013 Stephen Newbold
- 2017 Darryl Haraway
- 2018 Andre Ewers

400-meter dash

- 2005 Ricardo Chambers
- 2006 Ricardo Chambers (45.93)*
- 2007 Ricardo Chambers
- 2008 Charles Clark
- 2012 Stephen Newbold

800-meter run

- 2015 Jake Burton

Mile run

- 2003 Maarten van den Heuvel
- 2005 Tom Lancashire
- 2006 Tom Lancashire
- 2007 Tom Lancashire
- 2008 Daniel Roberts

3000-meter run

- 2004 Joep Tigchelaar
- 2005 Andrew Lemoncello
- 2006 Andrew Lemoncello
- 2007 Andrew Lemoncello
- 2008 Luke Gunn
- 2003 Joep Tigchelaar

- 2006 Andrew Lemoncello
- 2007 Andrew Lemoncello (8:03.50)*

60-meter hurdles

- 2008 Drew Brunson (7.69)*
- 2018 Trey Cunningham

4x400-meter relay

- 2003 Baker, Curry, Robinson, Campbell
- 2004 Baker, Martin, Paiva, Campbell
- 2005 Johnson, Wood, Dix, Chambers

Distance medley relay

- 1994 Grey, Middlekoop, Reid, Hampton
- 2004 Hornabrook, Paiva, Noyes, Lancashire
- 2005 Nickinson, Johnson, Jesensky, Lancashire
- 2007 Buckingham, Wood, Wilson, Lancashire

High jump

- 1993 Kevin Crist
- 2000 Christian Bland
- 2012 James Harris
- 2013 James Harris (7-4.25/2.25m)*

Long jump

- 1994 Kelsey Nash
- 1999 Darius Jones
- 2009 Ngoni Makusha
- 2010 Brian Chibudu
- 2011 Ngoni Makusha
- 2012 Paul Madzivire
- 2014 Paul Madzivire
- 2015 Jalen Ramsey
- 2018 Kenneth Fisher

Triple jump

- 1994 Kelsey Nash
- 2000 Joe Allen
- 2001 Mario Lowe
- 2002 Mario Lowe
- 2003 Rafeeq Curry
- 2004 Rafeeq Curry
- 2005 Rafeeq Curry
- 2006 Rafeeq Curry
- 2014 Jonathan Reid

Shot put

- 2003 Garrett Johnson
- 2006 Garrett Johnson (66-.25/20.17m)*
- 2011 Michael Putman
- 2012 Michael Putman
- 2018 Austin Droogsma

Pole vault

- 1992 Jeff Bray
- 1993 Jeff Bray (18-0.50/5.5m)*
- 1999 Jason Dean
- 2002 Jeff Atkinson
- 2003 Jeff Atkinson
- 2004 Patrick Gerberich
- 2012 Gonzalo Barroilhet

Weight throw

- 1999 Joseph Lawrence

Heptathlon

- 2008 Gonzalo Barroilhet
- 2009 Gonzalo Barroilhet

Discontinued Events

55-meter dash

- 1994 Phillip Riley

55-meter hurdles

- 1994 Phillip Riley

Women's All-Time ACC Champions

Outdoor

100-meter dash

1995 Deleata Bradley
2000 Tonya Carter
2002 Teresa Bundy
2010 Marecia Pemberton
2016 Shauna Helps
2017 Shauna Helps
2018 Ka'Tia Seymour (11.22*)

200-meter dash

2000 Tonya Carter
2002 Nakeya Crutchfield
2010 Teona Rodgers

400-meter dash

1997 Sophia Danvers
1999 Samantha George
2000 Samantha George
2009 Britany St. Louis

800-meter run

1996 Erica Shepard
1997 Erica Shepard
1999 Laura Gerber
2000 Samantha George
2003 Laura Gerber
2008 Hannah England

1500-meter run

2004 Natalie Hughes
2006 Natalie Hughes
2009 Pilar McShine
2010 Pilar McShine
2015 Colleen Quigley

5000-meter run

2004 Vicky Gill
2009 Susan Kuijken
2011 Jessica Parry
2012 Hannah Brooks
2013 Amanda Winslow

3000-meter steeplechase

2006 Barbara Parker
2007 Barbara Parker
2009 Lydia Willemse
2010 Jennifer Dunn
2013 Colleen Quigley
2014 Colleen Quigley

100-meter hurdles

2002 Kim Jones
2003 Kim Jones
2017 Peta-Gay Williams

400-meter hurdles

1994 Radhiya Teagle
1995 Radhiya Teagle
2015 Sage Watson

4x100-meter relay

2000 Wobbleton, Crutchfield, Bundy, Carter
2002 Jones, Crutchfield, Walker, Bundy
2003 Jones, Niako, Quinn, Walker
2009 Marcus, McGrone, Jeffery, Rodgers

4x400-meter relay

1994 Charles, Danvers, Shepard, Covington
1995 Embon, Teagle, Danvers, Shepard

1996 Danvers, Embon, Shepard, Edwards
1997 Crosby, Shepard, Charles, Danvers
1999 Wobbleton, Norwood, Gerber, George
2000 Carter, Gerber, George, Wobbleton
2003 Quinn, Campbell, Niako, Gerber
2006 Adams, Pettus, Batchelor, Aly, Williams
2007 Smith, Massiah, Batchelor, Aly, Williams (3:32.11)*
2009 Richmond, St. Louis, Smith, Washington

High jump

1994 Indianne Henry
2017 Eleonora Omoregie

Long jump

1992 Trinette Johnson
1993 Trinette Johnson
1998 Zuzette Mullings
2003 Kim Jones
2008 Kimberly Williams
2009 Kimberly Williams
2011 Kimberly Williams
2012 Amy Harris
2014 Der'Renae Freeman
2015 Der'Renae Freeman
2016 Der'Renae Freeman (6.54m/21-5)*

Triple jump

2007 Alyce Williams
2008 Kimberly Williams
2009 Kimberly Williams
2010 Kimberly Williams
2011 Kimberly Williams (14.05m/46-.25)*
2012 Michelle Jenije

Pole vault

2002 Lacy Janson
2003 Lacy Janson
2004 Lacy Janson
2006 Lacy Janson (4.58m/15-0.25)*
2011 Lizbeth Mabry

Shot put

1996 Shannon Cook
1997 Shannon Cook
2000 Makiba Batten
2013 Chelsea Whalen
2018 Geneve Grange

Discus

2013 Kellion Knibb
2014 Kellion Knibb
2016 Kellion Knibb (60.62m/198-11)*
2017 Kellion Knibb
2018 Shanice Love

Hammer

1998 Lakeisha Mose
2000 Lakeisha Mose
2016 Katja Vangsnes
2017 Veronika Kanuchova

Javelin

2018 Lauri Paredes Meza

Heptathlon

1998 Chinette Johnson
1999 Chinette Johnson
2000 Chinette Johnson
2014 Grete Sadeiko
2016 Melissa-Maree Farrington

2017 Melissa-Maree Farrington

Indoor

60-meter dash

2000 Tonya Carter (7.15)*
2014 Marecia Pemberton

200-meter dash

2018 Jayla Kirkland
1994 Sheryl Covington
2000 Tonya Carter
2018 Ka'Tia Seymour

400-meter dash

2000 Samantha George

800-meter dash

1996 Erica Shepard
1997 Erica Shepard
1998 Rikke Ronholt
1999 Laura Gerber

Mile run

2004 Natalie Hughes
2008 Susan Kuijken
2009 Susan Kuijken (4:34.11)*
2010 Pilar McShine

3000-meter run

2011 Amanda Winslow
2014 Colleen Quigley
2015 Colleen Quigley

5000-meter run

2012 Amanda Winslow
2013 Amanda Winslow

60-meter high hurdles

2002 Kim Jones
2003 Kim Jones
2016 Meme Jean

4x400-meter relay

1994 Shepard, Teagle, Charles, Covington
1996 Embon, Danvers, Shepard, Edwards
1999 Gerber, George, Norwood, Johnson
2003 Niako, Campbell, Jackson, Adams
2007 Aly Williams, Batchelor, Massiah, Richmond

Distance medley relay

2004 Hofstede, Campbell, Mondragon, Hughes
2006 Hughes, Richmond, Parker, Kuijken
2008 England, Batchelor, Willemse, Kuijken
2009 Snow, Smith, Willemse, Kuijken
2012 Brooks, Pierce, Worden, Winslow
2013 Winslow, Watson, Peel, Quigley (10:57.41)*
2015 Peel, Swanepoel, Over, Quigley

Long jump

1993 Trinette Johnson
2002 Kim Jones
2011 Kimberly Williams
2012 Amy Harris
2014 Der'Renae Freeman
2017 Jogaile Petrokaite

Triple jump

2008 Kimberly Williams
2009 Kimberly Williams
2010 Kimberly Williams (14.23m/46-8.25)*
2011 Kimberly Williams

Shot put

1997 Shannon Cook
2000 Makiba Batten
2009 Kamorean Hayes
2015 Kellion Knibb

Pole vault

2002 Lacy Janson
2003 Lacy Janson
2005 Lacy Janson
2006 Lacy Janson (4.31m/14-1.75)*

Weight throw

2000 Lakeisha Moseley

High Jump

2017 Eleonora Omoregie

Discontinued Events

55-meter dash

1993 Sheryl Covington
1994 Sheryl Covington

* - ACC Championship meet record



No one has more ACC titles (8) in a single event than Lacy Janson..



Tonya Carter dominated the short sprints in 1999-2000 with 4 titles.



Susan Kuijken, Lydia Willemse and Pilar McShine had 11 ACC titles, either individually or as relay team members, in their careers.

All-Time ACC Awards

Men's ACC Awards



Sprinter Maurice Mitchell was recognized 12 times for various ACC MVP honors

ACC Outdoor Awards

ACC Most Valuable Performer

Joe Allen - 2001
Craphonso Thorpe - 2003
Tom Lancashire - 2005
Rafeeq Curry - 2006

ACC Performer of the Year - Track

Walter Dix - 2007
Charles Clark - 2009
Maurice Mitchell - 2011, 2012
Dentarius Locke - 2013, 2014
Andre Ewers - 2018

ACC Performer of the Year - Field

Ngoni Makusha - 2011

ACC Freshman of the Year

Matt Mason - 2001
Garrett Johnson - 2003
Walter Dix - 2005
Maurice Mitchell - 2009
Stephen Newbold - 2012
Kendal Williams - 2015
Trey Cunningham - 2018

ACC Coach of the Year

Terry Long - 2000, 2002, 2003

Bob Braman - 2005, 2006, 2007, 2011, 2013, 2014, 2015, 2018

ACC Championship MVP - Track

Maurice Mitchell - 2010, 2011, 2012
Dentarius Locke - 2013, 2014
Andre Ewers - 2018

ACC Championship MVP - Field

Michael Putman - 2011
Armani Wallace - 2017
Corion Knight - 2018

ACC Indoor Awards

ACC Most Valuable Performer

Phillip Riley - 1994
Tom Lancashire - 2005
Ricardo Chambers - 2006

ACC Performer of the Year - Track

Andrew Lemongello - 2007
Maurice Mitchell - 2010-12
Dentarius Locke - 2014

ACC Performer of the Year - Field

Gonzalo Barroilhet - 2008
Ngoni Makusha - 2009

ACC Freshman of the Year

Rafeeq Curry - 2003
Walter Dix - 2005
Gonzalo Barroilhet - 2008
Stephen Newbold - 2012
Kendal Williams - 2015
Trey Cunningham - 2018

ACC Coach of the Year

Terry Long - 1994, 2003

Bob Braman - 2005-2007, 2009, 2012, 2014, 2018

ACC Championship MVP - Track

Maurice Mitchell - 2010, 2011, 2012
Stephen Newbold - 2013
Darryl Haraway - 2017

ACC Championship MVP - Field

Phillip Young - 2013

Women's ACC Awards



Jumper Kimberly Williams claimed five ACC MVP honors over the course of her career

ACC Outdoor Awards

ACC Most Valuable Performer

Radhya Teagle - 1995
Tonya Carter - 2000

ACC Performer of the Year - Field

Kimberly Williams - 2008, 2009
Kellion Knibb - 2016
Lauri Paredes Meza - 2018

ACC Performer of the Year - Track

Colleen Quigley - 2015

ACC Freshman of the Year

Laura Bowerman - 2005
Lydia Willemse - 2006
Kimberly Williams - 2008
Sage Watson - 2013
Shauna Helps - 2016
Ka'Tia Seymour - 2018

ACC Championship MVP - Field

Geneve Grange - 2017

ACC Coach of the Year

Terry Long - 2000
Bob Braman - 2009, 2013, 2016

ACC Indoor Awards

ACC Most Valuable Performer

Sheryl Covington - 1994

ACC Performer of the Year - Field

Kimberly Williams - 2010
Michelle Jenije - 2012

ACC Freshman of the Year

Kimberly Williams - 2008
Chelsea Jarvis - 2015
Eleonora Omoregie - 2017

ACC Championship MVP - Track

Ka'Tia Seymour - 2018

ACC Coach of the Year

Bob Braman - 2009, 2014, 2018

Men's All-ACC Indoor Honors

1992

Kevin Crist
Jeff Bray
Kelsey Nash

1993

Kevin Crist
Jeff Bray.

1994

Tim Middlekoop
Kelsey Nash
Martin Reid
Anthony Washington
Phillip Riley
Mike Hampton
Marc Anderson
Jon Carter
Mark Grey

1995

Jon Carter

1996

Tim Middelkoop

1997

Gregory Jack

1998

Darius Jones

1999

Jason Dean
Darius Jones
Joseph Lawrence
Mario Lowe

2000

Joe Allen
Jeff Atkinson
Christian Bland
Iain Hamden
Mario Lowe

2001

Mario Lowe
Shawn Brown
Wade Brett
Jason Dean
Jeff Atkinson
Joe Allen

2002

Jeff Atkinson
Shawn Brown
Mike Jennings
Kolby Jones
BJ Linnenbrink
Mario Lowe
Dorian Scott
Maarten van den Heuvel

2003

Jeff Atkinson
Derrick Baker
Josh Bowling
Danyne Brown
Sean Campbell
Rafeeq Curry
Cedrick Robinson
Joep Tigchelaar
Maarten van den Heuvel

2004

Derrick Bake
Sean Campbell
Rafeeq Curry
Brian Dzinga
Patrick Gerberich
Ian Hornabrook
Willie Johnson

2005

Tom Lancashire
Tony Martin
Tommy Noyes
Joe Paiva
Joep Tigchelaar

2005

Shawn Allen
Ricardo Chambers
Rafeeq Curry
Walter Dix
Johnta Griffin
Ian Hornabrook

2006

Kenny Jesensky
Garrett Johnson
Greg Johnson
Tom Lancashire
Andrew Lemoncello
Chris Nickinson
Tommy Noyes
Elliot Wood

2006

Greg Bolden
Ricardo Chambers
Rafeeq Curry
Johnta Griffin

2007

Garrett Johnson
Andrew Lemoncello
Tom Lancashire
Tommy Noyes
2007
Michael-Ray Garvin
Greg Bolden
Walter Dix
Ricardo Chambers

Tom Lancashire
Mark Buckingham
Andrew Lemoncello
Drew Brunson
Elliot Wood
Stephen Wilson
John Fallone

2008

Gonzalo Barriolhet
Drew Brunson
Mark Buckingham
Brandon Byram
Brian Chibudu
Charles Clark
Michael Ray Garvin
Luke Gunn
Andrew Krumins
Tim Reen

2009

Daniel Roberts
Matt Wernke
2009
Ngoni Makusha
Maurice Mitchell
Tim Reen

2010

Dan Roberts
Matt Wernke
2010
Andrew Bachelor
Brandon Byram
Brian Chibudu
Charles Clark
Matthew Leeder
Maurice Mitchell

2011

Brandon Byram
Madanha Chibudu
Michael Fout
Kemar Hyman
Ngoni Makusha
Maurice Mitchell
Brandon O'Connor
Michael Putman

2012

Gonzalo Barriolhet
Stefan Brits
David Forrester
Darrin Gibson
Kemar Hyman
Paul Madzivire
Maurice Mitchell
Stephen Newbold.
Michael Putman
Daniel Salgado

Chris Snow
Horatio Williams

2013

Marvin Bracy
Stefan Brits
Michael Fout
James Harris
Andrew LaHaye
Denatarius Locke
Stephen Newbold
Phillip Young

2014

Jakub Zivec
2014
James Harris
Dentarius Locke
Paul Madzivire
Jalen Ramsey
Jonathan Reid

Beginning with the 2015 season, the top three finishers in each individual event and the top relay team at the ACC Indoor Championships earned All-ACC first-team honors. The Nos. 4-6 finishers in each individual event, plus the second- and third-place relay team finishers were recognized as second-team All-ACC.

2015

Jake Burton (1st)
Michael Cherry (1st)
Austin Droogsma (2nd)
Jack Goodwin (2nd)
Cejhae Greene (1st)
C. Hurtado-Arteaga (1st)
Paul Madzivire (1st)
Jalen Ramsey (1st)
Zak Seddon (2nd)
Otniel Teixeira (1st)
Kendal Williams (1st)
Stargell Williams (2nd)

2016

Stefan Brits (1st).
Jake Burton (1st)
Edward Clarke (2nd)
Chadrick DaCosta (2nd)
Darryl Haraway (1st)
Zak Seddon (2nd)
Otniel Teixeira (2nd)

2017

Carlos Becker (1st)
Edward Clarke (2nd)
Austin Droogsma (1st)
Humberto Freire (2nd)
Keniel Grant (1st)
Michael Hall (2nd)
Darryl Haraway (1st)
Harry Mulenga (2nd)
Montel Nevers (1st)
Dante Newberg (2nd)
Emmanuel Onyia (2nd)
Steven Simpkins (2nd)
Armani Wallace (2nd)
Ed'Ricus Williams (2nd)

2018

2018
Jakub Andrzejczak (2nd)
Edward Clarke (1st)
Trey Cunningham (1st)
Tye Dickens (2nd)
Austin Droogsma (1st)
Andre Ewers (1st)
Kenneth Fisher .(1st)
Darryl Gay (2nd)
Corion Knight .(1st)
Montel Nevers (2nd)
Dante Newberg (1st)
Brandon Tirado (2nd)
Armani Wallace (1st)

All-Time All-ACC Selections by School

Clemson	237
Florida State.....	201
North Carolina	190
NC State	148
Virginia Tech	126
Georgia Tech	126
Virginia.....	102
Wake Forest.	73
Duke	47
Miami.	36
Notre Dame	34
Syracuse.....	27
Maryland.....	25
Pittsburgh	21
Louisville.....	20
Boston College.....	1

1992	1996	2000
Clemson136	North Carolina148.5	Clemson168
North Carolina112	NC State147.5	North Carolina89
NC State68	Clemson117	NC State86
Florida State61	Florida State53.5	Florida State75
Wake Forest42	Wake Forest49	Georgia Tech65
Georgia Tech35	Georgia Tech41.5	Wake Forest58
Virginia33	Maryland30	Duke40
Maryland9	Virginia20	Virginia31
Duke0	Duke16	Maryland11
1993	1997	2001
Clemson156	Clemson155.5	Clemson181
North Carolina132	North Carolina141	North Carolina93
Florida State83	Georgia Tech75	Florida State86
Georgia Tech82	NC State69	Wake Forest77
NC State78	Wake Forest51	NC State69
Wake Forest45	Florida State48.5	Virginia68
Virginia36	Duke30	Duke22
Maryland6	Virginia29	Georgia Tech21
Duke5	Maryland24	Maryland7
1994	1998	2002
Florida State133	Clemson144	Clemson132
Clemson106	North Carolina134.5	Florida State95
Georgia Tech94	NC State130	Georgia Tech94
North Carolina92	Florida State73	NC State82
NC State66	Georgia Tech64	North Carolina77
Wake Forest60	Virginia31	Wake Forest60
Virginia44	Maryland20.5	Duke32
Maryland20	Duke19	Virginia32
Duke8	Wake Forest7	Maryland14
1995	1999	2003
North Carolina192	Clemson162	Florida State135.5
Clemson89.5	North Carolina112.5	Clemson111.5
Wake Forest85	NC State108	Georgia Tech105.5
NC State76	Florida State80	North Carolina99
Georgia Tech59	Wake Forest44.5	NC State84.5
Florida State55.5	Virginia37	Duke36
Virginia32	Georgia Tech30	Virginia28
Duke20	Duke30	Wake Forest19
Maryland13	Maryland20	Maryland5

Florida State Indoor Championship Notes

Years: 27

Team Titles: 12~ (94-2003-04-05-06-07-08-09-10-12-14-18)

Consecutive: 8~ (20'03-10)

Runner-up: 4

Most Points: 164, 2005 Widest Margin: 65.5, 2006 Narrowest Margin: 2.5, 2005

2004	Duke19
Florida State164	Boston College8
Clemson142	2008
NC State88	Florida State135.5
North Carolina83	Georgia Tech85
Georgia Tech72	Clemson83
Virginia35	North Carolina78
Duke27	Virginia76.5
Maryland25	NC State67
Wake Forest23	Maryland41
2005	Miami34
Florida State162.5	Virginia Tech30
Clemson160	Wake Forest24
North Carolina65	Duke7
Virginia54	Boston College1
Georgia Tech50	2009
Virginia Tech43.5	Florida State125
Wake Forest38	Virginia Tech98.5
NC State37	Virginia94
Maryland27	North Carolina61.5
Duke16	Clemson57
Miami10	NC State49
2006	Wake Forest46
Florida State160.5	Georgia Tech43
Clemson95	Miami31
North Carolina64	Duke28
Virginia Tech60	Maryland23
Wake Forest56	Boston College3
Virginia55	2010
NC State52	Florida State107
Georgia Tech39	North Carolina103.5
Miami36	Virginia Tech97
Maryland29	Virginia77
Duke8.5	NC State63
Boston College7	Clemson61
2007	Georgia Tech44
Florida State~128	Duke38.5
Clemson106.5	Miami29
NC State70	Wake Forest21
Georgia Tech63	Maryland11
North Carolina56	Boston College10
Virginia Tech50.5	2011
Virginia49	Virginia Tech140
Wake Forest47	Florida State98
Maryland37	NC State83.5
Miami29	Virginia77

Clemson73	Wake Forest9
North Carolina67.5	Boston CollegeDNS
Duke47	2015
Maryland22	Virginia Tech101
Wake Forest20	Florida State86.5
Miami17	Virginia71
Georgia Tech12	North Carolina67
Boston College2	Clemson63
2012	Syracuse41
Florida State123	Duke39
Virginia Tech95.5	Miami37.5
North Carolina84.5	Louisville29
Virginia80	Pitt29
Clemson78	NC State29
NC State61	Notre Dame26
Duke47	Wake Forest24
Georgia Tech33.5	Georgia Tech20
Maryland28	Boston CollegeDNS
Miami19	2016
Wake Forest10	Syracuse88
Boston College2.5	Clemson76.5
2013	Virginia64
Virginia Tech153	NC State62
Florida State135	Virginia Tech58
Clemson91	Florida State55
North Carolina75	Notre Dame45
Duke52	Miami44
Georgia Tech39	Louisville38.5
Virginia38	Pitt28
NC State35	Wake Forest27
Miami31	Duke26
Wake Forest9	Georgia Tech25
Boston College4	North Carolina23
2014	Boston CollegeDNS
Florida State97	2017
North Carolina89	Virginia Tech109
Virginia84	Virginia98
Notre Dame84	Florida State86
Duke67	Clemson76
Virginia Tech65	Syracuse47
Virginia54	Louisville47
Pitt44	Louisville47
Georgia Tech44	NC State39
Miami39	Notre Dame33
NC State31	North Carolina29
Clemson23	Georgia Tech28
Syracuse17	Miami24

Pitt21	2018
Duke14	Florida State111
Wake Forest11	Virginia Tech107
Boston CollegeDNS	Clemson76
2018	Syracuse62
Florida State111	NC State52
Virginia Tech107	Virginia49
Clemson76	Louisville44]
Syracuse62	Georgia Tech37
NC State52	Notre Dame35
Virginia49	Duke25
Louisville44]	North Carolina23
Georgia Tech37	Miami21
Notre Dame35	Wake Forest11
Duke25	Pitt9
North Carolina23	Boston CollegeDNS
Miami21	~ Participation in 2007
Wake Forest11	championship vacated by
Pitt9	the NCAA Committee on
Boston CollegeDNS	Infractions
Championships	Championships
by school	by school
Maryland26	Maryland26
Florida State~12	Florida State~12
Clemson12	Clemson12
Virginia Tech4	Virginia Tech4
North Carolina3	North Carolina3
NC State & Syracuse...1	NC State & Syracuse...1
Championships	Championships
by coach	by coach
Jim Kehoe, MD15	Jim Kehoe, MD15
Bob Pollock, CU11	Bob Pollock, CU11
Bob Braman, FS~10	Bob Braman, FS~10
Frank Costello, MD6	Frank Costello, MD6
Nick Kovalakides, MD5	Nick Kovalakides, MD5
Dave Cianelli, VT4	Dave Cianelli, VT4
Terry Long, FS2	Terry Long, FS2
Dennis Craddock2	Dennis Craddock2
Rollie Geiger, NCS1	Rollie Geiger, NCS1
Chris Fox, SU1	Chris Fox, SU1
Dale Ranson, NC1	Dale Ranson, NC1
Wade Williams, CU1	Wade Williams, CU1

Men's All-ACC Outdoor Honors

1992

James Milton
Kelsey Nash
Shannon Baker
Jeff Bray
Eric Chambers
Kevin Crist

1993

John Rothell

1994

Phillip Riley
Ryan Carson
Marc Anderson
Justin Johnson
Jeff Bray
Jonathan Carter
Kevin Ansley
Lou Angelo

1995

Marc Anderson
Lou Angelo
Jonathan Carter
Justin Johnson
Tim Middlekoop

1996

Justin Johnson
Jody Lawrence
Phillip Riley

1997

Justin Johnson
Jason Dean
Darius Jones
Jody Lawrence
Dore Louis
Chris Osborn

1999

Steve Augustine
Zyris Hill
Kenyun Langston
Joseph Lawrence
Danny Smith

2000

Joe Allen
Christian Bland
Michael Jennings
Darius Jones
Mario Lowe
Tony Martin
Danny Smith
Maarten van den Heuvel

2001

Doug Ameigh
Joe Allen
Danyne Brown
Shawn Brown
Sean Campbell
Jason Dean
Zach Heissner
Michael Jennings
Marquis Johnson
Kolby Jones
Mario Lowe
Maarten van den Heuvel
Toni Martin
Matt Mason
Dorian Scott
Byron Taylor

2002

Jeff Atkinson
Josh Bowling
Danyne Brown
Shawn Brown
Sean Campbell
Maarten van den Heuvel
Michael Jennings

2003

David Johnson
Kolby Jones
Mario Lowe
Nabavi Oliver
Cedric Robinson
Dorian Scott
Byron Taylor
Joep Tigchelaar

2003

Jeff Atkinson
Josh Bowling
Danyne Brown
Sean Campbell
Brian Dzingai
Maarten van den Heuvel
Garrett Johnson
Willie Johnson
Kolby Jones
Dorian Scott
Craphonso Thorpe
Joep Tigchelaar

2004

Sean Campbell
Antonio Cromartie
Rafeeq Curry
Andrew Diakos
Brian Dzingai
Ian Hornabrook

Marquis Johnson
Willie Johnson
Tom Lancashire
Joe Paiva
Eddy Rodriguez
Dan Royal
Joep Tigchelaar

2005

Ricky Argo
Ricardo Chambers
Rafeeq Curry
Andrew Diakos
Walter Dix
Ian Hornabrook
Garrett Johnson
Greg Johnson
Willie Johnson
Tom Lancashire

Andrew Lemoncello
Cedric Nabe
Kenny O'Neal
Dorian Scott
Elliot Wood
Courtney Wright

2006

Shawn Allen
Greg Bolden
Ricardo Chambers
Rafeeq Curry
Javier Garcia-Tunon
Michael Ray Garvin
Johna Griffin
Matt Hurley
Garrett Johnson
Tom Lancashire
Andrew Lemoncello
Tommy Noyes

2007

Greg Bolden
Drew Brunson
Tywayne Buchanan
Ricardo Chambers
Charles Clark
Walter Dix
Javier Garcia-Tunon
Michael Ray Garvin
Matt Hurley
Kenny Jesensky
Tom Lancashire
Andrew Lemoncello
Elliot Wood

2008

Drew Brunson
Brandon Byram
Charles Clark
Steeve Gabart
Michael Ray Garvin
Luke Gunn
Andrew Krumins
Ngoni Makusha
Daniel Roberts
Kevin Williams
Elliot Wood

2009

Trey Andrews
Brandon Byram
Brian Chibudu
Charles Clark
Steeve Gabart
Javier Garcia-Tunon
Maurice Mitchell
Brandon O'Connor
Michael Putman
Tim Reen
Travis Whitfield
Kevin Williams

2010

David Ambler
Andrew Batchelor
Brandon Byram
Kevin Borlee
Brian Chibudu
Nathan Duby
Darrin Gibson
Maurice Mitchell
Pablo Navarrette
Michael Putman
Marlon Woods

2011

David Ambler
Brandon Byram
Charles Clark
Kemar Hyman
Andrew LaHaye
Paul Madzivire
Ngoni Makusha
Maurice Mitchell
Brandon O'Connor
Ciaran O'Lionaird
Michael Putman
Wes Rickman

2012

David Ambler
Gonzalo Barroilhet
Michael Fout
Darrin Gibson
Kemar Hyman
Paul Madzivire
Maurice Mitchell
Stephen Newbold
Horatio Williams
Phillip Young

2013

David Ambler
Stefan Brits
Owen Cain
Darrin Gibson
James Harris
Andrew LaHaye
Dentarius Locke
Mone Moolman
Breandan O'Neill
Jeff Pelage
Alonzo Russell
Zak Seddon
Markindey Sineus
Stargell Williams

2014

John Franklin
James Harris
Dentarius Locke
Paul Madzivire
Jalen Ramsey
Markindey Sineus
Otniel Teixeira
Glen Yarham

Beginning with the 2015 season, the top three finishers in each individual event and the top relay team at the ACC Indoor Championships earned All-ACC first-team honors. The Nos. 4-6 finishers in each individual event, plus the second- and third-place relay team finishers were recognized as second-team All-ACC.

2015

Ben Bonhurst (2nd)
Stefan Brits (1st)
Jake Burton (1st)
Michael Cherry (1st)
Trentavis Friday (1st)
Jack Goodwin (2nd)
Cejhae Greene (1st)
Cris Hurtado-Arteaga (2nd)
Paul Madzivire (2nd)
Morne Moolman (2nd)
Emmanuel Onyia (2nd)
Jalen Ramsey (1st)
Jonathan Reid (1st)
James Rhoden (2nd)
Zak Seddon (1st)
Markindey Sineus (2nd)
Otniel Teixeira (1st)
Kendal Williams (1st)
Stargell Williams (2nd)

2016

Stefan Brits (1st)
Jake Burton (2nd)
Edward Clarke (1st/2nd)
Chad DaCosta (2nd)
Keniel Grant (2nd)
Jamal Pitts (2nd)
Raheem Robinson (2nd)
Zak Seddon (1st)
Otniel Teixeira (1st)
Armani Wallace (1st)

2017

Jake Burton (2nd)
Ashton Butler (2nd)
Edward Clarke (2nd)
Chad DaCosta (2nd)
Austin Droogsma (1st)
Kyle Fearrington (2nd)
Keniel Grant (2nd)
Darryl Haraway (2nd)
Montel Nevers (1st)
Dante Newberg (2nd)

Emmanuel Onyia (2nd)
James Rhoden (2nd)
Raheem Robinson (2nd)
Brandon Tirado (2nd)
Armani Wallace (1st)
Ed'Ricus Williams (1st)

2018

Noah Agwu (2nd)
Edward Clarke (2nd)
Trey Cunningham (1st)
Austin Droogsma (1st/2nd)
Andre Ewers (1st/2nd)
Kenneth Fisher (1st)
Darryl Gay (2nd)
Michael Hall (2nd)
Darryl Haraway (1st/2nd)
Corion Knight (1st)
Brandon Tirado (2nd)
Armani Wallace (1st)

All-Time All-ACC

Selections by School

Clemson	287
Florida State	275
North Carolina	209
NC State	174
Virginia	157
Virginia Tech	139
Georgia Tech	128
Wake Forest	78
Duke	65
Syracuse	38
Maryland	34
Miami	32
Pitt	25
Louisville	25
Notre Dame	23
Boston College	1

Men's ACC Outdoor Championship Results

1992	1996	2000	2004	Boston College4	NC State50	Boston CollegeDNS	Miami9
North Carolina178.5	NC State196.5	Clemson179.33	Clemson224	2008	Wake Forest38	2015	Boston CollegeDNS
Clemson178	North Carolina152	Florida State132	Florida State176	Florida State141	Miami21	Florida State136	2018
Florida State123	Clemson146	NC State117	North Carolina104	Clemson124	Georgia Tech20	Virginia100	Florida State116
Georgia Tech89	Florida State110	North Carolina111	Georgia Tech103	NC State96.5	Georgia Tech5	Virginia Tech98	Syracuse108
NC State74.5	Georgia Tech75.5	Georgia Tech81.67	NC State81	Virginia94.5	Boston CollegeDNS	Clemson89	Virginia Tech105.5
Wake Forest69	Wake Forest51	Wake Forest81	Virginia Tech53	North Carolina93	2012	North Carolina67	Louisville71
Virginia35	Maryland34	Duke45	Wake Forest34	Virginia Tech67	Virginia Tech153.5	Duke53	Clemson56
Maryland23	Virginia29	Virginia44	Duke23	Georgia Tech66	Florida State149	Syracuse51	Virginia55
Duke8	Duke21	Maryland21	Maryland20	Maryland54	Virginia113	Louisville40	North Carolina51.5
1993	1997	2001	2005	Miami36	North Carolina94.5	Notre Dame37	NC State49
Clemson181	Clemson216	Clemson189	Florida State222.5	Duke36	Clemson78	Pittsburgh37	Miami45
North Carolina158	North Carolina174	Florida State183	Clemson151	Wake Forest7	Duke59	Miami36	Duke45
NC State126.5	NC State125.5	Virginia108	North Carolina81.5	Boston CollegeDNS	NC State58	NC State33	Pittsburgh41.5
Florida State112.5	Florida State82.5	North Carolina97.5	Virginia80	2009	Maryland31	Georgia Tech22	Notre Dame35.5
Georgia Tech67	Georgia Tech59.5	Wake Forest84.5	Georgia Tech65	Florida State141	Wake Forest28	Wake Forest18	Georgia Tech33
Wake Forest65	Wake Forest50	NC State84.5	Virginia Tech60	Virginia141	Georgia Tech26	Boston CollegeDNS	Wake Forest4
Virginia45	Duke39.5	Georgia Tech44	NC State47	Virginia Tech130	Miami22	2016	Boston CollegeDNS
Maryland17	Virginia37	Duke22.5	Wake Forest46	Georgia Tech81	Boston College4	Virginia Tech129	~ Participation in 2007
Duke5	Maryland28	Maryland12	Maryland32	North Carolina72	2013	NC State93	<i>championship vacated</i>
1994	1998	2002	Duke27	Clemson69	Florida State149	Virginia80	<i>by the NCAA Commit-</i>
North Carolina168	Clemson194	Florida State201.5	Miami5	Duke61	Virginia Tech138	Florida State72	<i>tee on Infractions</i>
Florida State164	North Carolina178	Clemson158	2006	Wake Forest45	Clemson114	North Carolina72	Championships
Clemson127	NC State123	North Carolina118	Florida State161	Miami40	North Carolina113	Louisville61.5	by school
NC State105	Florida State106.33	Georgia Tech103	Clemson119	Maryland22	Duke66	Clemson61	Maryland26
Virginia79	Georgia Tech82.33	Georgia Tech81	Wake Forest106	Boston College9	Virginia63	Miami58	Florida State~12-1
Georgia Tech78	Virginia51	Virginia67.5	Virginia88	NC State7	Georgia Tech53	Syracuse48	Clemson10-1
Wake Forest35	Wake Forest44.33	Wake Forest63	North Carolina85	2010	NC State39	Pittsburgh43	NC State7-1
Maryland11	Duke25	Maryland17	NC State60	Florida State138.5	Miami36	Notre Dame32	North Carolina5
Duke5	Maryland15	Duke10	Virginia Tech58	Virginia Tech130	Wake Forest26	Wake Forest27	Virginia Tech3
1995	1999	2003	Georgia Tech52.5	Virginia125	Maryland13	Duke26.5	Virginia0-1
North Carolina164	North Carolina178	Florida State202	Miami39	North Carolina117.5	Boston College2	Georgia Tech15	Championships
Wake Forest133	Clemson157.5	Clemson166	Maryland23.5	North Carolina117.5	2014	Boston CollegeDNS	by coach
Clemson124.5	Wake Forest108.5	North Carolina98	Duke23	Clemson75.5	Florida State113	2017	Jim Kehoe, MD15
Florida State98	NC State98.5	NC State94	Boston College3	Wake Forest60	North Carolina110	Virginia Tech120	Bob Braman, FS~10-1
NC State85	Florida State90.5	Georgia Tech94	2007	Georgia Tech48.5	Notre Dame88	Virginia119	Bob Pollock, CU9
Virginia61	Virginia57	Virginia73.5	Florida State~166.5	Duke38	Duke81	Florida State104	Frank Costello, MD5
Georgia Tech54	Georgia Tech55	Wake Forest45.5	Clemson118	NC State37	Virginia Tech78	NC State78	Nick Kovalakides, MD5
Duke36	Duke50	Duke41	NC State99.5	Miami28	Syracuse72	Louisville64	Rollie Geiger, NCS5
Maryland15.5	Maryland24	Maryland2	Virginia81	Maryland18	Pittsburgh58	Clemson61	Dennis Craddock4
Florida State Outdoor Championship Notes				North Carolina77	Boston College10	North Carolina55	Dave Cianelli, VT3
Years: 27				Georgia Tech71	2011	Duke53	Terry Long, FS2
Team Titles: 13~ (2002-03-05-06-07-08-09-10-11-13-14-15-18) <i>note: '09 co-champs</i>				Virginia Tech57	Florida State174.5	Miami44	Tom Jones, NCS2
Consecutive: 7~ (2005-11)				Maryland44	Virginia Tech153.5	NC State32	Sam Colson, CU1-1
Runner-ups: 5				Wake Forest35	North Carolina112.5	Clemson31	Dale Ranson, NC1
Most Points: 222.5, 2005 Widest Margin: 71.5, 2005 Narrowest Margin: 3, 2014				Miami30	Georgia Tech89	Georgia Tech22	Stan Pitts, MD1
			Duke29	Duke86.5	Duke21	Wake Forest21	Jason Vigilante, VA0-1
				Virginia67	Maryland14	Maryland14	Hyphenated Results:
							(outright-co-champions)

Women's All-ACC Indoor Honors

1992

Patrice Verdun
Trinette Johnson.
Sheryl Covington

1993

Trinette Johnson

1994

Radhiya Teagle
Erica Shepard
Indy Henry
Sheryl Covington
Myriam Charles.

1996

Sophia Danvers.
Yashiva Edwards
Marie Embon.

Erica Shepard

1997

Shannon Cook
Rikke Ronholt
Erica Shepard

1998

Lakeisha Mose

1999

Makiba Batten
Samantha George
Laura Gerber.
Chinette Johnson
Fiona Norwood.

2000

Lindsay Adkins-Osbor
Makiba Batten
Teresa Bundy
Tonya Carter
Samantha George.
Lakeisa Mose
Zuzette Mullings

2001

Makiba Batten.
Teresa Bundy
Laura Gerber
Megan Robins

2002

Natalie Hughes
Kim Jones
Stacey Taylor
Lacy Janson.
Megan Robbins
Amanda Kinney.

2003

Kim Adams
Tamara Campbell
Natalie Hughes
Lacy Janson
Marla Jackson
Kim Jones
Evelyne-Cynthia Niako

2004

Tamara Campbell
Vicky Gill
Helen Hofstede
Natalie Hughes
Deanna Lane
Sydney Mondragon

2005

Lacy Janson
Deanna Lane
Kimberly Walker

2006

Natalie Hughes
Lacy Janson
Susan Kuijken
Barbara Parker
Hshkeni Richmond

2007

Kandia Batchelor
Dana Massiah
Kaykay Richmond
Alyce Williams

2008

Kandia Batchelor
Hannah England
Susan Kuijken
Keyla Smith
Tiara Swanagan
Lydia Willemse
Kim Williams

2009

Susan Kuijken
Pilar McShine
Teona Rodgers
Keyla Smith
Linzi Snow
Brittany St. Louis
Tiara Swanagan
Kim Williams

2010

Allyn Laughlin
Lizbeth Mabry
Candyce McGrone
Pilar McShine
Kim Williams
Amanda Winslow

2011

Amy Harris
Michelle Jenije
Marecia Pemberton
Kim Williams
Amanda Winslow

2012

Hannah Brooks
Amy Harris
Michelle Jenije
Jande Pierce
Chelsea Whalen
Amanda Winslow
Aubree Worden

2013

Jessica Parry
Georgia Peel
Colleen Quigley
Kayleigh Tyerman
Sage Watson
Chelsea Whalen
Amanda Winslow
Anne Zagre

2014

Der'Renae Freeman
Linden Hall
Elizabeth Ichite
Marecia Pemberton
Colleen Quigley
Hannah Walker
Pippa Woolven
Anne Zagre

Beginning with the 2015 eason, thetop three finishers in each individual event and the top relay team at the ACC Indoor Championships earned All-ACC first-team honors. The Nos. 4-6 finishers in each individual event, plus the second- and thirdplace relay team finishers were recognized as second-team All-ACC.

2015

Kali Davis-White (2nd)
Der'Renae Freeman (1st)
Kala Funderburk (1st)
Chelsea Jarvis (2nd)
Lakitta Johnson (2nd)
Kellion Knibb (1st)
Sydnee Over (1st).
Georgia Peel (1st/2nd)
Colleen Quigley (1st)
Grete Sadeiko (1st)
Helene Swanepoel (1st)

2016

Bridget Blake (2nd)
Shaquania Dorsett (2nd)
Melissa-Maree Farrington (1st)
Der'Renae Freeman (1st)
Chelsea Jarvis (1st/2nd)
Meme Jean (1st)
Kellion Knibb (2nd)
Sasha Lebert (1st)
Jogaile Petrokaite (2nd)
Georgia Peel (2nd)
Nicole Settingrington (2nd)
Kiara Wright (2nd).

2017

Carmela Cardama Baez (2nd)
Melissa-Maree Farrington (1st).
Gleneve Grange (1st)
Shauna Helps (2nd)
Cortney Jones (1st)
Kellion Knibb (2nd)
Eleonora Omoregie (1st)
Jogaile Petrokaite (1st)
Peta-Gay Williams (1st)

2018

Gleneve Grange (1st)
Shauna Helps (1st/2nd)
Cortney Jones (1st)
Jayla Kirkland (1st)
Milista Mircheva (1st/2nd)
Eleonora Omoregie (1st)
Ka'Tia Seymour (1st)
Maudie Skying (2nd)
Ieva Zarankaite (1st)

All-Time All-ACC

Selections by School

North Carolina	227
Clemson	194
Florida State	156
Duke	94
Georgia Tech	92
NC State	91
Miami	90
Virginia	88
Virginia Tech	79
Wake Forest	51
Maryland	49
Notre Dame	35
Louisville	23
Boston College	18
Syracuse	16
Pitt	9

Women's ACC Indoor Championship Results

1992	1996	2000	2004	NC State.....19.66	Miami.....65	Pitt.....26	Virginia31
Clemson.....107	North Carolina.....192	North Carolina.....158	North Carolina.....124.5	Maryland.....16	Duke.....45	Georgia Tech.....12.5	Wake Forest.....24
North Carolina.....95	Clemson.....102.5	Florida State.....128	Georgia Tech.....109	2008	Virginia45	Wake Forest11	Pitt.....19
Virginia71	Florida State.....73	Maryland.....71	Clemson.....97	Virginia Tech.....138	NC State.....31	Boston College.....7	Georgia Tech.....14
Georgia Tech.....57	NC State.....67	Georgia Tech.....61	NC State.....91.5	North Carolina.....88.5	Maryland.....28	2015	Syracuse12
Florida State52	Virginia63	Virginia52	Florida State.....78	Florida State.....88.5	Boston College.....23	Clemson.....102	Boston College.....7
NC State.....33	Georgia Tech.....38	NC State.....51	Maryland.....50.5	Miami.....75	Wake Forest.....20	Florida State.....81	2018
Maryland.....12	Maryland.....25	Wake Forest.....44	Wake Forest.....48.5	Virginia57	Georgia Tech.....19	Notre Dame.....74	Florida State.....91
Wake Forest.....7	Duke.....12.5	Clemson.....34	Duke.....36.5	Boston College.....48	2012	North Carolina.....62.5	Virginia Tech.....81
Duke0	Wake Forest.....6	Duke.....24	Virginia26.5	NC State.....43	Clemson.....166	Duke.....59.5	Louisville.....73
1993	1997	2001	2005	Clemson.....32	Florida State.....87	NC State.....55.5	Clemson.....73
North Carolina142	North Carolina163	North Carolina.....144	Miami.....138	Georgia Tech.....30	North Carolina.....85	Miami.....48	North Carolina.....61
Clemson.....136.5	Florida State103	Clemson.....98	North Carolina.....100	Wake Forest.....29	Virginia59	Virginia Tech.....44.5	Duke.....48
Florida State.....77	Clemson.....99	Georgia Tech.....83.5	Georgia Tech.....98	Duke.....18	Virginia Tech.....53	Virginia35.5	Miami.....48
Virginia51.5	Virginia62	Virginia80	Duke.....65	Maryland.....16	Duke.....48	Syracuse34	NC State.....36
Georgia Tech.....48	Maryland.....53	Wake Forest.....63.5	Clemson.....55.5	2009	NC State.....47	Wake Forest.....19.5	Virginia34.5
Wake Forest.....44	NC State.....43	Maryland.....58	Florida State.....52	Florida State.....132	Maryland.....35	Louisville.....16	Notre Dame.....31
NC State.....25	Georgia Tech.....38	Florida State.....47	Wake Forest.....38	North Carolina.....104	Miami.....32	Boston College.....13	Syracuse27.5
Maryland.....19	Duke.....23	Duke.....36	NC State.....37	Clemson.....85	Boston College.....26	Georgia Tech.....10	Pitt.....26
Duke.....3	1998	NC State.....12	Virginia Tech.....36.5	Virginia Tech.....83.3	Georgia Tech.....21	Pitt.....8	Georgia Tech14
1994	North Carolina.....184	2002	Maryland.....32	Miami.....61	Wake Forest.....4	2016	Wake Forest10
North Carolina.....152	Clemson.....131	Georgia Tech.....122	Virginia.....11	NC State.....47	2013	Miami.....85	Boston College.....9
Virginia.....112	Georgia Tech.....61	North Carolina113	2006	Georgia Tech.....37.3	Clemson.....141.5	Clemson.....83	~ Participation in 2007
Clemson.....92.5	Florida State.....56	NC State.....78.5	Miami.....117	Virginia29	Florida State.....100	Notre Dame.....82	championship vacated
Florida State.....76.5	NC State.....52	Clemson.....73	North Carolina.....96	Duke.....26.3	Duke.....82	Florida State.....70	by the NCAA Committee
Georgia Tech.....57	Maryland.....47	Virginia63	Florida State.....81	Wake Forest.....24	NC State.....61.5	Duke.....59	on Infractions
Wake Forest.....37	Virginia44	Maryland.....62	Virginia Tech.....70	Boston College.....23	Maryland.....59	North Carolina.....47.5	Championships
Duke.....8	Duke.....27	Wake Forest.....36.5	Georgia Tech.....67.5	Maryland.....10	North Carolina.....57	NC State.....42	by school
Maryland.....8	Wake Forest.....21	Duke.....13	NC State.....58.83	2010	Virginia46	Louisville.....38.5	North Carolina15
NC State.....2	1999	2003	Maryland.....46.5	Clemson.....145.5	Miami.....42	Virginia37	Clemson6
1995	North Carolina.....121	North Carolina.....129.5	Duke.....43	Florida State.....93	Virginia Tech.....36	Georgia Tech.....34	Miami4
North Carolina.....192	Clemson.....100	Georgia Tech.....110.5	Virginia39.5	Virginia Tech.....74	Boston College.....16	Syracuse27	Florida State~3
Clemson.....88	Georgia Tech.....91	Florida State.....85	Wake Forest.....18	Duke.....60	Wake Forest.....13	Virginia Tech.....25.5	Virginia Tech2
Virginia75	Florida State.....72.33	Virginia74.5	Clemson.....15	Miami.....56	Georgia Tech.....8	Boston College.....13	Ga Tech & Virginia1
Georgia Tech.....65	Maryland.....71	NC State.....66	Boston College.....10.66	NC State.....40	2014	Wake Forest.....9.5	Championships
Wake Forest.....48	Virginia59	Wake Forest.....53	2007	North Carolina.....37.5	Florida State.....96.5	Pitt.....9	by coach
Florida State.....41	NC State.....50.33	Duke.....40.5	Virginia Tech.....136	Boston College.....36	Duke.....83	2017	Dennis Craddock, NC ...15
Maryland.....22	Wake Forest.....47.33	Maryland.....37	Miami.....99	Georgia Tech.....36	Notre Dame.....65	Miami.....113	Amy Deem, UM4
NC State.....9	Duke.....11	Clemson.....27	North Carolina.....75.5	Virginia33	Miami.....62	Clemson.....98	Bob Braman, FS~3
Duke.....6			Florida State~65.5	Wake Forest.....32	Virginia Tech.....52	Florida State.....74	Lawrence Johnson, CU ..3
			Clemson.....59.33	Maryland.....11	Maryland.....50	Louisville.....57.5	Dave Cianelli, VT2
			Duke.....56.50	2011	North Carolina.....49	Notre Dame.....48	Fred Binggeli, VA1
			Georgia Tech.....49	Clemson.....152	Clemson.....45	Duke.....44.5	Mark Elliott, CU1
			Virginia34	Florida State.....100	NC State.....39	North Carolina.....44	Shawn Cobey, CU1
			Boston College.....32.5	North Carolina.....69	Syracuse32	Virginia Tech.....41	Wayne Coffman, CU ...1
			Wake Forest.....20	Virginia Tech.....69.5	Virginia32	NC State.....35	Alan Drosky, GT1

Florida State Indoor Championship Notes

Years: 27
 Team Titles: 3 (2009-14-18)
 Runner-up: 8
 Most Points: 132, 2009
 Widest Margin: 28, 2009 Narrowest Margin: 10, 2018

Women's All-ACC Outdoor Honors

1992

Trinette Johnson
Angela Harris
Patric Verdun
Kim Stephens

1993

Sheryl Covington
Trinette Johnson
Kim Stephens

1994

Peggy Armand
Erica Shepard
Radhiya Teagle
Indianne Henry
Sophia Danvers
Sheryl Covington
Shannon Cook
Myriam Charles

1995

Deletea Bradley
Maria Embon
Sophia Danvers
Catherine Erickson
Rikke Ronholt
Erica Shepard
Radhiya Teagle

1996

Shannon Cook
Sophia Danvers
Yashiva Edwards
Maria Embon
Rikke Ronholt
Erica Shepard

1997

Myriam Charles
Shannon Cook
Marleena Crosby
Christin Daniels
Sophia Danvers
Yashiva Edwards
LaKeisha Mose
Rikke Ronholt
Erica Shepard

1998

Chinette Johnson
LaKeisha Mose
Zuzette Mullings
Ayana Townsend

1999

Tonya Carter
Samantha George
Laura Gerber
Chinette Johnson

Fiona Norwood
Shannon Steele
Angela Wobbleton

2000

Makiba Batten
Teresa Bundy
Tonya Carter
Nakeya Crutchfield

Samantha George
Laura Gerber
Chinette Johnson
LaKeisha Mose

Lindsay Osborn
Shannon Steele
Tangela Wobbleton

2001

Makiba Batten
Teresa Bundy
Keya Crutchfield
Laura Gerber

Kim Jones
Lindsay Osborn
Karen Rademeyer
Sara White

2002

Teresa Bundy
Nakeya Crutchfield
Natalie Hughes
Lacy Janson

Kim Jones
Karen Rademeyer
Megan Robbins
Stacey Taylor

Kimberly Walker

2003

Makiba Batten
Tamara Campbell
Laura Gerber
Vicky Gill

Lacy Janson
Kim Jones
Deanna Lane
LaToya Legree
Lakendra McColum

Kimberly Williams
Evelyne Niako
Shauna Quinn
Kim Walker

2004

Tamara Campbell
Vicky Gill
Helen Hofstede
Natalie Hughes
Lacy Janson

LaKendra McColum
Kim Walker

2005

Laura Bowerman
Deanna Lane
Latoya Legree
Kimberly Walker

2006

Kim Adams
Kandia Batchelor
Natalie Hughes
Lacy Janson

LaKendra McColum
Evelyne-Cynthia Niako
Barbara Parker
India Pettus

Sarah Reed
Lydia Willemse
Alycia Williams

2007

Tori Allen
Kandia Batchelor
Dana Massiah
Barbara Parker

Sara Reed
Keyla Smith
Tiara Swanagan
Alyce Williams

Alycia Williams
Hannah England
Dana Massiah
Britany St. Louis

Tiara Swanagan
Lydia Willemse
Kimberly Williams

2009

Danielle Jeffery
Susan Kuijken
Allyn Laughlin
Liz Mabry

Kristin Marcus
Candyce McGrone
Pilar McShine
Hshkeni Richmond

Teona Rodgers
Tieara Swanagan
Keyla Smith
Brittany St. Louis

Christal Washington
Lydia Willemse
Kimberly Williams

2010

Pascha Cheruiyot
Jennifer Dunn
Callie Griffin
Allyn Laughlin

Candyce McGrone
Pilar McShine
Marecia Pemberton
Teona Rodgers

Brittany St. Louis
Kimberly Williams

2011

Hannah Brooks
Kamorean Hayes
Michelle Jenije
Allyn Laughlin

Liz Mabry
Jessica Parry
Marecia Pemberton
Teona Rodgers

Brittany St. Louis
Kimberly Williams
Amanda Winslow

2012

Hannah Brooks
Amy Harris
Michelle Jenije
Violah Lagat

Astrid Leutert
Colleen Quigley
Aubree Worden

2013

Elizabeth Ichite
Kellion Knibb
Marecia Pemberton
Colleen Quigley

Kayleigh Tyerman
Sage Watson
Chelsea Whalen
Amanda Winslow

Anne Zagree
Der'Renae Freeman
Kellion Knibb
Colleen Quigley

Grete Sadeiko
Pippa Woolven
Hannah Walker
Anne Zagree

Beginning with the 2015 season, the top three finishers in each individual event and the top relay team at the ACC Indoor Championships earned All-ACC first-team honors. The Nos. 4-6 finishers in each individual event, plus the second- and third-place relay team finishers were recognized as second-team All-ACC.

2015

Der'Renae Freeman (1st/2nd)
Kala Funderburk (1st)
Lakitta Johnson (2nd)
Sydnee Over (2nd)

Colleen Quigley (1st)
Grete Sadeiko (1st)
Nicole Settington (2nd)
Sage Watson (1st)

Chelsi Woodruff (1st)
Pippa Woolven (2nd)

2016

Bridget Blake (1st/2nd)
Melissa-Maree Farrington (1st)
Der'Renae Freeman (1st)
Shauna Helps (1st)

Chelsea Jarvis (1st)
Meme Jean (2nd)
Kellion Knibb (1st/2nd)
Jogaile Petrokaite (1st)

Grete Sadeiko (1st)
Nicole Settington (2nd)
Katja Vangsnes (1st)
Peta-Gay Williams (1st)

Kiara Wright (2nd)

2017

Carmela Cardama Baez (2nd)
Shaquania Dorsett (2nd)
Melissa-Maree Farrington (1st)
Gleneve Grange (1st)

Shauna Helps (1st)
Cortney Jones (1st)
Veronika Kanuchova (1st)
Kellion Knibb (1st)

Shanice Love (2nd)
Kayla Maczuga (2nd)
Safia Morgan (2nd)
Eleonora Omoregie (1st)
Jogaile Petrokaite (1st)
Peta-Gay Williams (1st)

2017

Shauna Helps (1st)
Gleneve Grange (1st)
Cortney Jones (1st/2nd)
Jayla Kirkland (1st)
Shanice Love (1st)
Kayla Maczuga (2nd)
Eleonora Omoregie (1st)
Lauri Paredes Meza (1st)
Ka'Tia Seymour (1st/2nd)
Hannah Welsh (2nd)
Ieva Zaranikaite (1st/2nd)

All-Time All-ACC Selections by School

North Carolina	262
Florida State	232
Clemson	214
Virginia	165
Georgia Tech	111
NC State	107
Miami	101
Virginia Tech	92
Duke	86
Wake Forest	65
Maryland	46
Notre Dame.....	39
Louisville	33
Boston College	21
Syracuse	17
Pitt	13

Women's ACC Outdoor Championship Results

<p>1992 North Carolina171 Clemson164 Virginia146 Florida State95 Georgia Tech75 Wake Forest40 Maryland28 NC State15 Duke5</p> <p>1993 North Carolina198 Clemson127 Virginia122 Florida State110.50 Wake Forest92 Georgia Tech47.50 Maryland18 NC State13 Duke8</p> <p>1994 North Carolina242 Virginia136 Florida State115 Clemson110 Georgia Tech55 Wake Forest49 Maryland15 NC State11 Duke8</p> <p>1995 North Carolina199 Virginia118 Clemson116 Florida State104 Wake Forest87 Maryland44 Georgia Tech41 Duke13 NC State12</p>	<p>1996 North Carolina186 Florida State148 Virginia132 Clemson112 Wake Forest58 NC State45 Georgia Tech44 Duke29 Maryland24</p> <p>1997 North Carolina199 Florida State134.50 Clemson110 Virginia90.50 NC State76 Georgia Tech69 Maryland43 Wake Forest34 Duke11</p> <p>1998 North Carolina187 Clemson148 Florida State97.50 Georgia Tech97 NC State78 Wake Forest59 Virginia54.50 Maryland53 Duke41</p> <p>1999 Clemson142.50 Florida State 126.50 North Carolina114 Virginia111.50 Maryland95 Georgia Tech85 Wake Forest66 NC State58.50 Duke17</p>	<p>2000 Florida State192 North Carolina183 Maryland86.50 Virginia86 NC State60.50 Georgia Tech60 Clemson57 Wake Forest54 Duke39</p> <p>2001 North Carolina181 Clemson167 Florida State116 Virginia109 Georgia Tech76 Maryland66 NC State40 Wake Forest34 Duke30</p> <p>2002 North Carolina ...176.50 Florida State 128 Georgia Tech127 NC State99.50 Clemson99 Virginia92 Maryland49 Wake Forest29 Duke18</p> <p>2003 North Carolina238 Florida State157 Virginia138 Clemson73 Georgia Tech64 NC State51 Wake Forest43 Duke33 Maryland21</p>	<p>2004 North Carolina ...186.50 Georgia Tech146 Florida State 130 NC State89 Wake Forest70 Clemson69 Virginia51.50 Duke46 Maryland28</p> <p>2005 Miami142 North Carolina122 Georgia Tech112 Florida State 82 NC State67 Clemson62.50 Virginia59 Duke54.50 Virginia Tech48.50 Wake Forest40 Maryland28.50</p> <p>2006 Miami154 Florida State 112 North Carolina105 Georgia Tech86 Virginia Tech73.50 Virginia56.50 Duke51 Maryland51 NC State47 Clemson40 Wake Forest24 Boston College19</p> <p>2007 Virginia Tech 144.50 Miami113 Florida State~101 Georgia Tech82 North Carolina77 Virginia69 Wake Forest54 Clemson47.50 Duke45 NC State38 Maryland30</p>	<p>Boston College18</p> <p>2008 Virginia Tech172 Miami127 North Carolina115 Florida State105.50 Virginia92 Georgia Tech40 Clemson39.50 Boston College39 Maryland28 Wake Forest28 NC State21 Duke11</p> <p>2009 Florida State160 Virginia Tech127 North Carolina123 Virginia74 Miami69 Georgia Tech55.50 NC State52.50 Clemson44 Wake Forest35 Maryland35 Duke33 Boston College8</p> <p>2010 Clemson177 Florida State 124 North Carolina89 Miami84 Duke61 Virginia Tech56 Georgia Tech54.50 Virginia43 Maryland40 Wake Forest31 Boston College31 NC State28.50</p> <p>2011 Clemson202 Florida State 132.5 North Carolina117.5 Duke81.5 Virginia62.5 Miami57</p>	<p>Virginia Tech53.5 NC State39.5 Maryland34 Georgia Tech19 Boston College15 Wake Forest3</p> <p>2012 Clemson185 Virginia100 Florida State75 Virginia Tech74 Duke74 North Carolina69 Miami61 NC State58 Maryland49 Georgia Tech32 Boston College26 Wake Forest14</p> <p>2013 Clemson151 Florida State 146 NC State82 Duke76 Virginia76 North Carolina66 Virginia Tech56 Maryland48.5 Wake Forest32.5 Georgia Tech29 Miami27 Boston College25</p> <p>2014 Florida State 111 Notre Dame96 Virginia Tech124.5 Miami94 Duke77 NC State73 Virginia Tech69 Virginia60 North Carolina55 Clemson43 Maryland40 Syracuse36 Wake Forest23 Pittsburgh19 Georgia Tech15</p>	<p>Boston College5</p> <p>2015 Clemson113.5 Florida State 94.5 Miami93 North Carolina78.5 Notre Dame72 Louisville61 NC State59 Duke51 Virginia48.5 Syracuse33 Virginia Tech32 Wake Forest31 Pittsburgh21 Boston College19 Georgia Tech11</p> <p>2016 Florida State 106.5 Miami88 Clemson85 Virginia77 Notre Dame69 Duke66 NC State56 Louisville47 Virginia Tech45.1 North Carolina42.4 Syracuse33 Wake Forest30 Pittsburgh29 Boston College26 Georgia Tech19</p> <p>2017 Virginia Tech124.5 Florida State118.5 Miami108 Clemson95 Duke77.5 Louisville62 Notre Dame53 Virginia36.5 NC State31 Wake Forest28.5 Syracuse25 Georgia Tech19 Pittsburgh19</p>	<p>North Carolina18.5 Boston College1</p> <p>2018 Miami117 Virginia Tech111 Florida State102.5 Clemson74 Louisville69.5 Virginia63 Duke51.5 North Carolina50.5 Notre Dame49 NC State37 Pittsburgh25 Syracuse21 Georgia Tech19 Wake Forest16 Boston College12</p> <p><i>~ Participation in 2007 championship vacated by the NCAA Committee on Infractions</i></p> <p>Championships by school North Carolina14 Clemson7 Virginia5 Florida State~4 Miami3 Virginia Tech3</p> <p>Championships by coach Dennis Craddock, VA/NC14 Lawrence Johnson, CU3 Bob Braman, FS~3 Amy Deem, UM3 Dave Cianelli, VT3 Terry Long, FS1 Fred Binggeli, VA1 Shawn Cobey, CU1 Wayne Coffman, CU1 Mark Elliott, CU1 Ron Garner, CU1 Doug Williamson, VA1</p>
---	--	--	---	--	--	--	---

Florida State Outdoor Championship Notes

Years: 27
 Team Titles: 4~ (2000–09-14-16)
 Runner-ups: 11
 Most Points: 192, 2000
 Widest Margin: 33, 2009 Narrowest Margin: 3, 2014

All-ACC Academic Honors

Men

Indoors

David Ambler.....	2011
Gonzalo Barroilhet.....	2009-10-11-12
Stefan Brits.....	2013-14-16
Owen Cain.....	2013
Brian Chibudu.....	2009-11
Charles Clark.....	2010
Trey Cunningham.....	2018
David Forrester.....	2011
Michael Fout.....	2010-11-13
Humberto Freire.....	2017
Darryl Gay.....	2018
Javier Garcia Tunon.....	2009
Tremain Grant.....	2011
Cristobal Hurtado-Arteaga.....	2015
Matt Leeder.....	2009-10
Pablo Navarrete.....	2010
Jeff Pelage.....	2013
Jamal Pitts.....	2017
Alonzo Russell.....	2013-14
Kieran Showler-Davis.....	2013
Aaron Steele.....	2009
Otniel Teixeira.....	2014-15-16
Brandon Tirado.....	2018
Matt Wernke.....	2009
Travis Whitfield.....	2009
Stargell Williams.....	2013-15
Jakub Zivec.....	2011-13-14

Outdoors

David Ambler.....	2011-12
Gonzalo Barroilhet.....	2008-12
Ronald Bolden.....	2012
Jonathan Borlee.....	2009
Kevin Borlee.....	2009
Stefan Brits.....	2012-13-15-16
Mark Buckingham.....	2008
Brian Chibudu.....	2008-11
Charles Clark.....	2007-11
Chadrick DaCosta.....	2017
Andrew Diakos.....	2006
David Forrester.....	2011
Michael Fout.....	2010-11-12-13
Javier Garcia-Tunon.....	2006-07-08-09
Tremaine Grant.....	2011
Bryan Howard.....	2009-10
Cristobal Hurtado-Arteaga.....	2013-15-16
Andrew Jacobs.....	2009-10-11
Garrett Johnson.....	2006
Andrew Krumins.....	2007
Tom Lancashire.....	2006

Thomas Lancaster.....	2007
Matthew Leeder.....	2009-11
Andrew Lemoncello.....	2006
Nicholas Maedel.....	2011
Hubert Mitchell.....	2007
Cedric Nabe.....	2007
Pablo Navarrete.....	2008-10
Trey Cunningham.....	2018
Montel Nevers.....	2006
Ciaran O'Lionaird.....	2011
Jeff Pelage.....	2013
Jonathan Reid.....	2015
Timothy Reed.....	2009
Alonzo Russell.....	2013-14
Aaron Steele.....	2009-10
Otniel Teixeira.....	2014-15-16
Brandon Tirado.....	2017-18
Matthew Wernke.....	2008-09
Travis Whitfield.....	2007-08-09
Stargell Williams.....	2013-15
Elliot Wood.....	2008
Jakub Zivec.....	2012-14

ACC Scholar-Athletes of the Year

Men's Indoor Track & Field

2008 Mark Buckingham

Men's Outdoor Track & Field


2009 Javier Garcia-Tunon

2011 Ciaran O'Lionaird

2012 Gonzalo Barroilhet

2013 Michael Fout

2016 Stefan Brits



Buckingham




Garcia-Tunon



O'Lionaird



Barroilhet



Fout



Brits

Women's Indoor Track & Field

2010 Kimberly Williams

2011 Kimberly Williams

2012 Michelle Jenije

2013 Amanda Winslow

2014 Colleen Quigley

Women's Outdoor Track & Field

2009 Susan Kuijken

2013 Amanda Winslow

2015 Colleen Quigley



Kuijken



Williams



Jenije



Winslow



Quigley

Note: The 2006-2008 All-ACC Academic Teams were announced as one team at the conclusion of the outdoor season and are listed there.

Women

Indoors

Hannah Acton.....	2013
Carmela Cardama Baez.....	2017
Maryke Brits.....	2014
Hannah Brooks.....	2012
Caila Coleman.....	2009
Latera Davis.....	2011
Shaquania Dorsett.....	2016
Jennifer Dunn.....	2010
Melissa-Maree Farrington.....	2016-17
Lauren Giffin.....	2011-12
Linden Hall.....	2012-14
Amy Harris.....	2010
Shauna Helps.....	2017-18
Elizabeth Ichite.....	2013-14
Chelsea Jarvis.....	2015-16
Michelle Jenije.....	2010-11-12
Jodie Judd.....	2018
Kellion Knibb.....	2015-16-17
Allyn Laughlin.....	2011
Lizabeth Mabry.....	2009
Safia Morgan.....	2017
Eleonora Omoregie.....	2018
Sydnee Over.....	2014-15
Jessica Parry.....	2012-13
Georgia Peel.....	2015
Marecia Pemberton.....	2012-13-14
Jande Pierce.....	2012
Colleen Quigley.....	2012-13-14-15
Nicole Setterington.....	2016
Ka'Tia Seymour.....	2018
Maudie Skyring.....	2018
Keyla Smith.....	2009
Brittany St. Louis.....	2009
Kayleigh Tyerman.....	2012-13
Hannah Walker.....	2014
Sage Watson.....	2013-15
Chelsea Whalen.....	2011-12-13-14
Lydia Willemse.....	2009
Danielle Williams.....	2011
Kim Williams.....	2009-10-11
Peta-Gay Williams.....	2016
Amanda Winslow.....	2010-12-13
Pippa Woolven.....	2014
Aubree Worden.....	2012

Outdoors

Hannah Acton.....	2013-14-15
Victoria Allen.....	2007
Carmela Cardama Baez.....	2017
Kandia Batchelor.....	2006-07-08
Hannah Brooks.....	2012

Janae Caldwell.....	2018
Sarah Chandler.....	2013
Pasca Cheruiyot.....	2010
Shaquania Dorsett.....	2017
Jennifer Dunn.....	2010
Melissa-Maree Farrington.....	2016-17
Callie Giffin.....	2010
Linden Hall.....	2013-14-15
Shauna Helps.....	2016-17-18
Debra Huss.....	2007
Elizabeth Ichite.....	2013-15
Karly Jackson.....	2014-15
Lacy Janson.....	2006
Chelsea Jarvis.....	2016
Meme Jean.....	2016
Michelle Jenije.....	2011-12
Kellion Knibb.....	2016-17
Susan Kuijken.....	2009
Allyn Laughlin.....	2009-10
LaToya LeGree.....	2006
Astrid Leutert.....	2012
Shanice Love.....	2017-18
Lizabeth Mabry.....	2009
Kayla Maczuga.....	2017-18
Pilar McShine.....	2009-10
Militsa Mircheva.....	2018
Safia Morgan.....	2017
Eleonora Omoregie.....	2017
Sydnee Over.....	2015
Andrea Palen.....	2010
Lauri Paredes Meza.....	2018
Jessica Parry.....	2011
Marecia Pemberton.....	2010-11-13-14
Jogaile Petrokaite.....	2017
Jande Pierce.....	2014-16
Amanda Quick.....	2009
Colleen Quigley.....	2012-13-14-15
Nicole Setterington.....	2014-16
Keyla Smith.....	2007-08-09
Brittany St. Louis.....	2008
Helene Swanepoel.....	2015
Kayleigh Tyerman.....	2012-13
Hannah Walker.....	2014
Sage Watson.....	2013-15
Hannah Welsh.....	2018
Chelsea Whalen.....	2011-12-13
Lydia Willemse.....	2006-09
Kim Williams.....	2008-09-10-11
Peta-Gay Williams.....	2016-17
Amanda Winslow.....	2010-11-12-13
Pippa Woolven.....	2014-15
Aubree Worden.....	2012
Ieva Zarankaite.....	2018

National Academic Honors

Rhodes Scholar



Garrett Johnson

Florida State shot putter Garrett Johnson was awarded a Rhodes Scholarship on November 19, 2005. A four-time All-American and the 2006 NCAA Indoor and Outdoor shot put champion, he was one of 32 United States college students chosen to study at the University of Oxford in Great Britain.

The Rhodes Scholarships, oldest of the international study awards available to American students, were created in 1902 by the Will of Cecil Rhodes, a British philanthropist and colonial pioneer. The scholarships provide two or three years of study at Oxford. The criteria for the program is based on his academic success, leadership potential, personal integrity and physical vigor.

Johnson was the second of three FSU students to have been selected as a Rhodes Scholar, following Carolina Alexander (1976). At the time of his selection, Johnson was the first ACC student-athlete, and 19th overall conference Rhodes Scholars-elect.

Johnson graduated in April 2005, after just three years, with a double major in political science and English with a GPA of 3.82. He entered the master's program in public administration in September and earned the Golden Torch Award for the highest GPA on the men's track and field team.

The 2005 Arthur Ashe, Jr. Sports Scholar was a member of the Phi Theta Kappa Collegiate Honor Society and the National Society of Collegiate Scholars.

Johnson was as a legislative assistant in Florida Governor Jeb Bush's office, serving on several committees. At FSU, he was the vice-chair of the ACC Student Athlete Advisory Council, president of the FSU Student-Athlete Advisory Council and vice president of Student Seminole Boosters in 2004-05. He piled up countless volunteer hours and represented Florida State at the annual NCAA Leadership Conference in Orlando, Fla.

Johnson went on to help lead Florida State to its first NCAA title during the 2006 outdoor season.

STEFAN BRITS



Brits, Quigley, Johnson Named Best-of-Best

Florida State track & field has a long and storied history of its top athletes also distinguished by their academic prowess. In 2016, Stefan Brits joined former Seminole stars Colleen Quigley and Garrett Johnson, as the top academic track & field student-athlete in the nation. Brits, one of two four-time CoSIDA Academic All-Americans in program history, was selected as the Division I Track & Field Academic All-American of the Year. The All-American long jumper from South Africa held the distinction of being the only NCAA Division I athlete competing as a doctoral student. At the time, Brits was a doctoral candidate in the Chemistry program, maintaining a 4.0 GPA. He also recorded the nation's top long jump in the regular season when he broke the ACC Outdoor Championship record.

Just a year earlier, senior Colleen Quigley capped her decorated collegiate career with an NCAA Outdoor title in the steeplechase. It was her sixth All-American honor on the track, to go along with three more in cross country. A two-time, CoSIDA Academic All-American, she graduated with a 3.9 GPA in dietetics and was recognized by the United States Track & Field and Cross Country Coaches Associations (USTFCCCA) as the Women's Division I Outdoor Track Scholar Athlete of the Year.

In 2006 Garrett Johnson won the NCAA Indoor and Outdoor shot put titles and guided the Noles to their first outdoor team title. Not only did he pick up his second consecutive CoSIDA Academic All-American honor, but the 2005 Rhodes Scholarship recipient became the first CoSIDA Academic All-American of the year, presented by CoSIDA.

2015 DI Scholar Athletes of the Year

& DI ALL-ACADEMIC INDIVIDUALS

Indoor Track



EMILY SISSON
PROVIDENCE

Outdoor Track



COLLEEN QUIGLEY
FLORIDA STATE

Women's Track & Field



SANDI MORRIS
ARKANSAS

Outdoor Field



KETURAH ORJI
GEORGIA

Academic All-American All-Time Selections



1985	Wendy Markham	1st team
2005	Garrett Johnson	2nd team
2005	Tom Lancashire	2nd team
2006	Javier Garcia-Tunon	1st team
2006	Garrett Johnson	1st team
2006	Tom Lancashire	1st team
2006	Lacy Janson	1st team
2007	Javier Garcia-Tunon	2nd team
2007	Tom Lancashire	2nd team
2008	Javier Garcia-Tunon	1st team
2009	Susan Kuijken	2nd team
2009	Gonzalo Barroilhet	2nd team
2009	Javier Garcia Tunon	1st team
2010	Gonzalo Barroilhet	1st team
2010	Kimberly Williams	1st team
2011	Ciaran O'Lionaird	3rd team
2011	Kimberly Williams	1st team
2012	Hannah Brooks	1st team
2012	Gonzalo Barroilhet	2nd team
2012	Michelle Jenije	3rd team
2013	Stefan Brits	2nd team
2013	Amanda Winslow	3rd team
2014	Colleen Quigley	2nd team
2014	Stefan Brits	3rd team
2014	Alonzo Russell	3rd team
2015	Stefan Brits	1st team
2015	Colleen Quigley	2nd team
2015	Hannah Acton	2nd team
2015	Jonathan Reid	3rd team
2016	Stefan Brits	1st team

National Honors

Two-Time National Program of the Year



The Florida State men's track & field/cross country program has twice been presented the John McDonnell Award by the United States Track & Field and Cross Country Coaches Association (USTFCCA). The Seminoles were recognized for having the nation's most outstanding comprehensive program - based on NCAA Championship finishes in cross country, indoor and outdoor track & field - for the 2010-11 and 2011-12 athletic years. The award is named for the Hall of Fame coach who guided Arkansas to 40 NCAA titles. Florida State is one of three programs - joining Oregon and Arkansas - to win the John McDonnell Men's Division I Program of the Year multiple times. The award was first presented at the conclusion of the 2008-09 school year.

The Bowerman Award

Buoyed by an historic performance at the 2011 NCAA Championship, Florida State junior Ngoni Makusha secured The Bowerman Award, presented to the nation's top collegiate track & field athlete.

Makusha, a native of Zimbabwe, won the 2011 NCAA 100-meter title in a collegiate record 9.89, added a long jump crown with a Drake Stadium record leap of 8.40 meters, then combined with teammates to capture the 4x100-meter relay. He became just the fourth man to claim those three golds, joining legends Jesse Owens and Carl Lewis.

His performance capped a career which included six NCAA titles, eight All-American honors and six Atlantic Coast Conference titles. A bronze medal winner in the long jump at the 2011 World Championships, Makusha also was named USTFCCA NCAA Division I National Men's Track Athlete of the Year, the Atlantic Coast Conference Male Athlete of the Year.

The Bowerman, which debuted in 2009, is presented annually by the USTFCCA to the most outstanding male and female collegiate track & field athletes in the nation. It is named for legendary Oregon track & field and cross country coach Bill Bowerman served the sport in numerous ways.

"Never in my life did I think I would be standing in front of great people...If I didn't get this opportunity (at Florida State) my life would be very different in Zimbabwe." - Ngoni Makusha



NCAA Woman of the Year




Amanda Winslow 2013 Top 30



Colleen Quigley 2015 Finalist



All-Time Olympians



Munich 1972

1972 (Munich, Germany)

Margaret Coomber (Great Britain)	800m
Danny Smith (Bahamas)	110 Hurdles 4x100 Relay



Montréal 1976

1976 (Montreal, Canada)

Esmeralda Garcia (Brazil)	100m
Danny Smith (Bahamas)	110 Hurdles 4x100 Relay



1984 (Los Angeles, USA)

Bradley Cooper (Bahamas)	Discus
Ovrill Dwyer-Brown (Jamaica)	400 Hurdles
Brenda Cliette (USA)	200m
Esmeralda Garcia (Brazil)	100m Long Jump
Randy Givens (USA)	200m
Walter McCoy (USA)	4x400 Relay (gold)
Marita Payne (Canada)	400m 4x100 Relay (silver) 4x400 Relay (silver)
Angela Wright-Scott (USA)	400 Hurdles



1988 (Seoul, South Korea)

Arthur Blake (USA)	110 Hurdles
Bradley Cooper (Jamaica)	Discus
Marita Payne (Canada)	400m 4x400 Relay



Barcelona '92

1992 (Barcelona, Spain)

Arthur Blake (USA)	110 Hurdles
Michelle Finn (USA)	200m 4x100 Relay (gold)
Tom Reither (Chile)	Pole Vault



Atlanta 1996

1996 (Atlanta, USA)

Kim Batten (USA)	400 Hurdles (silver)
------------------	----------------------



2000 (Sydney, Australia)

Kim Batten (USA)	400 Hurdles
Samantha George (Canada)	4x400 Relay
Iain Harnden (Zimbabwe)	400 Hurdles
Jayson Jones (Belize)	200m



2004 (Athens, Greece)

Brian Dzingai (Zimbabwe)	200m
Kimberly Walker (Trinidad & Tobago)	4x100 Relay



2008 (Beijing, China)

Gonzalo Barroilhet (Chile)	Decathlon
Jonathan Borlee (Belgium)	400m 4x400 Relay
Kevin Borlee (Belgium)	400m 4x400 Relay
Ricardo Chambers (Jamaica)	400m 4x400 Relay
Rafeeq Curry (USA)	Triple Jump
Walter Dix (USA)	100m (bronze) 200m (bronze)
Brian Dzingai (Zimbabwe)	200m
Jayson Jones (Belize)	200m
Tom Lancashire (Great Britain)	1500m
Andrew Lemoncello (Great Britain)	Steeplechase
Ngoni Makusha (Zimbabwe)	Long Jump
Barbara Parker (Great Britain)	Steeplechase
Dorian Scott (Jamaica)	Shot Put



2012 (London, England)

Gonzalo Barroilhet (Chile)	Decathlon
Jonathan Borlee (Belgium)	400m 4x400 Relay
Kevin Borlee (Belgium)	400m 4x400 Relay
Hannah England (Great Britain)	1500m
Kemar Hyman (Cayman Islands)	100m
Lacy Janson (USA)	Pole Vault
Maurice Mitchell (USA)	200m
Ciaran O'Lionaird (Ireland)	1500m
Barbara Parker (Great Britain)	Steeplechase
Dorian Scott (Jamaica)	5000m Shot Put
Kimberly Williams (Jamaica)	Triple Jump
Anne Zagre (Belgium)	100 Hurdles



2016 (Rio de Janeiro, Brazil)

Marvin Bracy (USA)	100m
Stefan Brits (South Africa)	Long Jump
Jonathan Borlee (Belgium)	400m 4x400 Relay
Kevin Borlee (Belgium)	400m 4x400 Relay
Linden Hall (Australia)	1500m
Kemar Hyman (Cayman Islands)	100m
Meme Jean (Haiti)	100 Hurdles
Kellion Knibb (Jamaica)	Discus
Susan Kuijken Krumins (The Netherlands)	5000m 10,000m
Violah Lagat (Kenya)	1500m
Stephen Newbold (Bahamas)	4x400 Relay (bronze)
Colleen Quigley (USA)	Steeplechase
Alonzo Russell (Bahamas)	400m
Kimberly Williams (Jamaica)	4x400 Relay (bronze)
Anne Zagre (Belgium)	Triple Jump 100 Hurdles

Men's Outdoor All-Time Top 10

100 METERS

1. Ngoni Makusha	9.89	2011^A
2. Walter Dix	9.91	2008
3. Kemar Hyman	9.95	2012
4. Dentarius Locke	9.96	2013
5. Andre Ewers	9.98	2018
6. Maurice Mitchell	10.00	2011
7. Kendal Williams	10.07	2015
8. Mike Roberson	10.07	1979
9. Darryl Haraway	10.09	2018
10. Michael Ray Garvin	10.19	2009
Jonathan Carter	10.19	1996

200 METERS

1. Walter Dix	19.69	2007^A
2. Brian Dzingai	20.12	2004
3. Maurice Mitchell	20.13	2012
4. Charles Clark	20.22	2008
5. Kendal Williams	20.26	2015
6. Andre Ewers	20.28	2018
7. Brandon Byram	20.31	2010
8. Ronnie Taylor	20.39	1982
9. Horatio Williams	20.47	2012
10. Ron Harrison	20.54c	1960

^ Collegiate record

400 METERS

1. Ricardo Chambers	44.62	2007
2. Jonathan Borlee	44.78	2009
3. Kevin Borlee	45.01	2010
4. Walter McCoy	45.16a	1981
5. James Harris	45.23	2013
6. Charles Clark	45.30	2008
7. Michael Cherry	45.37	2014
8. Brandon O'Connor	45.51	2011
9. Michael Jennings	45.55	2001
10. Kevin Ansley	45.68	1994

800 METERS

1. Tom Lancashire	1:45.76	2006
2. Ocky Clark	1:46.19	1986
3. Phillip Role	1:46.58	1981
4. Palmer Simmons	1:47.30	1980
5. Rob Circelli	1:47.42	1991
6. Mark Grey	1:47.89	1994
7. Otniel Teixeira	1:48.03	2016
8. Darrin Gibson	1:48.08	2012
9. George Gardner	1:48.37	1986
10. Jake Burton	1:48.55	2016

1500 METERS

1. Ciaran O'Lionaird	3:34.46	2011
2. Tom Lancashire	3:38.92	2005
3. David Forrester	3:41.44	2012
4. Zak Seddon	3:42.02	2015
5. Ocky Clark	3:43.02	1986
6. Maarten van den Heuvel	3:43.10	2002
7. Rob Gomez	3:43.60	1982
8. Michael Hall	3:43.70	2017
9. Matt Leeder	3:44.09	2009
10. Daniel Roberts	3:44.31	2008

3,000 STEEPLECHASE

1. Andrew Lemoncello	8:23.74	2007
2. Luke Gunn	8:28.48	2008
3. Zak Seddon	8:33.09	2016

4. Mark Buckingham	8:49.23	2008
5. Bobby James	8:52.70	1976
6. Doug Overfelt	8:53.39	1981
7. Michael Hall	8:55.61	2018
8. Jacob Hoelsy	8:58.52	1987
9. Ronnie Treadway	8:59.34	1984
10. Trey Culbertson	9:02.83	1993

5,000 METERS

1. Ciaran O'Lionaird	13:33.64	2011
2. Breandan O'Neill	13:41.56	2012
3. Andrew Lemoncello	13:45.69	2006
4. Joep Tigchelaar	13:46.01	2004
5. Mike Fout	13:46.19	2011
6. David Forrester	13:47.60	2011
7. Herb Willis	13:53.26	1982
8. Matt Leeder	13:54.40	2009
9. George West	13:55.10	1976
10. Wes Rickman	13:59.52	2011

10,000 METERS

1. Andrew Lemoncello	28:28.04	2007
2. Ciaran O'Lionaird	28:32.30	2011
3. Joep Tigchelaar	28:33.81	2003
4. Mike Fout	28:34.50	2011
5. Ken Misner	28:55.34c	1971
6. Breandan O'Neill	28:57.44	2013
7. Herb Willis	28:58.74	1982
8. Glen Yarham	29:15.53	2014
9. Steeve Gabart	29:18.03	2009
10. Larry Greene	29:20.50	1983

110 METER HURDLES

1. Arthur Blake	13.29	1987
2. Drew Brunson	13.33	2008
3. Phillip Riley	13.39	1996
4. Trey Cunningham	13.57	2018
5. Mike Roberson	13.64c	1977
Danny Smith	13.64c	1974
7. Marcus Dixon	13.65	1993
8. Rodney Lawson	13.68	1989
9. Gonzalo Barroilhet	13.78	2008
10. Leander McKenzie	13.81	1984

400 METER HURDLES

1. John Rothell	49.15	1995
2. Leander McKenzie	49.33	1985
3. Iain Hamden	49.68	2000
4. Javier Garcia-Tunon	49.99	2009
5. Mike Kelly	50.04c	1969
6. Matt Mason	50.16	2001
7. Elliot Wood	50.30	2006
8. John Citron	50.48	1979
9. Danyne Brown	50.60	2003
10. Byron Taylor	50.63	2006

DECATHLON

1. Gonzalo Barroilhet	8065	2012
2. Rohn Stark	7612	1981
3. Darius Jones	7269	1999
4. Tom Reither	7193	1985
5. Dante Newberg	7113	2017
6. Leon Massey	7025	1982
7. Dore Louis	6848	1998
8. Mark Nugen	6800	1980
9. Lenx Jackson	6792	1984
10. Charlie Galloway	6641	1970

LONG JUMP

1. Ngoni Makusha	27-6.75	8.40m	2011
2. Stefan Brits	26-11.75	8.22	2016
3. Brian Chibudu	26-5	8.05	2009
4. Marlon Woods	26-2.75	7.99	2009
5. Jalen Ramsey	26-1.50	7.96	2015
6. Joe Allen	26-0.5	7.94	2001
7. Mark Freeman	25-11.5	7.91	1983
8. Paul Madzivire	25-10	7.87	2014
9. Corion Knight	25-9.25	7.85	2018
10. Billy Close	25-8.5	7.83	1988

TRIPLE JUMP

1. Rafeeq Curry	54-9.5	16.70m	2006
2. Jonathan Reid	54-6.75	16.63	2015
3. Kelsey Nash	54-6	16.61	1992
4. Ray Taylor	54-2.75	16.53	2008
5. Leon Hutchins	54-2.25	16.52	1982
6. Armani Wallace	53-11.25	16.44	2018
7. Phillip Young	53-5.75	16.30	2012
8. Mario Lowe	53-0	16.15	2002
9. Willie Johnson	52-9.5	16.09	2005
10. Andy Latimer	52-7.5	16.04	1985

HIGH JUMP

1. Kevin Crist	7-5.75	2.28m	1993
2. Shawn Brown	7-4.5	2.25	2001
3. James Harris	7-4.25	2.24	2013
Kenny Smith	7-4.25	2.24	1984
5. Ed'Ricus Williams	7-3.25	2.22	2017
6. Corion Knight	7-3	2.21	2018
7. Tom Stitt	7-2.5	2.20	1987
8. Andrew Bachelor	7-2.5	2.20	2010
9. Christian Bland	7-2.25	2.19	2002
Darrell Wills	7-2.25	2.19	1986

SHOT PUT

1. Garrett Johnson	68-4.5	20.84m	2006
2. Austin Droggsma	66-8	20.32	2018
3. Dorian Scott	66-3.75	20.21	2005
4. Michael Putman	62-0.25	18.90	2011
5. Ben Bonhurst	60-8	18.49	2015
6. Mike Bell	60-7.75	18.48	1987
7. Ken Lanier	60-2	18.34	1979
8. Allen Williams	59-10	18.24	1963
9. John Fallone	59-8.5	18.20	2004
10. Scott Peterson	59-5	18.11	1992

DISCUS

1. Bradley Cooper	212-6	64.78m	1979
2. Garrett Johnson	199-4	60.77	2005
3. Emmanuel Onyia	197-11	60.34	2017
4. Michael Putman	190-2	57.96	2011
5. Austin Droggsma	187-5	57.13	2018
6. Jeff Pelage	184-4	56.19	2013
7. Jody Lawrence	182-4	55.58	1999
8. Chadrick DaCosta	180-5	54.99	2014
9. Noah Agwu	180-4	54.97	1980
10. Eric Chambers	179-8	54.76	1992

HAMMER

1. Horatio Garcia	215-10	65.80m	1987
2. Markindey Sineus	210-3	64.08	2015
3. Brandon Tirado	202-0	61.58	2018
4. Andrew Diakos	200-4	61.07	2005
5. B.J. Linnenbrink	195-2	59.48	2002
6. Travis Whitfield	194-8	59.33	2010
7. Matt Wernke	192-9	58.75	2008
8. Mark Sleeman	192-4	58.62	1987
9. Josh Bowling	187-9	57.22	2002
10. William Shirk	180-10	55.12	1996

JAVELIN

1. Mome Moolman	246-7	75.17m	2013
2. Lou Angelo	233-10	71.28	1994
3. Justin Johnson	232-10	70.96	1997
4. Tom Feters	230-5	70.23	1989
5. Bryan Howard	213-4	65.04	2010
6. Garrett Singletary	211-0	64.32	2015
7. Gabe Arola	210-10	64.26	1997
8. Greg Jack	210-8	64.22	1996
9. Pelle Rietveld	202-9	61.80	2009
10. Sean Conrecode	201-2	61.32	2008

POLE VAULT

1. Jeff Bray	18-6.50	5.65m	1992
2. Larry Carr	18-1	5.51	1989
3. Gonzalo Barroilhet	17-10.75	5.45	2012
4. Andrew LaHaye	17-8.5	5.40	2012
5. Tom Riether	17-6	5.34	1988
6. Jeff Atkinson	17-2.75	5.25	2002
Matt Hurley	17-2.75	5.25	2007
8. Drew Marcello	17-1	5.21	2013
Phares Rolle	17-1	5.21	1976
10. Jason Dean	17-0.75	5.20	1999

4x100M RELAY

1. Hyman, Williams, Mitchell, Newbold	38.57	2012
2. Bolden, Garvin, Dix, Clark	38.60	2007
3. Hyman, Makusha, Mitchell, Byram	38.75	2011
Garvin, Byram, Mitchell, Clark	38.75	2009
5. Hyman, Williams, Mitchell, Showler-Davis	38.81	2012
6. Bolden, Wright, Garvin, Nabe	38.90	2006
7. Baker, Sterling, Dzingai, Nabe	38.92	2004
8. Grant, Haraway, Gay, Ewers	39.00	2018
9. Hyman, Williams, Mitchell, Ambler	39.06	2012
Ambler, Byram, Mitchell, Chibudu	39.06	2010

4x400M RELAY

1. Williams, K. Borlee, Clark, J. Borlee	2:59.99	2009
2. Williams, K. Borlee, O'Connor, J. Borlee	3:01.54	2009
3. Williams, McKenzie, Waddell, Johnson	3:03.78	1986
4. Nelson, Ross, McCoy, Simmons	3:04.29	1980
5. McKenzie, Washington, Gordon, Johnson	3:04.33	1980
6. Nelson, Rolle, Brown, McCoy	3:04.66	1981
7. Russell, Cherry, Teixeira, Harris	3:04.95	2014
8. Williams, Byram Clark, Garvin	3:05.38	2008
9. McKenzie, Ross, Carr, Washington	3:05.50	1984
10. Johnson, Wood, Curry, Chambers	3:05.58	2005

Bold - current member of the team

Updated through 2018 season

Men's Indoor All-Time Top 10

60 METERS

1. Andre Ewers	6.52	2018
Dentarius Locke	6.52-a	2014
3. Marvin Bracy	6.54	2013
4. Maurice Mitchell	6.55	2011
5. Kendal Williams	6.56	2015
Kemar Hyman	6.56	2012
7. Darryl Haraway	6.59	2017
Michael Ray Garvin	6.59	2009
Walter Dix	6.59	2006
10. Ngoni Makusha	6.60	2009
Trentavis Friday	6.60	2015

200 METERS

1. Walter Dix	20.27	2006
2. Maurice Mitchell	20.41	2011
3. Brandon Byram	20.46	2010
4. Charles Clark	20.50	2008
5. Andre Ewers	20.60	2018
6. Horatio Williams	20.77	2012
7. Michael Ray Garvin	20.79	2008
8. Trentavis Friday	20.86	2015
9. Stephen Newbold	20.90	2013
10. Dentarius Locke	21.02	2013

400 METERS

1. Ricardo Chambers	45.64	2007
2. James Harris	45.90a	2014
3. Michael Cherry	46.31	2015
4. Alonzo Russell	46.44a	2014
5. Kevin Ansley	46.73	1993
6. Stephen Newbold	46.98	2013
7. Charles Clark	47.03	2008
8. Ronnie Taylor	47.09c	1982
9. Michael Jennings	47.14	2000
10. Tywayne Buchanan	47.32	2008

800 METERS

1. Jake Burton	1:47.72	2016
2. Otniel Teixeira	1:48.47	2016
3. Darrin Gibson	1:48.78	2012
4. Rob Circelli	1:48.86	1991
5. Andrew Krumins	1:49.23	2008
6. Ocky Clark	1:49.86	1986
7. Philip Rolle	1:50.59c	1982
8. Bert Freire	1:50.70	2017
9. George Gardner	1:50.94	1986
10. Tim Middlekoop	1:51.12	1993

MILE

1. Tom Lancashire	3:58.52	2006
2. David Forrester	3:59.13	2012
3. Michael Hall	3:59.37	2018
4. Daniel Roberts	4:03.62	2009
5. Matt Leeder	4:03.65	2009
6. Zak Seddon	4:04.03	2016
7. Harry Mulenga	4:04.36	2017
8. Justin Harbour	4:04.67	2009
9. Mark Buckingham	4:05.34	2007
10. Mike Fout	4:05.47	2013

3000 METERS

1. Luke Gunn	7:53.97	2008
2. Mark Buckingham	7:55.98	2008
3. Tom Lancashire	7:56.01	2007
4. Matt Leeder	7:56.06	2009
5. Daniel Roberts	7:57.62	2009
6. David Forrester	7:57.93	2012
7. Zak Seddon	7:59.40	2015
8. Herb Wills	8:03.44c	1982
9. Jakub Zivec	8:04.61	2013
10. Ken Misner	8:04.96c	1971

5000 METERS

1. Andrew Lemoncello	13:46.00	2007
2. Mike Fout	13:56.52	2011
3. Herb Wills	14:00.10	1982
4. Steeve Gabart	14:07.50	2009
5. Brendan O Neill	14:10.96	2013
6. Ciaran O'Lionaird	14:10.99	2010
7. Jack Goodwin	14:12.97	2015
8. Joep Tigchelaar	14:15.60	2003
9. Bryant Blahnik	14:18.45	2014
10. Glen Yarham	14:23.44	2014

60 METER HURDLES

1. Drew Brunson	7.53	2008
2. Arthur Blake	7.59c	1987
3. Phillip Riley	7.64c	1995
4. Trey Cunningham	7.70	2018
Leander McKenzie	7.85c	1984
6. Rodney Lawson	7.89c	1989
7. John Citron	7.90c	1978
8. Tye Dickens	7.91	2018
9. Tremaine Grant	7.94	2012
10. Gonzalo Barroilhet	7.98	2008

HEPTATHLON

1. Gonzalo Barroilhet	5951	2008
2. Pelle Rietveld	5620	2009
3. Dante Newberg	5291	2018
4. Matt Frith	4917	2006
5. Daniel Salgado	4717	2012
6. Jacob Peacock	4683	2006
7. Chris Snow	4356	2012
8. Hunter Napier	4129	2018
9. Collin Lomagistre	4080	2010

LONG JUMP

1. Ngoni Makusha	8.21m	26-11.25	2009
2. Corion Knight	8.02	26-3.75	2018
Brian Chibudu	8.02	26-3.75	2010
4. Jalen Ramsey	7.97	26-1.75	2015
5. Joe Allen	7.85	25-9.25	2001
6. Stefan Brits	7.82	25-8	2016
7. Kenneth Fisher	7.81	25-7.5	2018
8. Billy Close	7.78	25-6.25	1987
9. Kelsey Nash	7.72	25-3.75	1994
10. Paul Madzivire	7.70	25-3.25	2014

TRIPLE JUMP

1. Rafeeq Curry	16.60m-a	54-5.50	2006
2. Kelsey Nash	16.44	53-11.25	1994
3. Armani Wallace	16.33	53-7	2018
4. Jonathan Reid	16.32	53-6.50	2014
5. Rayon Taylor	16.22	53-2.75	2008
6. Phillip Young	16.00	52-6	2012
Joe Allen	16.00	52-6	2000
8. Montel Nevers	15.90	52-2	2017
9. Andy Latimer	15.84	51-11.50	1984
10. Leon Hutchins	15.71	51-6.50	1980
Mario Lowe	15.71	51-6.50	2001

HIGH JUMP

1. James Harris	2.32m	7-7.25	2014
2. Shawn Brown	2.23	7-3.75	2001
3. Darrell Willis	2.22	7-3.50	1986
4. Kenny Smith	2.21	7-3	1983
5. Andrew Batchelor	2.20	7-2.50	2010
6. Tom Stitt	2.19	7-2.25	1987
Gary Snells	2.19	7-2.25	1987
8. Larry Sayers	2.18	7-1.75	1980
Darius King	2.18	7-1.75	2014
10. Corion Knight	2.16	7-1	2018
Ed'Ricus Williams	2.16	7-1	2017
Jeff Nedimyer	2.16	7-1	1976
Kevin Crist	2.16	7-1	1991
Anthony Washington	2.16	7-1	1994

POLE VAULT

1. Jeff Bray	5.50m	18-0.5	1992
2. Tom Reither	5.38	17-8	1988
3. Larry Carr	5.35	17-6.75	1989
4. Gonzalo Barroilhet	5.35	17-6.50	2012
5. Andrew LaHaye	5.31	17-5	2013
6. Jeff Atkinson	5.27	17-3.50	2002
7. Phares Rolle	5.23	17-2	1976
8. Matt Hurley	5.20	17-0.75	2007
9. Jason Dean	5.15	16-10.75	2001
10. Brian Fitzsimmons	5.03	16-6	1986

SHOT PUT

1. Garrett Johnson	20.48m	67-2.25	2006
2. Austin Droogtsma	20.10	65-11.5	2018
3. Michael Putman	19.20	63-0	2012
4. Ben Bonhurst	19.05	62-6	2015
5. Dorian Scott	18.85	61-10.25	2003
6. Emmanuel Oniya	18.01	59-1.25	2017
7. Mike Bell	17.98	59-0	1987
8. Chad DaCosta	17.91	58-9.25	2016
9. Stargell Williams	17.76	58-3.25	2015
John Fallone	17.76	58-3.25	2007

WEIGHT THROW

1. B.J. Linnenbrink	20.91m	68-7.25	2002
2. Andrew Diakos	19.97	65-6.25	2004
3. Markindey Sineus	19.81	65-0	2015
4. Brandon Tirado	19.79	64-11.25	2018
5. Jody Lawrence	18.75	61-6.25	1998
6. Matt Wernke	18.71	61-4.75	2009
7. William Shirk	18.17	59-7.50	1997
8. Josh Bowling	18.15	59-6.75	2002
9. Dan Royal	18.14	59-6.25	2004
10. Travis Whitfield	18.01	59-1.25	2010

4x400 RELAY

1. Russell, Harris, Locke, Newbold	3:05.13	2013
2. J. Borlee, K. Borlee, Williams, O'Connor	3:05.48	2009
3. Williams, K. Borlee, O'Connor, J. Borlee	3:05.97	2009
4. Russell, Harris, Locke, Newbold	3:06.55	2013
5. Russell, Roy, Cherry, Harris	3:06.79	2014
6. Locke, Russell, Harris, Roy	3:07.26	2014
7. Buchanan, Dix, Chambers, Clark	3:07.35	2007
8. Buchanan, Navarette, Clark, Dix	3:07.41	2008
9. Buchanan, Navarette, Byram, Clark	3:07.47	2008
10. Russell, Cherry, Locke, Harris	3:07.70	2014

DISTANCE MEDLEY

1. Mulenga, Simpkins, Freire, Hall	9:33.39	2017
2. Buckingham, Buchanan, Jesensky, Lancashire	9:37.26	2007
3. Teixeira, Rose, Burton, Seddon	9:39.50	2015
4. Seddon, Roy, Butler, Mulenga	9:45.46	2016
5. Smyth, Navarette, Gibson, Forrester	9:45.80	2011
6. Hardwick, Golson, Freire, Szogi	9:46.05	2018
7. Teixeira, Rose, Butler, Seddon	9:48.36	2015
8. Seddon, Moona, Teixeira, Mulenga	9:48.37	2016
9. Buckingham, Francis, Noyes, Gunn	9:49.86	2008
10. Buckingham, Wood, Wilson, Lancashire	9:50.41	2007

BOLD - on current roster

KEY

c - converted time using USTFCCCA standardized track event conversion factors chart

a - performance came at altitude

Updated through 2018 season

Women's Outdoor All-Time Top 10

100 METERS

1. Ka'Tia Seymour	11.13	2018
2. Michelle Finn	11.20	1986
3. Brenda Cliette	11.23	1983
4. Shauna Helps	11.26	2017/18
5. Randy Givens	11.27	1984
6. Marcia Pemberton	11.29	2010
7. Tonya Carter	11.30	2000
8. Esmeralda Garcia	11.32	1985
9. Jayla Kirkland	11.34	2018
Evelyne-Cynthia Niako	11.34	2006
Teona Rodgers	11.34	2010

200 METERS

1. Randy Givens	22.31	1983
2. Marita Payne	22.62	1983
3. Ka'Tia Seymour	22.74	2018
4. Michelle Finn	22.77	1986
5. Brenda Cliette	22.81	1984
Teona Rodgers	22.81	2010
7. Candyce McGrone	22.84	2010
8. Jayla Kirkland	22.93	2018
9. Shauna Helps	22.97	2018
10. Evelyn-Cynthia Niako	22.99	2006

400 METERS

1. Marita Payne	49.91	1984
2. Kala Funderburk	51.09	2015
3. Sheryl Covington	51.85	1994
4. Brenda Cliette	51.92	1984
5. Samantha George	51.98	1999
6. Shaquania Dorsett	52.13	2017
7. Sophia Danvers	52.18	1997
8. Janet Davis	52.37	1987
9. Kim Batten	52.53	1991
10. Angela Wright	52.61	1982

800 METERS

1. Laura Gerber	2:01.39	2003
2. Susan Kujiken	2:02.24	2009
3. Hannah England	2:02.48	2008
4. Pilar McShine	2:02.89	2009
5. Erica Shepard	2:03.54	1997
6. Violah Lagat	2:04.79	2012
7. Hannah Brooks	2:04.88	2011
8. Ovrill Dwyer-Brown	2:04.90	1982
9. Sydnee Over	2:04.92	2015
10. Samantha George	2:05.14	2000

1500 METERS

1. Susan Kujiken	4:05.86	2009
2. Hannah England	4:06.19	2008*
3. Linden Hall	4:10.41	2015
4. Amanda Winslow	4:10.79	2013
5. Colleen Quigley	4:11.61	2015
6. Violah Lagat	4:13.30	2012
7. Hannah Brooks	4:14.01	2012
8. Pilar McShine	4:14.20	2010
9. Georgia Peel	4:14.40	2013
10. Natalie Hughes	4:15.72	2006

* NCAA Championship meet record

3000 STEEPLECHASE

1. Colleen Quigley	9:24.92	2015
2. Pippa Woolven	9:47.97	2014
3. Barbara Parker	9:48.82	2007

4. Astrid Leutert	9:52.15	2012
5. Lydia Willemse	10:05.36	2009
6. Bridget Blake	10:07.87	2016
7. Helen Hofstede	10:09.90	2004
8. Chelsi Woodruff	10:13.69	2015
9. Jennifer Dunn	10:14.58	2010
10. Amanda Quick	10:33.27	2009

5,000 METERS

1. Vicky Gill	15:42.40	2003
2. Kayleigh Tyerman	15:49.07	2013
3. Amanda Winslow	15:54.66	2013
4. Colleen Quigley	15:58.90	2013
5. Astrid Leutert	16:09.51	2012
6. Hannah Brooks	16:09.81	2011
7. Militsa Mircheva	16:10.96	2018
8. Jessica Parry	16:12.70	2011
9. Pasca Cheruyiot	16:13.12	2010
10. Hannah Walker	16:13.77	2014

10,00 METERS

1. Vicky Gill	32:48.63	2004
2. Hannah Walker	32:56.90	2014
3. Kayleigh Tyerman	33:20.74	2013
4. Pasca Cheruyiot	33:23.63	2010
5. Militsa Mircheva	33:33.70	2018
6. Rachel Evjen	34:01.41	2004
7. Jennifer Dunn	34:19.73	2012
8. Debbie Huss	34:37.04	2007
9. Darien Andreu	34:42.74	1981
10. Janie Regis	35:01.78	1985

100 METER HURDLES

1. Anne Zagre	12.83	2014
2. Cortney Jones	12.86	2018
3. Peta-Gay Williams	12.96	2017
4. Nicole Setterington	12.98	2016
5. Meme Jean	13.01	2016
6. Kim Batten	13.06	1991
7. Kim Jones	13.09	2003
8. Teona Rodgers	13.25	2011
9. Deanna Lane	13.34	2005
10. Melissa-Maree Farrington	13.40	2016

400 METER HURDLES

1. Kim Batten	53.98	1991
2. Sage Watson	55.97	2015
3. Tonja Brown	56.46	1982
4. Angela Wright	56.74	1983
5. Ovrill Dwyer-Brown	56.94	1983
6. Rikke Ronholt	57.30	1997
7. Radhiya Teagle	57.72	1995
8. LaKendra McCollum	57.85	2005
9. Kristin Thorne	58.06	1997
10. LaKendra McCollum	58.08	2006

HEPTATHLON

1. Grete Sadeiko	5813	2015
2. Melissa-Maree Farrington	5735	2016
3. Carmelia Shivers	5410	1991
4. Deanna Lane	5391	2005
5. Chinette Johnson	5262	2000
6. Kim Stephens	5251	1991
7. Candi Odom	4911	1991
8. Latoshia Crews	4900	1985
9. Heather LeBlanc	4775	2005
10. Karen Rademeyer	4699	2001

LONG JUMP

1. Esmeralda Garcia	21-7.5	6.59m	1986
2. Trinette Johnson	21-6	6.55	1993
3. Der'Renae Freeman	21-5.5	6.54	2016
4. Jogaile Petrokaite	21-4	6.50	2016
5. Kim Jones	21-1.75	6.47	2003
6. Amy Harris	21-1.25	6.43	2012
7. Kimberly Williams	21-0.5	6.42	2011
8. Kim Batten	20-9	6.32	1988
9. Alice Bennett	20-6	6.24	1983
10. Zuzette Mullings	20-5.25	6.23	1999

TRIPLE JUMP

1. Kimberly Williams	46-9	14.25m	2011
2. Teresa Bundy	45-3	13.75	2002
3. Esmeralda Garcia	44-10.75	13.68	1986
4. Michelle Jenije	44-7	13.59	2012
5. Latoya LaGree	44-1.25	13.44	2006
6. Alyce Williams	43-8.75	13.25	2006
7. Tiara Swanagan	43-4.25	13.21	2008
8. Kim Batten	42-6	12.95	1991
9. Amy Harris	42-0.5	12.81	2010
10. Zuzette Mullings	41-10	12.75	1998

HIGH JUMP

1. Wendy Markham	6-1.75	1.87m	1983
Holly Kelly	6-1.75	1.87	1991
3. Indianne Henry	6-0.25	1.84	1993
4. Eleonora Omoregie	5-11.5	1.82	2017
Stacy Taylor	5-10.75	1.80	2002
6. Christine Daniels	5-10	1.78	1997
7. Grete Sadeiko	5-9.25	1.76	2015
8. Carmelia Shivers	5-9	1.75	1990
9. Kiara Wright	5-8.75	1.75	2016
Michaela Steele	5-8.75	1.75	1999

SHOT PUT

1. Geneve Grange	56-8.75	17.29m	2017
2. Ieva Zaranikaite	54-4.75	16.58	2018
3. Chelsea Whalen	53-11.75	16.45	2013
4. Allyn Laughlin	53-0.75	16.17	2009
5. Sarah Reed	53-0	16.15	2007
6. Lakitta Johnson	52-7.5	16.04	2014
7. Kamorean Hayes	52-2	15.90	2009
8. Shannon Cook	51-10	15.80	1997
9. Cerenity Young	51-7.5	15.73	2003
10. Kellion Knibb	51-0.75	15.56	2017

DISCUS

1. Kellion Knibb	205-9	62.73m	2017
2. Shanice Love	191-7	58.40	2018
3. Ieva Zaranikaite	187-6	57.15	2018
4. Geneve Grange	187-1	57.02	2017
5. Sasha-Ann Lebert	182-7	55.65	2016
6. Makiba Batten	181-2	55.22	2003
7. Kamorean Hayes	163-11	49.97	2009
8. Lindsey Nelson	163-3	49.75	2005
9. Shannon Cook	162-6	49.53	1997
10. Victoria Reiman	154-1	46.97	2014

HAMMER

1. Veronika Kanuchova	216-8	66.06m	2017
2. Katja Vangsnes	205-1	62.51	2016
3. LaKeisha Mose	187-9	57.22	2000
4. Briana Cherry-Bronson	179-0	54.57	2014

5. Sarah Reed	178-8	54.46	2007
6. Sara White	172-8	52.64	2001
7. Amanda Kinney	167-11.75	51.20	2003
8. Shanea Rufus	166-10	50.86	2012
9. Cailla Coleman	166-6	50.75	2010
10. Nicole Scott	163-9	49.92	2001

POLE VAULT

1. Lacy Janson	15-0.25	4.58m	2006
2. Karly Jackson	13-5.75	4.11	2015
3. Liz Mabry	13-3.75	4.06	2011
4. Hannah Acton	13-3.50	4.05	2015
5. Nicole Breske	13-2.25	4.02	2017
6. Lauren Giffin	12-11.50	3.95	2011
7. Callie Giffin	12-9.50	3.90	2010
8. Megan Robbins	12-8.50	3.87	2001
9. Lindsay Osborn	12-8	3.86	2001
10. Madison Schmidt	12-5.5	3.80	2014
Tori Allen	12-5.5	3.80	2006

JAVELIN

1. Lauri Paredes Meza	181-0	55.17m	2018
2. Kari Keith	174-10	53.30	1990
3. Chelsea Whalen	170-10	52.08	2013
4. Cheryl Coker	167-0	50.90	1985
5. Nancy Townsend	154-9	47.18	1980
6. Karen Rademeyer	153-10	46.89	2002
7. Shannon Steele	150-4	45.82	2000
8. Rena Antanelis	149-8	45.62	1983
9. Laura Gibbons	149-6	45.58	1972
10. Grete Sadeiko	148-8	45.32	2015

4x100M RELAY

1. Wright, Payne, Cliette, Givens	42.94	1983
2. Levy, Thompson, Davis, Finn	43.19	1987
3. Kirkland, Helps, Jones, Seymour	43.33	2018
Marcus, McGrone, Jeffrey, Rodgers	43.33	2009
5. Finn, Payne, Cliette, Givens	43.54	1984
6. Harris, Pemberton, Simpson, St.Louis	43.65	2011
7. Wright, Payne, Bennett, Givens	43.73	1982
8. Garcia, Finn, Thompson, Levy	43.98	1985
9. McGrone, Pemberton, Harris, Rodgers	44.04	2010
10. Levy, Finn, Thompson, Davis	44.12	1986

4x400M RELAY

1. Davis, Cliette, Givens, Payne	3:27.72	1984
2. Givens, Cliette, Wright, Payne	3:28.46	1983
3. Wright, Dwyer-Brown, Givens, Payne	3:28.70	1982
4. Davis, Cliette, Givens, Payne	3:28.93	1984
5. Ichte, Watson, Swanepoel, Funderburk	3:29.85	2015
6. Danvers, Edwards, Embon, Ronholt	3:30.17	1997
7. Batchelor, Pettus, Smith, Williams	3:31.12	2007
8. Danvers, Embon, Shepard, Edwards	3:31.18	1996
9. Williams, Pettus, Batchelor, Niako	3:31.43	2006
10. Embon, Edwards, Shepard, Ronholt	3:31.92	1997

Bold - current member of the team

Updated through 2018 season

Women's Indoor All-Time Top 10

60 METERS

1. Tonya Carter	7.15	2000
2. Michelle Finn	7.19	1987
3. Jayla Kirkland	7.24	2018
Ka'Tia Seymour	7.24	2018
5. Marecia Pemberton	7.27	2011
6. Shauna Helps	7.28	2018
7. Marita Payne	7.29c	1984
8. Esmeralda Garcia	7.34	1981
9. Danielle Jeffery	7.38	2009
Janet Davis	7.38c	1984

200 METERS

1. Ka'Tia Seymour	22.85	2018
2. Shauna Helps	23.02	2018
3. Kala Funderburk	23.41	2015
4. Teona Rodgers	23.42	2009
5. Candyce McGrone	23.46	2010
6. Brittany St. Louis	23.68	2009
7. Yashiva Edwards	23.73	1997
8. Sheryl Covington	23.86	1993
9. Evelyn-Cynthia Niako	23.89	2006
Lisa Horton	23.89	1989

400 METERS

1. Kala Funderburk	52.26	2015
2. Samantha George	52.81	2000
3. Sage Watson	53.42a	2014
4. Brittany St. Louis	53.83	2011
5. Shaquania Dorsett	53.84	2017
6. Elizabeth Ichite	53.99	2014
7. Janet Davis	54.21	1984
8. Sheryl Covington	54.25	1994
9. Angela Wright	54.37	1981
10. Tamara Campbell	54.41	2004

800 METERS

1. Chelsea Jarvis	2:04.45	2016
2. Rikke Ronholt	2:05.84	1998
3. Violah Lagat	2:06.94	2011
4. Angela Harris	2:07.24	1991
5. Laura Gerber	2:07.32	2001
6. Madison Harris	2:07.57	2018
7. Georgia Peel	2:08.01	2013
8. Christal Washington	2:08.02	2009
9. Erica Shepard	2:08.35	1996
10. Colleen Quigley	2:08.69	2015

MILE

1. Colleen Quigley	4:29.67*	2015
2. Amanda Winslow	4:31.08	2013
3. Susan Kuijken	4:34.11	2009
4. Linden Hall	4:34.94	2014
5. Hannah England	4:35.30	2008
6. Pilar McShine	4:35.99	2010
7. Georgia Peel	4:37.21	2013
8. Hannah Brooks	4:37.87	2012
9. Natalie Hughes	4:39.17	2004
10. Bridget Blake	4:39.93	2016

* - ACC Record at David Hemery Valentine Invitational

3000 METERS

1. Susan Kuijken	8:56.27	2009
2. Amanda Winslow	9:08.13	2013
3. Pasca Cheruiyot	9:13.51	2011
4. Colleen Quigley	9:13.79	2013
5. Vicky Gill	9:14.88	2004
6. Jessica Parry	9:15.97	2013
7. Carmela Cardama Baez	9:18.20	2017
8. Hannah Brooks	9:20.11	2012
9. Astrid Leutert	9:20.94	2011
10. Linden Hall	9:22.37	2014

5000 METERS

1. Hannah Walker	15:58.15	2014
2. Vicky Gill	16:00.62	2004
3. Pasca Cheruiyot	16:05.36	2011
4. Militsa Mircheva	16:07.12	2018
5. Carmela Cardama Baez	16:07.49	2017
6. Pippa Woolven	16:08.93	2014
7. Kayleigh Tyerman	16:12.17	2013
8. Rachel Evjen	16:19.19	2004
9. Jennifer Dunn	16:33.00	2012
10. Christine Griggs	16:52.77	2016

60 METER HURDLES

1. Cortney Jones	8.02	2018
2. Teona Rodgers	8.07	2009
3. Meme Jean	8.08	2016
4. Peta-Gay Williams	8.15	2017
5. Anne Zagre	8.21	2013
Kim Jones	8.21	2003
7. Nicole Setterington	8.28	2017
Carolyn Faison	8.28c	1982
9. Melissa-Maree Farrington	8.34	2016
10. Kim Batten	8.46c	1989

PENTATHLON

1. Grete Sadeiko	4105	2015
2. Melissa-Maree Farrington	4086	2016
3. Deanna Lane	3751	2005
4. Alejandra Martinez	3620	2015
5. Margaret Moynihan	3432	1981
6. Ewa Marcinkiewicz	3405	2013
7. Heather LeBlanc	3256	2005
8. Valerie Flournoy	3108	2008
9. Maryke Brits	3076	2014
10. Sara Mackey	3053	2010

LONG JUMP

1. Sonya Blades	6.61m	21-8.50	1990
2. Kim Williams	6.55	21-6	2011
3. Trinetta Johnson	6.45	21-2	1993
4. Amy Harris	6.43	21-1.25	2011
5. Esmeralda Garcia	6.40	21-0	1986
6. Jogaile Petrokaite	6.38	20-11.25	2017
Der Renae Freeman	6.38	20-11.25	2016
8. Kim Jones	6.35	20-10	2002
9. Alice Bennett	6.20	20-4	1981
10. Michelle Finn	6.13	20-1.25	1986

TRIPLE JUMP

1. Kim Williams	14.23m	46-8.25	2010
2. Michelle Jenije	13.54	44-5.25	2012
3. Esmeralda Garcia	13.51	44-4	1985
4. Alyce Williams	13.31	43-8	2007
5. Tiara Swanagan	13.21	43-4.25	2009
6. Latoya Legree	13.10	42-11.75	2006
7. Amy Harris	12.81	42-0.50	2010
8. Zuzette Mullings	12.75	41-10	1998
9. Izehi Ileso	12.74	41-9.5	2014
10. Kim Batten	12.71	41-8.50	1988

HIGH JUMP

1. Eleonora Omoregie	1.88m	6-2	2017
2. Holly Kelly	1.85	6-1	1990
3. Wendy Markham	1.82	6-0	1983
4. Stacey Taylor	1.80	5-10.75	2002
5. Iddianne Henry	1.78	5-10	1994
6. Kiara Wright	1.74	5-8.50	2015
7. Grete Sadeiko	1.73	5-8	2014
Carolyn Faison	1.73	5-8	1982
9. Melissa-Maree Farrington	1.72	5-7.25	2017
10. Safia Morgan	1.70	5-7	2017
Danielle Williams	1.70	5-7	2011
Tiara Swanagan	1.70	5-7	2009

POLE VAULT

1. Lacy Janson	4.50m	14-9	2006
2. Liz Mabry	4.05	13-3.50	2010
3. Hannah Acton	3.99	13-1	2015
4. Karly Jackson	3.97	13-0.25	2014
5. Lauren Giffin	3.91	12-10	2012
6. Nicole Breske	3.85	12-7.50	2018
7. Lindsay Osborn	3.84	12-7.25	2001
8. Madison Schmidt	3.82	12-6.25	2015
9. Tori Allen	3.81	12-6	2008
10. Megan Robbins	3.80	12-5.50	2002

SHOT PUT

1. Gleneve Grange	17.24m	56-6.75	2018
2. Kamorean Hayes	16.29	53-5.50	2008
3. Chelsea Whalen	16.27	53-4.50	2014
4. Kellion Knibb	16.01	52-6.25	2014
5. Ieva Zarankaite	15.97	52-4.75	2018
6. Cerenity Young	15.73	51-7.25	2003
7. Lakitta Johnson	15.58	51-1.50	2015
8. Allyn Laughlin	15.45	51-8.25	2010
9. Shannon Cook	15.01	49-3	1997
10. Amanda Kinney	14.69	48-2.50	2002

WEIGHT THROW

1. Briana Cherry-Bronson	20.98m	68-10	2014
2. Sasha-Ann Lebert	20.96	68-9.25	2016
3. Lakitta Johnson	20.15	66-1.50	2015
4. Lakeisha Mose	19.02	62-5	1998
5. Cailla Coleman	18.19	59-8.25	2010
6. Veronika Kanuchova	17.63	57-10.25	2017
7. Katja Vangsnes	16.91	55-5.75	2015
8. Sarah Reed	16.85	55-3.50	2006
Amanda Kinney	16.85	55-3.50	2003
10. Chalencia Seay	16.49	54-1.25	2007

4x400 RELAY

1. Danvers, Embom, Edwards, Shepard	3:33.59	1996
2. Swanepoel, Funderburk, Pierce, Watson	3:35.26	2015
3. Swanepoel, Funderburk, Watson, Jarvis	3:35.41	2015
4. Aa. Williams, Ae Williams, Richemond, Niako	3:35.92	2006
5. Danvers, Embom, Shepard, Edwards	3:36.36	1997
6. Davis, Levy, Dwyer-Brown, Cletie	3:37.47	1984
7. Richemond, St. Louis, Batchelor, Smith	3:38.13	2008
8. Chandler, Funderburk, Watson, Pierce	3:39.25	2015
9. Mayhue, Norwood, Johnson, Ronholt	3:39.58	1998
10. Funderburk, Over, Pierce, Swanepoel	3:39.77	2015

DISTANCE MEDLEY

1. Winslow, Watson, Peel, Quigley	10:57.41	2013*
2. Parry, Watson, Peel, Quigley	11:00.78	2013
3. Hall, Ichite, Peel, Quigley	11:01.59	2014
4. Jarvis, Swanepoel, Over, Quigley	11:04.53	2015
5. Brooks, Pierce, Worden, Winslow	11:08.17	2012
6. Peel, Swanepoel, Over, Quigley	11:09.82	2015
7. England, Batchelor, Willems, Kuijken	11:11.03	2008
8. Snow, Smith, Willems, Kuijken	11:12.96	2009
9. Peel, Dorsett, Jarvis, Blake	11:13.34	2016
10. Hughes, Richemond, Parker, Kuijken	11:16.82	2006

* - ACC Championship & ACC Record

KEY

c - converted time using USTFCCA standardized track event

conversion factors chart

a - performance came at altitude

BOLD - on current roster

Updated through 2018 season