

IN REVIEW

1988-89 STATISTICS AND RESULTS

1988-89 FINAL LADY SEMINOLE BASKETBALL STATISTICS

NAME	GP-GS	MIN/AV	3 point					Rebounds											PF-DQ	PTS/AVG	HIGH
			FGM-FGA	FG%	FGM-FGA	FG%	FTM-FTA	FT%	OFF	DEF	TOT/AVG	HIGH	AST	STEAL	BLK	TO					
BURNETT, Bev	23-19	581/25	139-311	.447	0-0	.000	87-133	.654	56	43	99/4.3	14	35	24	2	49	51-1	365/15.9	31		
DAVIS, Chris	27-19	716/27	151-303	.498	0-0	.000	41-70	.586	39	89	128/4.7	11	76	56	12	83	78-3	343/12.7	28		
BURNS, Wanda	27-13	648-24	138-295	.468	0-2	.000	31-52	.596	36	44	80/3.0	8	92	36	0	89	58-2	307/11.4	22		
STOREY, Robin	27-2	602/22	77-185	.416	47-99	.475	29-42	.690	12	42	54/2.0	8	64	31	0	56	40-0	230/8.5	24		
COLLINS, Debra	26-19	650/25	87-159	.547	0-0	.000	31-60	.517	58	87	145/5.6	13	5	13	4	25	34-0	205/7.9	20		
HARVIS, Aline	27-12	633/23	77-139	.554	0-0	.000	47-67	.701	52	66	118/4.4	10	9	20	0	47	78-2	201/7.4	24		
LARDIE, Maria	27-17	454/17	63-158	.399	0-0	.000	18-36	.500	42	60	102/3.8	10	7	24	17	39	68-1	144/5.3	11		
CORN, Robin	27-25	568/21	55-111	.495	0-1	.000	15-21	.714	19	49	68/2.5	6	75	44	1	56	50-0	125/4.6	12		
THOMAS, Karen	22-3	239/11	34-76	.447	0-0	.000	16-25	.640	31	36	67/3.0	14	4	14	3	15	26-0	84/3.8	13		
TEST, Kelli	22-0	95/4	15-42	.357	9-27	.333	4-6	.667	5	8	13/0.6	2	15	6	0	19	21-0	43/2.0	7		
FOWLER, Tanya	7-0	29/4	3-6	.500	0-0	.000	7-8	.875	4	2	6/0.9	2	2	1	0	5	3-0	13/1.9	8		
GRIMES, Sarah	21-6	154/7	11-26	.423	0-0	.000	5-9	.556	9	14	23/1.1	4	2	1	3	8	18-0	27/1.3	5		
HODGE, Shannon	8-0	22/3	1-2	.500	0-0	.000	1-4	.250	2	4	6/0.8	2	0	0	1	2	5-0	3/0.4	2		
LOPEZ, Luz	4-0	9/2	0-0	.000	0-0	.000	0-1	.000	0	0	0/0.0	0	1	2	0	1	0-0	0/0.0	0		

FLORIDA STATE	5400	851-1813	.469	56-129	.434	332-534	.622	365	544	993/36.8	387	272	43	494	530-9	2090/77.4
OPPONENTS	5400	788-1695	.465	53-128	.414	367-565	.661	386	620	1084/40.1	381	237	79	617	492-9	1996-73.9

TEAM REBOUNDS: ALL GAMES (FSU-84, OPP-78) DEAD BALL REBOUNDS: ALL GAMES (FSU-98, OPP-84)

METRO CONFERENCE STATISTICS

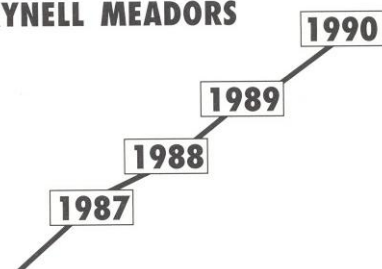
NAME	GP-GS	MIN/AV	3 Point					Rebounds											PF-DQ	PTS/AVG	HIGH
			FGM-FGA	FG%	FGM-FGA	FG%	FTM-FTA	FT%	OFF	DEF	TOT/AVG	HIGH	AST	STEAL	BLK	TO					
BURNETT, Bev	12-9	307/26	65-159	.409	0-0	.000	40-58	.690	28	18	46/3.8	7	17	9	1	23	29-1	170/14.2	31		
DAVIS, Chris	13-8	346/27	63-127	.496	0-0	.000	18-31	.581	14	45	59/4.5	11	30	20	5	39	32-2	144/11.1	20		
BURNS, Wanda	13-8	306/24	54-122	.443	0-0	.000	12-25	.480	21	17	38/2.9	6	32	12	0	49	28-1	120/9.2	16		
STOREY, Robin	13-0	283/22	33-83	.398	21-46	.457	14-19	.737	4	15	19/1.5	5	28	10	0	25	19-0	101/7.8	22		
HARVIS, Aline	13-2	308/24	37-63	.587	0-0	.000	27-37	.730	21	25	46/3.5	9	0	13	0	22	31-0	101/7.8	24		
COLLINS, Debra	13-13	332/26	38-66	.576	0-0	.000	10-25	.400	25	51	76/5.8	13	5	8	1	15	14-0	86/6.6	13		
LARDIE, Maria	13-11	246/19	33-93	.355	0-0	.000	8-14	.571	30	29	59/4.5	10	3	9	7	15	33-0	74/5.7	11		
CORN, Robin	13-13	269/21	27-51	.529	0-1	.000	3-7	.429	4	28	32/2.5	6	39	22	0	25	23-0	57/4.4	10		
THOMAS, Karen	10-1	86/9	15-25	.600	0-0	.000	6-10	.600	11	17	28/2.8	14	1	6	1	6	9-0	36/3.6	12		
TEST, Kelli	10-0	44/4	6-19	.316	3-12	.250	2-2	1.000	3	4	7/0.7	2	8	2	0	9	8-0	17/1.7	6		
FOWLER, Tanya	3-0	13/4	0-1	.000	0-0	.000	2-2	1.000	1	1	2/0.7	1	2	0	0	4	1-0	2/0.7	2		
GRIMES, Sarah	9-0	47/5	2-7	.286	0-0	.000	2-3	.667	2	5	7/0.8	3	0	1	1	2	4-0	6/0.7	2		
HODGE, Shannon	4-0	13/3	0-0	.000	0-0	.000	1-2	.500	2	1	3/0.8	2	0	0	0	2	3-0	1/0.3	1		

FLORIDA STATE	2600	373-816	.457	24-59	.407	145-235	.617	166	256	451/34.7	165	112	16	236	234-4	915/70.4
OPPONENTS	2600	377-798	.472	30-72	.417	159-242	.657	179	298	507/39.0	183	123	29	252	227-3	943/72.5

TEAM REBOUNDS: METRO GAMES (FSU-29, OPP-30) DEAD BALL REBOUNDS: METRO GAMES (FSU-46, OPP-33)

FLORIDA STATE'S IMPROVEMENT IN THREE SEASONS WITH MARYNELL MEADORS

	1986-87	1987-88	1988-89
Field Goal Percentage	.380	.433	.469
Free Throw Percentage	.580	.659	.622
Rebounds Per Game	45.7	41.4	36.8
Assists	268	297	387
Steals	341	243	272
Turnover Margin	-0.8	-0.3	+4.6
Total Points	1833	1980	2090
Overall Record	9-19	9-18	16-11



1988-89 STATISTICS AND RESULTS

FLORIDA STATE HIGHS/LOWS 1988-89

**Florida State's
105 points
scored against
Georgia
Southern on
December 3,
1988,
established
a new school
record.**

	FSU	OPPONENT
Most FG Made	47, vs. Georgia Southern	42, South Carolina (1)
Fewest FG Made	16, vs. Cincinnati (1) & (3)	22, UNC-Asheville
Most FG Attempted	91, vs. Central Michigan and Miami (1)	72, South Carolina (1), Louisville (2)
Fewest FG Attempted	49, vs. Cincinnati (2)	46, Virginia Tech (2)
High FG Percentage	58.8 vs. Georgia Southern	59.6, South Carolina (2)
Low FG Percentage	29.1, vs. Cincinnati (3)	37.8, Alabama
Most 3-pt FG Made	6, vs. Alabama-Birmingham (2) and Memphis State	7, Virginia Tech (1)
Most 3-pt FG Attempted	11, vs. Alabama-Birmingham	15, Virginia Tech (1)
Most FT Made	26, vs. Howard	25, South Florida (2)
Fewest FT Made	4, vs. South Carolina (2)	8, Southern Miss. (1)
High FT Percentage	88.9, vs. Alabama-Birmingham	86.4, Georgia Southern
Low FT Percentage	31.6, vs. Louisville (1)	47.1, Southern Miss. (1)
High Rebounds	54, vs. Central Michigan and UNC-Asheville	53, Miami (2), Louisville (1)
Low Rebounds	23, vs. South Florida (1)	30, UNC-Asheville
Personal Fouls	28, vs. Southern Miss. (2)	28, Howard
Low Personal Fouls	13, vs. Memphis State (2)	10, South Carolina (2)
High Point Total	105, vs. Georgia Southern (*)	99, South Carolina (2)
Low Point Total	45, vs. Cincinnati	57, Cincinnati (2) & (3)
High Assists	31, vs. Central Michigan (*)	25, Central Michigan
Low Assists	4, vs. Alabama	6, Howard
High Turnovers	28, vs. Georgia	37, Howard
Low Turnovers	7, vs. Virginia Tech (2)	12, South Carolina (2)
Blocks	4, on three occasions	7, Miami (1) and Georgia
Steals	19, vs. Howard	17, Georgia

(*) indicates new school record

1988-89 FLORIDA STATE INDIVIDUAL HIGHS

FG Made	13, Davis vs. Georgia Southern	14, Wilkins, Howard
FG Attempted	22, Davis vs. Georgia Southern	19, Five players
FT Made	8, Burnett vs. Alabama and South Florida (2)	11, Sallade, Va Tech (2)
FT Attempted	11, Burnett vs. Alabama	13, Handsome, Alabama-Birmingham
		Sallade, Virginia Tech (2)
Points	31, Burnett vs. Southern Miss. (1)	33, Blake, Georgia Southern
Rebounds	14, Burnett vs. UNC-Asheville and Thomas vs. Southern Miss (2)	23, Landrum, Louisville
Assists	10, Burns vs. Howard	13, Ratledge, Florida
Turnovers	7, Three players	11, Washington, Florida
Blocks	3, Lardie vs. Alabama-Birmingham	4, Three players
Steals	7, Davis vs. Howard	7, Green, Georgia

IN REVIEW 1988-89 STATISTICS AND RESULTS

1988-89 FLORIDA STATE TEAM GAME-BY-GAME TOTALS

GAME	FGM-FGA	PCT	FTM-FTA	PCT	REB	PF-DQ	POINTS	AST	TO	BS	S
CENTRAL MICHIGAN FLORIDA STATE	28-61 45-91	45.9 49.5	20-29 9-15	69.0 60.0	35 54	15-1 27-0	35-43 50-50	25 31	27 13	6 4	3 14
MIAMI FLORIDA STATE	38-66 37-91	57.6 40.7	18-29 7-13	62.1 53.8	52 38	13-0 25-0	49-47 39-46	20 22	26 17	7 3	2 10
UNC-ASHEVILLE FLORIDA STATE	22-54 41-82	40.7 50.0	12-23 16-30	52.2 53.3	30 54	25-1 27-0	29-29 43-56	7 10	35 17	3 2	5 16
GEORGIA SOUTHERN FLORIDA STATE	29-61 47-80	47.5 58.8	19-22 10-14	86.4 71.4	43 33	15-0 20-0	42-36 50-55	14 21	30 16	4 1	8 18
MIAMI FLORIDA STATE	35-67 34-71	52.2 47.8	16-28 9-16	57.1 56.3	53 26	18-0 26-1	40-48 38-41	13 21	24 16	2 2	8 7
FLORIDA FLORIDA STATE	25-58 22-66	43.0 33.3	11-19 15-29	57.9 51.7	43 43	23-2 18-0	29-34 27-33	22 11	36 22	3 2	7 15
STETSON FLORIDA STATE	28-60 29-74	46.7 39.2	8-16 10-18	50.0 55.6	36 48	21-0 19-0	30-34 33-37	12 12	22 16	3 2	7 6
ALABAMA-BIRMINGHAM FLORIDA STATE	24-57 35-79	42.1 44.3	16-25 8-9	64.0 88.9	37 46	13-0 19-0	33-35 39-45	18 21	21 17	1 4	7 9
SOUTHERN MISS. FLORIDA STATE	33-67 31-66	49.3 47.0	8-17 16-22	47.1 72.7	40 34	21-0 16-0	41-34 38-40	11 11	23 22	0 2	13 10
MEMPHIS STATE FLORIDA STATE	31-68 39-74	45.6 52.7	13-21 16-24	61.9 66.7	33 50	19-0 18-0	35-40 53-42	9 17	21 23	1 2	14 17
CINCINNATI FLORIDA STATE	25-50 16-53	50.0 30.2	14-18 12-16	77.8 75.0	40 27	20-0 20-0	28-38 17-28	14 6	21 17	1 1	10 9
LOUISVILLE FLORIDA STATE	27-67 29-71	40.3 40.8	9-12 6-19	75.0 31.6	53 41	18-1 16-0	39-25 31-34	16 18	29 21	4 1	7 17
VIRGINIA TECH FLORIDA STATE	25-67 29-65	37.3 44.6	11-21 8-15	52.4 53.3	47 36	14-0 19-0	34-34 35-32	15 19	20 17	3 2	2 3
SOUTH CAROLINA FLORIDA STATE	42-72 36-67	58.3 53.7	12-18 7-16	66.7 43.8	42 29	18-0 20-1	45-54 44-38	21 10	16 17	4 0	11 8
SOUTH FLORIDA FLORIDA STATE	31-67 36-65	46.3 55.4	12-18 11-18	67.0 61.1	47 23	15-0 17-0	34-40 44-41	8 16	24 11	0 0	6 5
VIRGINIA TECH FLORIDA STATE	23-46 30-63	50.0 48.0	16-22 7-12	73.0 58.0	35 26	15-1 15-0	34-32 25-44	9 11	17 7	0 0	4 8
ALABAMA FLORIDA STATE	28-74 25-54	37.8 46.3	13-19 18-27	66.7 66.7	48 29	18-1 19-2	34-36 28-40	12 4	20 20	1 2	7 8
SOUTHERN MISS. FLORIDA STATE	29-68 29-70	42.6 41.3	24-33 7-11	72.7 63.6	45 46	16-0 28-2	44-40 41-25	23 16	22 26	5 3	15 3
HOWARD FLORIDA STATE	33-67 37-63	49.0 59.0	6-11 26-34	55.0 77.0	36 34	28-1 17-0	34-39 43-58	6 19	37 26	3 1	18 19
FLORIDA A&M FLORIDA STATE	26-72 27-62	36.1 43.5	13-19 19-30	68.4 63.3	45 46	23-0 18-0	37-31 38-37	12 11	23 26	4 2	11 16
CINCINNATI FLORIDA STATE	23-56 23-49	41.0 47.0	9-12 16-26	75.0 62.0	32 33	21-2 14-0	32-25 24-38	13 5	16 14	4 1	8 7
LOUISVILLE FLORIDA STATE	30-72 32-57	42.0 56.0	14-25 15-20	56.0 75.0	33 41	18-0 20-0	31-45 44-38	9 14	14 26	0 1	14 4
GEORGIA FLORIDA STATE	34-65 29-61	52.3 47.5	19-24 8-19	79.2 42.1	40 34	16-0 20-1	40-50 35-35	17 5	23 28	7 0	17 11
SOUTH CAROLINA FLORIDA STATE	31-52 30-68	59.6 44.0	12-20 4-8	60.0 50.0	32 31	10-0 20-1	36-70 35-33	12 8	12 14	0 0	7 3
SOUTH FLORIDA FLORIDA STATE	30-68 34-58	44.1 58.6	25-31 21-27	80.6 77.8	36 30	22-0 24-1	37-48 42-52	12 19	17 16	6 2	8 6
MEMPHIS STATE FLORIDA STATE	36-65 33-58	55.4 56.9	5-9 17-27	55.6 63.0	33 28	19-0 13-0	42-38 46-43	19 19	17 15	2 1	6 6
CINCINNATI FLORIDA STATE	22-48 16-55	45.8 29.1	12-14 14-19	85.7 73.7	42 29	18-0 15-0	33-24 24-23	12 8	24 20	5 1	12 16

The Lady Seminoles shot a season-high 59% from the floor in its 101-67 win over Howard on February 6, 1989.

1988-89 STATISTICS AND RESULTS

1988-89 FLORIDA STATE INDIVIDUAL POINTS/REBOUNDS GAME-BY-GAME

OPPONENT	BRNT	BURN	COLL	CORN	DAV	GRMS	HARV	LARD	STOR	TST	THOM	FOWL	HOD	LOP
Central Michigan	22/8	14/5	12/5	4/6	24/3	3/4	6/8	6/2	0/0	5/0	2/6	0/2	2/1	0/0
Miami	14/5	16/2	12/7	2/0	14/6	4/1	4/6	0/3	14/0	3/0	2/1	DNP	DNP	DNP
UNC-Asheville	19/4	14/4	4/5	4/3	21/6	1/4	8/2	9/2	5/2	0/0	6/4	8/2	0/2	0/0
Georgia Southern	27/4	12/2	6/2	4/2	28/6	2/1	10/7	4/1	7/2	0/0	4/2	1/0	0/0	0/0
Miami	DNP	15/3	6/2	7/1	12/4	5/1	7/7	9/1	7/2	7/1	4/4	DNP	DNP	DNP
Florida	11/3	12/4	4/4	0/2	11/6	0/0	2/7	8/5	9/1	0/0	3/4	DNP	DNP	DNP
Stetson	DNP	11/8	13/7	4/3	11/4	2/1	6/4	9/6	5/4	5/2	4/7	DNP	DNP	DNP
Alabama-Birmingham	DNP	6/3	14/10	6/1	16/4	2/2	8/7	6/3	24/8	0/1	2/4	DNP	DNP	DNP
Southern Miss.	31/2	12/5	4/4	5/3	14/7	DNP	8/3	4/3	0/2	DNP	0/1	DNP	DNP	DNP
Memphis State	10/6	9/3	5/5	10/6	11/4	0/0	24/5	11/8	3/0	0/2	12/6	0/1	0/1	DNP
Cincinnati	5/1	4/0	7/8	4/4	3/6	2/0	3/1	6/2	4/1	5/1	0/1	2/0	DNP	DNP
Louisville	6/3	16/6	7/8	4/1	16/11	2/0	9/4	0/0	3/3	0/0	2/2	DNP	DNP	DNP
Virginia Tech	DNP	12/6	0/2	9/2	8/2	0/2	12/2	6/8	13/5	6/2	DNP	DNP	1/2	DNP
South Carolina	12/3	10/3	12/4	2/1	17/9	0/0	10/3	5/2	14/2	0/0	DNP	DNP	0/0	DNP
South Florida	18/1	22/1	DNP	8/2	13/7	2/0	5/2	2/4	15/5	DNP	DNP	DNP	DNP	DNP
Virginia Tech	13/6	14/3	10/8	8/1	4/1	DNP	6/2	0/3	10/1	0/0	4/0	DNP	DNP	DNP
Alabama	24/2	11/1	1/1	11/6	15/5	0/0	3/2	3/9	0/1	DNP	DNP	DNP	DNP	DNP
Southern Miss.	10/2	14/4	10/3	2/4	9/1	0/1	4/6	4/8	0/1	3/0	10/14	DNP	0/0	DNP
Howard	17/3	13/3	2/2	12/1	10/5	0/0	19/10	6/5	4/0	0/0	13/3	2/0	0/0	0/0
Florida A&M	15/6	12/3	17/9	0/2	5/4	DNP	9/7	2/0	13/4	0/1	2/2	DNP	DNP	DNP
Cincinnati	18/7	4/2	2/7	4/3	15/1	0/0	7/4	4/2	4/1	DNP	4/4	DNP	DNP	DNP
Louisville	18/3	7/0	13/13	3/0	6/3	2/3	8/9	8/5	10/1	3/1	4/0	0/1	DNP	DNP
Georgia	4/1	10/0	20/11	4/3	11/4	DNP	3/2	4/2	11/2	3/0	0/0	DNP	DNP	DNP
South Carolina	19/5	4/1	4/3	0/3	14/4	DNP	3/5	10/6	14/0	0/1	0/0	DNP	DNP	DNP
South Florida	24/6	19/3	8/4	2/4	8/5	0/0	10/1	2/0	15/4	0/0	6/2	DNP	DNP	DNP
Memphis State	20/4	6/3	6/7	2/1	20/4	0/1	4/2	9/2	22/2	DNP	DNP	DNP	DNP	DNP
Cincinnati	8/2	8/2	6/4	4/3	7/6	DNP	3/0	7/10	4/0	0/0	0/0	DNP	DNP	DNP



Metro Conference Tournaments



Year	Site	Champion	Outstanding Player
1979-80	Tallahassee, FL	Louisville	Betty Booker, Memphis State
1980-81	New Orleans, LA	Louisville	Stephanie Edwards, Louisville
1981-82	Memphis, TN	Memphis State	Regina Street, Memphis State
1982-83	Louisville, KY	Louisville	Janet McNew, Louisville
1983-84	Cincinnati, OH	Louisville	Stephanie Edwards, Louisville
1984-85	Hattiesburg, MS	Memphis State	Portland McCaskill, Southern Miss.
1985-86	Columbia, SC	South Carolina	Brantley Southers, South Carolina
1986-87	Blacksburg, VA	Southern Miss.	Lesha Franklin, Southern Miss.
1987-88	Tallahassee, FL	South Carolina	Martha Parker, South Carolina
1988-89	Memphis, TN	South Carolina	Beth Hunt, South Carolina

1988-89 STATISTICS AND RESULTS

1988-89 HONORS

BEV BURNETT

All-Tournament Team — Lady Sunshine Classic
 Most Outstanding Performer — Tallahassee Hilton Classic
 Metro Conference Women's Basketball Player of the Week
 First Team All-Metro Conference
 American Women's Sports Federation All-America (Third team)
 Metro Conference Commissioner's List for Academic Excellence
 Metro Conference Medallion Winner
 National Scouting Association — Certificate of Recognition

WANDA BURNS

All-Tournament Team — Tallahassee Hilton Classic
 Metro Conference All-Rookie Team

CHRIS DAVIS

All-Tournament Team — Lady Sunshine Classic
 All-Tournament Team — Tallahassee Hilton Classic
 Second Team All-Metro Conference
 Metro Conference Commissioner's List for Academic Excellence

LUZ LOPEZ

Metro Conference Commissioner's List for Academic Excellence


ROBIN STOREY

Second in final Metro Conference Rankings in three-point field goal percentage
 Metro Conference Commissioner's List for Academic Excellence

1989 Commissioner's List...



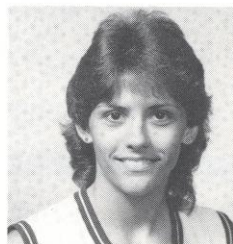
Bev Burnett



Chris Davis



Luz Lopez



Robin Storey

COMMISSIONER'S LIST

Each year Metro Conference commissioner Ralph McFillen honors Metro athletes that have excelled in both academics and athletics. The following Lady Seminole basketball players have been named to this honor roll since the 1984-85 academic year:


Maurine Martin 1985	Terri McCarty 1986, 1987, 1988	Chris Davis 1989
Celia Slater 1985	Sarah Hall 1986, 1987, 1988	Luz Lopez 1989
Penny Stone 1985	Bev Burnett 1989	Robin Storey 1989

BENJAMIN "BUZZ" NARBUT AWARD

Presented annually to the Lady Seminole Basketball player that exhibits outstanding character, dedication, and desire. Named after Benjamin "Buzz" Narbut, former FSU assistant coach who was killed in a tragic automobile accident in 1984.

1984 - LeeVayn Oliver	1987 - Terri McCarty
1985 - Celia Slater	1988 - Jan Piatnik
1986 - Penny Stone	1989 - Robin Corn

1989 Buzz Narbut Award Winner...



Robin Corn

CRAWFISH CLASSIC

November 24-25
Baton Rouge, LA

First Round Games:

FSU vs. South Alabama
LSU vs. George Washington

University of South Alabama



Nickname: Jaguars
Head Coach: Charles Branum
Record at School/Years: 150-83/8 years
Career Record/Years: 150-83/8 years
Coaches Phone: (205)460-7121
SID Contact for Women's
Basketball: TBA
SID Office Phone: (205)460-7035
1988-89 Record: 18-11
Series Record with Florida State: 3-4
Letterwinners Returning/Lost: 5/6
Starter Returning/Lost: 4/1
Top Returning Scorer: Adrian Vickers,
16.3 ppg
Top Returning Rebounder:
Adrian Vickers, 9.9 rpg

Louisiana State University



Nickname: Lady Tigers
Head Coach: Sue Gunter
Record at School/Years: 147-59/7 years
Career Record/Years: 413-147/25 years
Coaches Phone: (504)388-6643
SID Contact for Women's
Basketball: Tammy Broz
SID Office Phone: (504)388-8226
1988-89 Record: 19-11
Series Record with Florida State: First meeting
Letterwinners Returning/Lost: 11/4
Starter Returning/Lost: 4/1
Top Returning Scorer: April Delley, 20.1 ppg
Top Returning Rebounder: April Delley,
9.4 rpg

George Washington University



Nickname: Colonials
Head Coach: TBA
Record at School/Years: First year
Career Record/Years: First year
Coaches Phone: (202)994-7490
SID Contact for Women's
Basketball: Brad Bower
SID Office Phone: (202)994-6654
1988-89 Record: 9-19
Series Record with Florida State: First meeting
Letterwinners Returning/Lost: 9/4
Starter Returning/Lost: 3/2
Top Returning Scorer: Karen Vadelund,
15.8 ppg
Top Returning Rebounder: Kristin McArdle,
7.5 rpg

TALLAHASSEE HILTON CLASSIC

December 1-2
Tully Gym, Tallahassee, FL

First Round Games:

UNC-Charlotte vs. Stetson
FSU vs. Mississippi State

UNC - Charlotte



Nickname: Lady 49ers
Head Coach: Ed Baldwin
Record at School/Years: 12-16/1 year
Career Record/Years: 12-16/1 year
Coaches Phone: (704)547-4953
SID Contact for Women's
Basketball: Thomas E. Whitestone
SID Office Phone: (704)547-4918
1988-89 Record: 12-16
Series Record with Florida State: First meeting
Letterwinners Returning/Lost: 5/4
Starter Returning/Lost: 3/2
Top Returning Scorer: Micah Bingeman,
13.7 ppg
Top Returning Rebounder: Teresa Bowlin,
6.3 rpg

Mississippi State University



Nickname: Lady Bulldogs
Head Coach: Jerry Henderson
Record at School/Years: First year
Career Record/Years: First year
Coaches Phone: (601)325-2722
SID Contact for Women's
Basketball: TBA
SID Office Phone: (601)325-2703
1987-88 Record: 12-16
Series Record with Florida State: 2-0, FSU trails
Letterwinners Returning/Lost: 9/1
Starter Returning/Lost: 5/0
Top Returning Scorer: Sophie Ratliff,
12.6 ppg
Top Returning Rebounder: Sophie Ratliff,
8.3 rpg

Stetson University




Nickname: Lady Hatters
Head Coach: Nancy Nichols
Record at School/Years: 78-66/5 years
Career Record/Years: 78-66/5 years
Coaches Phone: (904)734-4121, ext. 555
SID Contact for Women's
Basketball: Ted Gumbart
SID Office Phone: (904)734-4121, ext. 632
1988-89 Record: 18-11
Series Record with Florida State: 3-7
Letterwinners Returning/Lost: 7/4
Starter Returning/Lost: 2/3
Top Returning Scorer: Sally Bunyard, 15.5 ppg
Top Returning Rebounder: Sarah Foley,
9.4 rpg

LADY SEMINOLE OPPONENTS

University of Alabama

Away - Dec. 6



Nickname: Crimson Tide
Head Coach: Rick Moody
Record at School/Years: First year
Career Record/Years: First year as collegiate head coach
Coaches Phone: (205) 348-6161
SID Contact for Women's
Basketball: Becky Hopf
SID Office Phone: (205) 348-6084
1988-89 Record: 14-15
Series Record with Florida State: 4-2, FSU trails
Letterwinners Returning/Lost: 12/1
Starter Returning/Lost: 6/1
Top Returning Scorer: Laura Heard, 12.0 ppg
Top Returning Rebounder: Laura Heard, 10.0 rpg

Stetson University

Away: Dec. 18
(see information under Crawfish Classic)

Appalachian State University

Home - Dec. 30



Nickname: Lady Mountaineers
Head Coach: Linda Robinson
Record at School/Years: 99-43/5 years
Career Record/Years: 200-80/10 years
Coaches Phone: (704) 262-3080
SID Contact for Women's
Basketball: John Weaver
SID Office Phone: (704) 262-3080
1988-89 Record: 19-8
Series Record with Florida State: 1-0, FSU trails
Letterwinners Returning/Lost: 6/4
Starter Returning/Lost: 2/4
Top Returning Scorer: Glenda Cunningham, 10.0 ppg
Top Returning Rebounder: Shannon Thomas, 7.4 rpg

Georgia Southern College

Away: Jan. 4



Nickname: Lady Eagles
Head Coach: Drema Greer
Record at School/Years: 39-20/Two years
Career Record/Years: 85-35/Four years
Coaches Phone: (912) 681-5849
SID Contact for Women's
Basketball: Jim Stephan
SID Office Phone: (912) 681-5239
1988-89 Record: 18-12
Series Record with Florida State: 4-2, FSU trails
Letterwinners Returning/Lost: 4/5
Starter Returning/Lost: 3/2
Top Returning Scorer: Tracy Wilson, 14.2 ppg
Top Returning Rebounder: Tracy Wilson, 6.5 rpg

Virginia Tech

Away - Jan. 6
Home - Feb. 3



Nickname: Lady Hokies
Head Coach: Carol Alfano
Record at School/Years: 155-154/11 years
Career Record/Years: 169-160/11 years
Coaches Phone: (703) 231-5037
SID Contact for Women's
Basketball: Mark Owens
SID Office Phone: (703) 231-6726
1987-88 Record: 16-13
Series Record with Florida State: 8-6, FSU trails
Letterwinners Returning/Lost: 7/2
Starter Returning/Lost: 4/1
Top Returning Scorer: Amy Byrne, 15.0 ppg
Top Returning Rebounder: Missy Sallade, 8.7 rpg

Tulane

Home: Jan. 8
Away: Feb. 5



Nickname: Green Wave
Head Coach: Joline Matsunami
Record at School/Years: 55-56/4 Years
Career Record/Years: 55-56/4 Years
Coaches Phone: (504) 865-5501
SID Contact for Women's
Basketball: Lenny VanGilder
SID Office Phone: (504) 865-5505
1988-89 Record: 14-13
Series Record with Florida State: 7-6, FSU trails
Letterwinners Returning/Lost: 6/5
Starter Returning/Lost: 2/3
Top Returning Scorer: Carmen Jones, 19.9 ppg
Top Returning Rebounder: Carmen Jones, 6.4 rpg

University of Florida

Home - Jan. 10



Nickname: Lady Gators
Head Coach: Carol Higginbottom
Record at School/Years: 46-66/Four years
Career Record/Years: 46-66/Four years
Coaches Phone: (904) 375-4683
SID Contact for Women's
Basketball: Marla Rodriguez
SID Office Phone: (904) 375-4683, ext. 6120
1988-89 Record: 15-14
Series Record with Florida State: 23-21, FSU trails
Letterwinners Returning/Lost: 12/1
Starter Returning/Lost: 4/1
Top Returning Scorer: Rhvonja Smith, 15.5 ppg
Top Returning Rebounder: Rhvonja Smith, 7.9 rpg



©1983 U of L

University of Louisville

Home - Jan. 13
Away - Feb. 10

Nickname: Lady Cardinals
Head Coach: Bud Childers
Record at School/Years: First year
Career Record/Years: 97-76/Six years
Coaches Phone: (502) 588-6499
SID Contact for Women's
Basketball: Nancy Jane Allison Smith
SID Office Phone: (502)588-6581
1988-89 Record: 4-24
Series Record with Florida State: 10-6, FSU trails
Letterwinners Returning/Lost: 5/6
Starter Returning/Lost: 1/4
Top Returning Scorer: Stacey DeGraffenreid, 8.0 ppg
Top Returning Rebounder: Angie Johnson, 5.1 rpg

University of Cincinnati

Home - Jan. 15
Away - Feb. 12

Nickname: Lady Bearcats
Head Coach: Laurie Pirtle (Ohio State '80)
Record at School/Years: 45-42/Three years
Career Record/Years: 128-58/Seven years
Coaches Phone: (513) 556-2255
SID Contact for Women's
Basketball: Brian Teter
SID Office Phone: (513) 556-5191
1988-89 Record: 21-9
Series Record with Florida State: 8-7, FSU trails
Letterwinners Returning/Lost: 8/4
Starter Returning/Lost: 2/3
Top Returning Scorer: Donna Harkless, 4.2 ppg
Top Returning Rebounder: Karen Roell, 2.1 rpg

Auburn

Away: Jan. 17



Nickname: Lady Tigers
Head Coach: Joe Cimapi
Record at School/Years: 254-62/Ten years
Career Record/Years: 293-72/Twelve years
Coaches Phone: (205) 844-9770
SID Contact for Women's
Basketball: Chris Snyder
SID Office Phone: (205) 844-9701
1988-89 Record: 32-2
Series Record with Florida State: 4-1, FSU trails
Letterwinners Returning/Lost: 9/3
Starter Returning/Lost: 1/4
Top Returning Scorer: Carolyn Jones, 14.5 ppg
Top Returning Rebounder: Linda Godby, 4.8 rpg



"Gamecocks"

South Carolina

Home - Jan. 22
Away - March 3

Nickname: Lady Gamecocks
Head Coach: Nancy Wilson
Record at School/Years: 101-51/Five years
Career Record/Years: 294-115/Thirteen years
Coaches Phone: (803) 777-7836
SID Contact for Women's
Basketball: Mike Nicholson
SID Office Phone: (803) 777-5204
1988-89 Record: 23-7
Series Record with Florida State: 13-0, FSU trails
Letterwinners Returning/Lost: 9/1
Starter Returning/Lost: 4/1
Top Returning Scorer: Beth Hunt, 14.7 ppg
Top Returning Rebounder: Beth Hunt, 9.2 rpg

University of Southern Mississippi

Away - Jan. 27
Home - Feb. 24



Nickname: Lady Golden Eagles
Head Coach: Kay James
Record at School/Years: 211-123/12 Years
Career Record/Years: 296-143/17 Years
Coaches Phone: (601) 266-5017
SID Contact for Women's
Basketball: Shirley Jones-Hill
SID Office Phone: (601) 266-4503
1988-89 Record: 26-5
Series Record with Florida State: 12-2, FSU trails
Letterwinners Returning/Lost: 8/4
Starter Returning/Lost: 4/1
Top Returning Scorer: Gina Griffin, 13.9 ppg
Top Returning Rebounder: Gina Griffin, 9.7 rpg

Memphis State

Home - Jan. 29
Away - Feb. 26



Nickname: Lady Tigers
Head Coach: Mary Lou Johns
Record at School/Years: 365-187/18 years
Career Record/Years: 365-187/18 years
Coaches Phone: (901) 678-2315
SID Contact for Women's
Basketball: Sherilyn Fiveash
SID Office Phone: (901) 678-2337
1988-89 Record: 9-19
Series Record with Florida State: 13-5, FSU trails
Letterwinners Returning/Lost: 6/2
Starter Returning/Lost: 3/2
Top Returning Scorer: Michelle Winrow, 10.3 ppg
Top Returning Rebounder: Michelle Winrow, 5.9 rpg



Florida A&M University

Away - Feb. 15

Nickname: Rattlerettes
 Head Coach: Mickey Clayton
 Record at School/Years: 194-134/12 years
 Career Record/Years: 194-134/12 years
 Coaches Phone: (904) 599-3272
 SID Contact for Women's
 Basketball: Alvin Hollins
 SID Office Phone: (904) 599-3200
 1988-89 Record: 11-17
 Series Record with Florida State: 13-7, FSU leads
 Letterwinners Returning/Lost: 7/4
 Starter Returning/Lost: 3/2
 Top Returning Scorer: Donyale Ferguson, 13.7 ppg
 Top Returning Rebounder: Donyale Ferguson, 13.9 rpg

University Of Miami

Home - Feb. 17



Nickname: Hurricanes
 Head Coach: Ferne Labati
 Record at School/Years: 21-8/1 year
 Career Record/Years: 157-128/10 years
 Coaches Phone: (305) 284-5802
 SID Contact for Women's
 Basketball: Tom Piero
 SID Office Phone: (305) 284-3244
 1988-89 Record: 21-8
 Series Record with Florida State: 14-6, FSU leads
 Letterwinners Returning/Lost: 10/1
 Starter Returning/Lost: 5/0
 Top Returning Scorer: Frances Savage, 22.4 ppg
 Top Returning Rebounder: Frances Savage, 9.2 rpg

University of Georgia

Home - Feb. 21



Nickname: Lady Bulldogs
 Head Coach: Andy Landers
 Record at School/Years: 251-70/10 years
 Career Record/Years: 333-91/14 years
 Coaches Phone: (404) 542-1176
 SID Contact for Women's
 Basketball: Tim Hix
 SID Office Phone: (404) 542-1621
 1988-89 Record: 23-7
 Series Record with Florida State: 2-0, FSU trails
 Letterwinners Returning/Lost: 9/2
 Starter Returning/Lost: 4/1
 Top Returning Scorer: Tammye Jenkins, 14.6 ppg
 Top Returning Rebounder: Tammye Jenkins, 7.6 rpg

Besides seven opponents from the Metro Conference, FSU will face six teams from the Southeastern Conference, widely regarded as the nation's strongest in women's basketball.

RECORDS AGAINST OPPONENTS

**Florida State
boasts a
winning record
against 52 of
its all-time
opponents.**

**FSU's longest
running series
is with the
Florida Lady
Gators, 44
games dating
back to the
1973-74
season,
Florida State's
first.**

Opponent	First Meeting	Last Meeting	W-L	Opponent	First Meeting	Last Meeting	W-L
Alabama	1980	1989	2-4	Michigan	1984	1984	0-1
Alabama-	1978	1988	3-5	Middle Tennessee	1983	1983	1-0
Birmingham				Mississippi	1980	1983	1-2
Alabama State	1976	1979	0-2	Mississippi College	1979	1982	1-1
Alaska	1984	1984	1-0	Mississippi State	1978	1979	0-2
Albany State	1975	1987	4-8	Mississippi - Women	1980	1982	2-0
Appalachian State	1979	1979	0-1	Mississippi Valley	1982	1982	0-1
Arizona State	1983	1983	0-1	Missouri	1984	1984	0-1
Army	1983	1983	1-0	Montclair State	1983	1983	1-0
Auburn	1975	1985	0-4	Nebraska	1983	1983	1-0
Barry College	1973	1973	1-0	New Mexico State	1987	1987	1-0
Belhaven	1980	1980	1-0	New Orleans	1978	1988	0-4
Brigham Young	1982	1983	1-1	North Carolina	1988	1988	1-0
Central Florida	1976	1986	4-2	Asheville			
Central Michigan	1988	1988	1-0	North Carolina	1982	1988	2-1
Central Missouri	1980	1980	0-1	Northeast Missouri	1978	1978	1-0
Cincinnati	1978	1989	7-8	Northwest Louisiana	1980	1980	1-0
Clemson	1980	1980	0-1	Old Dominion	1982	1982	0-1
College of Charleston	1976	1976	0-1	Oklahoma State	1983	1983	1-0
Colorado	1984	1984	1-0	Oral Roberts	1979	1979	0-1
Colorado State	1986	1986	1-0	Oregon State	1982	1982	0-1
Dayton	1976	1976	1-0	Pensacola JC	1973	1977	2-0
Delta State	1977	1982	1-2	Penn State	1982	1984	0-2
Denver	1980	1980	1-0	Pepperdine	1982	1982	1-0
DePaul	1987	1987	0-1	Purdue	1981	1981	1-0
East Carolina	1980	1981	0-2	Radford	1986	1986	0-1
Fairfield	1985	1985	0-1	Rice	1987	1987	1-0
Flagler	1973	1975	3-4	Rollins College	1975	1979	4-0
Florida	1974	1989	21-23	St. Joseph's	1983	1983	1-0
Florida Atlantic	1987	1987	0-1	St. Louis	1981	1982	2-0
Florida A&M	1975	1989	13-7	Savannah College	1974	1974	0-1
Florida International	1976	1983	4-0	Shorter College	1974	1975	0-4
Florida Southern	1980	1980	1-0	South Alabama	1976	1987	4-3
Fordham	1984	1984	1-0	South Carolina	1977	1989	0-13
Fort Valley	1975	1975	0-1	Southeast Louisiana	1980	1981	1-1
Georgetown	1984	1986	0-2	Southern Mississippi	1979	1989	2-12
Georgia	1988	1989	0-2	South Florida	1974	1989	26-2
Georgia Southern	1975	1988	2-4	Stanford	1984	1984	1-0
Georgia State	1980	1980	0-1	Stetson	1976	1988	8-4
Georgia Tech	1974	1980	1-1	Talladega College	1975	1975	0-1
Howard	1989	1989	1-0	Tampa	1975	1986	4-1
Idaho	1984	1984	0-1	Temple	1983	1983	1-0
Indiana	1980	1980	0-1	Tennessee	1985	1986	0-2
John Abbott	1976	1977	2-0	Texas	1984	1984	0-1
Judson College	1981	1981	1-0	Tift	1974	1974	1-0
Kansas	1983	1983	1-0	Tennessee-	1982	1982	1-0
Kent State	1981	1981	1-0	Chattanooga			
Lewis State	1982	1982	1-0	Toledo	1987	1987	1-0
Louisville	1978	1989	6-10	Troy State	1977	1979	1-1
McNeese State	1981	1981	1-0	Tulane	1978	1986	6-7
Memphis State	1977	1989	5-12	Valdosta State	1975	1988	1-11
Mercer	1974	1984	1-6	Virginia Tech	1980	1989	6-8
Miami	1975	1988	14-6	Western Kentucky	1983	1983	0-1
Miami (OH)	1982	1982	1-0	West Florida	1975	1975	1-0
Miami Dade CC-Dtn.	1976	1976	1-0	West Georgia College	1975	1986	2-2
Miami Dade CC-	1975	1975	1-0	West Virginia	1987	1987	1-0
North				Wichita State	1984	1984	0-1
Miami Dade CC-	1974	1976	1-1	Winthrop College	1979	1979	1-2
South				Wisconsin	1987	1987	1-0
				Wisconsin-Green Bay	1988	1988	0-1

ALL-TIME LETTERWINNERS

A-B-C

Joanne Abraham	1971-72-73
Vicki Alexander	1977
Deb Allen	1972-73-74
Jackie Arnold	1978-79
Jan Bailey	1974-75-76
Jill Baker	1981-82-83-84
Karen Barineau	1978-79
Judy Battles	1975-76-77
Diane Blaydes	1979-80
Cindy Hoehmer	1973-74-75-76
Veronica Bouknight	1986
Chris Brokas	1976-77
Susan Brown	1974-75-76
Mary Buchanan	1987
Ruthann Burgun	1981
Bev Burnett	1985-86-88-89
Wanda Burns	1989
Joye Burroughs	1982
Mary Anne Cannon	1973-74-75-76
Gussie Clark	1985-86-87-88
Brenda Cliette	1983-87
Ann Collins	1977-78
Debra Collins	1989
Emma Colquitt	1973-74-75-76
Robin Corn	1988-89

D-E-F

Chris Davis	1988-89
Melissa Davis	1978
Vicki Davis	1971-72-73
Tizza Drew	1977
Debbie Edwards	1970-71-72
Denise Eilbacher	1977-78
Meg Fahey	1982
Cindy Frank	1971-72-73
Lisa Foglio	1981-82-83
Tanya Fowler	1989

G-H-I

Becky Gailey	1978
Nancy Galkantas	1982-83
Sue Galkantas	1981-82-83-84
Val Garrett	1985-86-87-88
Cheryl Glover	1986
Scooby Golden	1979-80
Jan Gomez	1970-71
Clara Gonzalez	1975-76-77
Marlene Graham	1973-74-75-76
Joan Gray	1970-71-72
Linda Gray	1979-80-81
Sarah Grimes	1988-89
Moody Gwyn	1986
Sarah Hall	1985-86-87-88
Gina Harden	1979-80
Rose Harper	1978-79-80-81
Valene Harris	1986-87
Aline Harvis	1988-89
Peggy Harstvedt	1976-77-78
Brauna Hatzell	1978
Shannon Hodge	1989
Candi Houston	1970-71
Rita Ivy	1970-71-72

J-K-L

Sheri Kaminski	1984-85-86-87
Francene Kocsis	1975-76
Barb Koontz	1974-75-76
Martha Lappe	1978-79
Charlene Lain	1970-71-72
Maria Lardie	1989
June Lasseter	1980
Laine Lasseter	1979-80-81-82
Luz Lopez	1989

M-N-O-P

Stacy Macon	1977
Lynn Marnie	1980-81-82-83
Terri McCarty	1985-87-88
Lynn Dee McDonald	1980-81
Linda-Ann McGowan	1984-85-86
Yvette McKinney	1973-74-75
Val Nelson	1977
LeeVayn Oliver	1981-82-83-84
Sunnie O'Neal	1980-81-82
Anne Owen	1970-71
Karyn Palgut	1982
Barb Parr	1974-75-76
Jan Piatnik	1985-86-87-88
Patti Pink	1976-77
Kris Podulka	1979-80-81
Gayle Preston	1975-76
Debbie Putzi	1981

Q-R-S

Kim Rickardson	1977
Lorraine Rimson	1984-85
Cherry Rivers	1977-78-79-80
Sandra Ruffo	1978
Meg Shuler	1979
Susan Seamon	1971-72-73
Darlene Shannon	1978-79
Joanne Sharpe	1970-71-72
Jode Shaw	1975
Dawn Shields	1980
Celia Slater	1984-85
Lori Smith	1984
Vicki Sperring	1971-72
Shirley Sildsby	1976-77-78
Glenda Stokes	1980-81-82-83
Penny Stone	1985
Robin Storey	1988-89

T-U-V

Kelli Test	1988-89
Karen Thomas	1989
Terry Thomas	1978
Susie Thrapp	1981
Teresa Tinsley	1979-80
Debbie Tippins	1977
Angela Tucker	1987-88

W-X-Y-Z

Cheryl Weigand	1976-77-78
Lahna Wood	1983
Diane Wright	1971-72
Monica Wright	1970-71-72

Florida State's list of letter-winners has grown to 112 in 16 seasons of women's basketball.

GAME RECORDS/HIGHS

INDIVIDUAL SINGLE GAME RECORDS

Florida State

Points - 37, Sue Galkantas vs. Florida (12/3/80)
Points (Half) - 25, Sue Galkantas vs. Georgia State (11/21/80)
Field Goals Made - 17, Laine Lasseter vs. SE Louisiana (12/13/79)
Field Goals Attempted - 34, Bev Burnett vs. Georgia Southern (12/16/87)
Free Throws Made - 34, Sue Galkantas vs. Tulane (2/5/83) and vs. Memphis State (1/25/82)
Free Throws Attempted - 17, Sue Galkantas vs. Tulane (1/25/82)
Rebounds - 23, Laine Lasseter vs. South Florida (12/2/78)
Assists - 14, Shirley Silsby vs. Flagler (2/6/76)
Steals - 8, Glenda Stokes vs. Oral Roberts (12/15/79)
Blocked Shots - 6, Brenda Cliette vs. Army (1/2/83) and Laine Lasseter vs. Mercer (11/17/78)

Opponents

Points - 44, Wanda Hightower, Alabama-Birmingham (1/13/80)
Points (Half) - 25, Wanda Hightower, Alabama-Birmingham (1/13/80)
Field Goals Made - 18, several players, last, Wanda Hightower, Alabama-Birmingham (1/13/80)
Field Goals Attempted - 32, Cheryl Cook, Cincinnati (2/29/84)
Free Throws Made - 15, Chris Watt, North Carolina (12/18/87)
Free Throws Attempted - 17, Robin Lee, Virginia Tech (1/16/82)
Rebounds - 23, Troya Landrum, Louisville (1/16/89)
Assists - 14, Jackie Spencer, Louisville, (1/12/85)
Steals - 9, several, last, Shelia Collins, Tennessee (2/18/85)
Blocked Shots - 7, several players, last, Marilyn Stephens, Temple (1/6/83)

FLORIDA STATE SINGLE GAME HIGHS

Points

37, Sue Galkantas vs. Florida, 1980
 34, Sue Galkantas vs. Tulane, 1983
 34, Sue Galkantas vs. Florida A&M, 1981
 34, Laine Lasseter vs. SE Louisiana, 1980
 34, Bev Burnett vs. Florida A&M, 1986
 34, Bev Burnett vs. Virginia Tech, 1988
 33, Sue Galkantas vs. Middle Tennessee State, 1983
 33, Laine Lasseter vs. Mercer, 1981
 33, Sue Galkantas vs. Georgia State, 1980
 33, Sue Galkantas vs. Virginia Tech, 1982
 32, Bev Burnett vs. South Florida, 1986
 32, Sue Galkantas vs. South Alabama, 1981
 32, Sue Galkantas vs. Miami, 1980
 32, Laine Lasseter vs. Florida, 1979
 31, Bev Burnett vs. Southern Miss, 1989
 31, Laine Lasseter vs. Florida, 1979
 30, Cherry Rivers vs. Miami, 1980
 30, Sue Galkantas vs. Kent State, 1982
 30, Lisa Foglio vs. Miami (0), 1982
 30, Sue Galkantas vs. Memphis State, 1982
 30, Sue Galkantas vs. Tulane, 1982
 30, Bev Burnett vs. Cincinnati, Louisville, Ga. Southern, 1988

Rebounds

23, Laine Lasseter vs. South Florida, 1978
 21, Glenda Stokes vs. Virginia Tech, 1982
 19, Chris Brokas vs. Troy State, 1979
 19, LeeVayn Oliver vs. Cincinnati, 1981
 18, Sarah Hall vs. Central Florida, 1986
 17, Laine Lasseter vs. Florida, 1979
 17, Sue Galkantas vs. Florida, 1980
 17, Brenda Cliette vs. Montclair State, 1983
 17, Sarah Hall vs. West Georgia, 1986
 17, Sue Galkantas vs. Georgia Tech, 1980
 17, Loraine Rimson vs. Georgetown, 1986
 17, Loraine Rimson vs. Radford, 1986
 16, Cherry Rivers vs. Miami, 1980
 16, Laine Lasseter vs. Alabama-Birmingham, 1978
 16, Cherry Rivers vs. Louisville, 1979
 16, Laine Lasseter vs. Appalachian State, 1979
 16, Lorraine Rimson vs. Florida A&M, 1984
 16, Lorraine Rimson vs. Cincinnati, 1984
 16, Sarah Hall vs. Memphis State, 1988



Brenda Cliette



Bev Burnett

SINGLE SEASON RECORDS

TOTAL POINTS

Name	Season	Games	Points
Sue Galkantas	1982	29	710
Sue Galkantas	1981	34	627
Cherry Rivers	1980	31	514
Bev Burnett	1988	25	533
Sue Galkantas	1984	28	495
Sue Galkantas	1983	29	491
Cherry Rivers	1979	36	464
Lorraine Rimson	1984	31	459
Lisa Foglio	1983	29	445
Lisa Foglio	1982	26	439

SCORING AVERAGE

Name	Season	Games	Points	Avg.
Sue Galkantas	1981	29	627	21.6
Bev Burnett	1988	25	533	21.3
Sue Galkantas	1980	34	710	20.9
Laine Lasseter	1979	22	405	18.4
Cherry Rivers	1979	26	464	17.8
Jackie Arnold	1978	23	410	17.8
Sue Galkantas	1984	31	495	17.7
Laine Lasseter	1980	21	371	17.6
Bev Burnett	1986	21	363	17.3
Sue Galkantas	1983	29	491	16.9

STEALS

Name	Season	Games	Steals
Brenda Cliette	1987	24	94
Brenda Cliette	1983	29	77
Glenda Stokes	1982	37	68
Lisa Foglio	1982	26	64
Sunnie O'Neal	1982	37	61
Lisa Foglio	1983	29	59
Chris Davis	1989	27	56
Sheri Kaminski	1984	31	55
Glenda Stokes	1980	35	54
LeeVayn Oliver	1982	35	52

TOTAL REBOUNDS

Name	Season	Games	Rebounds
Cherry Rivers	1977	24	336
Brenda Cliette	1987	24	302
Sue Galkantas	1982	34	296
Glenda Stokes	1980	35	294
Glenda Stokes	1982	37	276
Sue Galkantas	1981	29	270
Brenda Cliette	1983	29	269
Lorraine Rimson	1984	31	269
LeeVayn Oliver	1982	35	260
Cherry Rivers	1980	31	257

REBOUNING AVERAGE

Name	Season	Game Rebounds	Avg.	
Cherry Rivers	1977	24	336	14.0
Brenda Cliette	1987	24	302	12.6
Cherry Rivers	1978	22	226	10.3
Laine Lasseter	1979	22	222	10.0
Sue Galkantas	1981	29	270	9.3
Brenda Cliette	1983	29	269	9.3
Sue Galkantas	1982	34	296	8.7
Lorraine Rimson	1984	31	269	8.7
Glenda Stokes	1980	35	294	8.4
LeeVayn Oliver	1983	30	298	8.3

ASSISTS

Name	Season	Games	Assists
Shirley Silsby	1977	23	184
Sheri Kaminski	1984	31	155
Lynn Marnie	1982	36	135
Rose Harper	1980	35	125
Sunnie O'Neal	1982	37	120
Teresa Tinsley	1979	27	102
Lisa Foglio	1981	27	98
Lisa Foglio	1983	29	96
Teresa Tinsley	1980	35	95
Sheri Kaminski	1987	26	93

FIELD GOAL PERCENTAGE

Name	Season	Games	FG-FGA*	Pct.
Glenda Stokes	1983	29	103-171	.602
Lisa Foglio	1982	26	190-319	.596
Sue Galkantas	1983	29	184-323	.570
Laine Lasseter	1980	21	162-290	.560
LeeVayn Oliver	1984	31	140-262	.534
Sue Galkantas	1982	34	282-536	.526
LeeVayn Oliver	1983	30	147-281	.523
LeeVayn Oliver	1982	35	160-307	.521
Laine Lasseter	1981	28	154-296	.520
Lisa Foglio	1982	29	184-357	.515


FREE THROW PERCENTAGE

Name	Season	Games	FT-FTA*	Pct.
Lisa Foglio	1983	29	77-94	.819
Sheri Kaminski	1985	24	51-63	.809
Lisa Foglio	1981	27	65-81	.802
Sue Galkantas	1983	29	123-154	.799
Bev Burnett	1988	25	131-169	.775
Sue Galkantas	1984	28	111-144	.771
Sue Galkantas	1981	29	109-139	.755
Sheri Kaminski	1986	17	38-51	.745
Lisa Foglio	1982	26	59-80	.739
Sheri Kaminski	1984	31	64-88	.727

*50 made min.



Cherry Rivers



Lisa Foglio



Glenda Stokes

CAREER RECORDS



Sue Galkantas

TOTAL POINTS

Name	Season	Games	Points
Sue Galkantas	1980-84	120	2323
Cherry Rivers	1976-80	103	1636
Bev Burnett	1984-89	97	1509
Laine Lasseter	1978-82	86	1265
Lisa Foglio	1980-83	82	1227
LeeVayn Oliver	1981-84	122	1166
Glenda Stokes	1979-83	130	1188
Lorraine Rimson	1983-85	78	1135
Sarah Hall	1984-88	110	960
Chris Brokas	1976-79	64	833

SCORING AVERAGE

Name	Season	Games	Points	Avg.
Sue Galkantas	1980-83	120	2323	19.4
Cherry Rivers	1976-80	103	1636	15.9
Jackie Arnold	1977-79	46	727	15.8
Bev Burnett	1984-89	97	1509	15.6
Lisa Foglio	1981-83	82	1227	15.0
Laine Lasseter	1978-82	86	1265	14.6
Lorraine Rimson	1983-85	78	1138	14.6
Brenda Cliette	1982-87	53	746	14.1
Chris Brokas	1976-79	64	833	13.0
Chris Davis	1987-89	48	610	12.7



Lane Lasseter

STEALS

Name	Season	Games	Steals
Glenda Stokes	1979-83	130	201
Cherry Rivers	1976-80	103	189
Lisa Foglio	1980-83	82	181
Brenda Cliette	1982-87	53	171
Sheri Kaminski	1983-87	98	171
Sue Galkantas	1980-84	120	162
Sunnie O'Neal	1980-82	72	140
LeeVayn Oliver	1980-84	122	122
Rose Harper	1977-81	111	107
Sarah Hall	1984-88	110	105

TOTAL REBOUNDS

Name	Season	Games	Rebounds
Cherry Rivers	1976-80	103	1029
Sue Galkantas	1980-84	120	1006
Glenda Stokes	1979-83	130	938
LeeVayn Oliver	1980-84	122	869
Sarah Hall	1984-88	110	785
Lorraine Rimson	1983-86	78	652
Laine Lasseter	1978-82	86	624
Chris Brokas	1976-79	64	580
Brenda Cliette	1982-87	53	571
Bev Burnett	1984-89	97	478

REBOUNTING AVERAGE

Name	Season	Game Rebounds	Avg.	
Brenda Cliette	1982-87	53	571	10.8
Cherry Rivers	1976-80	103	1029	10.0
Chris Brokas	1976-79	64	530	9.1
Sue Galkantas	1980-84	122	1006	8.4
Lorraine Rimson	1983-85	78	652	8.4
Glenda Stokes	1979-83	130	938	7.2
Laine Lasseter	1978-82	86	624	7.2
Sarah Hall	1984-88	110	785	7.1
LeeVayn Oliver	1980-84	122	869	7.1
Jackie Arnold	1977-79	46	325	7.1

ASSISTS

Name	Season	Games	Assists
Sheri Kaminski	1983-87	98	355
Shirley Silsby	1976-79	69	348
Lynn Marnie	1980-83	86	293
Lisa Foglio	1980-83	82	274
Rose Harper	1977-81	111	268
Sunnie O'Neal	1980-83	72	253
Sue Galkantas	1980-84	120	240
Jan Piatnik	1984-88	110	236
Teresa Tinsley	1978-81	67	198
Robin Corn	1987-89	54	150

FIELD GOAL PERCENTAGE

Name	Season	Games	FG-FGA*	Pct.
Lisa Foglio	1980-83	82	513-946	.542
Sue Galkantas	1980-84	120	919-1753	.524
Laine Lasseter	1978-82	86	540-1036	.521
LeeVayn Oliver	1980-84	122	498-957	.520
Glenda Stokes	1979-83	130	417-827	.504
Chris Davis	1987-89	48	257-543	.473
Lynn Dee McDonald	1979-81	47	154-330	.467
Brenda Cliette	1982-87	53	309-665	.465
Celia Slater	1983-85	55	240-530	.453
Bev Burnett	1984-89	97	577-1291	.447

*Min. 300 attempts

FREE THROW PERCENTAGE

Name	Season	Games	FT-FTA*	Pct.
Lisa Foglio	1980-83	82	201-255	.788
Sue Galkantas	1980-84	120	485-651	.745
Sheri Kaminski	1983-87	98	208-284	.732
Bev Burnett	1984-89	97	354-500	.708
Lorraine Rimson	1983-85	78	232-338	.686
Lynn Dee McDonald	1979-81	47	125-185	.675
Aline Harvis	1987-89	52	90-134	.672
Lynn Marnie	1980-83	86	91-141	.667
LeeVayn Oliver	1980-84	122	170-257	.661
Sunnie O'Neal	1980-83	72	65-101	.644
Chris Davis	1987-89	48	95-150	.633

*100 Attempts Min.

GAMES PLAYED

Name	Season	Games
Glenda Stokes	1979-83	130
LeeVayn Oliver	1980-84	122
Sue Galkantas	1980-84	120
Rose Harper	1977-81	111
Sarah Hall	1984-88	110
Jan Piatnik	1984-88	110
Cherry Rivers	1976-80	103
Sheri Kaminski	1983-87	98
Bev Burnett	1984-89	97
Laine Lasseter	1978-82	86

1973-74 (7-3)

	FSU	OPP
Florida	39	49
Barry College	50	33
Florida	52	36
Flagler	53	35
Florida	32	31
Mercer	45	64
Flagler	31	41
South Florida	62	41
Flagler	76	38
Florida	48	45

1974-75 (15-17)

	FSU	OPP
Alabama State	62	55
Valdosta State	42	53
Florida A&M	77	34
Shorter College	52	65
Shorter College	63	78
Savannah State	48	70
South Florida	68	40
Miami-Dade South	59	41
Rollins College	61	48
Florida	44	67
Flagler College	51	60
Florida	53	47
Georgia Tech	58	22
Shorter College	36	54
Tift	58	47
Valdosta State	50	54
Shorter College	35	69
Georgia Southern	53	65
Valdosta State	32	49
Albany State	43	61
Florida A&M	47	26
Florida	41	49
Tampa	48	36
Flagler	52	59
Miami	59	45
South Florida	70	53
Florida	44	28
Flagler	59	55
Flagler	45	53
Miami-Dade North	59	40
Auburn	51	64
Fort Valley	43	58

1975-76 (12-12)

	FSU	OPP
Rollins	56	43
Albany State	50	71
West Florida	100	16
South Florida	57	41
Tampa	66	48
Rollins	64	56
Valdosta State	44	91
Tampa	82	50
West Georgia College	61	88
Talladega College	55	100
College of Charleston	61	93
Albany State	44	73
Miami-Dade South	67	70
Florida International	58	35
Pensacola J.C.	73	51
Florida	65	59
Georgia Southern	54	83
Florida	45	64
Miami-Dade Downtown	73	51
Florida International	81	44
Florida	45	68
Valdosta State	50	101
Florida	39	55

1976-77 (10-12)

	FSU	OPP
Alabama State	38	87
Mercer	53	96
Florida	54	80
Valdosta State	65	104
John Abbot College	62	60
Stetson	78	29
Florida	65	67
Rollins	87	52
Central Florida	77	63
Dayton	104	33
South Alabama	87	66
Albany State	73	80
Alabama State	73	80
West Georgia	54	79
Judson College	97	79
Stetson	72	57
Pensacola J.C.	86	40
Valdosta State	60	92
South Florida	69	46

Florida	67	72
Florida	60	72
Delta State	60	106

1977-78 (8-8)


	FSU	OPP
Valdosta State	57	92
Florida	93	66
Tryo State	71	61
South Florida	72	58
Memphis State	69	91
South Carolina	52	115
Georgia Southern	71	79
John Abbot College	71	67
Florida A&M	84	59
Florida	63	102
Albany State	86	94
Florida	100	80
South Florida (OT)	84	76
* South Florida	65	70
* South Florida	86	61
* South Florida	59	61
* State Tournament		

1978-79 (18-15)

	FSU	OPP
Mississippi State	60	64
South Alabama	76	43
Mercer	73	83
N.E. Missouri	87	67
Stetson	61	63
South Florida	89	80
Florida	88	79
New Orleans	101	66
Tulane	65	78
Louisville	60	94
Cincinnati	61	57
Alabama-Birmingham	85	87
Memphis State	78	101
South Florida	73	56
Florida	91	72
Miami	79	53
New Orleans	101	66
Florida A&M(H)	79	84
Louisville	73	77
West Georgia College	73	59
Alabama State	73	95
Alabama-Birmingham	79	95
Miami	79	72
Appalachian State	83	89
Winthrop College	63	71
Stetson	59	61
Florida A&M (A)	61	77
Stetson	89	56
South Florida	90	56
Miami	83	57
Florida	89	85
Florida	101	94
Delta State	64	93

1979-80 (13-22)

	FSU	OPP
Mississippi State	61	73
Alabama-Birmingham	85	95
South Carolina	68	93
South Florida	87	58
Florida A&M (H)	74	61
Southern Miss.	65	107
Troy State	78	92
Belhaven	81	75
Miami	82	64
Oral Roberts	68	74
Virginia Tech	67	57
Louisville	67	86
Tulane	74	95
Mississippi College	50	90
Alabama	61	88
Alabama-Birmingham	82	96
Florida	92	77
Miami	93	74
East Carolina	61	69
Mississippi	52	80
Louisville	60	77
Mercer	86	100
Northwest Louisiana	85	81
Florida	88	84
Florida Southern	97	58
Virginia Tech	54	77
Southeast Louisiana	70	73
Tulane	65	75
Florida A&M (A)	60	67
South Florida	100	88
Florida	67	78



Lorraine Rimson

Miami	72	61
Florida	84	76
Florida	71	84
Mercer	75	84

1980-81 (14-15) FSU OPP

Georgia Tech (A)	84	97
Georgia Southern (A)	79	96
South Alabama (A)	79	82
Valdosta State*	58	62
Alabama (N)*	77	76
Florida (H)	90	48
Miami (H)	87	73
Central Florida (H)	92	75
Denver (H)	93	41
Mississippi-Women (A)**	73	70
Central Missouri (N)**	60	69
Clemson (N)**	59	78
Indiana (H)	76	79
East Carolina (H)	67	78
Cincinnati (A)	65	91
Florida A&M (H)	76	64
South Florida (H)	79	41
Southeast Louisiana (A)	94	68
Southern Miss (A)	69	73
Mercer (H)	76	80
South Carolina (A)	57	69
Miami (A)	62	55
Tulane (A)+	60	70
St. Louis (N)+	78	56
Florida (A)	81	83
South Florida (A)	71	61
Florida A&M (A)	76	61
South Alabama (H)	80	67
Miami (N)++	70	79

*Lady Sunshine Classic
 **MUW Christmas Tournament
 +Metro Conference Tournament
 ++FAIA State Tournament

1981-82 (28-10) FSU OPP

Stetson (H)	81	54
McNeese State (N)*	69	62
Valdosta State (N)*	82	69
Central Florida (H)	75	65
Kent State (N)**	80	66
Purdue (A)**	65	39
Florida (H)	60	63
Florida International (A)	74	64
Miami (A)	77	74
South Alabama (H)	99	44
Lewis University (N)+	94	46
Miami (Ohio)(N)	+89	68
North Carolina (N)	+77	68
South Florida (A)	80	60
Miss. U for Women (H)	76	54
Florida (A)	86	79
Virginia Tech (A)	93	82
Old Dominion (A)	65	100
Florida A&M (A)	86	87
Memphis State (H)	90	104
South Carolina (H)	81	82
Southern Miss (H)	84	94
Louisville (A)	73	89
Tulane (H)	89	70
Florida A&M(H)	59	58
Miami (H)	66	52
Mississippi (H)	63	61
Tampa (H)	90	50
South Florida (H)	77	49
Miami (N)++	84	80
Florida A&M(N)++	76	65
Mississippi College (H)@	71	69
Georgia Southern(H)	@78	81
Mississippi Valley (H)	@83	95
Pepperdine (N)	@76	63
Brigham Young (N)	&75	71
Oregon State (N)	&60	76

*Lady Seminole Classic
 **Boilermaker Premiere
 +Hurricane New Year's Classic
 ++FAIAW State Tournament
 @AIAW Region III Tournament & NWIT
 Includes forfeit win over St. Louis

1982-83 (24-6) FSU OPP

Tennessee-Chat. (N)*	94	77
North Carolina (N)*	75	74
Albany State (H)	94	52
Stetson (H)	102	42

Alabama (A)	73	64
Penn State (N)**	84	86
Delta State (N)**	75	67
Nebraska (N)#	100	84
Army (N)#	69	60
Oklahoma State (N)#	72	52
Temple (A)	74	69
St. Joseph's (A)	59	54
Montclair State (H)OT	89	81
Tulane (H)	81	56
Memphis State (H)	90	82
Florida A&M(A)	66	60
Alabama-Birmingham (A)	73	75
Auburn (A)	43	73
Florida (A)	68	63
Stetson (A)	77	64
South Florida (H)	71	52
Tulane (A)	91	65
Florida A&M(H)	82	65
Florida International (H)	77	65
Alabama (H)	61	64
Florida (H)	89	67
Memphis State (A)	68	66
Louisville (A)##	56	67
Cincinnati (N)##	84	61
Mississippi (A)+	76	86

*Lady Seminole Classic
 **Mid-American Classic
 #Hurricane New Year's Classic
 ##Metro Conference Tournament
 +First Round NCAA Playoffs

1983-84 (13-18) FSU OPP

Arizona State (N)*	70	85
Brigham Young (N)*	61	76
Middle Tenn. State (H)	75	67
Western Kentucky(N)c	74	79
Kansas (N)e	91	62
Central Florida (H)	67	60
South Florida (A)	81	73
Ala.-Birmingham (H)	82	75
Penn State (N)+	68	96
Stanford (N)+	73	58
Missouri (N)+OT	66	83
Louisville(H)	65	81
Miami (H)#	76	64
Mercer (H)#	66	57
Florida (H)	74	70
Memphis State(H)	67	83
Tulane (A)	71	77
Southern Miss (A)	75	84
Auburn (H)	53	72
Virginia Tech (A)	63	68
South Carolina (A)	62	69
Southern Miss (H)	53	58
Florida (A)	57	65
Florida A&M (A)	80	64
Tulane (H)	86	79
Alaska (N)&	77	63
Texas (N)&	43	89
Idaho (N)&	74	75
Cincinnati (H)	83	72
Memphis State (A)	64	80
Louisville (A)!	77	88

*Lady Buff Classic -Colorado
 cLa. Tech Classic
 #Duval Hotel Classic
 &Northern Lights Shootout
 !Metro Conference Tournament

1984-85 (7-21) FSU OPP

Albany State (H)	66	60
Colorado (H)	70	61
Georgetown (A)	69	77
Central Florida (H)	76	93
Michigan (H)	71	76
Wichita State (H)	54	70
Miami (A)	65	79
Fordham (N)*	88	81
Fairfield (N)*	64	71
Virginia Tech (H)	85	77
Cincinnati (A)	73	83
Louisville (A)	74	89
S. Florida (H)OT	71	79
Florida (A)	43	64
S. Carolina (H)	61	70
Southern Miss (A)	52	81
Tulane (A)	56	59
Auburn (A)	58	76
Tennessee (H)	56	67

YEAR BY YEAR

Tulane (H)	81	47
Florida A&M (H)	57	61
Southern Miss (H)	61	66
Florida (H)	58	79
Memphis State (A)	64	76
Miami (H)	67	74
Memphis State (H)	67	84
S. Florida (A)	74	69
Virginia Tech (N)**	65	86

*Women's Court Classic
**Metro Conference Tournament

1985-86 (12-18)	FSU	OPP
West Georgia (H)	67	57
Georgia SW (H)	51	58
Colorado St. (N)*	68	53
Monmouth (N)*3OT	71	69
Tampa (H)	88	77
Georgetown (H)@	78	74
Radford (H)@ OT	80	87
Stetson (A)	76	72
South Carolina (A)	57	81
Virginia Tech (A)	68	73
Louisville (H)	67	64
Cincinnati (H)	75	72
Central Florida (A)	90	98
South Florida (A)	58	47
Florida (H)	68	77
Tulane (H)	71	70
Tennessee (A)	43	89
Albany State (A)	72	69
Memphis State (H)	66	95
Southern Miss (A)	67	74
Tulane (A)	60	75
South Florida (H)	78	68
Florida A&M (H)	65	83
Southern Miss. (H)	76	89
Florida (A)	76	81
Memphis State (A)	70	81
Stetson (H)	68	74
Cincinnati (N) Metro	45	77

*Pizza Hut Classic; Wichita Kansas - 1st Place
@ Southernaire Invitational - 2nd Place

1986-87 (9-19)	FSU	OPP
Albany State (H)(OT)	71	72
Toledo (H)*	80	64
Rice (H)*	62	50
Stetson (H)	50	55
Miami (A)	75	74
Florida Atlantic (A)	38	42
Alabama-Birmingham (H)	75	62
Valdosta State (H)	66	75
Virginia Tech (A) (M)	78	91
Louisville (H) (M)	66	63
Cincinnati (H)(M)	53	55
Florida (H)	65	69
South Alabama (H)	58	76
South Carolina (H)(M)	56	63
S. Mississippi (A)(M)	64	62
Memphis State (A)(M)	68	75
Miami (H)	73	80
Virginia Tech (H)(M)	70	65
South Alabama(H)	64	99
Louisville (A)(M)	64	77
Cincinnati (A)(M)	70	50
Florida A&M(H)	79	72
South Carolina (A)(M)	61	64
Florida (H)	59	70
Southern Miss (H)(M)	75	84
Memphis State (H)(M)	75	94
New Orleans (A)	59	87
Virginia Tech (A)(M)@	67	68

* Tallahassee Hilton Classic 1st Place
@ Metro Conference Tournament


1987-88 (9-18)	FSU	OPP
New Mexico State (A)	73	64
DePaul (A)	68	82
Wisconsin (H)*	100	67
West Virginia* (OT)	68	58
Stetson (A)	69	75
Georgia Southern (A)(OT)	83	77
North Carolina (A)	79	82
Georgia (H)	72	91
Wisconsin-Green Bay (H)	64	67
New Orleans (H)	61	71
Memphis State (M)(OT)(H)	90	91
S. Miss (H)(M)	60	69

Florida A&M (N)	68	73
South Carolina (M)(H)	55	85
Valdosta State (A)	77	83
Virginia Tech (H)(M)	61	59
Alabama (H)	64	70
Cincinnati (M)(H)	59	70
Louisville (H)(M)	99	65
Memphis State (M)(A)	89	94
Southern Miss (M)(A)	68	84
Virginia Tech (M)(A)	81	97
South Carolina (M)(A)	86	96
Florida (H)	71	55
Louisville (M)(A)	73	70
Cincinnati (M)(A)	66	58
Cincinnati &	76	78

@Coopers & Lybrand Invitational 2nd Place
*Tallahassee Hilton Classic 1st Place
& Metro Conference Tournament

1988-89 (16-11)	FSU	OPP
Central Michigan ¹	100	78
Miami ¹	85	96
North Carolina-Asheville ²	99	58
Georgia Southern ²	105	78
Miami	79	88
Florida	60	65
Stetson	70	64
Alabama-Birmingham	84	68
Southern Mississippi	78	75
Cincinnati	45	66
Louisville	65	64
Virginia Tech	67	68
South Carolina	82	99
South Florida	85	74
Virginia Tech	69	66
Alabama	68	70
Southern Mississippi	66	84
Howard University	101	73
Florida A&M	75	68
Cincinnati	62	57
Louisville	82	76
Georgia	70	90
South Carolina	68	76
South Florida	94	85
Memphis State	89	80
Cincinnati ¹	47	57

¹Lady Sunshine Classic, Lake Mary, Florida (2nd Place)
²Tallahassee Hilton Classic, Tallahassee, Florida (1st Place)
³Metro Conference Tournament, Memphis, Tennessee



Maria Lardie

COACHING RECORDS

Year	Head Coach	Record	Pct.
1973-74	Millie Usher	7-3	.700
1974-75	Millie Usher	15-17	.469
1975-76	Diane Murphy	12-12	.500
1976-77	Diane Murphy	10-12	.455
1977-78	Diane Murphy	8-8	.500
1978-79	Diane Murphy	18-15	.545
1979-80	Janice Dykehouse	13-22	.371
1980-81	Janice Dykehouse	14-15	.483
1981-82	Janice Dykehouse	28-10	.737
1982-83	Janice Dykehouse	24-6	.800
1983-84	Janice Dykehouse	13-18	.419
1984-85	Jan D. Allen	6-21	.286
1985-86	Jan D. Allen	12-16	.428
1986-87	Marynell Meadors	9-19	.321
1987-88	Marynell Meadors	9-18	.333
1988-89	Marynell Meadors	16-11	.593



Robyn Markey, Marynell Meadors, Freda Glover, Julie Brown

Florida State University, home of the world's fastest supercomputer, is setting the pace as higher education in the state prepares to enter the 21st century. The FSU Supercomputer Computations Research Institute attracts international attention with scientists from many nations using the University's two powerful supercomputers in their research.

The Department of Physics' Tandem Van de Graaff Superconducting Accelerator Laboratory, ranked in the top four in the nation by the National Science Foundation, houses two powerful atom smashers which also provide unique research opportunities.

Located in Tallahassee, the capital of Florida, FSU is a public, coeducational university and a senior member of the State University System. More than 24,000 students are enrolled, representing all 50 states and 100 foreign countries. The University offers more than 250 graduate and undergraduate degrees in its 15 schools and colleges. Outstanding programs in the colleges of arts and sciences, business, communication, education, engineering, home economics, law and social sciences combine with the schools of criminology, library and information studies, music, nursing, social work, theater and visual arts to make Florida State a nationally acclaimed university.

The Florida State campus, located just blocks away from the state capitol, is beautiful in all seasons. Its 347 acres mirror the picturesque features of the surrounding North Florida region. The buildings are nestled among evergreen live oaks, pines and palms, as well as hardwoods that provide fall color, and dogwoods and azaleas that are covered with a profusion of springtime blossoms.

As an institution, FSU began as coeducational Seminary West of the Suwannee River, approved by the Florida Legislature in 1851 and assigned to Tallahassee in 1857. Name changes over the years included Florida State College in 1901; then in 1905, Florida Female College and, in 1909, Florida State College for Women. Gov. Millard Caldwell signed a bill in 1947 which again made the institution coeducational and changed the name to Florida State University.

The University's location affords excellent research and internship opportunities in government, law and the social sciences. The reputation of Florida State's research programs and the expertise of its more than 1,500 faculty members—including four members of the National Academy of Sciences and four members of the American Academy of Arts and Sciences—represent major strengths of the University. FSU prides itself on pursuing academic quality while maintaining a friendly, welcoming atmosphere.

Programs in music, dance and theater at Florida State have earned well-deserved national recognition. The visual and performing arts exhibited and produced on campus offer



students and the community a wealth of enrichment opportunities.

Student activities at FSU create an important balance between the classroom experience and the personal life of the individual scholar. Honors programs, student government, intramural sports and more than 200 organizations are available for student involvement. Furthermore, the Flying High Circus, the world's only all-collegiate circus, makes its home here.

Florida State academic programs extend well beyond Tallahassee. The FSU Marine Laboratory is located on the Gulf of Mexico, 45 miles away. Students participate in professional training programs at the Asolo State Theater in Sarasota and the Burt Reynolds Institute for Theatre Training in Jupiter. The Panama City Campus of Florida State offers upper-level courses which lead to bachelor's and master's degrees. The Center for Professional Development and Public Service, housed in the Florida State Conference Center on the edge of the main campus, manages educational outreach activities from Pensacola to Miami.

The physical growth of the University during the 11-year administration of President Bernard Sliger represents new construction expenditures of more than \$100 million. It includes such additions as the University Union expansion project, the new Paul A.M. Dirac Science Library Building, the Jeffersonian-style Village Green project at the College of Law, the new wing of the Rovetta Business Building, and the new FAMU/FSU College of Engineering at Innovation Park.

It is not only the academic programs and facilities of Florida State, but also its people—students, faculty, alumni, administrators and staff—who make this University such a proud monument to learning.

Florida State's enrollment has reached an all-time high of 26,000.

Students are able to walk to class year-round in Tallahassee's moderate climate.



METRO CONFERENCE

1988-89 FINAL METRO CONFERENCE WOMEN'S BASKETBALL STANDINGS

South Carolina	10- 2	23- 7
Southern Mississippi	10- 2	26- 5
Florida State	7- 5	16-11
Virginia Tech	7- 5	16-13
Cincinnati	6- 6	21- 9
Memphis State	2-10	9-19
Louisville	0-12	4-24

Florida State surprised the Metro Conference with a third-place finish in 1988-89 after it was picked to finish fifth!

1988-89 FINAL METRO CONFERENCE WOMEN'S BASKETBALL STATISTICS

SCORING OFFENSE

	G	PTS	AVG
Southern Miss	31	2543	82.0
South Carolina	30	2407	80.2
FLORIDA STATE	27	2090	77.4
Memphis State	28	1931	69.0
Virginia Tech	29	1932	66.6
Louisville	28	1732	61.9
Cincinnati	30	1815	60.5

SCORING DEFENSE

Cincinnati	30	1661	55.4
Virginia Tech	29	1900	65.5
South Carolina	30	1989	66.3
Louisville	28	1979	70.7
Southern Miss	31	2204	71.1
FLORIDA STATE	27	1996	73.9
Memphis State	28	2159	77.1

SCORING MARGIN

	OFF AVG	DEF AVG	DIF
South Carolina	80.2	66.3	+13.9
Southern Miss	82.0	71.1	+10.9
Cincinnati	60.5	55.4	+5.1
FLORIDA STATE	77.4	73.9	+3.5
Virginia Tech	66.6	65.5	+1.1
Memphis State	69.0	77.1	-8.1
Louisville	61.9	70.7	-8.6

REBOUND MARGIN

	REB/AVG	OPP REV/AVG	MAR
Virginia Tech	1150/39.7	1015/35.0	+4.7
Southern Miss	1319/42.5	1204/38.8	+3.7
Cincinnati	997/33.2	954/31.8	+1.4
South Carolina	1068/35.6	1057/35.2	+0.4
FLORIDA STATE	993/36.8	1084/40.1	-3.3
Memphis State	1005/35.9	1084/40.1	-4.2
Louisville	1013/36.2	1158/41.4	-5.2

TURNOVER MARGIN

	TO/AVG	OPP TO/AVG	MAR
FLORIDA STATE	494/18.3	617/22.9	4.6
Southern Miss	531/17.1	641/20.7	3.6
South Carolina	510/17.0	613/20.4	3.4
Cincinnati	602/20.1	645/21.5	1.4
Louisville	569/20.3	563/20.1	-0.2
Virginia Tech	596/20.6	539/18.6	-2.0
Memphis State	638/22.8	511/18.3	-4.5

FIELD GOAL PERCENTAGE (OFFENSE)

	FGM/FGA	PCT
South Carolina	976-1852	.527
Memphis State	798-1677	.476
FLORIDA STATE	851-1813	.469
Southern Miss	973-2098	.464
Cincinnati	716-1604	.446
Virginia Tech	718-1698	.423
Louisville	717-1745	.411

THREE-POINT FIELD GOAL PERCENTAGE

	FGM/FGA	PCT
South Carolina	54-121	.446
FLORIDA STATE	56-129	.434
Southern Miss	92-260	.354
Virginia Tech	92-276	.337
Memphis State	37-110	.336
Cincinnati	18- 56	.321
Louisville	42-133	.320

FIELD GOAL PERCENTAGE (DEFENSE)

	FGM/FGA	PCT
Cincinnati	651-1542	.422
Virginia Tech	762-1764	.432
South Carolina	808-1866	.433
Louisville	768-1727	.445
Memphis State	839-1871	.448
Southern Miss	903-2017	.448
FLORIDA STATE	788-1695	.465

FREE THROW PERCENTAGE

	FTM/FTA	PCT
South Carolina	401-555	.723
Cincinnati	365-515	.709
Virginia Tech	400-574	.697
Louisville	271-413	.660
Southern Miss	504-775	.650
Memphis State	298-472	.631
FLORIDA STATE	332-534	.622

LADY SEMINOLES AMONG INDIVIDUAL METRO LEADERS

Bev Burnett, 5th in scoring with 15.9 ppg
 Chris Davis, 13th in scoring with 12.7 ppg
 Robin Storey, 2nd in three point field goal percentage with .475 (47-99)
 Wanda Burns, 8th in assists with 3.41 per game
 Chris Davis, 5th in steals with 2.07 per game

metro
CONFERENCE



1989-90 FLORIDA STATE LADY SEMINOLES

Front Row (left to right) — head coach Marynell Meadors, Luz Lopez, Wanda Burns, Tanya Fowler, Robin Corn, manager Stephanie Hensley.
Second Row (left to right) — trainer Kim Ferrill, Kelli Test, Danielle Ryan, Karen Thomas, Shannon Hodge, Chris Davis, graduate assistant Julie Brown.
Top Row (left to right) — assistant coach Robyn Markey, Chantelle Dishman, Karen McGee (no longer with team), Tia Paschal, Tracy Walker, Karen Galloway, Maria Lardie, assistant coach Freda Glover.