


# 1990-1991 Statistics

## 1990-91 Lady Seminole Team Highs and Lows

	Florida State	Opponents
Most FG Made	49, vs. Stetson	38, Virginia
Fewest FG Made	23, vs Georgia, Cincinnati-2, South Carolina-3	20, Missouri-Kansas City
Most FG Attempted	86, vs. Marquette	84, Marquette
Fewest FG Attempted	49, vs. Miami, Tulane-1	46, SW Missouri St.
High FG Percentage	66.1, vs. Memphis St.-2	53.7, Tulane-1
Low FG Percentage	35.4, vs. South Carolina-3	33.3, Louisville-2
Most 3-PT FG Made	4, on 5 occasions	9, South Carolina-2
Most 3-PT FG Attempted	14, vs Auburn	19, Virginia Tech-1
Most FT Made	33, vs. Memphis St.-1	25, Southern Miss-2
Fewest FT Made	5, vs. South Carolina-3	2, Cincinnati-1, Tulane-1
High FT Percentage	90.0, vs. Western Kentucky	84.6, SW Missouri St.
Low FT Percentage	52.0, vs. Illinois	28.6, Cincinnati-1
High Rebounds	54, vs. Marquette	52, Marquette
Low Rebounds	23, vs. Tulane-1	23, Miami
Personal Fouls	23, vs. SW Missouri St.	32, Louisville-1
Low Personal Fouls	5, vs. Cincinnati-3	13, Virginia Tech-1
High Point Total	* 114, vs. Stetson	94, Memphis State-1
Low Point Total	54, vs. South Carolina-3	49, Cincinnati-2
High Assists	28, vs. Southern Miss.-1	25, Georgia
Low Assists	4, vs. SW Missouri St.	7, Illinois, Tulane-1
High Turnovers	29, vs. Louisville-1	36, Marquette
Low Turnovers	8, vs. Tulane-2	10, South Carolina
Blocks	7, vs. Stetson, Florida	10, SW Missouri St.
Steals	21, vs. Stetson, Appalachian. St.	19, Georgia



## 1990-91 Lady Seminole/Opponent Individual Highs

	Florida State	Opponents
FG Made	14, Dishman vs. Marquette	15, Taylor, Cincinnati
FG Attempted	22, Burns vs. Georgia	27, Williams, USC-2
FT Made	* 14, Burns vs. Memphis St.-1	12, Felder, Southern Miss-2
FT Attempted	14, Burns vs. Memphis St.-1	14, Felder, Southern Miss-2
Points	34, Dishman vs. Marquette	33, Witherspoon, Florida
Rebounds	15, Davis vs. South Carolina	15, Felder, Southern Miss-2
Assists	10, Burns vs. Marquette, Cincinnati-2	7, Bulter, Florida; Rusch, Tulane-1
Turnovers	9, Burns vs. South Carolina-2	11, Persin, Marquette
Blocks	3, Davis on four occasions Dishman vs. Louisville-1, Georgia	6, Muller, SW Missouri St.
Steals	7, Paschal vs. SW Missouri St. Burns vs. Alabama	6, Joyner, South Carolina-1 Blake, Cincinnati-2 Sanders, Southern Miss-2

\*Indicates new school record

# 1990-91 Florida State Team Game-By-Game Totals

Opponent	Scoring	FG-FGA	PCT	3PT FG-FGA	FT-FTA	PCT.	REB	PF	AST	TP	BLK	ST
U. MISSOURI-KC FSU	35-17=52 27-39=66	20-50 25-54	40.0 46.3	3-5 1-6	9-12 15-26	75.0 57.7	29 37	21 15	11 6	21 16	2 2	7 9
SW MISSOURI ST. FSU	36-32=68 33-30=63	23-46 25-56	50.0 44.6	0-2 0-4	22-26 13-18	84.6 72.2	32 25	19 23	15 4	24 18	10 5	7 16
MARQUETTE FSU	42-33=75 61-49=110	34-84 42-86	40.5 48.8	2-15 1-7	5-10 25-35	50.0 71.4	52 54	27 15	12 25	36 19	6 4	9 20
LSU FSU	43-39=82 40-49=89	31-63 34-65	49.2 52.3	6-13 2-7	14-20 19-30	70.0 63.3	35 37	21 20	8 15	21 17	5 2	6 12
ILLINOIS FSU	33-33=66 39-39=78	25-66 32-68	37.9 47.1	2-7 1-10	14-19 13-25	73.7 52.0	42 41	22 14	7 11	16 13	3 2	9 11
VIRGINIA FSU	50-42=92 35-42=77	37-79 25-59	46.8 42.4	2-7 1-9	15-22 26-41	68.2 63.4	47 38	30 19	20 11	14 20	5 3	12 8
FLORIDA FSU	39-39=78 36-43-79	28-61 29-68	45.9 42.6	4-9 1-5	18-24 20-28	75.0 71.4	43 40	24 20	13 18	26 20	2 5	9 12
MIAMI FSU	31-31=62 30-46=76	28-66 28-49	42.4 57.1	0-6 3-4	6-10 17-24	60.0 70.8	23 37	20 11	21 17	12 22	5 2	13 3
VIRGINIA TECH FSU	43-21=64 36-42=78	24-65 33-51	36.9 64.7	5-19 1-2	11-14 11-16	78.5 68.8	30 33	13 15	17 17	14 20	1 0	9 5
CINCINNATI FSU	34-27=61 48-42=90	29-67 34-67	43.3 50.7	1-4 4-9	2-7 18-23	28.6 78.3	33 45	17 11	9 10	15 13	3 2	8 11
LOUISVILLE FSU	29-41=70 35-48=83	27-76 29-54	35.5 53.7	2-13 1-2	14-20 24-42	70.0 57.1	43 45	32 17	14 15	26 29	3 3	13 15
ALABAMA FSU	35-30=65 39-49=88	30-67 35-64	44.7 54.6	1-9 0-5	4-9 18-25	44.4 72.0	34 35	21 16	13 19	26 15	1 1	8 16
MEMPHIS ST. FSU	48-46=94 46-60=106	38-82 36-68	46.3 52.9	4-9 1-10	14-22 33-40	63.2 82.5	36 48	28 16	17 19	15 21	2 2	8 5
S. CAROLINA FSU	26-34=60 34-34=69	25-69 27-54	36.2 50.0	7-22 0-2	3-8 15-21	37.5 71.4	35 42	17 8	15 7	11 16	4 3	7 5
SOUTHERN MISS. FSU	34-42=76 47-49=96	32-77 41-64	41.5 64.0	3-14 2-2	9-12 12-21	75.0 57.0	40 35	18 16	10 28	25 22	4 2	12 16
TULANE FSU	30-30=60 41-46=87	29-54 32-49	53.7 65.3	0-1 1-1	2-6 22-27	33.3 81.4	25 23	22 11	7 17	20 15	2 1	9 13
GEORGIA FSU	46-45=91 33-38=71	37-76 23-58	48.7 39.7	3-6 1-4	14-19 24-35	73.7 68.6	40 47	28 17	25 10	17 28	5 3	19 10
S. CAROLINA FSU	33-42-8-9=92 39-36-8-8=91	37-79 35-65	46.8 53.8	9-18 3-5	9-17 18-29	52.9 62.1	40 41	20 15	14 15	15 19	2 1	9 12
STETSON FSU	40-31=71 66-48=114	29-64 49-81	45.3 60.5	6-13 1-4	7-13 15-21	53.8 71.4	31 43	18 10	9 24	26 16	1 7	10 21
CINCINNATI FSU	18-31=49 30-37=67	22-61 23-56	36.1 41.1	0-4 0-1	5-13 21-31	38.5 67.7	40 41	25 12	17 11	28 21	2 1	13 7
LOUISVILLE FSU	26-26=52 31-55=86	21-63 35-69	33.3 50.7	2-12 2-5	8-16 14-19	50.0 73.4	33 50	20 14	13 25	20 16	4 2	4 12
AUBURN FSU	35-44=79 35-29=64	32-59 25-54	54.2 46.2	4-9 4-14	11-16 10-12	68.7 83.3	36 25	18 15	15 11	15 17	4 0	10 7
MEMPHIS ST. FSU	33-44=77 51-50=101	30-69 37-56	43.4 66.1	3-9 4-12	14-20 23-28	70.0 82.1	28 36	19 18	13 17	21 27	2 3	16 15
VIRGINIA TECH FSU	22-31=53 38-38=76	22-57 29-55	38.5 52.7	1-11 3-6	8-11 15-21	72.7 71.4	24 43	18 10	10 9	15 22	2 5	12 11
SOUTHERN MISS. FSU	44-49=93 26-64=90	34-67 35-68	50.7 51.5	0-5 4-9	25-31 16-21	80.6 76.2	39 35	18 21	15 13	19 21	6 9	14 12
TULANE FSU	38-28=66 55-49=104	29-65 41-65	44.6 63.1	5-9 3-5	3-8 15-22	37.5 66.0	34 37	22 11	8 19	24 8	2 0	6 10
FAMU FSU	31-31=62 47-45=92	27-71 34-60	38.0 56.6	2-11 1-4	6-9 23-37	66.7 60.2	36 47	29 12	16 17	26 24	1 5	13 18
CINCINNATI FSU	21-30=51 50-39=89	23-57 30-48	40.4 62.5	2-6 4-6	3-6 25-33	50.0 75.8	28 30	21 5	15 25	21 12	1 2	5 10
LOUISVILLE FSU	34-36=70 35-48=83	28-50 33-57	56.0 57.9	6-11 1-6	8-15 16-25	53.3 64.0	28 31	22 20	21 13	21 13	3 3	8 9
S. CAROLINA FSU	23-30=53 25-29=54	21-54 23-65	38.9 35.4	4-16 3-7	7-9 5-6	77.8 83.3	35 42	15 13	13 18	11 10	3 2	7 1
APPALACH. ST. FSU	28-29=57 43-53=96	22-49 38-81	47.8 46.9	0-9 1-9	13-20 19-28	65.0 67.9	34 44	17 21	19 16	34 16	0 1	4 21
WESTERN KY FSU	38-32=69 37-32=69	32-66 29-58	48.5 50.0	4-8 2-6	4-8 9-10	50.0 90.0	35 31	16 15	14 17	16 19	3 3	11 5

# 1990-1991 Statistics

## 1990-91 Lady Seminole Game-By-Game Results

Overall Record: 25-7 (.781)      Away Record: 9-5 (.643)  
 Home Record: 11-2 (.846)      Neutral Record: 5-0 (1.000)

DATE	OPPONENT	ATTEND.	W/L	SCORE	HI SCORER	HI REBOUNDER
<b>ST. JOHN'S LADY BEAR CLASSIC, SPRINGFIELD, MO (2nd Place)</b>						
Nov. 23	Missouri-KC	235	W	66-52	26, Burns	8, Davis
Nov. 24	@ SW Missouri State	1,546	L	63-68	22, Burns	6, Paschal
<b>TALLAHASSEE HILTON CLASSIC, TALLAHASSEE, FL (1st Place)</b>						
Dec. 1	Marquette	440	W	110-75	34, Dishman	12, Burns
Dec. 2	LSU	426	W	89-82	23, Dishman	7, Paschal
<b>CAVALIER CLASSIC, CHARLOTTESVILLE, VA (2nd Place)</b>						
Dec. 7	Northern Illinois	175	W	78-66	21, Dishman	9, Paschal
Dec. 8	@ Virginia	1,800	L	77-92	18, Dishman	9, Paschal
Dec. 17	@ Florida	863	W	79-78	23, Paschal	10, Ryan
Dec. 19	@ Miami	303	W	76-62	15, Dishman	11, Davis
Jan. 7	@ Virginia Tech	317	W	78-64	23, Dishman	9, Dishman, Paschal
Jan. 12	Cincinnati	742	W	90-61	23, Paschal	6, Derlak, Paschal
Jan. 14	Louisville	429	W	83-70	25, Burns	11, Dishman
Jan. 16	Alabama	468	W	88-65	23, Ryan	8, Dishman
Jan. 19	@ Memphis State	391	W	106-94	27, Burns	14, Dishman
Jan. 21	@ South Carolina	691	W	69-60	23, Paschal	10, Dishman
Jan. 26	Southern Miss	627	W	96-76	18, Burns	11, Dishman
Jan. 28	Tulane	389	W	87-60	22, Dishman	4, Dishman, Galloway
Jan. 31	@ Georgia	1,233	L	71-91	24, Dishman	13, Dishman
Feb. 4	South Carolina (2OT)	675	L	91-92	25, Burns	15, Davis
Feb. 6	Stetson	347	W	114-71	17, Dishman	14, Paschal
Feb. 9	@ Cincinnati	227	W	67-49	16, Dishman	11, Dishman
Feb. 11	@ Louisville	428	W	86-52	20, Burns	12, Dishman
Feb. 14	Auburn	705	L	64-79	16, Dishman	5, Davis
Feb. 16	Memphis State	504	W	101-77	21, Burns	8, Walker
Feb. 18	Virginia Tech	500	W	76-53	15, Walker	9, Walker
Feb. 23	@ Southern Miss	507	L	90-93	27, Burns	7, Burns, Dishman
Feb. 25	@ Tulane	257	W	104-66	20, Burns, Davis	9, Paschal
Feb. 28	Florida A&M	2,038	W	92-62	24, Dishman	10, Dishman
<b>METRO CONFERENCE TOURNAMENT, LOUISVILLE, KY (1st Place)</b>						
Mar. 4	Cincinnati	1,279	W	89-51	21, Burns	5, Davis
Mar. 5	@ Louisville	1,575	W	83-70	25, Paschal	7, Dishman
Mar. 6	South Carolina	220	W	54-53	15, Burns	8, Burns
<b>NCAA TOURNAMENT (FIRST ROUND), TALLAHASSEE, FL</b>						
Mar. 13	Appalachian St.	1,346	W	96-57	20, Dishman	10, Dishman
<b>NCAA TOURNAMENT (SECOND ROUND), TALLAHASSEE, FL</b>						
Mar. 15	Western Kentucky	4,200	L	69-72	16, Burns, Davis	7, Burns

### Benjamin "Buzz" Narbut Award

Presented annually to the Lady Seminole Basketball player that exhibits outstanding character, dedication and desire. Named after Benjamin "Buzz" Narbut, former FSU assistant coach who was killed in a tragic auto accident in 1984.

- 1984  
LeeVayn Oliver
- 1985  
Celia Slater
- 1986  
Penny Stone
- 1987  
Terri McCarty
- 1988  
Jan Piatnik
- 1989  
Robin Corn
- 1990  
Robin Corn
- 1991  
Danielle Ryan



# 1990-91 Final Lady Seminole Basketball Statistics

NAME	GP-GS	MIN/AV	3PT. FGM-FGA	FG%	FGM-FGA	FG%	FTM-FTA	FT%	Rebounds		TOT/AVG	HI	AST	STL	BLK	TO	PF-DQ	PTS	AVG	HI
									OFF	DEF										
Burns	31-31	1021/33	203-435	.467	41-123	.333	125-158	.791	52	87	139/4.5	12	136	59	8	106	52.2	572/18.5	27	
Dishman	31-29	844/237	191-291	.656	0-1	.000	121-173	.699	114	125	239/7.7	14	9	33	23	66	88-3	503/16.2	34	
Paschal	32-30	862/27	184-359	.513	0-11	.000	78-109	.716	57	117	174/5.4	14	78	75	4	71	72-3	446/13.9	25	
Davis	32-16	793/25	131-237	.553	0-0	.000	79-112	.705	49	127	176/5.5	15	82	66	27	86	82-1	341/10.7	21	
Ryan	32-30	1057/33	130-237	.549	1-4	.250	50-71	.704	23	88	111/3.5	10	102	65	6	97	59-0	311/9.7	23	
Walker	25-17	461/18	79-132	.598	0-0	.000	28-49	.571	29	64	93/3.7	9	4	9	1	26	28.0	186/7.4	17	
Derlak	32-3	553/17	48-112	.429	9-22	.409	36-72	.500	24	49	73/2.3	6	39	27	1	54	19-0	141/4.4	13	
Corn	2-2	55/28	2-7	.286	0-2	.000	4-5	.800	1	6	7/3.5	4	4	1	1	2	2-0	8/4.0	4	
Arnoldi	23-0	238/10	20-54	.370	5-13	.385	12-15	.800	6	10	16/0.7	3	11	8	0	13	9-0	57/2.5	10	
Galloway	24-1	209/9	17-48	.354	0-0	.000	18-28	.643	28	22	50/2.1	9	6	6	7	22	30-0	52/2.2	10	
Hodge	22-1	166/8	15-31	.484	0-0	.000	7-11	.636	9	16	25/1.1	3	8	3	0	16	14-0	37/1.7	8	
Fowler	13-0	62/5	2-6	.333	0-0	.000	11-16	.688	0	5	5/0.4	2	5	0	0	9	5-0	15/1.2	5	
Test	20-0	129/6	4-23	.174	1-12	.083	4-7	.571	0	8	8/0.4	2	15	12	1	16	17-0	13/0.7	5	
FSU	32-32	6450	1026-1972	.520	57-188	.303	573-826	.694	392	724	1238/38.7	7	499	364	79	584	477-9	2682/83.8		
Opponent	32-32	6450	906-2079	.436	94-316	.297	307-472	.650	425	619	1119/35.0	0	446	307	99	651	878-21	2213/69.2		

## 1990-91 Individual Honors

### Wanda Burns

Most Valuable Player at St. Johns Lady Bear Classic  
 Tallahassee Hilton Classic All-Tournament Team  
 Cavalier Classic All-Tournament Team  
 Ranked first for scoring in the Metro Conference  
 Metro Conference Player of the Year  
 Most Valuable Player at the Metro Conference  
 Tournament  
 Corwin Index Florida Player of the Year  
 AWSF All-American (Third Team)  
 Hanes Her Way Florida Female Athlete of the Year

### Chris Davis

Metro Conference Player of the Week (12/20/90)  
 AWSF All-American (Special Mention)  
 Corwin Index Special Unsung Players

### Chantelle Dishman

Most Valuable Player at the Tallahassee Hilton Classic  
 Cavalier Classic All-Tournament Team  
 All-Metro Conference (First Team)  
 Corwin Index All-Florida (First Team)  
 Ranked third in the nation for field goal percentage

### Tia Paschal


Metro Conference Player of the Week (1/22/91)  
 All-Metro Conference (Second Team)  
 Metro Conference All-Tournament Team  
 Corwin Index All-Florida (Second Team)

### Coach Marynell Meadors

Metro Conference Co-coach of the Year for the second  
 year in a row

### Robin Corn


Metro Conference Academic Commissioner's List



# 1990-1991 Statistics

## 1990-91 Statistics Results

	ARNOLDI	BURNS	DAVIS	DERLAK	DISHMAN	FOWLER	GALLOWAY	HODGE	PASCHAL	RYAN	TEST	WALKER
U. Mo.-KC	3-0	26-6	13-8	1-6	DNP	DNP	2-1	DNP	13-6	4-2	DNP	DNP
SW Mo. St.	0-0	22-1	5-3	2-2	5-4	DNP	1-0	0-1	18-6	6-0	DNP	DNP
Marquette	7-3	22-12	8-3	5-3	34-7	DNP	4-9	0-1	18-11	12-0	0-1	DNP
LSU	2-0	14-6	17-6	6-2	23-6	DNP	2-2	DNP	11-7	14-4	0-0	DNP
Illinois	0-2	18-6	13-8	2-3	21-7	0-0	2-0	0-0	16-9	6-3	0-0	DNP
Virginia	DNP	15-5	14-7	7-2	18-8	DNP	2-1	DNP	14-9	7-3	DNP	DNP
Florida	DNP	19-2	21-4	0-1	8-7	DNP	1-5	DNP	23-3	5-10	0-0	2-0
Miami	0-0	13-6	14-11	0-0	15-2	DNP	0-0	DNP	13-4	8-5	0-0	13-4
Va. Tech	DNP	22-4	4-1	0-0	23-9	DNP	0-0	0-1	12-9	3-2	0-0	14-4
Cincinnati	9-2	18-5	2-3	10-6	9-5	0-1	5-5	2-2	23-6	2-3	0-0	10-4
Louisiana	0-1	25-2	7-7	4-2	22-11	DNP	0-1	DNP	6-4	12-3	1-0	6-8
Alabama	0-0	20-5	12-5	4-4	14-8	0-0	3-1	0-0	10-1	23-4	0-0	2-2
Memphis St.	1-0	27-3	15-5	4-3	17-14	0-0	0-0	0-0	18-8	18-9	-0	6-3
S. Carolina	0-0	12-6	8-8	2-0	15-10	DNP	DNP	DNP	23-3	7-5	DNP	2-2
S. Miss	4-1	18-1	14-4	7-3	12-11	3-0	DNP	2-2	9-3	10-2	0-0	17-2
Tulane	2-1	DNP	6-1	11-3	22-4	2-0	2-4	1-0	14-3	14-4	0-0	13-1
Georgia	DNP	23-5	7-4	5-3	24-13	DNP	0-0	DNP	6-7	6-8	DNP	0-2
S. Carolina	0-0	25-2	15-15	1-0	24-14	DNP	DNP	DNP	15-3	9-3	DNP	2-2
Stetson	7-1	13-2	16-3	4-3	23-8	5-2	10-3	7-2	16-14	10-2	3-2	DNP
Cincinnati	0-0	16-2	15-9	4-1	17-11	0-0	2-2	0-3	10-4	2-2	DNP	1-3
Louisville	0-1	20-8	8-6	4-3	15-12	0-0	2-4	0-1	17-2	11-2	DNP	9-9
Auburn	DNP	10-2	2-5	5-1	16-3	DNP	DNP	DNP	12-4	11-2	DNP	8-4
Memphis St.	7-0	21-2	10-4	4-0	7-4	0-0	4-4	0-3	16-6	16-4	0-0	16-8
Va. Tech	0-0	12-6	6-4	13-3	7-5	3-0	1-2	0-0	13-5	6-3	DNP	15-9
S. Miss	DNP	27-7	16-6	7-2	17-7	DNP	0-0	0-0	11-4	8-4	0-0	4-0
Tulane	10-1	20-1	20-4	2-3	14-6	2-1	1-2	7-2	1-9	16-2	5-1	6-0
FAMU	0-1	14-6	6-6	8-4	24-10	0-1	DNP	4-3	18-5	11-4	0-0	7-2
Cincinnati	3-1	21-3	5-5	8-0	13-4	DNP	6-4	6-0	10-4	11-2	2-0	4-2
Louisville	DNP	15-4	6-5	2-2	14-7	DNP	DNP	0-1	25-3	17-3	DNP	4-4
S. Carolina	DNP	15-8	14-5	3-3	6-7	DNP	DNP	0-1	8-3	2-7	DNP	6-7
Appalachian St.	2-1	13-3	6-5	1-3	20-10	DNP	2-0	8-1	13-5	16-2	2-2	13-8
W. Kentucky	DNP	16-7	16-6	5-2	4-5	DNP	DNP	0-1	14-4	8-2	0-0	6-3
<b>Total Pts.</b>	<b>57</b>	<b>572</b>	<b>341</b>	<b>141</b>	<b>503</b>	<b>15</b>	<b>52</b>	<b>37</b>	<b>446</b>	<b>311</b>	<b>13</b>	<b>186</b>
<b>Total Rbs.</b>	<b>16</b>	<b>139</b>	<b>176</b>	<b>73</b>	<b>239</b>	<b>5</b>	<b>50</b>	<b>25</b>	<b>174</b>	<b>111</b>	<b>8</b>	<b>93</b>



OPPONENTS

# ACC Preview



**CLEMSON  
UNIVERSITY**

“Tigers”



**DUKE  
UNIVERSITY**

“Blue Devils”

1990-91 Overall Record: 22-11  
 Conference Record: 8-6  
 NCAA Finish: East Regional  
 (2nd round)  
 Clemson d. Providence, 103-91  
 (Semifinals)  
 Clemson d. James Madison, 57-55  
 (Finals)  
 Connecticut d. Clemson, 60-57  
 ACC Tournament Finish:  
 (1st Round)  
 Clemson d. Duke, 60-58  
 (Semifinals)  
 Clemson d. Virginia, 65-62  
 (Finals)  
 N.C. State d. Clemson, 84-61  
 All East Regional Team:  
 Cheron Wells

All-ACC Tournament Team:  
 Cheron Wells

All-ACC Conference Team:  
 (Second Team)  
 Jackie Farmer

ACC Regular Season Titles:  
 (1) 1981

ACC Titles: (0)

NCAA Appearances:  
 (5) 1982-88-89-90-91



**JIM DAVIS**



**CHERON WELLS**

1990-91 Overall Record: 16-12  
 Conference Record: 6-8

ACC Tournament Finish:  
 (1st Round)  
 Clemson d. Duke, 60-58

All-ACC Tournament Team:  
 (Second Team)  
 Sue Harnett

ACC Regular Season Titles: (0)

ACC Titles: (0)

NCAA Appearances:  
 (1) 1987

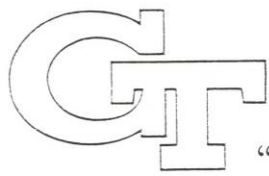


**DEBBIE LEONARD**



**ROBIN BAKER**





GEORGIA  
TECH

"Yellow Jackets"

1990-91 Overall Record: 15-13  
Conference Record: 3-11

ACC Tournament Finish:  
(1st Round)  
Maryland d. Georgia Tech, 91-73

All-ACC Tournament Team:  
(Second Team)  
Joyce Pierce

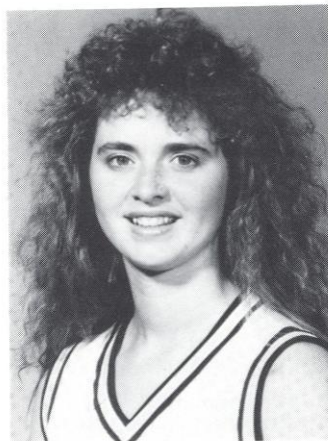
ACC Regular Season Titles: (0)

ACC Titles: (0)

NCAA Appearance: (0)



AGNUS BERENATO



KAREN LOUNSBURY



UNIVERSITY OF  
MARYLAND

"Terrapins"

1990-91 Overall Record: 17-13  
Conference Record: 9-5  
NCAA Finish: Mideast Regional  
(First Round)  
Holy Cross d. Maryland, 81-74

ACC Tournament Finish:  
(First Round)  
Maryland d. Georgia Tech, 91-73  
(Semifinals)  
N.C. State d. Maryland, 82-75

All-ACC Freshmen Team:  
Aluma Goren  
Bonnie Rimkus

ACC Regular Season Titles:  
(4) 1979-82-88 (t)-89

ACC Titles:  
(8) 1978-79-81-82-83-86-88-89

NCAA Appearances:  
(8) 1982-83-84-86-88-89-90-91



CHRIS WELLER




DAFNE LEE

### 1990-91 Atlantic Coast Conference Women's Basketball Final Standings

TEAM	CONFERENCE					OVERALL					
	W	L	PCT.	HM	RD	W	L	PCT.	HM	RD	NEU
Virginia	14	0	1.000	7-0	7-0	31	3	.912	14-1	10-0	7-2
Maryland	9	5	.643	4-3	5-2	17	13	.567	8-5	7-4	2-4
N.C.State	9	5	.643	5-2	4-3	27	6	.818	12-2	8-3	7-1
Clemson	8	6	.571	4-3	4-3	22	11	.667	12-3	5-6	5-2
Duke	6	8	.429	3-4	3-4	16	12	.571	8-6	5-4	3-2
Wake Forest	5	9	.357	3-4	2-5	15	13	.536	8-4	5-6	2-3
Georgia Tech	3	11	.214	2-5	1-6	15	13	.536	8-5	4-6	3-2
North Carolina	2	12	.143	2-5	0-7	12	16	.429	9-6	1-7	2-3

# ACC Preview



UNIVERSITY OF  
NORTH CAROLINA

"Tar Heels"



NORTH CAROLINA  
STATE

"Wolfpack"

1990-91 Overall Record: 12-16  
Conference Record: 2-12

ACC Tournament Finish:  
(1st Round)


Virginia d. North Carolina, 90-69

All-ACC Freshman Team:  
Tonya Sampson

ACC Regular Season Titles: (0)

ACC Titles: (1) 1984

NCAA Appearances:  
(5) 1983-84-85-86-87



SYLVIA HATCHELL



TONYA SAMPSON

1990-91 Overall Record: 27-6  
Conference Record: 9-5  
NCAA Finish: East Regional  
(Second Round)  
NCSU d. George Washington  
94-83  
(Semifinals)  
Connecticut d. NCSU, 82-71

ACC Tournament Finish:  
(First Round)  
NCSU d. Wake Forest, 92-72  
(Semifinals)  
NCSU d. Maryland, 82-75  
(Finals)  
NCSU d. Clemson, 84-61

Kodak All-American:  
Andrea Stinson

All-ACC Tournament Team:  
Sharon Manning (MVP)  
Rhonda Mapp  
Andrea Stinson

All-ACC First Team:  
(First Team)  
Rhonda Mapp  
Andrea Stinson  
(Second Team)  
Sharon Manning

All-ACC Freshman Team:  
Tammy Gibson

ACC Regular Season Titles:  
(5) 1978-80-83-85-90

ACC Titles: (4) 1980-85-87-91

NCAA Appearances: (9)  
1982-83-84-85-86-87-89-90-91



KAY YOW



DANYEL PARKER



# UNIVERSITY OF VIRGINIA

“Cavaliers”

1990-91 Overall Record: 31-3  
Conference Record: 14-0  
NCAA Finish: Midwest Regional  
(*Second Round*)  
Virginia d. Stephen F. Austin  
74-72 (*Semifinals*)  
Virginia d. Oklahoma State  
76-61 (*Finals*)  
Virginia d. Lamar, 85-70

Final Four  
(*Semifinals*)  
Virginia d. Connecticut, 61-55  
(*Championship Game*)  
Tennessee d. Virginia, 70-67 (OT)

ACC Tournament Finish:  
(*First Round*)  
Virginia d. North Carolina  
90-69 (*Semifinals*)  
Clemson d. Virginia, 65-62

All-Final Four Team:  
Tonya Cardoza  
Dawn Staley (MOP)

All-Midwest Regional Team:  
Tonya Cardoza  
Tammi Reiss  
Dawn Staley (MVP)

National Player of the Year:  
Dawn Staley  
Kodak All-American:  
Dawn Staley

Naismith National Coach of the  
Year:  
Debbie Ryan

All-ACC Tournament Team:  
Dawn Staley

All-ACC Team: (*First Team*)  
Tonya Cardoza



**DEBBIE RYAN**



**DAWN STALEY**

Dawn Staley  
(*Second Team*) Tammi Reiss

ACC Regular Season Titles:  
(5) 1984-86-87-88 (t)-91

ACC Titles: (1) 1990  
NCAA Appearances: (8)  
1984-85-86-87-88-89-90-91



# WAKE FOREST

“Deacons”

1990-91 Overall Record: 15-13  
Conference Record: 5-9

ACC Tournament Finish:  
(*First Round*)  
N.C. State d. Wake Forest, 92-72

All-ACC First Team:  
Jenny Mitchell

All-Freshmen Team:  
Nicole Levesque

ACC Regular Season Titles: (0)

ACC Titles: (0)

NCAA Appearances: (1) 1988



**JOE SANCHEZ**



**NICOLE LEVESQUE**

# Opponents Preview

MIAMI  
SAT., NOV. 23, 7PM  
TULLY GYM



LOCATION: Coral Gables, FL  
ENROLLMENT: 13,904  
CONFERENCE: Big East  
1990-91 RECORD: 20-10  
CONFERENCE FINISH: 9-3/2nd in New South  
POST-SEASON FINISH: None  
HEAD COACH: Ferne Labati  
CAREER RECORD/YEARS: 202-144/12  
SCHOOL RECORD/YEARS: 66-24/3  
LETTERWINNERS RETURNING/LOST: 10/0  
STARTERS RETURNING/LOST: 5/0  
TOP RETURNING SCORER: Jeannie Hebert, G, 16.3 ppg  
TOP RETURNING REBOUNDER: Vicki Plowden, C, 10.0 rpg  
COACHES PHONE: (305) 284-5802  
SID CONTACT: Tom Piero  
SID PHONE: (305) 284-3244  
SERIES WITH FSU: 17-6 FSU

LAMAR  
FRI., NOV. 29, 6PM  
@ LSU  
CRAWFISH CLASSIC



LOCATION: Beaumont, TX  
ENROLLMENT: 15,200  
CONFERENCE: Sun Belt  
1990-91 RECORD: 29-4  
CONFERENCE FINISH: 1st in American South  
POST-SEASON FINISH: NCAA Final Eight  
HEAD COACH: Liz McQuitter  
CAREER RECORD/YEARS: 20-22/2  
SCHOOL RECORD/YEARS: First Year  
LETTERWINNERS RETURNING/LOST: 9/3  
STARTERS RETURNING/LOST: 5/0  
TOP RETURNING SCORER: Brenda Hatchett, G, 18.0 ppg  
TOP RETURNING REBOUNDER: Uirannah Jackson, C, 6.2 rpg  
COACHES PHONE: (409) 880-2323  
SID CONTACT: Brian McCallum  
SID PHONE: (409) 880-2323  
SERIES WITH FSU: First Meeting

LOUISIANA STATE  
SAT., NOV. 30, TBA  
@ LSU  
CRAWFISH CLASSIC





LOCATION: Baton Rouge, LA  
ENROLLMENT: 27,000  
CONFERENCE: Southeastern  
1990-91 RECORD: 24-7  
CONFERENCE FINISH: 5-4/4th  
POST-SEASON FINISH: Lost 2nd round of NCAA  
HEAD COACH: Sue Gunter  
CAREER RECORD/YEARS: 458-162/27  
SCHOOL RECORD/YEARS: 192-75/9  
LETTERWINNERS RETURNING/LOST: 10/3  
STARTERS RETURNING/LOST: 2/3  
TOP RETURNING SCORER: Barbara Henderson, F, 10.3 ppg  
TOP RETURNING REBOUNDER: Barbara Henderson, F, 7.2 rpg  
COACHES PHONE: (504) 388-6643  
SID CONTACT: Tammy Broz  
SID PHONE: (504) 388-8226  
SERIES WITH FSU: 1-1

DELTA STATE  
SAT., NOV. 30, TBA  
@ LSU  
CRAWFISH CLASSIC



LOCATION: Cleveland, MS  
ENROLLMENT: 4,000  
CONFERENCE: Gulf South  
1990-91 RECORD: 23-7  
CONFERENCE FINISH: 12-4/2nd  
POST-SEASON FINISH: Lost in regional final  
HEAD COACH: Lloyd Clark  
CAREER RECORD/YEARS: 210-35/8  
SCHOOL RECORD/YEARS: 210-35/8  
LETTERWINNERS RETURNING/LOST: 7/3  
STARTERS RETURNING/LOST: 4/1  
TOP RETURNING SCORER: LaTonya Patty, F, 22.5 ppg  
TOP RETURNING REBOUNDER: LaTonya Patty, F, 11.1 rpg  
COACHES PHONE: (601) 846-4465  
SID CONTACT: Jody Corroero  
SID PHONE: (601) 846-4677  
SERIES WITH FSU: 2-1



EASTERN KENTUCKY  
SAT./SUN., DEC. 7-8,  
1/3PM

DIAL CLASSIC  
CIVIC CENTER



LOCATION: Richmond, KY  
ENROLLMENT: 15,371  
CONFERENCE: Ohio Valley  
1990-91 RECORD: 14-13  
CONFERENCE FINISH: 7-5/3rd  
POST-SEASON FINISH: None  
HEAD COACH: Larry Inman  
CAREER RECORD/YEARS:  
199-114/11  
SCHOOL RECORD/YEARS: 38-41/3  
LETTERWINNERS RETURNING/LOST:  
7/1  
STARTERS RETURNING/LOST: 4/1  
TOP RETURNING SCORER:  
Angie Cox, G, 18.6 ppg  
TOP RETURNING REBOUNDER:  
Jaree Goodin, C, 8.6 rpg  
COACHES PHONE: (606) 622-2127  
SID CONTACT: Scott Wilson  
SID PHONE: (606) 622-1253  
SERIES WITH FSU: First Meeting

FLORIDA ATLANTIC  
SAT./SUN., DEC. 7-8,  
1/3PM

DIAL CLASSIC  
CIVIC CENTER  
WED., FEB. 26, 7PM,  
CIVIC CENTER



LOCATION: Boca Raton, FL  
ENROLLMENT: 12,600  
CONFERENCE: Independent  
1990-91 RECORD: 23-7  
CONFERENCE FINISH: None  
POST-SEASON FINISH: Lost 1st  
Round of NCAA II  
HEAD COACH: Wayne Allen  
CAREER RECORD/YEARS: 79-37/4  
SCHOOL RECORD/YEARS: 79-37/4  
LETTERWINNERS RETURNING/LOST:  
8/3  
STARTERS RETURNING/LOST: 2/3  
TOP RETURNING SCORER:  
Tiffany Collins, G/F, 13.9 ppg  
TOP RETURNING REBOUNDER:  
Tiffany Collins, G/F, 9.3 rpg  
COACHES PHONE: (407) 367-3712  
SID CONTACT: Katrina McCormick  
SID PHONE: (407) 367-3163  
SERIES WITH FSU: 1-0 FAU

MONTANA STATE  
SAT./SUN., DEC. 7-8,  
1/3PM

DIAL CLASSIC  
CIVIC CENTER




LOCATION: Bozeman, MT  
ENROLLMENT: 10,000  
CONFERENCE: Big Sky  
1990-91 RECORD: 19-10  
CONFERENCE FINISH: 11-5/2nd  
POST-SEASON FINISH: None  
HEAD COACH: Judy Spolstra  
CAREER RECORD/YEARS: 31-25/2  
SCHOOL RECORD/YEARS: 31-25/2  
LETTERWINNERS RETURNING/LOST:  
7/6  
STARTERS RETURNING/LOST: 2/3  
TOP RETURNING SCORER:  
Sarah Flock, F, 15.7 ppg  
TOP RETURNING REBOUNDER:  
Sarah Flock, F, 6.3 rpg  
COACHES PHONE: (406) 994-3945  
SID CONTACT: Tom Schulz  
SID PHONE: (406) 994-5130  
SERIES WITH FSU: First Meeting

FLORIDA  
SUN., DEC. 15, 3PM  
CIVIC CENTER



LOCATION: Gainesville, FL  
ENROLLMENT: 34,500  
CONFERENCE: Southeastern  
1990-91 RECORD: 17-11  
CONFERENCE FINISH: 3-7/8th  
POST-SEASON FINISH: None  
HEAD COACH: Carol Ross  
CAREER RECORD/YEARS: 17-11/1  
SCHOOL RECORD/YEARS: 17-11/1  
LETTERWINNERS RETURNING/LOST:  
11/2  
STARTERS RETURNING/LOST: 3/2  
TOP RETURNING SCORER:  
Erika Lang, C, 14.1 ppg  
TOP RETURNING REBOUNDER:  
LaTonya McGhee, F, 10.3 rpg  
COACHES PHONE: (904) 375-4683  
ext. 5554  
SID CONTACT: Debbi Edwards  
SID PHONE: (904) 375-4683 ext.  
6102/6103  
SERIES WITH FSU: 23-23



# Opponents Preview

GEORGIA TECH  
TUE., DEC. 17, 7PM,  
CIVIC CENTER  
SAT., JAN. 11, 7:30PM,  
@ GA TECH



LOCATION: Atlanta, GA  
ENROLLMENT: 12,000  
Conference: Atlantic Coast  
1990-91 RECORD: 15-13  
CONFERENCE FINISH: 3-11/7th  
POST-SEASON FINISH: None  
HEAD COACH: Agnus Berenato  
CAREER RECORD/YEARS: 102-99/7  
SCHOOL RECORD/YEARS: 42-44/3  
LETTERWINNERS RETURNING/LOST:  
11/1  
STARTERS RETURNING/LOST: 5/0  
TOP RETURNING SCORER:  
Joyce Pierce, C, 19.3 ppg  
TOP RETURNING REBOUNDER:  
Joyce Pierce, C, 9.5 rpg  
COACHES PHONE: (404) 894-4418  
SID CONTACT: Teri Washington  
SID PHONE: (404) 894-5445  
SERIES WITH FSU: 1-1

VIRGINIA  
FRI., JAN. 3, 7PM,  
CIVIC CENTER  
MON., JAN. 27, 7:30PM,  
@ UVA



LOCATION: Charlottesville, VA  
ENROLLMENT: 18,137  
CONFERENCE: Atlantic Coast  
1990-91 RECORD: 31-3  
CONFERENCE FINISH: 14-0/1st  
POST-SEASON FINISH: NCAA  
Champion Runner-up  
HEAD COACH: Debbie Ryan  
CAREER RECORD/YEARS:  
301-122/14  
SCHOOL RECORD/YEARS:  
301-122/14  
LETTERWINNERS RETURNING/LOST:  
10/3  
STARTERS RETURNING/LOST: 4/1  
TOP RETURNING SCORER:  
Tammi Reiss, G, 15.4 ppg  
TOP RETURNING REBOUNDER:  
Dawn Staley, G, 6.1 rpg  
COACHES PHONE: (804) 982-5800  
SID CONTACT: Angela Manolakas  
SID PHONE: (804) 982-5500  
SERIES WITH FSU: 1-0 Virginia

WAKE FOREST  
SUN., JAN. 5, 7:30PM,  
@ WF  
MON., FEB. 17, 7PM,  
TULLY GYM



LOCATION: Winston-Salem, NC  
ENROLLMENT: 3,500  
CONFERENCE: Atlantic Coast  
1990-91 RECORD: 15-13  
CONFERENCE FINISH: 5-9/6th  
POST-SEASON FINISH: None  
HEAD COACH: Joe Sanchez  
CAREER RECORD/YEARS:  
278-147/14  
SCHOOL RECORD/YEARS: 99-75/6  
LETTERWINNERS RETURNING/LOST:  
7/5  
STARTERS RETURNING/LOST: 3/2  
TOP RETURNING SCORER:  
Nicole Levesque, G, 13.2 ppg  
TOP RETURNING REBOUNDER:  
Vickie Henson, F/C, 4.7 rpg  
COACHES PHONE: (919) 759-5763  
SID CONTACT: Julie McClung  
SID PHONE: (919) 759-5640  
SERIES WITH FSU: First Meeting

MARYLAND  
WED., JAN. 8, 7PM,  
CIVIC CENTER  
WED., FEB. 5, 7:30PM,  
@ MD



LOCATION: College Park, MD  
ENROLLMENT: 24,473  
Conference: Atlantic Coast  
1990-91 RECORD: 17-13  
CONFERENCE FINISH: 9-5/2nd  
POST-SEASON FINISH:  
Lost 1st round of NCAA  
HEAD COACH: Chris Weller  
CAREER RECORD/YEARS:  
328-139/16  
SCHOOL RECORD/YEARS:  
328-139/16  
LETTERWINNERS RETURNING/LOST:  
10/1  
STARTERS RETURNING/LOST: 5/0  
TOP RETURNING SCORER:  
Jessie Hicks, C, 13.8 ppg  
TOP RETURNING REBOUNDER:  
Dafne Lee, F, 5.4 rpg  
COACHES PHONE: (301) 314-  
7013  
SID CONTACT: Chuck Walsh  
SID PHONE: (301) 314- 7065  
SERIES WITH FSU: First Meeting



CLEMSON  
 WED., JAN. 15, 5PM,  
 @ CLEMSON  
 SAT., FEB. 1, 12:30PM,  
 CIVIC CENTER



LOCATION: Clemson, SC  
 ENROLLMENT: 16,303  
 CONFERENCE: Atlantic Coast  
 1990-91 RECORD: 22-11  
 CONFERENCE FINISH: 8-6/4th  
 POST-SEASON FINISH:  
 NCAA Final Eight  
 HEAD COACH: Jim Davis  
 CAREER RECORD/YEARS: 104-49/5  
 SCHOOL RECORD/YEARS: 85-41/4  
 LETTERWINNERS RETURNING/LOST:  
 8/5  
 STARTERS RETURNING/LOST: 3/2  
 TOP RETURNING SCORER:  
 Cheron Wells, G, 14.1 ppg  
 TOP RETURNING REBOUNDER:  
 Shandy Bryan, F, 6.1 rpg  
 COACHES PHONE: (803) 656-2101  
 SID CONTACT: Sam Blackman  
 SID PHONE: (803) 656-2114  
 SERIES WITH FSU: First Meeting

NORTH CAROLINA STATE  
 SUN., JAN. 19, 2PM,  
 TULLY GYM  
 SAT., FEB. 15, 3PM,  
 @ NCSU




LOCATION: Raleigh, NC  
 ENROLLMENT: 26,683  
 CONFERENCE: Atlantic Coast  
 1990-91 RECORD: 27-6  
 CONFERENCE FINISH: 9-5/2nd  
 POST-SEASON FINISH:  
 Lost 2nd round of NCAA  
 HEAD COACH: Kay Yow  
 CAREER RECORD/YEARS:  
 424-143/20  
 SCHOOL RECORD/YEARS:  
 367-124/16  
 LETTERWINNERS RETURNING/LOST:  
 3/7  
 STARTERS RETURNING/LOST: 3/2  
 TOP RETURNING SCORER:  
 Rhonda Mapp, C/F, 17.0 ppg  
 TOP RETURNING REBOUNDER:  
 Rhonda Mapp, C/F, 9.6 rpg  
 COACHES PHONE: (919) 515-2880  
 SID CONTACT: Ann Wheelwright  
 SID PHONE: (919) 515-2102  
 SERIES WITH FSU: First Meeting

DUKE  
 TUE., JAN. 21, 7PM,  
 TULLY GYM  
 SAT., FEB. 8, 3PM,  
 @ DUKE





LOCATION: Durham, NC  
 ENROLLMENT: 6,300  
 CONFERENCE: Atlantic Coast  
 1990-91 RECORD: 16-12  
 CONFERENCE FINISH: 6-8/5th  
 POST-SEASON FINISH: None  
 HEAD COACH: Debbie Leonard  
 CAREER RECORD/YEARS:  
 199-174/14  
 SCHOOL RECORD/YEARS:  
 199-174/14  
 LETTERWINNERS RETURNING/LOST:  
 10/2  
 STARTERS RETURNING/LOST: 3/2  
 TOP RETURNING SCORER:  
 Monika Kost, F, 10.3 ppg  
 TOP RETURNING REBOUNDER:  
 Monika Kost, F, 6.9 ppg  
 COACHES PHONE: (919) 684-2120  
 SID CONTACT: Richard Kilwien  
 SID PHONE: (919) 684-2633  
 SERIES WITH FSU: First Meeting

NORTH CAROLINA  
 SAT., JAN. 25, 1PM,  
 CIVIC CENTER  
 MON., FEB. 10, 7PM,  
 @ UNC



LOCATION: Chapel Hill, NC  
 ENROLLMENT: 23,852  
 CONFERENCE: Atlantic Coast  
 1990-91 RECORD: 12-16  
 CONFERENCE FINISH: 2-12/8th  
 POST-SEASON FINISH: None  
 HEAD COACH: Sylvia Hatchell  
 CAREER RECORD/YEARS:  
 337-158/16  
 SCHOOL RECORD/YEARS: 64-78/5  
 LETTERWINNERS RETURNING/LOST:  
 8/4  
 STARTERS RETURNING/LOST: 5/1  
 TOP RETURNING SCORER:  
 Tonya Sampson, G/F, 14.9 ppg  
 TOP RETURNING REBOUNDER:  
 Tonya Sampson, G/F, 7.2 rpg  
 COACHES PHONE: (919) 962-5411  
 SID CONTACT: Sheri West  
 SID PHONE: (919) 962-2123  
 ext. 1376  
 SERIES WITH FSU: 1-2 FSU



# Opponents Preview

**BUTLER**  
WED., FEB. 19, 7PM  
TULLY GYM




LOCATION: Indianapolis, IN  
ENROLLMENT: 4,000  
CONFERENCE: Midwestern Collegiate  
1990-91 RECORD: 21-8  
CONFERENCE FINISH: 10-6/2nd  
POST-SEASON FINISH: None  
HEAD COACH: Paulette Stein  
CAREER RECORD/YEARS: 196-145/13  
SCHOOL RECORD/YEARS: 50-34/3  
LETTERWINNERS RETURNING/LOST: 12/1  
STARTERS RETURNING/LOST: 4/1  
TOP RETURNING SCORER: Julie VonDielingen, F/C, 20.2 ppg  
TOP RETURNING REBOUNDER: Julie VonDielingen, F/C, 9.6 rpg  
COACHES PHONE: (317) 283-9375  
SID CONTACT: Denise Pcolinski  
SID PHONE: (317) 283-9375  
SERIES WITH FSU: First Meeting

**NORTHERN ILLINOIS**  
SAT., FEB. 22, 7PM  
TULLY GYM



LOCATION: DeKalb, IL  
ENROLLMENT: 24,509  
CONFERENCE: North Star  
1990-91 RECORD: 25-10  
CONFERENCE FINISH: 12-2/2nd  
POST-SEASON FINISH: 7th in WNIT  
HEAD COACH: Jane Albright-Dieterle  
CAREER RECORD/YEARS: 122-84/7  
SCHOOL RECORD/YEARS: 122-84/7  
LETTERWINNERS RETURNING/LOST: 10/4  
STARTERS RETURNING/LOST: 2/3  
TOP RETURNING SCORER: Cindy Conner, G/F, 12.5 ppg  
TOP RETURNING REBOUNDER: Angela Lockett, F/C, 7.5 rpg  
COACHES PHONE: (815) 753-0586  
SID CONTACT: Kari Brackett  
SID PHONE: (815) 753-9539  
SERIES WITH FSU: First Meeting

**FLORIDA A&M**  
MON., FEB. 24, 7PM  
@ CIVIC CENTER




LOCATION: Tallahassee, FL  
ENROLLMENT: 8,500  
CONFERENCE: Trans America  
1990-91 RECORD: 17-13  
CONFERENCE FINISH: 6-6/4th (New South)  
POST-SEASON FINISH: None  
HEAD COACH: Claudette Farmer  
CAREER RECORD/YEARS: 17-13/1  
SCHOOL RECORD/YEARS: 17-13/1  
LETTERWINNERS RETURNING/LOST: 5/2  
STARTERS RETURNING/LOST: 4/1  
TOP RETURNING SCORER: Theodora Allen, F/C, 15.0 ppg  
TOP RETURNING REBOUNDER: Polly Innerarity, C, 7.7 rpg  
COACHES PHONE: (904) 599-3868  
SID CONTACT: Alvin Hollins, Jr.  
SID PHONE: (904) 599-3200  
SERIES WITH FSU: 15-7 FSU


**ORAL ROBERTS**  
SAT., FEB. 29, 7PM  
TULLY GYM



LOCATION: Tulsa, OK  
ENROLLMENT: 3,500  
CONFERENCE: Independent  
1990-91 RECORD: 15-18  
CONFERENCE FINISH: None  
POST-SEASON FINISH: None  
HEAD COACH: Ken Trickey, Jr.  
CAREER RECORD/YEARS: 17-56/2  
SCHOOL RECORD/YEARS: 17-56/2  
LETTERWINNERS RETURNING/LOST: 6/9  
STARTERS RETURNING/LOST: 3/2  
TOP RETURNING SCORER: Helen Garrett, F, 15.5 ppg  
TOP RETURNING REBOUNDER: Helen Garrett, F, 9.9 rpg  
COACHES PHONE: (918) 495-7101  
SID CONTACT: Michael Canada  
SID PHONE: (918) 495-7102  
SERIES WITH FSU: 1-0 ORU







**RECORD BOOK**

# Records

## Series Record Against Opponents

Opponent	First Meeting	Last Meeting	W/L
Alabama	1980	1991	4-4
Alabama-Birmingham	1978	1988	3-5
Alabama State	1976	1979	0-2
Alaska	1984	1984	1-0
Albany State	1975	1987	4-8
Appalachian State	1979	1991	2-1
Arizona State	1983	1983	0-1
Army	1983	1983	1-0
Auburn	1975	1991	0-6
Barry College	1973	1973	1-0
Belhaven	1980	1980	1-0
Brigham Young	1982	1983	1-1
Central Florida	1976	1986	4-2
Central Michigan	1988	1988	1-0
Central Missouri	1980	1980	0-1
Cincinnati	1978	1991	13-8
<b>Clemson</b>	<b>1980</b>	<b>1980</b>	<b>0-1</b>
College of Charleston	1976	1976	0-1
Colorado	1984	1984	1-0
Colorado State	1986	1986	1-0
Dayton	1976	1976	1-0
Delta State	1977	1982	1-2
Denver	1980	1980	1-0
DePaul	1987	1987	0-1
East Carolina	1980	1981	0-2
Fairfield	1985	1985	0-1
Flagler	1973	1975	3-4
<b>Florida</b>	<b>1974</b>	<b>1991</b>	<b>23-23</b>
<b>Florida Atlantic</b>	<b>1987</b>	<b>1987</b>	<b>0-1</b>
<b>Florida A&amp;M</b>	<b>1975</b>	<b>1991</b>	<b>15-7</b>
Florida International	1976	1983	4-0
Florida Southern	1980	1980	1-0
Fordham	1984	1984	1-0
Fort Valley	1975	1975	0-1
Georgetown	1984	1986	0-2
Georgia	1988	1991	0-4
Georgia Southern	1975	1988	3-4
Georgia State	1980	1980	0-1
<b>Georgia Tech</b>	<b>1974</b>	<b>1980</b>	<b>1-1</b>
Howard	1989	1989	1-0
Idaho	1984	1984	0-1
Illinois	1990	1990	1-0
Indiana	1980	1980	0-1
John Abbott	1976	1977	2-0
Judson College	1981	1981	1-0
Kansas	1983	1983	1-0
Kent State	1981	1981	1-0
Lewis State	1982	1982	1-0
<b>Louisiana State</b>	<b>1989</b>	<b>1990</b>	<b>1-1</b>
Louisville	1978	1991	11-10
Marquette	1990	1990	1-0
McNeese State	1981	1981	1-0
Memphis State	1977	1991	9-13
Mercer	1974	1984	1-6
Miami	1975	1990	17-6
Miami (OH)	1982	1982	1-0
Miami Dade CC-Dtn.	1976	1976	1-0
Miami Dade CC-North	1975	1975	1-0
Miami Dade CC-South	1974	1976	1-1
Michigan	1984	1984	0-1
Middle Tennessee	1983	1983	1-0
Mississippi	1980	1983	1-2
Mississippi College	1979	1982	1-1
Mississippi State	1978	1989	1-2
Mississippi U. for Women	1980	1982	2-0
Mississippi Valley	1982	1982	0-1
Missouri	1984	1984	0-1
Missouri-Kansas City	1990	1990	0-1
Montclair State	1983	1983	1-0
Nebraska	1983	1983	1-0
New Mexico State	1987	1987	1-0
New Orleans	1978	1988	0-4
<b>North Carolina</b>	<b>1982</b>	<b>1988</b>	<b>2-1</b>
North Carolina-Asheville	1988	1988	1-0
North Carolina-Charlotte	1989	1989	0-1
Northeast Missouri	1978	1978	1-0
Northwest Louisiana	1980	1980	1-0
Old Dominion	1982	1982	0-1
Oklahoma State	1983	1983	1-0
<b>Oral Roberts</b>	<b>1979</b>	<b>1979</b>	<b>0-1</b>
Oregon State	1982	1982	0-1
Pensacola JC	1973	1977	2-0

Opponent	First Meeting	Last Meeting	W/L
Penn State	1982	1990	0-3
Pepperdine	1982	1982	1-0
Purdue	1981	1981	1-0
Radford	1986	1986	0-1
Rice	1987	1987	1-0
Rollins College	1975	1979	4-0
St. Joseph's	1983	1983	1-0
St. Louis	1981	1982	2-0
Savannah College	1974	1974	0-1
Shorter College	1974	1975	0-4
South Alabama	1976	1989	4-4
South Carolina	1977	1991	2-16
Southeast Louisiana	1980	1981	1-1
Southern Mississippi	1979	1991	4-16
South Florida	1974	1989	26-2
SW Missouri State	1990	1990	0-1
Stanford	1984	1984	1-0
Stetson	1976	1991	11-4
Talladega College	1975	1975	0-1
Tampa	1975	1986	4-1
Temple	1983	1983	1-0
Tennessee	1985	1986	0-2
Texas	1984	1984	0-1
Tift	1974	1974	1-0
Tennessee-Chattanooga	1982	1982	1-0
Toledo	1987	1987	1-0
Troy State	1977	1979	1-1
Tulane	1978	1991	9-8
Valdosta State	1975	1988	0-11
<b>Virginia</b>	<b>1990</b>	<b>1990</b>	<b>0-1</b>
Virginia Tech	1980	1990	10-8
Western Kentucky	1983	1991	0-2
West Florida	1975	1975	1-0
West Georgia	1975	1986	2-2
West Virginia	1987	1987	1-0
Wichita State	1984	1984	0-1
Winthrop College	1979	1979	1-2
Wisconsin	1987	1987	1-0

\* 1991-92 opponents in **Bold**

### Records Against Atlantic Coast Conference Opponents

Opponent	1st meeting	Last Meeting	Record
Clemson	1980	1980	0-1
Georgia Tech	1974	1980	1-1
North Carolina	1982	1988	2-1
Virginia	1990	1990	0-1
Duke	no previous meeting		
Maryland	no previous meeting		
N.C. State	no previous meeting		
Wake Forest	no previous meeting		

## Single Game Records

### TEAM

**Most Points Scored:** 114 vs. Stetson (2/6/91)  
**Fewest Points Scored:** 32 vs. Valdosta State (1/23/76)  
**Largest Winning Margin:** 84 pts. vs West Florida (1975)  
**Most Field Goals:** 49 vs. Stetson (2/6/91)  
**Most Field Goal Attempts:** 97 vs. Florida (12/4/78)  
**Highest Field Goal Percentage:** 73.1 vs. Denver (12/15/80)  
**Most 3-Point Field Goals:** 8 vs. Auburn (1/17/91)  
**Most 3-Point Field Goal Attempts:** 31 vs. Auburn (1/17/91)  
**Most Free Throws:** 36 vs. Fordham (12/31/84)  
**Most Free Throw Attempts:** 47 vs. Fordham (12/31/84)  
**Highest Free Throw Percentage:** 91.7 (11-12) vs. South Alabama (11/25/80)  
**Most Rebounds:** 71 vs. Stetson (11/29/87)  
**Most Assists:** 29 vs Florida A&M (1/20/82) and (1/21/91)  
**Most Turnovers:** 42 vs. St. Louis (2/7/81)  
**Most Blocked Shots:** 12 vs. Mercer (11/17/78)

### INDIVIDUAL

**Points:** 37 by Sue Galkantas vs. Florida (12/3/80)  
**Field Goals Made:** 17 by Laine Lasseter vs. SE Louisiana (12/13/79)  
**Field Goals Attempted:** 34 by Bev Burnett vs. Georgia Southern (12/16/87)  
**Free Throws Made:** 14 by Wanda Burns vs. Memphis State (1/19/91); Sue Galkantas vs. Tulane (2/5/83) and Memphis State (2/5/83)  
**Free Throws Attempted:** 17 by Sue Galkantas vs. Tulane (1/25/82)  
**Rebounds:** 23 by Laine Lasseter vs. South Florida (12/2/78)  
**Assists:** 14 by Shirley Silsby vs. Flagler (2/6/76)  
**Steals:** 10 by Wanda Burns vs South Alabama (11/24/89)  
**Blocked Shots:** 6 by Brenda Cliette vs. Army (1/2/83) and Laine Lasseter vs. Mercer (11/17/78)

## Season Records

### TEAM

**Most Points:** 2,883 (1981-82)  
**Highest Scoring Average:** 83.8 (1990-91)  
**Fewest Points Scored:** 488 (1973-74)  
**Most Field Goals:** 1,171 (1981-82)  
**Most Field Goal Attempts:** 2,384 (1979-80)  
**Highest Field Goal Percentage:** .520 (1990-91)  
**Most 3-Point Field Goals Made:** 57 (1990-91)  
**Most 3-Point Field Goal Attempts:** 192 (1989-90)  
**Highest 3-Point Field Goal Percentage:** .303 (1990-91)  
**Most Free Throws:** 573 (1990-91)  
**Most Free Throw Attempts:** 826 (1990-91)  
**Highest Free Throw Percentage:** .698 (1983-84)  
**Most Rebounds:** 1,545 (1981-82)  
**Highest Rebounding Average:** 45.7 (1986-87)  
**Most Assists:** 601 (1981-82)  
**Most Steals:** 406 (1981-82)  
**Most Turnovers:** 686 (1982-83)  
**Most Blocked Shots:** 116 (1986-87)

### INDIVIDUAL

**Most Points:** 710 by Sue Galkantas (1982-83)  
**Highest Scoring Average:** 21.6 by Sue Galkantas (1981-82)  
**Most Field Goals:** 282 by Sue Galkantas (1982-82)  
**Highest Field Goal Percentage:** .656 by Chantelle Dishman (1990-91)  
**Most Rebounds:** 336 by Cherry Rivers (1977-78)  
**Highest Rebound Average:** 14.0 by Cherry Rivers (1977-78)  
**Highest Free Throw Percentage:** .827 by Wanda Burns (1989-90)  
**Most Steals:** 94 by Brenda Cliette (1986-87)  
**Most Assists:** 184 by Shirley Silsby (1977-78)

## Career Records

**Most Points:** 2323 by Sue Galkantas (1980-84)  
**Highest Scoring Average:** 19.4 by Sue Galkantas (1980-84)  
**Most Field Goals:** 919 by Sue Galkantas (1980-84)  
**Highest Field Goal Percentage:** .616 by Chantelle Dishman (1989-91)  
**Most Rebounds:** 1029 by Cherry Rivers (1982-87)  
**Highest Rebound Average:** 10.8 by Brenda Cliette (1983-87)  
**Highest Free Throw Percentage:** .788 by Lisa Foglio (1981-83)  
**Most Steals:** 221 by Chris Davis (1987-91)  
**Most Assists:** 355 by Sheri Kaminski (1983-87)



Sue Galkantas still holds 14 single game, season and career records at Florida State.

# Records

## Single Season Statistical Leaders

### POINTS

1. Sue Galkantas, 1982.....	710 pts. in 29 games
2. Sue Galkantas, 1981.....	627 pts. in 34 games
3. Wanda Burns, 1991.....	572 pts. in 31 games
4. Bev Burnette, 1988.....	533 pts. in 25 games
5. Wanda Burns, 1990.....	515 pts. in 29 games
6. Cherry Rivers, 1980.....	514 pts. in 31 games
7. Chantelle Dishman, 1991.....	503 pts. in 31 games
8. Sue Galkantas, 1984.....	495 pts. in 28 games
9. Sue Galkantas, 1983.....	491 pts. in 29 games
10. Cherry Rivers, 1979.....	464pts. in 36 games

### SCORING AVERAGE

1. Sue Galkantas, 1981.....	21.6 (627 pts. in 29 games)
2. Bev Burnett, 1988.....	21.3 (533 pts. in 25 games)
3. Sue Galkantas, 1980.....	20.9 (710 pts. in 34 games)
4. Wanda Burns, 1991.....	18.5 (572 pts. in 31 games)
5. Laine Lasseter, 1979.....	18.4 (415 pts. in 22 games)
6. Wanda Burns, 1990.....	17.8 (515 pts. in 29 games)
7. Cherry Rivers, 1979.....	17.8 (464 pts. in 26 games)
8. Jackie Arnold, 1978.....	17.8 (410 pts. in 23 games)
9. Sue Galkantas, 1984.....	17.7 (495 pts. in 31 games)
10. Laine Lasseter, 1980.....	17.6 (371 pts. in 21 games)

### STEALS

1. Brenda Cliette, 1987.....	94 in 24 games
2. Wanda Burns, 1990.....	77 in 30 games
3. Brenda Cliette, 1983.....	77 in 29 games
4. Tia Paschel, 1991.....	75 in 32 games
5. Glenda Stokes, 1982.....	68 in 37 games
6. Chris Davis, 1991.....	66 in 32 games
7. Danielle Ryan, 1991.....	65 in 32 games
8. Lisa Foglio, 1982.....	64 in 26 games
9. Sunnie O'Neal, 1982.....	61 in 37 games
10. Robin Corn, 1990.....	60 in 30 games

### REBOUNDS

1. Cherry Rivers, 1977.....	336 in 24 games
2. Brenda Cliette, 1987.....	302 in 24 games
3. Sue Galkantas, 1982.....	296 in 34 games
4. Glenda Stokes, 1980.....	294 in 35 games
5. Glenda Stokes, 1982.....	276 in 37 games
6. Sue Galkantas, 1981.....	270 in 29 games
7. Brenda Cliette, 1983.....	269 in 29 games
8. Lorraine Rimson, 1984.....	269 in 31 games
9. LeeVayn Oliver, 1982.....	260 in 35 games
10. Cherry Rivers, 1980.....	257 in 31 games

### REBOUND AVERAGE

1. Cherry Rivers, 1977.....	14.0 (336 in 24 games)
2. Brenda Cliette, 1987.....	12.6 (302 in 24 games)
3. Cherry Rivers, 1978.....	10.3 (226 in 22 games)
4. Laine Lasseter, 1979.....	10.0 (222 in 22 games)
5. Sue Galkantas, 1981.....	9.3 (270 in 29 games)
6. Brenda Cliette, 1983.....	9.3 (269 in 29 games)
7. Sue Galkantas, 1982.....	8.7 (296 in 34 games)
8. Lorraine Rimson, 1984.....	8.7 (269 in 31 games)
9. Glenda Stokes, 1980.....	8.4 (294 in 35 games)
10. LeeVayn Oliver, 1983.....	8.3 (298 in 30 games)

### ASSISTS

1. Shirley Silsby, 1977.....	184 in 23 games
2. Sheri Kaminski, 1984.....	155 in 31 games
3. Wanda Burns, 1991.....	136 in 31 games
4. Lynn Marnie, 1982.....	135 in 36 games
5. Rose Harper, 1980.....	125 in 35 games
6. Sunnie O'Neal, 1982.....	120 in 37 games
7. Robin Corn, 1990.....	119 in 30 games
8. Wanda Burns, 1990.....	103 in 29 games
9. Teresa Tinsley, 1979.....	102 in 27 games
10. Lisa Foglio, 1981.....	98 in 27 games

## FIELD GOAL PERCENTAGE

1. Chantelle Dishman, 1991.....	.656 (191-291 in 31 games)
2. Glenda Stokes, 1983.....	.602 (103-171 in 29 games)
3. Lisa Foglio, 1982.....	.596 (190-319 in 26 games)
4. Sue Galkantas, 1983.....	.570 (184-323 in 29 games)
5. Chantelle Dishman, 1991.....	.565 (131-232 in 29 games)
6. Laine Lasseter, 1980.....	.560 (162-290 in 21 games)
7. LeeVayn Oliver, 1984.....	.534 (140-262 in 31 games)
8. Sue Galkantas, 1982.....	.526 (282-535 in 34 games)
9. LeeVayn Oliver, 1983.....	.523 (147-281 in 30 games)
10. LeeVayn Oliver, 1982.....	.521 (160-307 in 35 games)

\* Minimum of 100

## FREE THROW PERCENTAGE

1. Wanda Burns, 1991.....	.827 (115-139 in 29 games)
2. Lisa Foglio, 1983.....	.819 (77-94 in 29 games)
3. Chris Davis, 1990.....	.809 (76-94 in 30 games)
4. Sheri Kaminski, 1985.....	.809 (51-63 in 24 games)
5. Lisa Foglio, 1981.....	.802 (65-81 in 27 games)
6. Sue Galkantas, 1983.....	.799 (123-154 in 29 games)
7. Wanda Burns, 1991.....	.791 (125-158 in 31 games)
8. Bev Burnett, 1988.....	.775 (131-169 in 25 games)
9. Sue Galkantas, 1984.....	.771 (111-144 in 28 games)
10. Sue Galkantas, 1981.....	.755 (109-139 in 29 games)

\* Minimum of 50

## Single Game Statistical Leaders

### POINTS

Sue Galkantas vs. Florida, 37 (1980)
Sue Galkantas vs. Tulane, 34 (1983)
Sue Galkantas vs. Florida A&M, 34 (1986)
Laine Lasseter vs. SE Louisiana, 34 (1980)
Bev Burnett vs. Florida A&M, 34 (1986)
Bev Burnett vs. Virginia Tech, 34 (1988)
Chantelle Dishman vs. Marquette, 34, (1991)
Sue Galkantas vs. Middle Tennessee State, 33 (1983)
Sue Galkantas vs. Georgia State, 33 (1980)
Sue Galkantas vs. Virginia Tech, (1982)
Laine Lasseter vs. Mercer, 33 (1981)
Bev Burnett vs. South Florida, 32 (1986)
Sue Galkantas vs. South Alabama, 32 (1986)
Laine Lasseter vs. Florida, 32 (1979)
Bev Burnett vs. Southern Mississippi, 31 (1989)
Wanda Burns vs. Southern Mississippi, 31 (1990)
Laine Lasseter vs. Florida, 31 (1979)
Bev Burnett vs. Southern Miss., Louisville, Ga. Southern, 30 (1988)
Lisa Foglio vs. Miami, 30 (1982)
Sue Galkantas vs. Kent State, 30 (1982)
Sue Galkantas vs. Memphis State, 30 (1982)
Sue Galkantas vs. Tulane, 30 (1982)
Cherry Rivers vs. Miami, 30 (1980)

### REBOUNDS

Laine Lasseter vs. South Florida, 23 (1978)
Glenda Stokes vs. Virginia Tech, 21 (1982)
Chris Brokas vs. Troy State, 19 (1979)
LeeVayn Oliver vs. Cincinnati, 19 (1981)
Sarah Hall vs. Central Florida, 18 (1986)
Brenda Cliette vs. Montclair State, 17 (1983)
Sue Galkantas vs. Florida, 17 (1979)
Sue Galkantas vs. Georgia Tech, 17 (1980)
Laine Lasseter vs. Florida, 17, (1979)
Sarah Hall vs. West Georgia, 17 (1986)
Lorraine Rimson vs. Georgetown, 17 (1986)
Lorraine Rimson vs. Radford, 17 (1986)
Sarah Hall vs. Memphis State, 16, (1988)
Laine Lasseter vs. Alabama-Birmingham, 16 (1978)
Laine Lasseter vs. Appalachian State, 16 (1979)
Lorraine Rimson vs. Florida A&M, 16 (1984)
Lorraine Rimson vs. Cincinnati, 16 (1984)
Cherry Rivers vs. Louisville, 16 (1979)
Cherry Rivers vs. Miami, 16 (1980)
Tracy Walker vs. Miami, 16 (1990)

# Career Statistical Leaders

## POINTS

1. Sue Galkantas, 1980-84	2323 in 120 games
2. Cherry Rivers, 1976-80	1636 in 103 games
3. Bev Burnett, 1984-89	1509 in 97 games
4. Wanda Burns, 1988-91	1394 in 87 games
5. Chris Davis, 1987-91	1365 in 110 games
6. Laine Lasseter, 1978-82	1265 in 86 games
7. Lisa Foglio, 1980-83	1227 in 82 games
8. Glenda Stokes, 1979-83	1188 in 130 games
9. LeeVayn Oliver, 1981-84	1166 in 122 games
10. Lorraine Rimson, 1983-85	1135 in 78 games

## SCORING AVERAGE

1. Sue Galkantas, 1980-83	19.4 (2323 in 120 games)
2. Wanda Burns, 1988-91	16.0 (1394 in 87 games)
3. Cherry Rivers, 1976-80	15.9 (1636 in 103 games)
4. Jackie Arnold, 1977-79	15.8 (727 in 46 games)
5. Bev Burnett, 1984-89	15.6 (1509 in 97 games)
6. Lisa Foglio, 1980-83	15.0 (1227 in 82 games)
7. Laine Lasseter, 1978-82	14.6 (1265 in 86 games)
8. Lorraine Rimson, 1983-85	14.6 (1138 in 78 games)
9. Brenda Cliette, 1982-87	14.1 (746 in 53 games)
10. Chris Davis, 1987-90	13.3 (1024 in 78 games)

## STEALS

1. Chris Davis, 1987-91	221 in 110 games
2. Glenda Stokes, 1979-83	201 in 130 games
3. Cherry Rivers, 1976-80	189 in 103 games
4. Lisa Foglio, 1980-83	181 in 82 games
5. Wanda Burns, 1988-91	172 in 87 games
6. Brenda Cliette, 1982-87	171 in 53 games
7. Sheri Kaminski, 1980-84	171 in 98 games
8. Sue Galkantas, 1980-84	162 in 120 games
9. Robin Corn, 1987-90	141 in 84 games
10. Sunnie O'Neal, 1980-82	140 in 72 games

## REBOUNDS

1. Cherry Rivers, 1976-80	1029 in 103 games
2. Sue Galkantas, 1980-84	1006 in 120 games
3. Glenda Stokes, 1979-83	938 in 130 games
4. LeeVayn Oliver, 1980-84	869 in 122 games
5. Sarah Hall, 1984-88	785 in 110 games
6. Lorraine Rimson, 1983-86	652 in 78 games
7. Laine Lasseter, 1978-82	624 in 86 games
8. Chris Brokas, 1976-79	580 in 64 games
9. Brenda Cliette, 1982-87	571 in 53 games
10. Chris Davis, 1987-91	503 in 110 games

## REBOUNDING AVERAGE

1. Brenda Cliette, 1982-87	10.8 (571 in 53 games)
2. Cherry Rivers, 1976-80	10.0 (1029 in 103 games)
3. Chris Brokas, 1976-79	9.1 (530 in 64 games)
4. Sue Galkantas, 1980-84	8.4 (652 in 78 games)
5. Lorraine Rimson, 1983-85	8.4 (1006 in 122 games)
6. Chanktelle Dishman, 1989-91	7.4 (442 in 60 games)
7. Glenda Stokes, 1979-83	7.2 (938 in 130 games)
8. Laine Lasseter, 1978-82	7.2 (624 in 86 games)
9. Sarah Hall, 1984-88	7.1 (785 in 110 games)
10. LeeVayn Oliver, 1980-84	7.1 (869 in 122 games)
11. Jackie Arnold, 1977-79	7.1 (325 in 46 games)

## ASSISTS

1. Sheri Kaminski, 1983-87	55 in 98 games
2. Shirley Silsby, 1976-79	48 in 69 games
3. Wanda Burns, 1988-91	331 in 87 games
4. Lynn Marnie, 1980-8	293 in 86 games
5. Chris Davis, 1987-91	282 in 110 games
6. Lisa Foglio, 1980-83	274 in 82 games
7. Robin Corn, 1987-90	269 in 84 games
8. Rose Harper, 1977-81	268 in 111 games
9. Sunnie O'Neal, 1980-83	253 in 72 games
10. Sue Galkantas, 1980-84	240 in 120 games

## FIELD GOAL PERCENTAGE


1. Chantelle Dishman, 1989-91	.616 (322-523 in 60 games)
2. Lisa Foglio, 1980-83	.542 (513-946 in 82 games)
3. Sue Galkantas, 1980-84	.524 (919-1753 in 120 games)
4. Laine Lasseter, 1978-82	.521 (540-1036 in 86 games)
5. LeeVayne Oliver, 1980-84	.520 (498-957 in 122 games)
6. Glenda Stokes, 1979-83	.504 (417-827 in 130 games)
7. Tia Pashal, 1989-91	.486 (288-593 in 61 games)
8. Chris Davis, 1987-91	.481 (527-1134 in 110 games)
9. Lee Dee McDonald, 1979-81	.467 (154-330 in 130 games)
10. Robin Corn, 1987-90	.466 (201-431 in 84 games)

## FREE THROW PERCENTAGE

1. Lisa Foglio, 1980-83	.788 (201-255 in 82 games)
2. Wanda Burns, 1988-91	.777 (271-349 in 87 games)
3. Sue Galkantas, 1980-84	.745 (485-651 in 120 games)
4. Sheri Kaminski, 1983-87	.732 (208-284 in 98 games)
5. Bev Burnett, 1984-87	.708 (354-500 in 97 games)
6. Chris Davis, 1987-91	.701 (250-357 in 110 games)
7. Lorraine Rimson, 1983-85	.686 (2320-338 in 78 games)
8. Lynn Dee McDonald, 1979-81	.675 (125-185 in 47 games)
9. Aline Harvis, 1987-89	.672 (90-134 in 52 games)
10. Tia Paschal, 1989-91	.671 (116-173 in 61 games)

## GAMES PLAYED

1. Glenda Stokes, 1979-83	130
2. LeeVayne Oliver, 1980-84	122
3. Sue Galkantas, 1980-84	120
4. Rose Harper, 1977-81	111
5. Chris Davis, 1987-91	110
6. Sarah Hall, 1984-88	110
7. Jan Piatnik, 1984-88	110
8. Cherry Rivers, 1976-80	103
9. Sheri Kaminski, 1983-8	98
10. Bev Burnett, 1984-89	97



Lisa Foglio



Glenda Stokes

# Records

## All-Time Letterwinners

### A

Joanne Abraham .....1971-73  
Vicki Alexander .....1977  
Deb Allen .....1972-74  
Jackie Arnold .....1978-79  
Alison Arnoldi .....1990-

### B

Jan Bailey .....1974-76  
Jill Baker .....1981-84  
Karen Barineau .....1978-79  
Judy Battles .....1975-77  
Diane Blaydes .....1979-80  
Cindy Boehmer .....1973-76  
Veronica Bouknight .....1986  
Chris Brokas .....1976-77  
Susan Brown .....1974-76  
Mary Buchanan .....1987-  
Ruthann Burgun .....1981  
Bev Burnette .....1985-1989  
Wanda Burns .....1989-91  
Joye Burroughs .....1982

### C

Mary Anne Cannon .....1973-76  
Gussie Clark .....1985-88  
Brenda Cliette .....1983-87  
Ann Collins .....1977-78  
Debra Collins .....1989  
Emma Colquitt .....1973-76  
Robin Corn .....1988-

### D

Chris Davis .....1988-91  
Melissa Davis .....1978  
Vicki Davis .....1971-73  
Chrisy Derlak .....1991-  
Chantelle Dishman .....1990-  
Tizza Drew .....1977

### E

Debbie Edwards .....1970-72  
Denise Eilbacher .....1977-78

### F

Meg Fahey .....1982  
Cindy Frank .....1971-73  
Lisa Foglio .....1981-83  
Tanya Fowler .....1989-

### G

Becky Gailey .....1978  
Nancy Galkantas .....1982-83  
Sue Galkantas .....1981-1984  
Karen Galloway .....1990-91  
Val Garrett .....1985-88  
Cheryl Glover .....1986  
Scooby Golden .....1979-80  
Jan Gomez .....1970-71  
Clara Gonzalez .....1975-77  
Marlene Graham .....1973-76  
Joan Gray .....1970-72  
Linda Gray .....1979-81  
Sarah Grimes .....1988-89  
Moody Gwyn .....1986

### H

Sarah Hall .....1985-88  
Gina Harden .....1985-88  
Rose Harper .....1978-81  
Valene Harris .....1986-87  
Aline Harvis .....1988-89  
Peggy Harstvedt .....1976-78  
Brauna Hatzell .....1978  
Shannon Hodge .....1989-91  
Candi Houston .....1970-71

### I

Rita Ivy .....1970-72

### K

Sheri Kaminski .....1984-87  
Francene Kocsis .....1975-76  
Barb Koontz .....1974-76

### L

Martha Lappe .....1978-79  
Charlene Laine .....1970-72  
Maria Lardie .....1989-90  
June Lasseter .....1980  
Laine Lasseter .....1979-82  
Luz Lopez .....1989-90

### M

Stacy Macon .....1977  
Lynn Marnie .....1980-83  
Terri McCarty .....1985-88  
Lynn Dee McDonald .....1980-81  
Linda-Ann McGowen .....1984-86  
Yvette McKinney .....1973-74

### N

Val Nelson .....1977

### O

LeeVayne Oliver .....1981-84  
Sunnie O'Neal .....1980-82  
Anne Owen .....1970-71

### P

Karyn Palgut .....1982-  
Barb Parr .....1974-76  
Tia Paschal .....1990-  
Jan Piatnik .....1985-88  
Patti Pink .....1976-77  
Kris Podulka .....1979-81  
Gayle Preston .....1975-76  
Debbie Putzi .....1981

### R

Kim Rickardson .....1977  
Lorraine Rimson .....1984-85  
Cherry Rivers .....1977-80  
Sandra Ruffo .....1978  
Danielle Ryan .....1990-

### S

Meg Shuler .....1979  
Susan Seamon .....1971-73  
Darlene Shannon .....1978-79  
Joanne Sharpe .....1970-72  
Jode Shaw .....1975  
Dawn Shields .....1980  
Celia Slater .....1984-85  
Lori Smith .....1984  
Vicki Sperring .....1971-72  
Shirley Silsby .....1976-78  
Glenda Stokes .....1980-83  
Penny Stone .....1985  
Robin Storey .....1988-89

### T

Kelli Test .....1988-91  
Karen Thomas .....1989-90  
Terry Thomas .....1978  
Susie Thrapp .....1981  
Teresa Tinsley .....1979-80  
Debbie Tippins .....1977  
Angela Tucker .....1987-88

### W

Tracy Walker .....1990-  
Cheryl Weigand .....1976-78  
Lahna Wood .....1983  
Diana Wright .....1971-72  
Monica Wright .....1970-72

\*Active players in **Bold**

# Year by Year Results

## 1973-74 (7-3)

Head Coach: Millie Usher

Florida	39-49	L
Barry College	50-33	W
Florida	52-36	W
Flagler	53-35	W
Florida	32-31	W
Mercer	45-64	L
Flagler	31-41	L
South Florida	62-41	W
Flagler	76-38	W
Florida	48-45	W

## 1974-75 (15-17)

Head Coach: Millie Usher

Albany State	62-55	W
Vadosta State	42-53	L
Florida A&M	77-34	W
Shorter College	52-65	L
Shorter College	63-78	L
Savannah St.	48-70	L
South Florida	68-40	W
Miami-Dade South	59-41	W
Rollins College	61-48	W
Florida	44-67	L
Flagler	51-60	L
Florida	53-47	W
Georgia Tech	58-22	W
Shorter College	36-54	L
Tift	58-47	W
Valdosta State	50-54	L
Shorter College	35-69	L
Georgia Southern	53-65	L
Valdosta State	32-49	L
Albany State	43-61	L
Florida A&M	47-26	W
Florida	41-49	L
Tampa	48-36	W
Flagler	52-59	L
Miami	59-45	W
South Florida	70-53	W
Florida	44-28	W
Flagler	59-55	W
Flagler	45-53	L
Miami-Dade North	59-40	W
Auburn	51-64	L
Fort Valley	43-58	L

## 1975-76 (11-12)

Head Coach: Millie Usher

Rollins	56-43	W
Albany State	50-71	L
West Florida	100-16	W
South Florida	57-41	W
Tampa	66-48	W
Rollins	64-56	W
Valdosta State	44-91	L
Tampa	82-50	W
West Georgia	61-88	L
Talladega College	55-100	L
College of Charleston	61-93	L
Albany State	44-73	L
Miami-Dade South	67-70	L
Florida International	58-35	W
Pensacola Junior College	73-51	W
Florida	65-59	W
Georgia Southern	54-83	L
Florida	45-64	L
Miami-Dade Downtown	73-51	W
Florida International	81-44	W
Florida	45-68	L
Valdosta State	50-101	L
Florida	39-55	L

## 1976-77 (10-12)

Head Coach Diane Murphy

Albany State	38-87	L
Mercer	53-96	L
Florida	54-80	L
Valdosta State	65-104	L
John Abbot College	62-60	W
Stetson	78-29	W
Florida	65-67	L
Rollins	87-52	W
Central Florida	77-63	W
Dayton	104-33	W
South Alabama	87-66	W
Albany State	65-79	L
Alabama State	73-80	L
West Georgia	54-79	L
Judson College	97-79	W
Stetson	72-57	W
Pensacola Junior College	86-40	W
Valdosta State	60-92	L
South Florida	69-46	W
Florida	87-72	L
Florida	60-72	L
Delta State	60-106	L

## 1977-78 (8-8)

Head Coach: Diane Murphy

Valdosta State	57-92	L
Florida	93-66	W
Troy State	71-67	W
South Florida	72-58	W
Memphis State	69-91	L
South Carolina	52-115	L
Georgia Southern	71-79	L
John Abbott College	71-67	W
Florida A&M	84-59	W
Florida	63-102	L
Albany State	86-94	L
Florida	100-80	W
South Florida (OT)	84-76	W
South Florida*	65-70	L
South Florida*	86-61	W
South Florida*	59-61	L

## 1978-79 (17-15)

Head Coach: Diane Murphy

Mississippi State	60-64	L
South Alabama	76-43	W
Mercer	73-83	L
N.E. Missouri	87-612	W
Stetson	61-63	L
South Florida	89-80	W
Florida	88-79	W
New Orleans	64-62	W
Tulane	65-78	L
Louisville	60-94	L
Cincinnati	61-57	W
Alabama-Birmingham	85-87	L
Memphis State	78-101	L
South Florida	73-56	W
Florida	91-72	W
Miami	79-53	W
New Orleans	101-66	W
Florida A&M	79-84	L
Louisville	73-77	L
West Georgia	73-59	W
Alabama State	73-95	L
Alabama-Birmingham	79-95	L
Miami	74-64	W
Appalachian State	83-89	L
Winthrop College	63-71	L
Florida A&M	61-77	L
Stetson	89-56	W
Tampa	90-56	W
Miami	73-57	W
Florida	89-85	W
Florida	101-94	W
Delta State	64-93	L

## 1979-80 (13-22)

Head Coach: Janice Dykehouse

Mississippi State	61-73	L
Alabama-Birmingham	85-95	L
South Carolina	68-93	L
South Florida	87-58	W
Florida A&M	74-61	W
Southern Mississippi	65-107	L
Troy State	78-92	L
Belhaven	81-75	W
Miami	82-64	W
Oral Roberts	68-74	L
Virginia Tech	67-57	W
Louisville	67-86	L
Tulane	74-95	L
Mississippi College	50-90	L
Alabama	61-88	L
Alabama-Birmingham	82-96	L
Florida	92-77	W
Miami	93-74	W
East Carolina	61-69	L
Mississippi	52-80	L
Louisville	60-77	L
Mercer	86-100	L
Northwest Louisiana	85-81	W
Florida	88-84	W
Florida Southern	97-58	W
Virginia Tech	54-77	L
Southeast Louisiana	70-73	L
Tulane	65-75	L
Florida A&M	60-67	L
South Florida	100-88	W
Florida	67-78	L
Miami	72-61	W
Florida	84-76	W
Florida	71-84	L
Mercer	75-84	L

## 1980-81 (14-15)

Head Coach: Janice Dykehouse

Georgia Tech	84-97	L
Georgia Southern	79-96	L
South Alabama	79-82	L
Valdosta State*	58-62	L
Alabama*	77-76	W
Florida	90-48	W
Miami	87-73	W
Central Florida	92-75	W
Denver	93-41	W
Mississippi U.-for Women**	73-70	W
Central Missouri**	60-69	L
Clemson**	59-78	L
Indiana	76-79	L
East Carolina	67-78	L
Cincinnati	65-91	L
Florida A&M	76-64	W
South Florida	79-41	W
Southeast Louisiana	94-68	W
Southern Mississippi	69-73	L
Mercer	76-80	L
South Carolina	57-69	L
Miami	62-55	W
Tulane+	60-70	L
St. Louis+	78-56	W
Florida	81-83	L
South Florida	71-61	W
Florida A&M	76-61	W
South Alabama	80-67	W
Miami++	70-79	L

\*Lady Sunshine Classic  
 \*\*MUW Christmas Tournament  
 +Metro Conference Tournament, New Orleans, LA  
 ++FAIA State Tournament

## 1981-82 (28-10)

Head Coach: Janice Dykehouse

Stetson	81-54	W
McNeese State*	69-62	W
Valdosta State*	82-69	W
Central Florida	75-65	W
Kent State**	80-66	W
Purdue**	65-39	W
Florida	60-63	L
Florida International	74-64	W
Miami	77-74	W
South Alabama	99-44	W
Lewis University+	94-46	W
Miami-Ohio+	89-68	W
North Carolina+	77-68	W
South Florida	80-60	W
Mississippi U.- for Women	76-54	W
Florida	86-79	W
Virginia Tech	93-72	W
Old Dominion	65-100	L
Florida A&M	86-87	L
Memphis State	90-104	L
South Carolina	81-82	L
Southern Mississippi	84-94	L
Louisville	73-89	L
Tulane	89-70	W
Florida A&M	59-58	W
Miami	66-52	W
Mississippi	63-61	W
Tampa	90-50	W
South Florida	77-49	W
Miami++	84-80	W
Florida A&M++	76-65	W
Mississippi College†	71-69	W
Georgia Southern†	78-81	L
Mississippi Valley†	83-95	L
Pepperdine†	76-63	W
Brigham Young√	75-71	W
Oregon State√	60-76	L

\*Lady Seminole Classic  
 \*\*Boilermaker Premiere  
 +Hurricane New Year's Classic  
 ++FAIAW State Tournament  
 †AIAW Region III Tournament  
 √NWIT (includes forfeit over St. Louis)

## 1982-83 (24-6)

Head Coach: Janice Dykehouse

Tennessee-Chattanooga*	94-77	W
North Carolina*	75-74	W
Albany State	94-52	W
Stetson	102-42	W
Alabama	73-64	W
Penn State**	84-86	L
Delta State**	75-67	W
Nebraska+	100-84	W
Army+	69-60	W
Oklahoma State+	72-52	W
Temple	74-69	W
St. Joseph's	59-54	W
Montclair State (OT)	89-81	W
Tulane	81+56	W
Memphis State	90-82	W
Florida A&M	66-60	W
Alabama-Birmingham	73-75	L
Auburn	43-73	L
Florida	68-63	W
Stetson	77-64	W
South Florida	71-52	W
Tulane	91-65	W
Florida A&M	82-65	W
Florida International	77-65	W
Alabama	61-64	L
Florida	89-67	W
Memphis State	68-66	W
Louisville++	56-67	L
Cincinnati++	84-61	W
Mississippi†	76-86	L

\*Lady Seminole Classic  
 \*\*Mid-American Classic  
 +Hurricane New Year's Classic  
 ++Metro Conference Tournament, Louisville, KY  
 †First Round NCAA Playoffs

**1983-84 (13-18)**  
Head Coach: Janice Dykehouse

Arizona State*	70-85	L
Brigham Young*	61-76	L
Middle Tennessee State	75-67	W
Western Kentucky**	74-79	L
Kansas**	91-62	W
Central Florida	67-60	W
South Florida	81-73	W
Alabama-Birmingham	82-75	W
Penn State+	68-96	L
Stanford+	73-58	W
Missouri (OT)+	66-83	L
Louisville	65-81	L
Miami++	76-64	W
Mercer++	66-57	W
Florida	74-70	W
Memphis State	67-83	L
Tulane	71-77	L
Southern Mississippi	75-84	L
Auburn	53-72	L
Virginia Tech	63-68	L
South Carolina	62-69	L
Southern Mississippi	53-58	L
Florida	57-65	L
Florida A&M	80-64	W
Tulane	86-79	W
Alaska†	77-63	W
Texas†	43-89	L
Idaho†	74-75	L
Cincinnati√	83-72	W
Memphis State√	64-80	L
Louisville	77-88	L

\*Lady Buff Classic-COLORADO  
\*\*Louisiana Tech Classic  
+Miami Masonic Classic  
++Duval Hotel Classic  
†Northern Lights Shootout  
√Metro Conference Tournament,  
Cincinnati, OH

**1984-85 (7-21)**  
Head Coach: Jan D. Allen

Albany State	66-60	W
Colorado	70-61	W
Georgetown	69-77	L
Central Florida	76-93	L
Michigan	71-76	L
Wichita State	54-70	L
Miami	65-79	L
Fordham*	88-81	W
Fairfield*	64-71	L
Virginia Tech	85-77	W
Cincinnati	73-83	L
Louisville	74-89	L
South Florida (OT)	71-69	W
Florida	43-64	L
South Carolina	61-70	L
Southern Mississippi	52-81	L
Tulane	56-59	L
Auburn	58-76	L
Tennessee	56-67	L
Tulane	81-47	W
Florida A&M	57-61	L
Southern Mississippi	61-66	L
Florida	58-79	L
Memphis State	64-76	L
Miami	67-74	L
Memphis State	67-84	L
South Florida	74-69	W
Virginia Tech**	65-86	L

\*Women's Court Classic  
\*\*Metro Conference Tournament,  
Hattiesburg, MS

**1985-86 (12-16)**  
Head Coach: Jan. D. Allen

West Georgia	67-57	W
Georgia SW	51-58	L
Colorado State*	68-53	W
Monmouth (3OT)	81-69	W
Tampa	88-77	W
Georgetown**	78-74	W
Radford (OT)**	80-87	L
Stetson	76-72	W
South Carolina	57-81	L
Virginia Tech	68-73	L
Louisville	67-64	W
Cincinnati	75-72	W
Central Florida	90-98	L
South Florida	58-47	W
Florida	68-77	L
Tulane	71-70	W
Tennessee	43-89	L
Albany State	72-69	W
Memphis State	66-95	L
Southern Mississippi	67-74	L
Tulane	60-75	L
South Florida	78-68	W
Florida A&M	65-83	L
Southern Mississippi	76-89	L
Florida	76-81	L
Memphis State	70-81	L
Stetson	68-74	L
Cincinnati+	45-77	L

\*Pizza Hut Classic  
\*\*Southernaire Invitational  
+Metro Conference Tournament,  
Columbia, SC

**1986-87 (9-19)**  
Head Coach: Marynell Meadors

Albany State (OT)	71-72	L
Toledo*	80-64	W
Rice*	62-50	W
Stetson	50-55	L
Miami	75-74	W
Florida Atlantic	38-42	L
Alabama-Birmingham	75-62	W
Valdosta State	66-75	L
Virginia Tech	78-91	L
Louisville	66-63	W
Cincinnati	53-55	L
Florida	65-69	L
South Alabama	58-76	L
South Carolina	56-63	L
Southern Mississippi	64-62	W
Memphis State	68-75	L
Miami	73-80	L
Virginia Tech	70-65	W
South Alabama	64-99	L
Louisville	64-77	L
Cincinnati	70-50	W
Florida A&M	79-72	W
South Carolina	61-64	L
Florida	59-70	L
Southern Mississippi	75-84	L
Memphis State	67-94	L
New Orleans	59-87	L
Virginia Tech**	67-68	L

\*Tallahassee Hilton Classic  
\*\*Metro Conference Tournament,  
Blacksburg, VA

**1987-88 (9-18)**  
Head Coach: Marynell Meadors

New Mexico State*	73-64	W
DePaul*	68-82	L
Wisconsin**	100-67	W
West Virginia (OT)**	68-58	W
Stetson	69-75	L
Georgia Southern (OT)	83-77	W
North Carolina	79-82	L
Georgia	72-91	L
Wisconsin-Green Bay	64-67	L
New Orleans	61-71	L
Memphis State (OT)	90-91	L
Southern Mississippi	60-69	L
Florida A&M	68-73	L
South Carolina	55-85	L
Valdosta State	77-83	L
Virginia Tech	61-59	W
Alabama	64-70	L
Cincinnati	59-70	L
Louisville	99-65	W
Memphis State	89-94	L
Southern Mississippi	68-84	L
Virginia Tech	81-97	L
South Carolina	86-96	L
Florida	71-55	W
Louisville	73-70	W
Cincinnati	66-58	W
Cincinnati+	76-78	L

\*Coopers & Lybrand Invitational  
\*\*Tallahassee Hilton Classic  
+Metro Conference Tournament,  
Tallahassee, FL

**1988-89 (16-11)**  
Head Coach: Marynell Meadors

Central Michigan*	100-78	W
Miami*	85-96	L
North Carolina-Asheville**	99-58	W
Georgia Southern**	105-78	W
Miami	79-88	L
Florida	60-65	L
Stetson	70-64	W
Alabama-Birmingham	84-68	W
Southern Mississippi	78-75	W
Memphis State	95-75	W
Cincinnati	45-66	L
Louisville	65-64	W
Virginia Tech	67-68	L
South Carolina	85-74	L
South Florida	85-74	W
Virginia Tech	69-66	W
Alabama	68-70	L
Southern Mississippi	66-84	L
Howard University	101-73	W
Florida A&M	75-68	W
Cincinnati	62-57	W
Louisville	82-76	W
Georgia	70-90	L
South Carolina	68-76	L
South Florida	94-85	W
Memphis State	89-80	W
Cincinnati+	47-57	L

\*Lady Sunshine Classic  
\*\*Tallahassee Hilton Classic  
+Metro Conference Tournament, Memphis  
Tennessee

**1989-90 (21-9)**  
Head Coach: Marynell Meadors

South Alabama (2OT)*	89-82	W
Louisiana State*	65-68	L
Mississippi State**	89-62	W
North Carolina-Charlotte**	50-63	L
Alabama	81-76	W
Stetson	77-70	W
Appalachian State	77-62	W
Georgia Southern	80-49	W
Virginia Tech	68-64	W
Tulane	103-66	W
Florida	63-62	W
Virginia (OT)	69-66	W
Cincinnati	61-44	W
Auburn	63-80	L
South Carolina	72-75	L
Southern Mississippi	73-77	L
Memphis State	72-62	W
Virginia Tech	69-52	W
Tulane	100-45	W
Louisville	77-62	W
Cincinnati	57-44	W
Florida A&M	87-60	W
Miami	95-66	W
Georgia	76-80	L
Southern Mississippi	97-72	W
Memphis State	98-60	W
South Carolina	59-75	L
Memphis State+	83-58	W
Southern Mississippi+	78-90	L
Penn State++	73-83	L

\*LSU Crawfish Classic  
\*\*Tallahassee Hilton Classic  
+Metro Conference Tournament,  
Cincinnati, OH  
++NCAA Tournament First Round,  
Tallahassee, FL



# ALPHABETICAL ROSTER



#12 Alison Arnoldi  
Guard 5-6



#52 Mary Berryhill  
Center 6-6



#10 Katina Cobbins  
Forward 6-1




#23 Robin Corn  
Guard 5-9




#20 Christy Derlak  
Forward 5-10



#44 Chantelle Dishman  
Forward 6-1



#14 Tanya Fowler  
Guard 5-9



#11 Shannon Hodge  
Forward 5-11




#30 Tia Paschal  
Forward 6-1



#32 Allison Peercy  
Guard 5-7



#25 Connie Robinson  
Forward 6-1



#33 Danielle Ryan  
Guard 5-10





#24 Liberty Taylor  
Forward 6-1

## NUMERICAL ROSTER

No.	NAME	HEIGHT	CLASS	POSITION
10	Katina Cobbins	6-1	Freshman	Forward
11	Shannon Hodge	5-11	Senior	Forward
12	Alison Arnoldi	5-6	Sophomore	Guard
14	Tanya Fowler	5-9	Senior	Guard
20	Christy Derlak	5-10	Sophomore	Forward
23	Robin Corn	5-9	Senior	Guard
24	Liberty Taylor	6-1	Freshman	Forward
25	Connie Robinson	6-1	Freshman	Forward
30	Tia Paschal	6-1	Junior	Forward
32	Allison Peercy	5-7	Freshman	Guard
33	Danielle Ryan	5-10	Junior	Guard
34	Tracy Walker	6-1	Junior	Center/Forward
44	Chantelle Dishman	6-1	Junior	Forward
52	Mary Berryhill	6-6	Sophomore	Center



#34 Tracy Walker  
Center/Forward 6-1



## SCHEDULE

DATE	OPPONENT	TIME
Nov. 9	EXHIBITION	7:00 pm
Nov. 17	AUSTRALIAN INST. OF SPORT (Exhibition)	3:00 pm
Nov. 23	MIAMI	7:00 pm
Nov. 29-30	@ LSU Crawfish Classic	6:00 pm.
Dec. 7-8	DIAL CLASSIC	1:30 pm
Dec. 15	FLORIDA ★	3:00 pm
Dec. 17	GEORGIA TECH ★	7:00 pm
Jan. 3	VIRGINIA ★	7:00 pm
Jan. 5	Wake Forest	3:00 pm
Jan. 8	MARYLAND ★	7:00 pm
Jan. 11	Georgia Tech	7:30 pm
Jan. 15	Clemson	5:00 pm
Jan. 19	NORTH CAROLINA STATE	2:00 pm
Jan. 21	DUKE	7:00 pm
Jan. 25	NORTH CAROLINA ★	1:00 pm
Jan. 27	Virginia	7:30 pm
Feb. 1	CLEMSON ★	12:30 pm
Feb. 5	Maryland	7:30 pm
Feb. 8	Duke	3:00 pm
Feb. 10	North Carolina	7:00 pm
Feb. 15	North Carolina State	3:00 pm
Feb. 17	WAKE FOREST	7:00 pm
Feb. 19	BUTLER	7:00 pm
Feb. 22	NORTHERN ILLINOIS	7:00 pm
Feb. 24	FAMU ★	7:00 pm
Feb. 26	FLORIDA ATLANTIC ★	7:00 pm
Feb. 29	ORAL ROBERTS UNIV.	7:00 pm
March 6-9	ACC Tournament at Rock Hill, SC	TBA

★ Leon County Civic Center

