


1991-92 REVIEW



SEASON REVIEW

Florida State finished its premiere season in the ACC right at the .500 mark. An 8-8 season was nothing to be disappointed about considering that five of the nine teams were ranked in the Top 25 at some point during the year. After starting out 0-2 with consecutive losses from Georgia Tech and Virginia, FSU rebounded to split its conference record and finish the year at 17-11 overall. Nevertheless, FSU Head Coach Marynell Meadors feels the team missed some important chances.

"Looking back to the conference, I don't believe any of us realized the depth each team had and how well they were going to perform last year," said Meadors. "It's very unusual to have that kind of strength throughout the ACC as we did."

Chantelle Dishman started off the season just where she left off in '91. The Kentucky native led the conference for eight weeks in field goal percentage and seven weeks in rebounds. "Dish" dropped from being a 70% shooter to a not-so-shabby 58%, which still ranked her third in the ACC. She also started out the season with nine double-doubles within the first 15 games.

The last half of the season brought impressive play from Tia Paschal. Paschal's stats lingered around 12 ppg but saw some radical changes in the middle of January. She took over the team's scoring leader position ending the season with 15.7 ppg and had seven 20 plus point games after January 15th.

The Tribe saw consistent play from Danielle Ryan who was a solid force in leading the Lady Seminoles in assists (94) and free

throw percentage (81%). She also finished second on the team in scoring (14.4) and scored in

games of the 1990-91 season. Corn rebounded from the injury to come back and break the All-



double figures in all but five games.

Departed senior, Robin Corn, more than held her own after returning from a knee injury that sidelined her for all but two

Time Career Assists record in the final regular season game against Oral Roberts. The four-year Lady Seminole regular accumulated 364 assists in her career at Florida State topping

Sherry Kaminski's six year old record.


The Lady Seminoles ended their season much too early for their taste. Unlike the two previous years, FSU would not see post-season play in the NCAA Tournament. North Carolina defeated the Seminoles 81-69 bringing their season to halt a few wins shy of what was needed for an at-large bid.

"We realized how hard we have to work. I think our team was very disappointed in the way our season ended last year," said Meadors. "But we have turned a negative feeling into a very positive goal, not be left out of the NCAA Championships in '93."

"Now that we've seen the strength of the ACC, we know how hard we have to work to reach our goals."

- Coach Meadors

1991-92 REVIEW



1991-92 HONORS AND AWARDS

FLORIDA STATE TEAM

Crawfish Classic Runner-up
Dial Classic Champions

MARYNELL MEADORS

Selected Assistant Coach of the
USA Senior National Team

CHANTELLE DISHMAN

Crawfish Classic All-
Tournament Team
Dial Classic All-Tournament
Corwin Index All-Florida Team

Broke 1000 point career mark

TIA PASCHAL

Corwin Index All-Florida Team
Broke 1000 point career mark

DANIELLE RYAN

Dial Classic MVP

Corwin Index All-Florida Team

CONNIE ROBINSON

Corwin Index All-Florida
Freshmen Team

All-ACC Freshmen Team

ACC Rookie of the Week -

December 10th, 1991

January 13th, 1992

Benjamin "Buzz" Narbut Award

Presented annually to the Lady
Seminole Basketball player that
exhibits outstanding character,
dedication and desire. Named
after Benjamin "Buzz" Narbut,
former FSU assistant coach who
was killed in a tragic auto
accident in 1984.

1984 LeeVayn Oliver

1985 Celia Slater

1986 Penny Stone

1987 Terri McCarty

1988 Jan Piatnik

1989 Robin Corn

1990 Robin Corn

1991 Danielle Ryan

1992 Christy Derlak

1992 Robin Corn

1991-92 STATISTICS

1991-92 Lady Seminole/Opponent Individual Highs

	Florida State	Opponent
FG Made	12-Paschal vs. NCSU2	11- several players
FG Attempted	20-Paschal vs. NCSU2	23-Pettis, Florida
FT Made	14-Paschal vs. Florida*	12- Collins, FAU
FT Attempted	19-Paschal vs. Florida*	15- Collins, FAU
Points	29-Paschal vs. NCSU2	36-Gayden, LSU
Rebounds	17-Dishman vs. Miami	15-Savage, Miami
Assists	8-Corn @ FAMU	10-Wells, Clemson; White, FAMU
Turnovers	9-Ryan vs. Lamar; Paschal vs. Maryland	10-Thames, Wake
Blocks	5-Dishman vs. Wake2	5-Hicks, Maryland2
Steals	5-Paschal vs. Wake; Paschal @ FAMU	5-Harris, Miami; Wells, Clemson; Inman, Wake2; White, FAMU

* New School Record



1991-92 Lady Seminole Team Highs and Lows



	Florida State	Opponent
Most FG Made	41, at FAMU	42, at Maryland2
Fewest FG Made	14, at UVA	20, at Duke
Most FG Attempted	75, vs. Montana St., vs. FAU	78, vs. Miami
Highest FG%	58.0, vs. EKU	70.0, at Maryland2
Lowest FG%	29.2, vs. Virginia 2	30.1, vs. ORU
Most FT Made	35, vs. NIU	22, vs. Wake
Fewest FT Made	5, vs. Wake2	2, vs. Clemson2
Most FT Attempted	37, vs. Florida	22, vs. Wake1
Highest FT%	85.3, vs. NIU	100, vs. Clemson2
Lowest FT%	55.1, vs. UNC	30.7, vs. Montana St.
Most 3 Pt. Made	3, several times	10, vs. Wake2
Fewest 3 Pt. Made	0, several times	0, vs. Lamar
Highest 3 Pt. %	100, vs. ORU	72.7, vs. Montana St.
Lowest 3 PT. %	0, several times	0, vs. Lamar, vs. Maryland2
High Rebounds	59, vs. Lamar	53, vs. Georgia Tech
Low Rebounds	19, at Maryland2	24, vs. Lamar, vs. Wake2
High Personal Fouls	29, vs. Wake	33, vs. Florida, vs. ORU
Low Personal Fouls	9, vs. Clemson 2	13, vs. Miami, vs. UNC2
High Points	104, ORU	101, at Maryland2
Low Points	43 vs. Virginia 2	53 vs. Duke 2
High Assists	29, at FAMU	28, at Maryland2
Low Assists	7, vs. Florida	6, vs. Lamar, vs. Duke
High Turnovers	29, vs. Lamar	25, vs. EKU, Wake
Low Turnovers	13, at Maryland2	9, vs. UNC
Most Blocks	6, vs. Wake2	6, vs. NIU, vs. ORU
Most Steals	17, at FAMU	20, vs. Lamar

1991-92 STATISTICS



1991-92 LADY SEMINOLE GAME BY GAME RESULTS

Overall Record: 17-11
Home Record: 11-5

Away Record: 5-5
Neutral Record: 1-1

ACC Record: 8-8
Tournament Record: 3-2

DATE	OPPONENT	SCORE	W/L	ATTEND	HI SCORER	HI REBOUNDER
Nov. 24	Miami	71-69 (OT)	W	627	16, Derlak, Dishman	17, Dishman
LSU CRAWFISH CLASSIC, BATON ROUGE, LA (2nd Place)						
Nov. 29	Lamar	78-67	W	258	20, Dishman	14, Dishman, Ryan
Nov. 30	@ LSU	88-96 (OT)	L	411	23, Dishman	10, Paschal
DIAL CLASSIC, TALLAHASSEE, FL (1st Place)						
Dec. 7	Montana State	89-66	W	260	21, Dishman	12, Dishman
Dec. 8	E. Kentucky	72-65	W	456	24, Ryan	11, Dishman
Dec. 15	Florida	90-78 (OT)	W	506	26, Paschal	13, Paschal
Dec. 17	Georgia Tech	68-70	L	429	21, Paschal	16, Dishman
Jan. 3	Virginia	60-87	L	774	15, Ryan	9, Paschal
Jan. 5	@ Wake Forest	86-83	W	1250	20, Paschal	14, Dishman
Jan. 8	Maryland	64-79	L	652	16, Paschal	12, Dishman
Jan. 11	@ Georgia Tech	77-66	W	1524	20, Derlak	12, Robinson
Jan. 15	@ Clemson	73-80	L	778	22, Dishman	10, Dishman
Jan. 19	N.C. State	76-75	W	635	21, Ryan	11, Derlak
Jan. 21	Duke	67-55	W	532	20, Ryan	8, Dishman
Jan. 25	North Carolina	70-61	W	390	18, Paschal	10, Paschal, Dishman
Jan. 27	@ Virginia	43-81	L	5460	10, Dishman, Ryan	6, Robinson
Feb. 1	Clemson	79-66	W	508	20, Paschal, Ryan	8, Corn, Robinson
Feb. 5	@ Maryland	70-101	L	1842	16, Paschal	6, Paschal
Feb. 8	@ Duke	61-53	W	300	18, Ryan	10, Robinson
Feb. 10	@ North Carolina	52-69	L	300	12, Dishman, Robinson	7, Robinson
Feb. 15	@ N.C. State	86-79	W	3200	29, Paschal	12, Paschal
Feb. 17	Wake Forest	64-67	L	376	21, Ryan	12, Dishman
Feb. 19	Butler	68-71	L	286	15, Paschal	11, Robinson
Feb. 22	Northern Illinois	99-74	W	442	23, Paschal	14, Paschal
Feb. 24	@ FAMU	100-71	W	450	23, Paschal	8, Paschal
Feb. 26	Florida Atlantic	96-64	W	235	20, Paschal	11, Paschal
Feb. 29	Oral Roberts	104-59	W	375	21, Dishman	11, Dishman
ATLANTIC COAST CONFERENCE TOURNAMENT, ROCK HILL, SC						
Mar. 7	North Carolina	69-81	L	4813	23, Paschal	10, Paschal



1991-92 STATISTICS

1991-92 GAME-BY-GAME POINTS-REBOUNDS

	Arnoldi	Berryhill	Cobbins	Corn	Derlak	Dishman	Fowler	Hodge	Paschal	Peercy	Robinson	Ryan	Taylor	Walker	Total
Miami	1-0	0-0	0-0	2-0	16-3	16-17	0-0	0-0	10-7	0-0	6-5	12-3	0-0	8-5	71-40
Lamar	0-0	0-0	0-2	5-4	8-2	20-14	0-0	0-0	8-6	0-1	17-12	8-14	0-0	12-4	78-59
LSU	0-0	0-0	0-0	6-3	13-3	23-7	0-0	0-0	21-10	0-1	4-3	21-1	0-0	0-0	88-28
Mon. St.	0-1	0-0	0-0	12-4	10-3	21-12	0-0	0-4	13-5	4-2	10-7	17-5	2-0	0-0	89-43
EKU	0-0	0-0	0-0	2-5	5-2	14-11	0-0	1-1	11-2	2-0	13-3	24-2	0-0	0-0	72-26
Florida	3-0	0-0	0-0	18-5	9-1	15-10	0-0	2-1	26-13	0-0	6-6	11-6	0-0	0-0	90-42
GaTech	0-0	0-0	0-0	3-5	11-1	19-16	0-0	0-0	21-5	0-0	8-5	6-4	0-0	0-0	68-36
Virginia	0-0	0-0	0-0	8-3	5-2	11-4	0-0	0-0	9-9	4-1	4-5	15-0	0-0	4-2	60-26
Wake Forest	0-0	0-0	2-1	15-4	19-7	8-14	0-0	0-2	20-7	2-4	9-7	11-7	0-0	0-0	86-53
Maryland	0-0	0-0	0-2	0-2	11-3	15-12	0-0	0-0	16-8	5-1	8-3	9-4	0-0	0-0	64-35
GaTech	0-0	0-0	0-1	2-3	20-3	13-8	0-0	0-0	10-3	5-2	14-12	13-1	0-0	0-0	77-33
Clemson	0-0	0-0	0-0	0-0	3-3	22-10	0-0	0-0	20-6	0-0	10-9	18-6	0-0	0-0	73-34
NCSU	0-0	9-3	0-3	8-2	7-11	7-7	0-0	0-0	10-2	2-1	12-4	21-4	0-0	0-0	76-37
Duke	0-0	2-2	1-1	0-3	6-1	12-8	0-0	2-2	10-5	6-2	6-0	20-5	2-1	0-0	67-30
UNC	0-0	6-2	0-1	9-3	12-8	12-10	0-0	0-0	18-10	0-0	4-3	9-6	0-0	0-0	70-43
Virginia	0-2	0-0	0-0	3-0	5-2	10-5	0-0	0-1	5-4	7-1	3-6	10-2	0-0	0-0	43-23
Clemson	0-0	4-4	0-0	8-8	4-2	9-6	0-0	0-0	20-5	5-1	9-8	20-5	0-0	0-0	79-39
Maryland	0-0	0-0	0-1	6-0	11-0	14-5	0-0	0-1	16-6	8-1	2-0	13-3	0-0	0-0	70-17
Duke	0-0	6-2	0-0	6-2	0-0	3-4	0-0	0-0	10-3	8-3	10-10	18-6	0-0	0-0	61-30
UNC	0-0	0-0	0-0	8-5	0-2	12-6	0-0	0-0	7-6	3-1	12-7	10-3	0-0	0-0	52-30
NCSU	0-0	4-4	0-0	3-1	8-4	20-5	0-0	0-2	29-12	6-1	4-5	12-6	0-0	0-0	86-40
Wake Forest	0-0	2-0	0-0	4-3	2-5	4-12	0-0	0-0	12-6	6-3	13-6	21-2	0-0	0-0	64-37
Butler	4-1	4-1	0-1	2-5	9-2	9-9	0-0	0-1	15-7	12-2	7-11	6-3	0-0	0-0	68-43
N.Illinois	0-1	0-3	0-0	2-1	12-4	21-8	2-0	2-0	23-14	8-6	10-5	15-5	4-1	0-0	99-48
FAMU	0-0	8-5	2-2	7-4	5-3	16-4	0-0	0-1	23-8	7-5	13-1	17-1	2-1	0-0	100-35
Fla. Atlantic	5-1	5-3	0-1	6-0	5-3	18-9	0-0	0-0	20-11	9-0	8-6	18-6	2-0	0-0	96-40
Oral Roberts	8-2	4-3	5-8	7-3	12-5	21-11	0-1	0-0	14-4	8-1	12-5	13-3	0-1	0-0	104-47
UNC	0-0	6-4	0-0	9-4	2-2	11-2	0-0	0-0	23-10	0-5	3-6	15-1	0-1	0-0	69-35
Total Points	21	60	10	161	230	396	2	7	440	117	237	403	12	24	2120
Total Rebounds	8	36	24	82	87	246	1	16	194	45	160	114	5	11	1029

1991-1992 INDIVIDUAL STATISTICS

ALL GAMES

RECORD (W-L): 17-11 (11-5 HOME; 5-5 AWAY; 1-1 NEUTRAL; 8-8 ACC)

#	Player	GP-GS	MIN/AV	FGM-FGA	FG%	3-PT		FTM-FTA	FT%	REBOUNDS		TOT/AV	HI	AST	ST	BLK	TO	PF-DQ	PTS/AVG	HI
						FGM-FGA	FG%			OFF	DEF									
30	Paschal	28-28	780/28	176-349	.504	1-7	.143	87-118	.737	56	138	194/6.9	14	75	59	1	97	75-2	440/15.7	29
33	Ryan	28-26	895/32	152-299	.508	8-28	.286	91-113	.805	27	87	114/4.1	14	94	55	4	115	60-1	403/14.4	24
44	Dishman	28-28	876/31	146-251	.582	0-0	.000	104-145	.717	115	131	246/8.8	17	3	31	22	61	98-4	396/14.1	23
20	Derlak	27-16	658/24	78-216	.361	10-35	.286	64-106	.604	32	55	87/3.2	11	62	24	1	82	32-1	230/8.5	20
25	Robinson	28-24	661/24	100-213	.470	0-0	.000	37-55	.673	76	84	160/5.7	12	6	36	10	36	92-4	237/8.5	17
34	Walker	3-2	60/20	12-22	.546	0-0	.000	0-0	.000	7	4	11/3.7	5	2	0	0	5	2-0	24/8.0	12
23	Corn	28-14	775/28	54-135	.400	1-2	.500	52-77	.675	22	60	82/2.9	8	91	34	5	99	56-3	161/5.8	18
32	Peercy	28-0	406/15	35-99	.354	9-37	.243	38-48	.792	16	29	45/1.6	6	30	15	0	43	31-0	117/4.2	12
52	Berryhill	20-2	214/11	26-50	.520	0-0	.000	8-14	.571	7	29	36/1.8	5	1	4	7	10	38-2	60/3.0	9
12	Arnoldi	18-0	88/5	7-21	.333	3-10	.300	4-8	.500	2	6	8/0.4	2	7	0	0	5	0-0	21/1.2	8
24	Taylor	11-0	24/2	1-5	.200	0-0	.000	10-10	1.000	1	4	5/0.5	1	0	0	1	1	3-0	12/1.1	4
10	Cobbins	21-0	112/5	4-9	.444	0-0	.000	2-15	.133	8	16	24/1.1	8	4	3	1	4	12-0	10/0.5	5
11	Hodge	20-0	113/6	3-10	.300	0-0	.000	1-2	.500	2	4	16/0.8	4	6	2	2	10	12-0	7/0.4	2
14	Fowler	8-0	13/2	0-1	.000	0-0	.000	2-2	1.000	0	1	1/0.1	1	0	0	0	4	0-0	2/0.3	2
Florida State			5675	794-1680	.473	32-119	.269	500-713	.701	371	658	1144/40.9	381	263	54	572	511-17	2120/75.7		
Opponents			5675	777-1777	.437	107-297	.360	372-566	.657	363	570	1031/36.8	372	270	77	527	579-22	2033/72.6		

TEAM REBOUNDS: ALL GAMES(FSU-115, OPP-99) DEAD BALL REBOUNDS: ALL GAMES(FSU-70, OPP-48)



1991-1992 INDIVIDUAL STATISTICS

ACC GAMES

RECORD (W-L): 17-11 (11-5 HOME; 5-5 AWAY; 1-1 NEUTRAL; 8-8 ACC)

#	Player	GP-GS	MIN/AV	FGM-FGA	FG%	3-PT		FTM-FTA	FT%	REBOUNDS		TOT/AV	HI	AST	ST	BLK	TO	PF-DQ	PTS/AVG	HI
						FGM-FGA	FG%			OFF	DEF									
30	Paschal	16-16	437/27	95-180	.528	0-4	.000	43-58	.741	28	69	97/ 6.1	12	45	28	0	58	43-1	233/14.6	29
33	Ryan	16-14	506/32	80-164	.488	8-19	.421	58-72	.806	21	43	64/ 4.0	7	50	30	1	66	34-0	226/14.1	21
44	Dishman	16-16	512/32	71-132	.538	0-0	.000	49-75	.653	63	69	132/ 8.3	16	3	17	14	43	60-3	191/11.9	22
20	Derlak	15-12	402/27	42-127	.331	5-22	.227	35-61	.574	21	33	54/ 3.6	11	39	16	0	49	13-0	124/ 8.3	20
25	Robinson	16-14	399/25	55-120	.458	0-0	.000	18-29	.621	41	49	90/ 5.6	12	3	21	7	24	46-1	128/ 8.0	14
23	Corn	16-6	418/26	23-77	.299	0-1	.000	37-50	.740	17	27	44/ 2.8	8	35	15	0	54	29-1	83/5.2	15
32	Peercy	16-0	239/15	21-54	.389	5-18	.278	20-26	.769	7	15	22/ 1.4	4	18	7	0	29	17-0	67/ 4.2	8
34	Walker	1-0	15/15	2-3	.667	0-0	.000	0-0	.000	1	1	2/ 2.0	2	1	0	0	2	0-0	4/ 4.0	4
52	Berryhill	14-2	127/9	14-25	.560	0-0	.000	5-8	.625	1	16	17/ 1.2	4	0	2	5	7	19-1	33/ 2.4	9
24	Taylor	4-0	9/2	0-0	.000	0-0	.000	2-2	1.000	1	0	1/ 0.3	1	0	0	0	1	1-0	2/ 0.5	2
10	Cobbins	10-0	60/6	1-4	.250	0-0	.000	1-4	.250	3	7	10/ 1.0	3	2	1	0	1	7-0	3/ 0.3	2
11	Hodge	11-0	36/3	1-4	.250	0-0	.000	0-0	.000	0	8	8/ 0.7	2	0	1	1	5	6-0	2/ 0.2	2
14	Fowler	2-0	2/1	0-0	.000	0-0	.000	0-0	.000	0	0	0/ 0.0	0	0	0	0	0	0-0	0/ 0.0	0
12	Arnoldi	9 0	38/4	0 6	.000		.000	0-0	.000	0	2	2/ 0.2	2	4	0	0	1	0-0	0/ 0.0	0
Florida State			3200	405-896	.452	18-69	.261	268-385	.696	204	339	604/37.8	200	138	28	340	275-7	1096/68.5		
Opponents			3200	451-993	.454	53-172	.308	217-315	.689	205	322	578/36.1	236	162	44	299	314-10	1172/73.3		

TEAM REBOUNDS: ACC GAMES (FSU-61, OPP-52) DEAD BALL REBOUNDS: ACC GAMES (FSU-42, OPP-24)



ACC STATISTICS

SCORING

PLAYER, TEAM	GP	FG	3P	FT	PTS	AVG
Rhonda Mapp, NCS	27	234	20	107	595	22.0
Joyce Pierce, GaT	33	218	5	155	596	18.1
Nicole Levesque, WFU	28	150	45	140	485	17.3
Heather Burge, UVa	34	255	0	75	585	17.2
Tarmmi Reiss, UVa	34	184	43	145	556	16.4
Tonya Sampson, UNC	31	181	65	73	500	16.1
Tammy Gibson, NCS	28	155	63	69	442	15.8
Tia Paschal, FSU	28	176	1	87	440	15.7
Charon Wells, CU	31	182	24	78	466	15.0
Danyel Parker, NCS	26	165	13	50	386	14.8
Dawn Staley, UVa	34	177	20	118	492	14.5
Charlotte Smith, UNC	31	175	1	99	450	14.5
Jessie Hicks, Md	31	178	0	92	448	14.5
Danielle Ryan, FSU	28	152	8	91	403	14.4
C. Dishman, FSU	28	146	0	104	396	14.1

FIELD GOAL PERCENTAGE

PLAYER, TEAM	GP	FGM	FGA	PCT
Jessie Hicks, Md	31	178	301	.591
Chantelle Dishman, FSU	28	146	251	.582
Heather Burge, UVa	34	255	460	.554
Rhonda Mapp, NCS	27	234	434	.539
Celeste Lavoie, DU	29	157	305	.515
Malissa Boles, Md	31	170	331	.514
Danielle Ryan, FSU	28	152	299	.508
Danyel Parker, NCS	26	165	326	.506
Tia Paschal, FSU	28	176	349	.504
Shandy Bryan, CU	31	174	345	.504

THREE-POINT GOAL PERCENTAGE

PLAYER, TEAM	GP	3PM	3PA	PCT
Tara Saunooke, CU	30	53	113	.469
Tarmmy Gibson, NCS	28	63	154	.409
Kerry Boyatt-Hall, CU	27	46	116	.397
Tonya Sampson, UNC	31	65	179	.363
Nicole Levesque, WFU	28	45	156	.288

3-PT FIELD GOALS PER GAME

PLAYER, TEAM	GP	3GM	3GA	AVG
Tammy Gibson, NCS	28	63	154	2.3
Tonya Sampson, UNC	31	65	179	2.1
Tara Saunooke, CU	30	53	113	1.8
Kerry Boyatt-Hall, CU	27	46	113	1.7
Nicole Levesque, WFU	28	45	156	1.6

FREE THROW PERCENTAGE

PLAYER, TEAM	GP	TM	FTA	PCT
Tammi Reiss, UVa	34	145	178	.815
Joyce Pierce, GaT	33	155	191	.812
Nicole Levesque, WFU	28	140	173	.809
Dawn Staley, UVa	34	118	146	.808
Danielle Ryan, FSU	28	91	113	.805
Tammy Gibson, NCS	28	69	88	.784
Robin Baker, DU	25	66	86	.767
Tia Paschal, FSU	28	87	118	.737
Chantelle Dishman, FSU	28	104	145	.717
Rhonda Mapp, NCS	27	107	154	.695

REBOUNDS

PLAYER, TEAM	GP	NO	AVG
Rhonda Mapp, NCS	27	264	9.8
Joyce Pierce, GaT	33	298	9.0
Chantelle Dishman, FSU	28	246	8.8
Heather Burge, UVa	34	285	8.4
Charlotte Smith, UNC	31	251	8.1
Shandy Bryan, CU	31	246	7.9
Laura Coakley, WFU	28	211	7.5
Jessie Hicks, Md	31	228	7.4
Tia Paschal, FSU	28	194	6.9
Tonya Sampson, UNC	31	211	6.8
Heidi Burge, UVa	33	205	6.2
Celeste Lavoie, DU	29	181	6.2
Monika Kost, DU	29	174	6.0
Lara Kauffman, GaT	33	188	5.7
LeAnn Kermedy, UNC	29	165	5.7
Rhonda Jackson, CU	30	172	5.7

ASSISTS

PLAYER, TEAM	GP	NO	AVG
Dawn Staley, UVa	34	209	6.1
Emily Johnson, UNC	31	153	4.9
Limor Mizrahi, Md	31	141	4.5
Krissy Kuziemski, NCS	28	125	4.5
Danyel Parker, NCS	26	117	4.5
Nicole Levesque, WFU	28	117	4.2
Cheron Wells, CU	31	129	4.2
LeAnn Kennedy, UNC	31	111	3.6
Dana Puckett, CU	31	104	3.4
Robin Corn, FSU	28	91	3.3

BLOCKS

PLAYER, TEAM	GP	NO	AVG
Jessie Hicks, Md	31	47	1.5
Heather Burge, UVa	34	40	1.2
Sylvia Crawley, UNC	31	30	1.0
Nicole Johnson, DU	28	24	0.9
Chantelle Dishman, FSU	28	22	0.8
Heidi Burge, UVa	33	24	0.7
Lara Kauffman, GaT	33	23	0.7
Allison Echols, GaT	33	22	0.7
Shandy Bryan, CU	31	18	0.6
Karen Washington, WFU	28	16	0.6
Shannon Wills, DU	28	16	0.6
Demieta Keener, GaT	29	18	0.6
Aimee Weiss, GaT	29	16	0.6

STEALS

PLAYER, TEAM	GP	NO	AVG
Dawn Staley, UVa	34	117	3.4
Emily Johnson, UNC	31	84	2.7
Tonya Sampson, UNC	31	76	2.5
Nicole Levesque, WFU	28	70	2.5
Danyel Parker, NCS	26	63	2.4
Tia Paschal, FSU	28	59	2.1
Joyce Pierce, GaT	33	71	2.2
Courtney Johnson, CU	31	58	1.9
Dafne Lee, Md	31	54	1.7
Danielle Ryan, FSU	28	55	2.0

ACC STATISTICS

SCORING

SCHOOL	GP	PTS	AVG
NC State	28	2341	83.6
Virginia	34	2788	82.0
Maryland	31	2453	79.1
Georgia Tech	33	2551	77.3
Clemson	31	2381	76.8
North Carolina	31	2361	76.2
Florida State	28	2120	75.7
Duke	29	2031	70.0
Wake Forest	28	1777	63.5

3-PT FG PCT DEFENSE

SCHOOL	3PM	3PA	PCT
Virginia	105	358	.293
North Carolina	82	257	.319
Maryland	89	276	.322
Wake Forest	93	287	.324
Georgia Tech	97	295	.329
Clemson	80	241	.332
Duke	99	289	.343
Florida State	107	297	.360
NC State	100	246	.407

STEALS

SCHOOL	GP	NO	AVG
Clemson	31	346	11.2
Georgia Tech	33	348	10.5
North Carolina	31	313	10.1
NC State	28	274	9.8
Maryland	31	293	9.5
Virginia	34	314	9.2
Florida State	29	263	9.1
Wake Forest	28	241	8.6
Duke	29	237	8.2

SCORING DEFENSE

SCHOOL	GP	PTS	AVG
Virginia	34	2020	59.4
Maryland	31	1945	62.7
North Carolina	31	1983	64.0
Clemson	31	2071	66.8
Duke	29	2004	69.1
Georgia Tech	33	2297	69.6
Wake Forest	28	2015	72.0
Florida State	28	2033	72.6
NC State	28	2147	76.7

FREE THROW PERCENTAGE

SCHOOL	FTM	FTA	PCT
Georgia Tech	526	725	.726
Wake Forest	475	672	.707
Florida State	500	713	.701
Maryland	509	730	.697
NC State	387	565	.685
Virginia	566	829	.683
Duke	425	647	.657
Clemson	398	619	.643
North Carolina	423	665	.636

TURNOVER MARGIN

SCHOOL	CAUSED	TOS	MAR
Clemson	684	490	6.3
North Carolina	660	550	3.5
Maryland	660	561	3.2
Virginia	666	574	2.7
NC State	557	508	1.7
Georgia Tech	640	604	1.1
Wake Forest	535	520	0.5
Duke	561	556	0.2
Florida State	527	579	-1.9

FIELD GOAL PERCENTAGE

SCHOOL	FGM	FGA	PCT
Maryland	951	1883	.505
NC State	929	1899	.489
Virginia	1076	2202	.489
Florida State	794	1680	.473
Duke	778	1699	.458
Georgia Tech	964	2120	.455
North Carolina	876	2001	.438
Clemson	912	2066	.441
Wake Forest	609	1630	.374

REBOUNDS

SCHOOL	GP	RBS	AVG
Virginia	34	1556	45.8
North Carolina	31	1297	41.8
Georgia Tech	33	1339	40.6
Maryland	31	1223	39.5
Clemson	31	1229	39.6
NC State	28	1105	39.5
Florida State	29	1144	39.4
Duke	29	1067	36.8
Wake Forest	28	1006	35.9

REBOUND MARGIN

SCHOOL	GP	FOR	OPP	AVG
Virginia	34	45.8	32.7	13.1
Maryland	31	39.5	34.0	5.5
FSU	29	40.9	36.8	4.1
UNC	31	41.8	38.0	3.8
Clemson	31	39.6	37.9	1.7
GaTech	33	40.6	39.1	1.5
Duke	29	36.8	36.7	0.1
NC State	28	39.3	39.3	0
WFU	28	35.9	42.0	-6.0

FIELD GOAL PERCENTAGE DEFENSE

SCHOOL	FGM	FGA	PCT
Virginia	750	2007	.374
North Carolina	723	1779	.406
Maryland	760	1857	.409
Georgia Tech	854	2062	.414
Clemson	740	1705	.434
Duke	747	1720	.434
Florida State	777	1777	.437
Wake Forest	748	1673	.447
NC State	828	1843	.449

OPPONENTS' REBOUNDS

SCHOOL	GP	RBS	AVG
Virginia	34	1112	32.7
Maryland	31	1055	34.0
Florida State	29	1031	35.6
Duke	29	1064	36.7
Clemson	31	1174	37.9
North Carolina	31	1177	38.0
Georgia Tech	33	1289	39.1
NC State	28	1100	39.3
Wake Forest	28	1175	42.0

3-PT FIELD GOALS PER GAME

SCHOOL	GP	TPGM	TPGA	AVG
UNC	31	186	512	6.0
Clemson	31	159	395	5.1
NC State	28	96	248	3.4
Virginia	34	106	294	3.1
WF	28	84	309	3.0
GaTech	33	97	283	2.9
Duke	29	50	154	1.7
Maryland	31	42	113	1.4
FSU	29	32	119	1.1

3-PT FIELD GOAL PCT

SCHOOL	3PM	3PA	PCT
Clemson	159	395	.403
NC State	96	248	.387
Maryland	42	113	.372
North Carolina	186	512	.363
Virginia	106	294	.361
Georgia Tech	97	283	.343
Duke	50	154	.325
Florida State	32	119	.269
Wake Forest	84	309	.272

BLOCKED SHOTS

SCHOOL	GP	NO	AVG
Georgia Tech	33	109	3.3
North Carolina	31	97	3.1
Virginia	34	102	3.0
Maryland	31	88	2.8
Duke	29	76	2.6
Florida State	29	54	1.9
Wake Forest	28	50	1.8
NC State	28	44	1.6
Clemson	31	44	1.4

SCORING MARGIN

SCHOOL	AVG
Virginia	22.6
Maryland	16.4
North Carolina	12.2
Clemson	10.0
Georgia Tech	7.7
NC State	6.9
Florida State	3.1
Duke	0.9
Wake Forest	-8.5

OPPONENTS PREVIEW



OPPONENTS PREVIEW

FLORIDA ATLANTIC

Dec. 1, 7pm



Location: Boca Raton, FL
Nickname: Owls
Enrollment: 14,200
Colors: Blue and Gray
Conference: Independent
Head Coach: Wayne Allen
1991-92 Record: 16-10
Lettermen Returning/Lost: 3/10
Top Returners: Stephani Jones, Kim Ferguson
SID Contact: Katrina McCormick
SID Phone: (407) 367-3163

LSU

Dec. 4-5, 6-8pm



Location: Baton Rouge, LA
Nickname: Lady Tigers
Enrollment: 26,138
Colors: Purple and Gold
Conference: Southeastern
Head Coach: Sue Gunter
1991-92 Record: 16-13
Lettermen Returning/Lost: 4/5
Top Returners: Cornelia Gayden, Miriam Farr
SID Contact: Michael Bonnette
SID Phone: (504) 388-8226

SOUTH FLORIDA

Dec. 4-5, 6-8pm




Location: Tampa, FL
Nickname: Bulls
Enrollment: 33,000
Colors: Green and Gold
Conference: Metro
Head Coach: Trudi Lacey
1991-92 Record: 13-15
Lettermen Returning/Lost: 7/4
Top Returners: Renee Bellamy, Kristi Poore
SID Contact: Lana Bandy
SID Phone: (813) 974-2125

HARTFORD

Dec. 4-5, 6-8pm



Location: West Hartford, CT
Nickname: Lady Hawks
Enrollment: 4,130
Colors: Scarlet and White
Conference: North Atlantic
Head Coach: Allison Jones
1991-92 Record: 9-19
Lettermen Returning/Lost: 8/4
Top Returners: Lana Thomas, Kelly Penwell
SID Contact: Andy Bean
SID Phone: (203) 768-5035



OPPONENTS PREVIEW

N.C. STATE
Dec. 16, 7pm
Feb. 21, 2pm



Location: Raleigh, NC
Nickname: Wolfpack
Enrollment: 26,683
Colors: Red and White
Conference: Atlantic Coast
Head Coach: Kay Yow
1991-92 Record: 16-12
Lettermen Returning/Lost: 9/1
Top Returners: Danyel Parker, Tammy Gibson
SID Contact: Ann Wheelwright
SID Phone: (919) 515-2102

@ MIAMI
Dec. 19, 2pm



Location: Coral Gables, FL
Nickname: Hurricanes
Enrollment: 13,153
Colors: Orange, Green and White
Conference: Big East
Head Coach: Ferne Labati
1991-92 Record: 30-2
Lettermen Returning/Lost: 9/5
Top Returners: Ronnie McGarry, Vicki Plowden
SID Contact: Kim Stone
SID Phone: (305) 284-3244

TENNESSEE TECH @ CA
Dec. 21-22, TBA



Location: Cookeville, TN
Nickname: Golden Eaglettes
Enrollment: 8,140
Colors: Purple and Gold
Conference: Ohio Valley
Head Coach: Bill Worrell
1991-92 Record: 21-9
Lettermen Returning/Lost: 8/3
Top Returners: Sherry Batten, Dana Bilyeu
SID Contact: Jeff Patton
SID Phone: (615) 372-3088

NORTHWESTERN @ CA
Dec. 21-22, TBA



Location: Evanston, IL
Nickname: Wildcats
Enrollment: 7,400
Colors: Purple and White
Conference: Big Ten
Head Coach: Don Perrelli
1991-92 Record: 17-10
Lettermen Returning/Lost: 9/1
Top Returners: Maureen Holohan, Patricia Babcock
SID Contact: B.J. Sohn
SID Phone: (708) 491-7503



OPPONENTS PREVIEW

CALIFORNIA
Dec. 21-22, TBA



Location: Berkeley, CA
Nickname: Golden Bears
Enrollment: 31,000
Colors: Blue and Gold
Conference: Pacific-10
Head Coach: Gooch Foster
1991-92 Record: 20-9
Lettermen Returning/Lost: 11/3
Top Returners: Milica Vukadinovic, Kesha Martin
SID Contact: Herb Benenson
SID Phone: (510) 652-5363

DUKE
Jan. 3, 2pm
Feb. 28, 3pm




Location: Durham, NC
Nickname: Blue Devils
Enrollment: 6,300
Colors: Royal Blue and White
Conference: Atlantic Coast
Head Coach: Gail Goestenkors
1991-92 Record: 14-15
Lettermen Returning/Lost: 9/4
Top Returners: Nicole Johnson, Missy Anderson
SID Contact:
SID Phone: (919) 684-2633

VIRGINIA
Jan. 6, 7pm
Jan. 30, 2pm





Location: Charlottesville, VA
Nickname: Cavaliers
Enrollment: 18,006
Colors: Orange and Blue
Conference: Atlantic Coast
Head Coach: Debbie Ryan
1991-92 Record: 32-2
Lettermen Returning/Lost: 8/5
Top Returners: Heather Burge, Heidi Burge
SID Contact: Angela Manolakas
SID Phone: (804) 982-5500

NORTH CAROLINA
Jan. 10, 12:10 p.m.
Jan. 21, 6pm



Location: Chapel Hill, NC
Nickname: Tar Heels
Enrollment: 23,794
Colors: Carolina Blue and White
Conference: Atlantic Coast
Head Coach: Sylvia Hatchell
1991-92 Record: 22-9
Lettermen Returning/Lost: 8/5
Top Returners: Sylvia Crawley, Tonya Sampson
SID Contact: Sheri West
SID Phone: (919) 962-2123



OPPONENTS PREVIEW

MARYLAND

Jan. 12, 7pm
Jan. 25, 7:30 pm



Location: College Park, MD
Nickname: Terrapins
Enrollment: 26,683
Colors: Red, White, Black and Gold
Conference: Atlantic Coast
Head Coach: Chris Weller
1991-92 Record: 25-6
Lettermen Returning/Lost: 11/2
Top Returners: Jessie Hicks, Balissa Boles
SID Contact: Chuck Walsh
SID Phone: (301) 314-7064

WAKE FOREST

Jan. 16, 2 pm
Feb. 14, 2 pm



Location: Winston-Salem, NC
Nickname: Demon Deacons
Enrollment: 3,500
Colors: Old Gold and Black
Conference: Atlantic Coast
Head Coach: Karen Freeman
1991-92 Record: 10-18
Lettermen Returning/Lost: 8/0
Top Returners: Nicole Levesque, Laura Coakley
SID Contact: Julie McClung
SID Phone: (919) 759-5640

GEORGIA TECH


Jan. 18, 7:30 pm
Feb. 12, 7 pm





Location: Atlanta, GA
Nickname: Lady Jackets
Enrollment: 12,000
Colors: Gold and white
Conference: Atlantic Coast
Head Coach: Agnus Berenato
1991-92 Record: 20-13
Lettermen Returning/Lost: 9/3
Top Returners: Joyce Pierce, Devony Caldwell
SID Contact: Teri Washington
SID Phone: (404) 894-5445

FLORIDA A&M

Jan. 27, 7pm



Location: Tallahassee, FL
Nickname: Lady Rattlers
Enrollment: 9,365
Colors: Green and Orange
Conference: Trans American
Head Coach: Claudette Farmer
1991-92 Record: 10-18
Lettermen Returning/Lost: 6/2
Top Returners: Sherrall Bass
SID Contact: Michelle Jinks
SID Phone: (904) 599-3200



OPPONENTS PREVIEW

@ FLORIDA
Feb. 3, 5pm



Location: Gainesville, FL
Nickname: Lady Gators
Enrollment: 34,500
Colors: Blue and Orange
Conference: Southeastern
Head Coach: Carol Ross
1991-92 Record: 15-13
Lettermen Returning/Lost: 10/4
Top Returners: Merlakia Jones, LaTonya McGhee
SID Contact: Debbie Edwards
SID Phone: (904) 375-4683
Ext. 6102

CLEMSON
Feb. 6, 7pm
Feb. 24, 4:45pm



Location: Clemson, SC
Nickname: Lady Tigers
Enrollment: 17,295
Colors: Orange and White
Conference: Atlantic Coast
Head Coach: Jim Davis
1991-92 Record: 21-10
Lettermen Returning/Lost: 7/6
Top Returners: Shandy Bryan, Kerry Boyatt-Hall
SID Contact: Sam Blackman
SID Phone: (803) 656-2114

@ NORTHERN ILLINOIS
Feb. 9, 7 pm



Location: DeKalb, IL
Nickname: Huskies
Enrollment: 24,895
Colors: Cardinal and Black
Conference: Mid-Continent
Head Coach: Jane Albright-Dieterle
1991-92 Record: 18-14
Lettermen Returning/Lost: 10/3
Top Returners: Cindy Conner, E.C.Hill
SID Contact: Kari Brackett
SID Phone: (815) 748-4230

ORAL ROBERTS
Feb. 16, 7pm



Location: Tulsa, OK
Nickname: Lady Titans
Enrollment: 4,100
Colors: Gold and White
Conference: Independent
Head Coach: Ken Trickey, Jr.
1991-92 Record: 6-22
Lettermen Returning/Lost: 3/9
Top Returners: Helen Garrett, Sylvia Cummings
SID Contact: Scott Vallery
SID Phone: (918) 485-7102



RECORD BOOK



RECORDS

SERIES RECORD AGAINST OPPONENTS

Opponent	First Meeting	Last Meeting	W/L	Opponent	First Meeting	Last Meeting	W/L
Alabama	1980	1991	4-4	Mississippi	1980	1983	1-2
Alabama-Birmingham	1978	1988	3-5	Mississippi College	1979	1982	1-1
Alabama State	1976	1979	0-2	Mississippi State	1978	1989	1-2
Alaska	1984	1984	1-0	Mississippi U.forWomen	1980	1982	2-0
Albany State	1975	1987	4-8	Mississippi Valley	1982	1982	0-1
Appalachian State	1979	1991	2-1	Missouri	1984	1984	0-1
Arizona State	1983	1983	0-1	Missouri-Kansas City	1990	1990	0-1
Army	1975	1991	0-6	Montana State	1991	1991	1-0
Auburn	1973	1973	1-0	Montclair State	1983	1983	1-0
Barry College	1980	1980	1-0	Nebraska	1983	1983	1-0
Belhaven	1982	1983	1-1	New Mexico State	1987	1987	1-0
Brigham Young	1992	1992	0-1	New Orleans	1978	1988	0-4
Butler	1976	1986	4-2	North Carolina	1982	1992	3-3
Central Florida	1988	1988	1-0	North Carolina-Ashville	1988	1988	1-0
Central Michigan	1980	1980	0-1	North Carolina-Charlotte	1989	1989	0-1
Central Missouri	1978	1991	13-8	North Carolina State	1992	1992	2-0
Clemson	1980	1992	0-1	Northeast Missouri	1978	1978	1-0
College of Charleston	1976	1976	0-1	Northern Illinois	1992	1992	1-0
Colorado	1984	1984	1-0	Northwest Louisiana	1980	1980	1-0
Colorado State	1986	1986	1-0	Old Dominion	1982	1982	0-1
Dayton	1976	1976	1-0	Oklahoma State	1983	1983	1-0
Delta State	1977	1982	1-2	Oral Roberts	1979	1992	1-1
Denver	1980	1980	1-0	Oregon State	1982	1982	0-1
DePaul	1987	1987	0-1	Pensacola JC	1973	1977	2-0
Duke	1992	1992	2-0	Penn State	1982	1990	0-3
East Carolina	1980	1981	0-2	Pepperdine	1982	1982	1-0
Eastern Kentucky	1991	1991	1-0	Purdue	1981	1981	1-0
Fairfield	1985	1985	0-1	Radford	1986	1986	0-1
Flagler	1973	1975	3-4	Rice	1987	1987	1-0
Florida	1974	1992	24-23	Rollins College	1975	1979	4-0
Florida Atlantic	1987	1992	1-1	St. Joseph's	1983	1983	1-0
Florida A&M	1975	1992	16-7	St. Louis	1981	1982	2-0
Florida International	1976	1983	4-0	Savannah College	1974	1974	0-1
Florida Southern	1980	1980	1-0	Shorter College	1974	1975	0-4
Fordham	1984	1984	1-0	South Alabama	1976	1989	4-4
Fort Valley	1975	1975	0-1	South Carolina	1977	1991	2-16
Georgetown	1984	1986	0-2	South Carolina	1980	1981	1-1
Georgia	1988	1991	0-4	Southeast Louisiana	1979	1991	4-16
Georgia Southern	1975	1988	3-4	Southern Mississippi	1974	1989	26-2
Georgia State	1980	1980	0-1	South Florida	1990	1990	0-1
Georgia Tech	1974	1992	2-2	SW Missouri State	1984	1984	1-0
Howard	1989	1989	1-0	Stanford	1976	1991	11-4
Idaho	1984	1984	0-1	Stetson	1975	1975	0-1
Illinois	1990	1990	1-0	Talladega College	1975	1986	4-1
Indiana	1980	1980	0-1	Tampa	1975	1983	1-0
John Abbott	1976	1977	2-0	Temple	1983	1986	0-2
Judson College	1981	1981	1-0	Tennessee	1985	1986	0-1
Kansas	1983	1983	1-0	Texas	1984	1984	0-1
Kent Stae	1981	1981	1-0	Tift	1974	1974	1-0
Lamar	1991	1991	1-0	Tennessee-Chattanooga	1982	1982	1-0
Lewis State	1982	1982	1-0	Toledo	1987	1987	1-0
Louisiana State	1989	1991	1-2	Troy State	1977	1979	1-1
Louisville	1978	1991	11-10	Tulane	1978	1991	9-8
Marquette	1990	1990	1-0	Valdosta State	1975	1988	0-11
Maryland	1992	1992	0-2	Virginia	1990	1991	0-3
McNeese State	1981	1981	1-0	Virginia Tech	1980	1990	10-8
Memphis State	1977	1991	9-13	Wake Forest	1992	1992	1-1
Mercer	1974	1984	1-6	Western Kenucky	1983	1991	0-2
Miami	1975	1991	18-6	West Florida	1975	1975	1-0
Miami (OH)	1982	1982	1-0	West Georgia	1975	1986	2-2
Miami Dade CC-Dtn.	1976	1976	1-0	West Virginia	1987	1987	1-0
Miami Dade CC-North	1975	1975	1-1	Wichita State	1984	1984	0-1
Miami Dade CC-South	1974	1976	0-1	Winthrop College	1979	1979	1-2
Michigan	1984	1984	0-1	Wisconsin	1987	1987	1-0
Middle Tennessee	1983	1983	1-0				

*1992-1993 opponents in **Bold**

RECORDS

SINGLE GAME RECORDS

TEAM

Most Points Scored: 114 vs. Stetson (2/6/91)
Fewest Points Scored: 32 vs. Valdosta State (1/23/76)
Largest Winning Margin: 84 pts. vs. West Florida (1975)
Most Field Goals: 49 vs. Stetson (2/6/91)
Most Field Goal Attempts: 97 vs. Florida (12/4/78)
Highest Field Goal Percentage: 73.1 vs. Denver (12/15/80)
Most 3-Point Field Goals: 8 vs. Auburn (1/17/91)
Most 3-Point Field Goal Attempts: 31 vs. Auburn (1/17/91)
Most Free Throws: 36 vs. Fordham (12/31/84)
Most Free Throw Attempts: 47 vs. Fordham (12/31/84)
Highest Free Throw Percentage: 91.7 (11-12) vs. South Alabama (11/25/80)
Most Rebounds: 71 vs. Stetson (11/29/87)
Most Assists: 29 vs. Florida A&M (1/20/82) and (1/21/91)
Most Turnovers: 42 vs. St. Louis (2/7/81)
Most Blocked Shots: 12 vs. Mercer (11/17/78)

INDIVIDUAL

Points: 37 by Sue Galkantas vs. Florida (12/3/80)
Field Goals Made: 17 by Laine Lasseter vs. SE Louisiana (12/16/79)
Field Goals Attempted: 34 by Bev Burnett vs. Georgia Southern (12/16/87)
Free Throws Made: 14 by Tia Paschal vs. Florida (12/15/91); Wanda Burns vs. Memphis State (1/19/91); Sue Galkantas vs. Tulane (2/5/83) and Memphis State (2/5/83)
Free Throws Attempted: 19 by Tia Paschal vs. Florida (12/15/91)
Most 3-point Field Goals Made: 6 by Robin Storey vs. UAB (12/17/88)
Rebounds: 23 by Laine Lasseter vs. South Florida (12/2/78)
Assists: 14 by Shirley Silsby vs. Flagler (2/6/76)
Steals: 10 by Wanda Burns vs. South Alabama (11/24/89)
Blocked Shots: 6 by Brenda Cliette vs. Army (1/2/83) and Laine Lasseter vs. Mercer (11/17/78)

SEASON RECORDS

TEAM

Most Points: 2,883 (1981-82)
Highest Scoring Average: 83.8 (1990-91)
Fewest Points Scored: 488 (1973-74)
Most Field Goals: 1,171 (1981-82)
Most Field Goal Attempts: 2,384 (1979-80)
Highest Field Goal Percentage: 520 (1990-91)
Most 3-Point Field Goals Made: 57 (1990-91)
Most 3-Point Field Goal Attempts: 192 (1989-90)
Highest 3-Point Field Goal Percentage: .303 (1990-91)
Most Free Throws: 573 (1990-91)
Most Free Throw Attempts: 826 (1990-91)
Highest Free Throw Percentage: .701 (1991-92)
Most Rebounds: 1,545 (1981-82)
Highest Rebounding Average: 45.7 (1986-87)
Most Assists: 601 (1981-82)
Most Steals: 406 (1981-82)
Most Turnovers: 686 (1982-83)
Most Blocked Shots: 116 (1986-87)

INDIVIDUAL

Most Points: 710 by Sue Galkantas (1982-83)
Highest Scoring Average: 21.6 by Sue Galkantas (1981-82)
Most Field Goals: 282 by Sue Galkantas (1981-82)
Highest Field Goal Percentage: .656 by Chantelle Dishman (1990-91)
Most Rebounds: 336 by Cherry Rivers (1977-78)
Highest Rebound Average: 14.0 by Cherry Rivers (1977-78)
Highest Free Throw Percentage: .827 by Wanda Burns (1989-90)
Most Steals: 94 by Brenda Cliette (1986-87)
Most Assists: 184 by Shirley Silsby (1977-78)

CAREER RECORDS

Most Points: 2323 by Sue Galkantas (1980-84)
Highest Scoring Average: 19.4 by Sue Galkantas (1980-84)
Most Field Goals: 919 by Sue Galkantas (1980-84)
Highest Field Goal Percentage: .605 by Chantelle Dishman (1989-92)
Most Rebounds: 1029 by Cherry Rivers (1982-87)
Highest Rebound Average: 10.8 by Brenda Cliette (1983-87)
Highest Free Throw Percentage: .788 by Lisa Foglio (1981-83)
Most Steals: 221 by Chris Davis (1987-91)
Most Assists: 364 by Robin Corn (1988-92)



RECORDS

SINGLE SEASON STATISTICAL LEADERS

POINTS

1. Sue Galkantas, 1982.....	710 pts. in 29 games
2. Sue Galkantas, 1981.....	627 pts. in 34 games
3. Wanda Burns, 1991.....	572 pts. in 31 games
4. Bev Burnette, 1988.....	533 pts. in 25 games
5. Wanda Burns, 1990.....	515 pts. in 29 games
6. Cherry Rivers, 1980.....	514 pts. in 31 games
7. Chantelle Dishman, 1991.....	503 pts. in 31 games
8. Sue Galkantas, 1984.....	495 pts. in 28 games
9. Sue Galkantas, 1983.....	491 pts. in 29 games
10. Cherry Rivers, 1979.....	464 pts. in 36 games

SCORING AVERAGE

1. Sue Galkantas, 1981.....	21.6 (627 pts. in 29 games)
2. Bev Burnette, 1988.....	21.3 (533 pts. in 25 games)
3. Sue Galkantas, 1980.....	20.9 (710 pts. in 34 games)
4. Wanda Burns, 1991.....	18.5 (572 pts. in 31 games)
5. Laine Lasseter, 1979.....	18.4 (415 pts. in 22 games)
6. Wanda Burns, 1990.....	17.8 (515 pts. in 20 games)
7. Cherry Rivers, 1979.....	17.8 (464 pts. in 26 games)
8. Jackie Arnold, 1978.....	17.8 (410 pts. in 23 games)
9. Sue Galkantas, 1984.....	17.7 (495 pts. in 31 games)
10. Laine Lasseter, 1980.....	17.6 (371 pts. in 21 games)

STEALS

1. Brenda Cliette, 1987.....	94 in 24 games
2. Wanda Burns, 1990.....	77 in 30 games
3. Brenda Cliette, 1983.....	77 in 29 games
4. Tia Paschal, 1991.....	75 in 32 games
5. Glenda Stokes, 1992.....	68 in 37 games
6. Chris Davis, 1991.....	66 in 32 games
7. Danielle Ryan, 1991.....	65 in 32 games
8. Lisa Foglio, 1982.....	64 in 26 games
9. Sunnie O'Neal, 1982.....	61 in 37 games
10. Robin Corn, 1990.....	60 in 30 games

REBOUNDS

1. Cherry Rivers, 1977.....	336 in 24 games
2. Brenda Cliette, 1987.....	302 in 24 games
3. Sue Galkantas, 1982.....	296 in 34 games
4. Glenda Stokes, 1980.....	294 in 35 games
5. Glenda Stokes, 1982.....	276 in 37 games
6. Sue Galkantas, 1981.....	270 in 29 games
7. Brenda Cliette, 1983.....	269 in 29 games
8. Lorraine Rimson, 1984.....	269 in 31 games
9. LeeVayn Oliver, 1982.....	260 in 35 games
10. Cherry Rivers, 1980.....	257 in 31 games

REBOUND AVERAGE

1. Cherry Rivers, 1977.....	14.0 (336 in 24 games)
2. Brenda Cliette, 1987.....	12.6 (302 in 24 games)
3. Cherry Rivers, 1978.....	10.3 (226 in 22 games)
4. Laine Lasseter, 1979.....	10.0 (222 in 22 games)
5. Sue Galkantas, 1981.....	9.3 (270 in 29 games)
6. Brenda Cliette, 1983.....	9.3 (269 in 29 games)
7. Chantelle Dishman 1992.....	8.8 (246 in 28 games)
8. Sue Galkantas, 1982.....	8.7 (296 in 34 games)
9. Lorraine Rimson, 1984.....	8.7 (269 in 31 games)
10. Glenda Stokes, 1980.....	8.4 (294 in 35 games)

ASSISTS

1. Shirley Silsby, 1977.....	184 in 23 games
2. Sheri Kaminski, 1984.....	155 in 31 games
3. Wanda Burns, 1991.....	136 in 31 games
4. Lynn Marnie, 1982.....	135 in 36 games
5. Rose Harper, 1980.....	125 in 35 games
6. Sunnie O'Neal, 1982.....	120 in 37 games
7. Robin Corn, 1990.....	119 in 30 games
8. Wanda Burns, 1990.....	103 in 29 games
9. Teresa Tinsley, 1979.....	102 in 27 games
10. Lisa Foglio, 1981.....	98 in 27 games

FIELD GOAL PERCENTAGE

1. Chantelle Dishman, 1991.....	.656 (191-291 in 31 games)
2. Glenda Stokes, 1983.....	.602 (103-171 in 29 games)
3. Lisa Foglio, 1982.....	.596 (190-319 in 26 games)
4. Chantelle Dishman, 1992.....	.582 (146-251 in 28 games)
5. Sue Galkantas, 1983.....	.570 (184-323 in 29 games)
6. Chantelle Dishman, 1990.....	.565 (131-232 in 29 games)
7. Laine Lasseter, 1980.....	.560 (162-290 in 21 games)
8. LeeVayn Oliver, 1984.....	.534 (140-262 in 31 games)

9. Sue Galkantas, 1982.....	.526 (282-535 in 34 games)
10. LeeVayn Oliver, 1983.....	.523 (147-281 in 30 games)

* Minimum of 100

FREE THROW PERCENTAGE

1. Wanda Burns, 1991.....	.827 (115-139 in 29 games)
2. Lisa Foglio, 1983.....	.819 (77-94 in 29 games)
3. Chris Davis, 1990.....	.809 (76-94 in 30 games)
4. Sheri Kaminski, 1985.....	.809 (51-63 in 24 games)
5. Danielle Ryan, 1992.....	.805 (91-113 in 28 games)
6. Lisa Foglio, 1981.....	.802 (65-81 in 27 games)
7. Sue Galkantas, 1983.....	.799 (123-154 in 29 games)
8. Wanda Burns, 1991.....	.791 (125-158 in 31 games)
9. Bev Burnette, 1988.....	.775 (131-169 in 25 games)
10. Sue Galkantas, 1984.....	.771 (111-144 in 28 games)

* Minimum of 50

3-POINT FIELD GOALS MADE

1. Robin Storey, 1989.....	47 in 27 games
2. Wanda Burns, 1991.....	41 in 31 games
3. Wanda Burns, 1990.....	28 in 29 games
4. Christy Derlak, 1992.....	10 in 27 games

* Minimum of 10

3-POINT FIELD GOAL PERCENTAGE

1. Robin Storey, 1989.....	.475 (47-99 in 27 games)
2. Wanda Burns, 1991.....	.333 (41-123 in 31 games)
3. Christy Derlak, 1992.....	.286 (10-35 in 28 games)
4. Wanda Burns, 1990.....	.280 (28-100 in 29 games)

* Minimum of 10 made

SINGLE GAME STATISTICAL LEADERS

POINTS

Sue Galkantas vs. Florida, 37 (1980)
Sue Galkantas vs. Tulane, 34 (1983)
Sue Galkantas vs. Florida A&M, 34 (1986)
Laine Lasseter vs. SE Louisiana, 34 (1980)
Bev Burnette vs. Florida A&M, 34 (1986)
Bev Burnette vs. Virginia Tech, 34 (1988)
Chantelle Dishman vs. Marquette, 34, (1991)
Sue Galkantas vs. Middle Tennessee State, 33 (1983)
Sue Galkantas vs. Georgia State, 33 (1980)
Sue Galkantas vs. Virginia Tech, 33 (1982)
Laine Lasseter vs. Mercer, 33 (1981)
Bev Burnette vs. South Florida, 32 (1986)
Sue Galkantas vs. South Alabama, 32 (1986)
Laine Lasseter vs. Florida, 32 (1979)
Bev Burnette vs. Southern Mississippi, 31 (1989)
Wanda Burns vs. Southern Mississippi, 31 (1990)
Laine Lasseter vs. Florida, 31 (1979)
Bev Burnette vs. Southern Miss., Louisville, Ga. Southern, 30 (1988)
Lisa Foglio vs. Miami, 30 (1982)
Sue Galkantas vs. Kent State, 30 (1982)
Sue Galkantas vs. Memphis State, 30 (1982)
Sue Galkantas vs. Tulane, 30 (1982)
Cherry Rivers vs. Miami, 30 (1980)

REBOUNDS

Laine Lasseter vs. South Florida, 23 (1978)
Glenda Stokes vs. Virginia Tech, 21 (1982)
Chris Brokas vs. Troy State, 19 (1979)
LeeVayn Oliver vs. Cincinnati, 19 (1981)
Sarah Hall vs. Central Florida, 18 (1986)
Chantelle Dishman vs. Miami, 17 (1991)
Brenda Cliette vs. Montclair State, 17 (1983)
Sue Galkantas vs. Florida, 17 (1979)
Sue Galkantas vs. Georgia Tech, 17 (1980)
Laine Lasseter vs. Florida, 17, (1979)
Sarah Hall vs. West Georgia, 17 (1986)
Lorraine Rimson vs. Georgetown, 17 (1986)
Lorraine Rimson vs. Radford, 17 (1986)
Sarah Hall vs. Memphis State, 16, (1988)
Laine Lasseter vs. Alabama-Birmingham, 16 (1978)
Laine Lasseter vs. Appalachian State, 16 (1979)
Lorraine Rimson vs. Florida A&M, 16 (1984)
Lorraine Rimson vs. Cincinnati, 16 (1984)
Cherry Rivers vs. Louisville, 16 (1979)
Cherry Rivers vs. Miami, 16 (1980)
Tracy Walker vs. Miami, 16 (1990)

RECORDS

CAREER STATISTICAL LEADERS

POINTS

1. Sue Galkantas, 1980-84 2323 in 120 games
2. Cherry Rivers, 1976-80 1636 in 103 games
3. Bev Burnett, 1984-89 1509 in 97 games
4. Wanda Burns, 1988-91 1394 in 87 games
5. Chris Davis, 1987-91 1365 in 110 games
6. Laine Lasseter, 1978-82 1265 in 86 games
7. **Chantelle Dishman, 1989-92 1237 in 88 games**
8. Lisa Foglio, 1980-83 1227 in 82 games
9. Glenda Stokes, 1979-83 1188 in 130 games
10. LeeVayn Oliver, 1981-84 1166 in 122 games

SCORING AVERAGE

1. Sue Galkantas, 1980-83 19.4 (2323 in 120 games)
2. Wanda Burns, 1988-91 16.0 (1394 in 87 games)
3. Cherry Rivers, 1976-80 15.9 (1636 in 103 games)
4. Jackie Arnold, 1977-79 15.8 (727 in 46 games)
5. Bev Burnett, 1984-89 15.6 (1509 in 97 games)
6. Lisa Foglio, 1980-83 15.0 (1227 in 82 games)
7. Laine Lasseter, 1978-82 14.6 (1265 in 86 games)
8. Lorraine Rimson, 1983-85 14.6 (1138 in 78 games)
9. **Chantelle Dishman, 1989-92. 14.1 (1237 in 88 games)**
10. Brenda Cliette, 1982-87 14.1 (746 in 53 games)

STEALS

1. Chris Davis, 1987-91 221 in 110 games
2. Glenda Stokes, 1979-83 201 in 130 games
3. Cherry Rivers, 1976-80 189 in 103 games
4. Lisa Foglio, 1980-83 181 in 82 games
5. Robin Corn, 1987-92 175 in 42 games
6. **Tia Paschal, 1988-92 173 in 89 games**
7. Wanda Burns, 1988-91 172 in 87 games
8. Brenda Cliette, 1982-87 171 in 53 games
9. Sheri Kaminski, 1980-84 171 in 98 games
10. Sue Galkantas, 1980-84 162 in 120 games

REBOUNDS

1. Cherry Rivers, 1976-80 1029 in 103 games
2. Sue Galkantas, 1980-84 1006 in 120 games
3. Glenda Stokes, 1979-83 938 in 130 games
4. LeeVayn Oliver, 1980-84 869 in 122 games
5. Sarah Hall, 1984-88 785 in 110 games
6. **Chantelle Dishman, 1989-92 688 in 88 games**
7. Lorraine Rimson, 1983-86 652 in 78 games
8. Laine Lasseter, 1978-82 624 in 86 games
9. Chris Brokas, 1976-79 580 in 64 games
10. Brenda Cliette, 1982-87 571 in 53 games

REBOUNDING AVERAGE

1. Brenda Cliette, 1982-87 10.8 (571 in 53 games)
2. Cherry Rivers, 1976-80 10.0 (1029 in 103 games)
3. Chris Brokas, 1976-79 9.1 (530 in 64 games)
4. Sue Galkantas, 1980-84 8.4 (652 in 78 games)
5. Lorraine Rimson, 1983-85 8.4 (1006 in 122 games)
6. **Chantelle Dishman, 1989-92 ... 7.8 (688 in 88 games)**
7. Glenda Stokes, 1979-83 7.2 (938 in 130 games)
8. Laine Lasseter, 1978-82 7.2 (624 in 86 games)
9. Sarah Hall, 1984-88 7.1 (785 in 110 games)
10. LeeVayn Oliver, 1980-84 7.1 (869 in 122 games)
11. Jackie Arnold, 1977-79 7.1 (325 in 46 games)

ASSISTS

1. Robin Corn, 1987-92 360 in 112 games
2. Sheri Kaminski, 1983-87 355 in 98 games
3. Shirley Silsby, 1976-79 348 in 69 games
4. Wanda Burns, 1988-91 331 in 87 games
5. Lynn Marnie, 1980-83 293 in 86 games
6. Chris Davis, 1987-91 282 in 110 games
7. Lisa Foglio, 1980-83 274 in 82 games
8. Rose Harper, 1977-81 268 in 111 games
9. Sunnie O'Neal, 1980-83 253 in 72 games
10. Sue Galkantas, 1980-84 240 in 120 games

FIELD GOAL PERCENTAGE

1. **Chantelle Dishman, 1989-92. .604 (468-774 in 88 games)**
2. Lisa Foglio, 1980-83542 (513-946 in 82 games)
3. Sue Galkantas, 1980-84524 (919-1753 in 120 games)
4. Laine Lasseter, 1978-82521 (540-1036 in 86 games)
5. LeeVayne Oliver, 1980-84520 (498-957 in 122 games)
6. **Danielle Ryan, 1989-92.513 (333-649 in 90 games)**
7. Glenda Stokes, 1979-83504 (417-827 in 130 games)
8. **Tia Paschal, 1989-91.492 (464-942 in 84 games)**
9. Chris Davis, 1987-91481 (527-1134 in 110 games)
10. Lee Dee McDonald, 1979-81467 (154-330 in 130 games)

FREE THROW PERCENTAGE

1. Lisa Foglio, 1980-83788 (201-255 in 82 games)
2. Wanda Burns, 1988-91777 (271-349 in 87 games)
3. **Danielle Ryan, 1989-92 .. .746 (179-240 in 90 games)**
4. Sue Galkantas, 1980-84745 (485-651 in 120 games)
5. Sheri Kaminski, 1983-87732 (208-284 in 98 games)
6. Bev Burnett, 1984-87708 (354-500 in 97 games)
7. **Tia Paschal, 1988-92.697 (203-291 in 89 games)**
8. Chris Davis, 1987-91701 (250-357 in 110 games)
9. Lorraine Rimson, 1983-85686 (232-338 in 78 games)
10. Lynn Dee McDonald, 1979-81675 (125-185 in 47 games)

GAMES PLAYED

1. Glenda Stokes, 1979-83 130
2. LeeVayne Oliver, 1980-84 122
3. Sue Galkantas, 1980-84 120
4. Robin Corn, 1988-1989 112
5. Rose Harper, 1977-81 111
6. Chris Davis, 1987-91 110
7. Sarah Hall, 1984-88 110
8. Jan Piatnik, 1984-88 110
9. Cherry Rivers, 1976-80 103
10. Sheri Kaminski, 1983-87 98

RECORDS

ALL-TIME LETTERWINNERS

A

Joanne Abraham 1971-73
 Vicki Alexander 1977
 Deb Allen 1972-74
 Jackie Arnold 1978-79
Alison Arnoldi 1990-92

B

Jan Bailey 1974-76
 Jill Baker 1981-84
 Karen Barineau 1978-79
 Judy Battles 1975-77
 Diane Blaydes 1979-80
 Cindy Boehmer 1973-76
 Veronica Bouknight 1986
 Chris Brokas 1976-77
 Susan Brown 1974-76
Mary Buchanan-Berryhill .1987, 92
 Ruthann Burgun 1981
 Bev Burnette 1985-89
 Wanda Burns 1988-91
 Joye Burroughs 1982

C

Mary Anne Cannon 1973-76
 Gussie Clark 1985-88
 Brenda Cliette 1983-87
 Katina Cobbins 1991-92
 Ann Collins 1977-78
 Debra Collins 1989
 Emma Colquitt 1973-76
 Robin Corn 1987-92

D

Chris Davis 1988-91
 Melissa Davis 1978
 Vicki Davis 1971-73
Chrisy Derlak 1990-92
Chantelle Dishman ... 1989-92
 Tizza Drew 1977

E

Debbie Edwards 1970-72
 Denise Eilbacher 1977-78

F

Meg Fahey 1982
 Cindy Frank 1971-73
 Lisa Foglio 1981-83
 Tanya Fowler 1988-92

G

Becky Gailey 1978
 Nancy Galkantas 1982-83
 Sue Galkantas 1981-1984
 Karen Galloway 1990-91
 Val Garrett 1985-88
 Cheryl Glover 1986
 Scooby Golden 1979-80
 Jan Gomez 1970-71
 Clara Gonzalez 1975-77
 Marlene Graham 1973-76
 Joan Gray 1970-72
 Linda Gray 1979-81
 Sarah Grimes 1988-89
 Moody Gwyn 1986

H

Sarah Hall 1985-88
 Gina Harden 1985-88
 Rose Harper 1978-81
 Valene Harris 1986-87
 Aline Harvis 1988-89
 Peggy Harstvedt 1976-78
 Brauna Hatzell 1978
 Shannon Hodge 1988-91
 Candi Houston 1970-71

I

Rita Ivy 1970-72

K

Sheri Kaminski 1984-87
 Francene Kocsis 1975-76
 Barb Koontz 1974-76

L

Martha Lappe 1978-79
 Charlene Laine 1970-72
 Maria Lardie 1989-90
 June Lasseter 1980
 Laine Lasseter 1979-82
 Luz Lopez 1989-90

M

Stacy Macon 1977
 Lynn Marnie 1980-83
 Terri McCarty 1985-88
 Lynn Dee McDonald 1980-81
 Linda-Ann McGowen 1984-86
 Yvette McKinney 1973-74

N

Val Nelson 1977

O

LeeVayne Oliver 1981-84
 Sunnie O'Neal 1980-82
 Anne Owen 1970-71

P

Karyn Palgut 1982
 Barb Parr 1974-76
Tia Paschal 1989-92
Allison Peercy 1991-92
 Jan Piatnik 1985-88
 Patti Pink 1976-77
 Kris Podulka 1979-81
 Gayle Preston 1975-76
 Debbie Putzi 1981

R

Kim Rickardson 1977
 Lorraine Rimson 1984-85
 Cherry Rivers 1977-80
 Connie Robinson 1991-92
 Sandra Ruffo 1978
Danielle Ryan 1989-92

S

Meg Shuler 1979
 Susan Seamon 1971-73
 Darlene Shannon 1978-79
 Joanne Sharpe 1970-72
 Jode Shaw 1975
 Dawn Shields 1980
 Celia Slater 1984-85
 Lori Smith 1984
 Vicki Sperring 1971-72
 Shirley Sildsby 1976-78
 Glenda Stokes 1980-83
 Penny Stone 1985
 Robin Storey 1988-89

T

Liberty Taylor 1991-92
 Kelli Test 1988-91
 Karen Thomas 1989-90
 Terry Thomas 1978
 Susie Thrapp 1981
 Teresa Tinsley 1979-80
 Debbie Tippins 1977
 Angela Tucker 1987-88

W

Tracy Walker 1989-90
 Cheryl Weigand 1976-78
 Lahna Wood 1983
 Diana Wright 1971-72
 Monica Wright 1970-72

*Active players in **Bold**

YEAR BY YEAR RESULTS

1973-74 (7-3)

Head Coach: Millie Usher

Florida	39-49	L
Barry College	50-33	W
Florida	52-36	W
Flagler	53-35	W
Florida	32-31	W
Mercer	45-64	L
Flagler	31-41	L
South Florida	62-41	W
Flagler	76-38	W
Florida	48-45	W

1974-75 (15-17)

Head Coach: Millie Usher

Albany State	62-55	W
Valdosta State	42-53	L
Florida A&M	77-34	W
Shorter College	52-65	L
Shorter College	63-78	L
Savannah St.	48-70	L
South Florida	68-40	W
Miami-Dade South	59-41	W
Rollins College	61-48	W
Florida	44-67	L
Flagler	51-60	L
Florida	53-47	W
Georgia Tech	58-22	W
Shorter College	36-54	L
Tift	58-47	W
Valdosta State	50-54	L
Shorter College	35-69	L
Georgia Southern	53-65	L
Valdosta State	32-49	L
Albany State	43-61	L
Florida A&M	47-26	W
Florida	41-49	L
Tampa	48-36	W
Flagler	52-29	L
Miami	59-45	W
South Florida	70-53	W
Florida	44-28	W
Flagler	59-55	W
Flagler	45-53	L
Miami-Dade North	59-40	W
Auburn	51-64	L
Fort Valley	43-58	L

1975-76 (11-12)

Head Coach: Millie Usher

Rollins	56-43	W
Albany State	50-71	L
West Florida	100-16	W
South Florida	57-41	W
Tampa	66-48	W
Rollins	64-56	W
Valdosta State	44-91	L
Tampa	82-50	W
West Georgia	61-88	L
Talladega College	55-100	L
College of Charleston	61-93	L
Albany State	44-73	L
Miami-Dade South	67-70	L
Florida International	58-35	W
Pensacola Junior College	73-51	W
Florida	65-59	W
Georgia Southern	54-83	L
Florida	45-64	L
Miami-Dade Downtown	73-51	W
Florida International	81-44	W
Florida	45-68	L
Valdosta State	50-101	L
Florida	39-55	L

1976-77 (10-12)

Head Coach Diane Murphy

Albany State	38-87	L
Mercer	53-96	L
Florida	54-80	L
Valdosta State	65-104	L
John Abbot College	62-60	W
Stetson	78-29	W
Florida	65-67	L
Rollins	87-52	W
Central Florida	77-63	W
Dayton	104-33	W
South Alabama	87-66	W
Albany State	65-79	L
Alabama State	73-80	L
West Georgia	54-79	L
Judson College	97-79	W
Stetson	72-57	W
Pensacola Junior College	86-40	W
Valdosta State	60-92	L
South Florida	69-46	W
Florida	67-72	L
Florida	60-72	L
Delta State	60-106	L

1977-78 (8-8)

Head Coach: Diane Murphy

Valdosta State	57-92	L
Florida	93-66	W
Troy State	71-67	W
South Florida	72-58	W
Memphis State	69-91	L
South Carolina	52-115	L
Georgia Southern	71-79	L
John Abbott College	71-67	W
Florida A&M	84-59	W
Florida	63-102	L
Albany State	86-94	L
Florida	100-80	W
South Florida (OT)	84-76	W
South Florida*	65-70	L
South Florida*	86-61	W
South Florida*	59-61	L

*State Tournament

1978-79 (17-15)

Head Coach: Diane Murphy

Mississippi State	60-64	L
South Alabama	76-43	W
Mercer	73-83	L
N.E. Missouri	87-61	W
Stetson	61-63	L
South Florida	89-80	W
Florida	88-79	W
New Orleans	64-62	W
Tulane	65-78	L
Louisville	60-94	L
Cincinnati	61-57	W
Alabama-Birmingham	85-87	L
Memphis State	78-101	L
South Florida	73-56	W
Florida	91-72	W
Miami	79-53	W
New Orleans	101-66	W
Florida A&M	79-84	L
Louisville	73-77	L
West Georgia	73-59	W
Alabama State	73-95	L
Alabama-Birmingham	79-95	L
Miami	74-64	W
Appalachian State	83-89	L
Winthrop College	63-71	L
Florida A&M	61-77	L
Stetson	89-56	W
Tampa	90-56	W
Miami	73-57	W
Florida	89-85	W
Florida	101-94	W
Delta State	64-93	L

1979-80 (13-22)

Head Coach: Janice Dykehouse

Mississippi State	61-73	L
Alabama-Birmingham	85-95	L
South Carolina	68-93	L
South Florida	87-58	W
Florida AM	74-61	W
Southern Mississippi	65-107	L
Troy State	78-92	L
Belhaven	81-75	W
Miami	82-64	W
Oral Roberts	68-74	L
Virginia Tech	67-57	W
Louisville	67-86	L
Tulane	74-95	L
Mississippi College	50-90	L
Alabama	61-88	L
Alabama-Birmingham	82-96	L
Florida	92-77	W
Miami	93-74	W
East Carolina	61-69	L
Mississippi	52-80	L
Louisville	60-77	L
Mercer	86-100	L
Northwest Louisiana	85-81	W
Florida	88-84	W
Florida Southern	97-58	W
Virginia Tech	54-77	L
Southeast Louisiana	70-73	L
Tulane	65-75	L
Florida AM	60-67	L
South Florida	100-88	W
Florida	67-78	L
Miami	72-61	W
Florida	84-76	W
Florida	71-84	L
Mercer	75-84	L

1980-81 (14-15)

Head Coach: Janice Dykehouse

Georgia Tech	84-97	L
Georgia Southern	79-96	L
South Alabama	79-82	L
Valdosta State*	58-62	L
Alabama*	77-76	W
Florida	90-48	W
Miami	87-73	W
Central Florida	92-75	W
Denver	93-41	W
Mississippi U. for Women**	73-70	W
Central Missouri**	60-69	L
Clemson**	59-78	L
Indiana	76-79	L
East Carolina	67-78	L
Cincinnati	65-91	L
Florida A&M	76-64	W
South Florida	79-41	W
Southeast Louisiana	94-68	W
Southern Mississippi	69-73	L
Mercer	76-80	L
South Carolina	57-69	L
Miami	62-55	W
Tulane+	60-70	L
St. Louis+	78-56	W
Florida	81-83	L
South Florida	71-61	W
Florida A&M	76-61	W
South Alabama	80-67	W
Miami++	70-79	L

*Lady Sunshine Classic
**MUW Christmas Tour...
+Metro Conference Tournament, New Orleans LA
++FAIA State Tournament

1981-82 (28-10)

Head Coach: Janice Dykehouse

Stetson	81-54	W
McNeese State*	69-62	W
Valdosta State*	82-69	W
Central Florida	75-65	W
Kent State**	80-66	W
Purdue**	65-39	W
Florida	60-63	L
Florida International	74-64	W
Miami	77-74	W
South Alabama	99-44	W
Lewis University+	94-46	W
Miami-Ohio+	89-68	W
North Carolina+	77-68	W
South Florida	80-60	W
Mississippi U. for Women	76-54	W
Florida	86-79	W
Virginia Tech	93-72	W
Old Dominion	65-100	L
Florida A&M	86-87	L
Memphis State	90-104	L
South Carolina	81-82	L
Southern Mississippi	84-94	L
Louisville	73-89	L
Tulane	89-70	W
Florida A&M	59-58	W
Miami	66-52	W
Mississippi	63-61	W
Tampa	90-50	W
South Florida	77-49	W
Miami++	84-80	W
Florida A&M++	76-65	W
Mississippi College†	71-69	W
Georgia Southern†	78-81	L
Mississippi Valley†	83-95	L
Pepperdine†	76-63	W
Brigham Young√	75-71	W
Oregon State√	60-76	L

*Lady Seminole Classic
**Boilermaker Premiere
+Hurricane New Year's Classic
++FAIAW State Tournament
†AJAW Region 111 Tournament
√ NWIT (includes forfeit over St. Louis)

1982-83 (24-6)

Head Coach: Janice Dykehouse

Tennessee Chattanooga*	94-77	W
North Carolina*	75-74	W
Albany State	94-52	W
Stetson	102-42	W
Alabama	73-64	W
Penn State**	84-86	L
Delta State**	75-67	W
Nebraska+	100-84	W
Army+	69-60	W
Oklahoma State+	72-52	W
Temple	74-69	W
St. Joseph's	59-54	W
Montclair State (OT)	89 81	W
Tulane	81-56	W
Memphis State	90-82	W
Florida A&M	66-60	W
Alabama-Birmingham	73-75	L
Auburn	43-73	L
Florida	68-63	W
Stetson	77-64	W
South Florida	71-52	W
Tulane	91-65	W
Florida A&M	82 65	W
Florida International	77-65	W
Alabama	61 64	L
Florida	89-67	W
Memphis State	68-66	W
Louisville++	56-67	L
Cincinnati++	84-61	W
Mississippi†	76 86	L

*Lady Seminole Classic
**Mid-American Classic
+Hurricane New Year's Classic
++Metro Conference Tournament, Louisville KY
†First Rund NCAA Playoff

YEAR BY YEAR RESULTS

1983-84 (13-18)

Head Coach: Janice Dykehouse

Arizona State*	70-85	L
Brigham Young*	61-76	L
Middle Tennessee State	75-67	W
Western Kentucky**	74-79	L
Kansas**	91-62	W
Central Florida	67-60	W
South Florida	81-73	W
Alabama-Birmingham	82-75	W
Penn State+	68-96	L
Stanford+	73-58	W
Missouri (OT)+	66-83	*L
Louisville	65-81	L
Miami++	76-64	W
Mercer++	66-57	W
Florida	74-70	W
Memphis State	67-83	L
Tulane	71-77	L
Southern Mississippi	75-84	L
Auburn	53-72	L
Virginia Tech	63-68	L
South Carolina	62-69	L
Southern Mississippi	53-58	L
Florida	57-65	L
Florida A&M	80-64	W
Tulane	86-79	W
Alaska†	77-63	W
Texas†	43-89	L
Idaho†	74-75	L
Cincinnati√	83-72	W
Memphis State√	64-80	L
Louisville	77-88	L

*Lady Buff Classic-Colorado

**Louisiana Tech Classic

+Miami Masonic Classic

++Duval Hotel Classic

†Northern Lights Shootout

√Metro Conference Tournament,

Cincinnati, OH

1984-85 (7-21)

Head Coach: Jan D. Allen

Albany State	66-60	W
Colorado	70-61	W
Georgetown	69-77	L
Central Florida	76-93	L
Michigan	71-76	L
Wichita State	54-70	L
Miami	65-79	L
Fordham*	88-81	W
Fairfield*	64-71	L
Virginia Tech	85-77	W
Cincinnati	73-83	L
Louisville	74-89	L
South Florida (OT)	71-69	W
Florida	43-64	L
South Carolina	61-70	L
Southern Mississippi	52-81	L
Tulane	56-59	L
Auburn	58-76	L
Tennessee	56-67	L
Tulane	81-47	W
Florida A&M	57-61	L
Southern Mississippi	61-66	L
Florida	58-79	L
Memphis State	64-76	L
Miami	67-74	L
Memphis State	67-84	L
South Florida	74-69	W
Virginia Tech**	65-86	L

*Women's Court Classic

**Metro Conference Tournament, Hattiesburg, MS

1985-86 (12-16)

Head Coach: Jan. D. Allen

West Georgia	67-57	W
Georgia SW	51-58	L
Colorado State*	68-53	W
Monmouth (30T)	81-69	W
Tampa	88-77	W
Georgetown**	78-74	W
Radford (OT)**	80-87	L
Stetson	76-72	W
South Carolina	57-81	L
Virginia Tech	68-73	L
Louisville	67-64	W
Cincinnati	75-72	W
Central Florida	90-98	L
South Florida	58-47	W
Florida	68-77	L
Tulane	71-70	W
Tennessee	43-89	L
Albany State	72-69	W
Memphis State	66-95	L
Southern Mississippi	67-74	L
Tulane	60-75	L
South Florida	78-68	W
Florida A&M	65-83	L
Southern Mississippi	76-89	L
Florida	76-81	L
Memphis State	70-81	L
Stetson	68-74	L
Cincinnati+	45-77	L

*Pizza Hut Classic

**Southernaire Invitational

+Metro Conference Tournament, Columbia, SC

1986-87 (9-19)

Head Coach: Marynell Meadors

Albany State (OT)	71-72	L
Toledo*	80-64	W
Rice*	62-50	W
Stetson	50-55	L
Miami	75-74	W
Florida Atlantic	38-42	L
Alabama-Birmingham	75-62	W
Valdosta State	66-75	L
Virginia Tech	78-91	L
Louisville	66-63	W
Cincinnati	53-55	L
Florida	65-69	L
South Alabama	58-76	L
South Carolina	56-63	L
Southern Mississippi	64-62	W
Memphis State	68-75	L
Miami	73-80	L
Virginia Tech	70-65	W
South Alabama	64-99	L
Louisville	64-77	L
Cincinnati	70-50	W
Florida A&M	79-72	W
South Carolina	61-64	L
Florida	59-70	L
Southern Mississippi	75-84	L
Memphis State	67-94	L
New Orleans	59-87	L
Virginia Tech**	67-68	L

*Tallahassee Hilton Classic

**Metro Conference Tournament, Blacksburg, VA

1987-88 (9-18)

Head Coach: Marynell Meadors

New Mexico State*	73-64	W
DePaul*	68-82	L
Wisconsin**	100-67	W
West Virginia (OT)* *	68-58	W
Stetson	69-75	L
Georgia Southern (OT)	83-77	W
North Carolina	79-82	L
Georgia	72-91	L
Wisconsin-Green Bay	64-67	L
New Orleans	61-7	L
Memphis State (OT)	90-91	L
Southern Mississippi	60-69	L
Florida A&M	68-73	L
South Carolina	55-85	L
Valdosta State	77-83	L
Virginia Tech	61-59	W
Alabama	64-70	L
Cincinnati	59-70	L
Louisville	99-65	W
Memphis State	89-94	L
Southern Mississippi	68-84	L
Virginia Tech	81-97	L
South Carolina	86-96	L
Florida	71-55	W
Louisville	73-70	W
Cincinnati	66-58	W
Cincinnati+	76-78	L

*Coopers & Lybrand Invitational

**Tallahassee Hilton Classic

+Metro Conference Tournament, Tallahassee, FL

1988-89 (16-11)

Head Coach: Marynell Meadors

Central Michigan*	100-78	W
Miami*	85-96	L
North Carolina-Asheville**	99-58	W
Georgia Southern**	105-78	W
Miami	79-88	L
Florida	60-65	L
Stetson	70-64	W
Alabama-Birmingham	84-68	W
Southern Mississippi	78-75	W
Memphis State	95-75	W
Cincinnati	45-66	L
Louisville	65-64	W
Virginia Tech	67-68	L
South Carolina	85-74	L
South Florida	85-74	W
Virginia Tech	69-66	W
Alabama	68-70	L
Southern Mississippi	66-84	L
Howard University	101-73	W
Florida A&M	75-68	W
Cincinnati	62-57	W
Louisville	82-76	W
Georgia	70-90	L
South Carolina	68-76	L
South Florida	94-85	W
Memphis State	89-80	W
Cincinnati+	47-57	L

*Lady Sunshine Classic

**Tallahassee Hilton Classic

+Metro Conference Tournament, Memphis Tennessee

1989-1990 (21-9)

Head Coach: Marynell Meador

South Alabama (20T)*	89-82	W
Louisiana State*	65-68	L
Mississippi State**	89-62	W
North Carolina-Charlotte**	50-63	L
Alabama	81-76	W
Stetson	77-70	W
Appalachian State	77-62	W
Georgia Southern	80-49	W
Virginia Tech	68-64	W
Tulane	103-66	W
Florida	63-62	W
Louisville (OT)	69-66	W
Cincinnati	61-44	W
Auburn	63-80	L
South Carolina	72-75	L
Southern Mississippi	73-77	L
Memphis State	72-62	W
Virginia Tech	69-52	W
Tulane	100-45	W
Louisville	77-62	W
Cincinnati	57-44	W
Florida A&M	87-60	W
Miami	95-66	W
Georgia	76-80	L
Southern Mississippi	97-72	W
Memphis State	98-60	W
South Carolina	59-75	L
Memphis State+	83-58	W
Southern Mississippi+	78-90	L
Penn State++	73-83	L

*LSU Crawfish Classic

**Tallahassee Hilton Classic

+Metro Conference Tournament, Cincinnati, OH

++NCAA Tournament First Round, Tallahassee, FL

1990-1991 (25-7)

Head Coach: Marynell Meadors

Missouri-KC*	66-52	W
SW Missouri State*	63-68	L
Marquette**	110-75	W
LSU**	89-82	W
Northern Illinois+	78-66	W
Virginia+	77-92	L
Florida	79-78	W
Miami	76-62	W
Virginia Tech	78-64	W
Cincinnati	90-61	W
Louisville	83-70	W
Alabama	88-65	W
Memphis State	106-94	W
South Carolina	69-60	W
Southern Miss	96-76	W
Tulane	87-60	W
Georgia	71-91	L
South Carolina (2 OT)	91-92	L
Stetson	114-71	W
Cincinnati	67-49	W
Louisville	86-52	W
Auburn	64-79	L
Memphis State	101-77	W
Virginia Tech	76-53	W
Southern Miss	90-93	L
Tulane	104-66	W
Florida A&M	92-62	W
Cincinnati++	89-51	W
Louisville++	83-70	W
South Carolina++	54-53	W
Appalachian St.†	96-57	W
Western Kentucky††	69-72	L

*St. John's Lady Bear Classic, Springfield, MO

**Tallahassee Hilton Classic

+Cavalier Classic, Charlottesville, VA

++Metro Conference Tournament, Louisville, KY

†NCAA Tournament, First Round, Tallahassee

††NCAA Tournament, Second Round, Tallahassee





S C H E D U L E

NOVEMBER/DECEMBER

NOV. 23 **LEVER KUSEN** 7:00 PM
GERMAN EXHIBITION
 DEC. 1 **FL ATLANTIC** 7:00 PM
 DEC. 4-5 **DIAL CLASSIC** 6/8:00 PM
(LSU, S. FL., HARTFORD)
 DEC. 13 **ATHELETES** 3:00 PM
IN ACTION
 DEC. 16 N.C. STATE 7:00 PM
 DEC. 19 MIAMI 2:00 PM
 DEC. 21-22 OAKLAND TRIBUNE TBA
 CLASSIC (N.WESTERN, TN TECH, CA)

JANUARY

JAN. 3 DUKE 2:00 PM
 JAN. 6 VIRGINIA 7:00 PM
 JAN. 10 N. CAROLINA 12:10 PM
 JAN. 12 MARYLAND 7:00 PM
 JAN. 16 WAKE FOREST 2:00 PM
 JAN. 18 GEORGIA TECH 7:30 PM
 JAN. 21 N. CAROLINA 6:00 PM
 JAN. 25 MARYLAND 7:30 PM
 JAN. 27 FLORIDA A&M* 7:00 PM
 JAN. 30 VIRGINIA 2:00 PM


FEBRUARY

FEB. 3 FLORIDA 5:00 PM
 FEB. 6 CLEMSON 7:00 PM
 FEB. 9 N ILLINOIS 7:00 PM
 FEB. 12 GEORGIA TECH 7:00 PM
 FEB. 14 WAKE FOREST 2:00 PM
 FEB. 16 ORAL ROBERTS 7:00 PM
 FEB. 21 N. C. STATE 2:00 PM
 FEB. 24 CLEMSON 4:45 PM
 FEB. 28 DUKE 3:00 PM

MARCH/APRIL

MAR. 9-8 ACC TOURNAMENT. TBA
 ROCK HILL S.C.
 MAR. 17 NCAA FIRST ROUND
 MAR. 20-21 NCAA SECOND ROUND
 MAR. 25-27 NCAA REGIONALS
 EAST: RICHMOND COLISEUM, VA
 MIDEAST: UNIV. OF IOWA-IOWA CITY, IA
 WEST: UNIV. OF MONTANA, MISSOULA, MT.
 MIDW: STEPHEN F. AUSTIN, NACOGDOCHES, TX
 APR. 3-4 NCAA FINAL FOUR
 THE OMNI, ATLANTA, GA

BOLD - HOME GAMES
 * LEON COUNTY CIVIC CENTER



1

9

9

3

