

1992-93 Honors & Awards



FLORIDA STATE TEAM HONORS

Dial Classic Champions
Oakland Tribune Champions
Oakland Tribune Classic
Runners-up

Broke FSU's record for
3-pointers in a season (2/3/93)
Broke FSU's record for 3-point
field goal percentage in a season

TIA PASCHAL

MVP of the Dial Soap Classic
(12/5/92)

ACC Player of the Week
(December 6-13)

Oakland Tribune Classic
All-Tournament Team
(12/22/92)

Broke the record for Career
Steals (1/16/93)

New Single Game Scoring
Record at FSU

38 vs. UNC (1/10/93)

Tied FSU record for free throws
made (14) vs. UNC (1/10/93)

ACC All-Tournament Team
All-ACC Team

American Women's Sports
Foundation Second Team All-
American

DANIELLE RYAN

Dial Soap Classic All-tourna-
ment Team (12/4-5/92)

Oakland Tribune Classic All-
Tournament Team (12/22/92)

Jefferson Pilot ACC Scholar-
Athlete of the Week (1/6/93)

GTE Academic All-American
District III

American Women's Sports
Foundation

Fourth Team All-American

CHRISTY DERLAK

American Women's Sports
Foundation

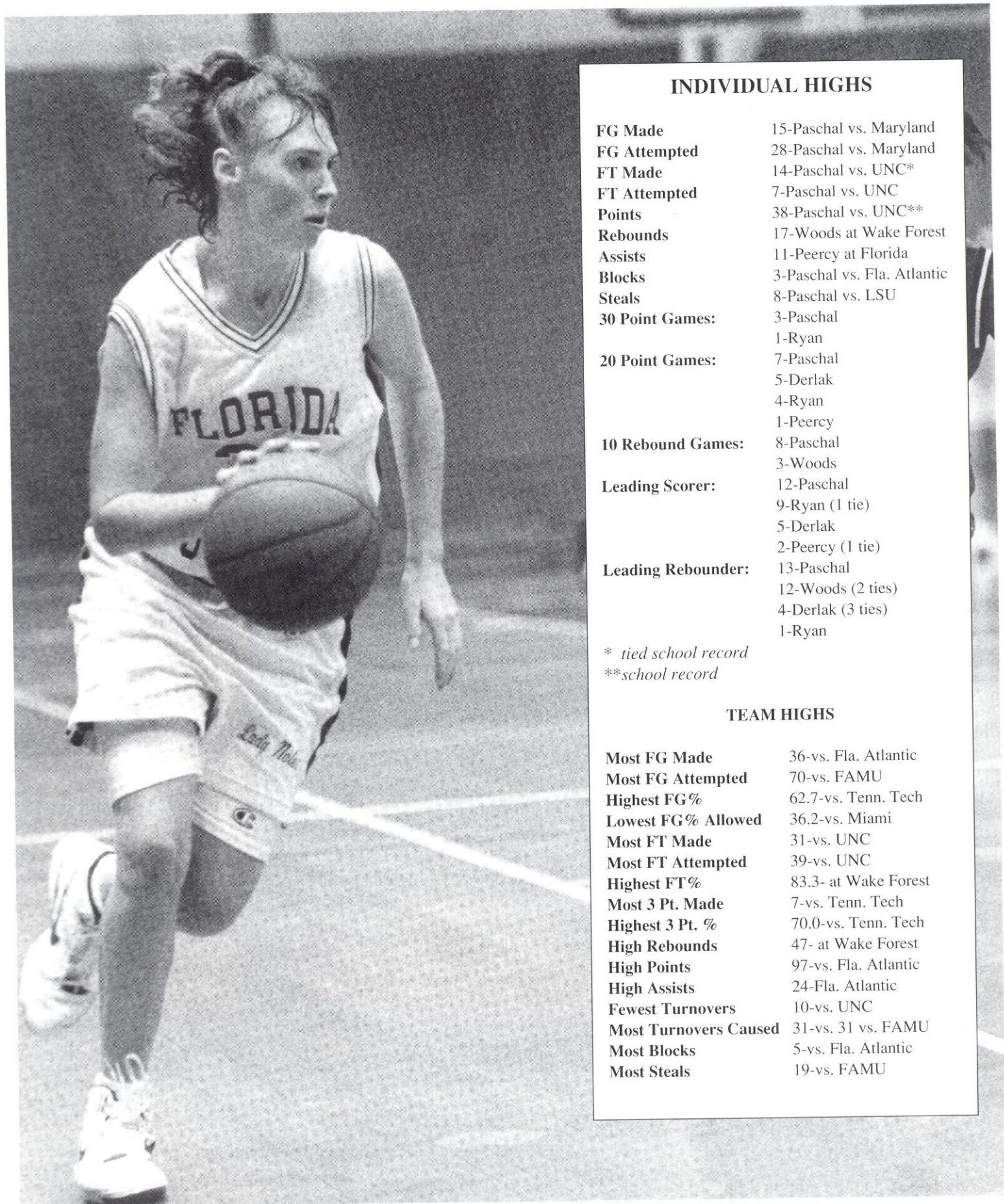
All-American Special Mention

ALLISON PEERCY

American Women's Sports
Foundation -

All-American Special Mention

1992-93 Statistics



INDIVIDUAL HIGHS

FG Made	15-Paschal vs. Maryland
FG Attempted	28-Paschal vs. Maryland
FT Made	14-Paschal vs. UNC*
FT Attempted	7-Paschal vs. UNC
Points	38-Paschal vs. UNC**
Rebounds	17-Woods at Wake Forest
Assists	11-Peercy at Florida
Blocks	3-Paschal vs. Fla. Atlantic
Steals	8-Paschal vs. LSU
30 Point Games:	3-Paschal
	1-Ryan
20 Point Games:	7-Paschal
	5-Derlak
	4-Ryan
	1-Peercy
10 Rebound Games:	8-Paschal
	3-Woods
Leading Scorer:	12-Paschal
	9-Ryan (1 tie)
	5-Derlak
	2-Peercy (1 tie)
Leading Rebounder:	13-Paschal
	12-Woods (2 ties)
	4-Derlak (3 ties)
	1-Ryan

* tied school record

**school record

TEAM HIGHS

Most FG Made	36-vs. Fla. Atlantic
Most FG Attempted	70-vs. FAMU
Highest FG %	62.7-vs. Tenn. Tech
Lowest FG% Allowed	36.2-vs. Miami
Most FT Made	31-vs. UNC
Most FT Attempted	39-vs. UNC
Highest FT %	83.3- at Wake Forest
Most 3 Pt. Made	7-vs. Tenn. Tech
Highest 3 Pt. %	70.0-vs. Tenn. Tech
High Rebounds	47- at Wake Forest
High Points	97-vs. Fla. Atlantic
High Assists	24-Fla. Atlantic
Fewest Turnovers	10-vs. UNC
Most Turnovers Caused	31-vs. 31 vs. FAMU
Most Blocks	5-vs. Fla. Atlantic
Most Steals	19-vs. FAMU

1992-93 Lady Seminole Game by Game Results

Overall Record: 13-14
Home Record: 8-5

Away Record: 4-8
Neutral Record: 1-1


ACC Record: 6-10
Tournament Record: 0-1

DATE	OPPONENT	RESULT	SCORE	SITE	ATTENDANCE	HIGH SCORER	HIGH REBOUNDER	HIGH ASSISTS
12/01	Florida Atlantic	Won	97-67	Home	414	Ryan, D 24	Woods, U 9	Peercy, A 9
12/04	South Florida	Won	87-68	Home	520	Ryan, D 24	Woods, U 9	Ryan, D 3
12/05	Louisiana State	Won	79-59	Home	560	Paschal, T 29	Paschal, T 8	Peercy, A 5
12/16	N.C. State	Lost	67-75	Away	575	Paschal, T 26	Woods, U 9	Peercy, A 5
12/19	Miami	Won	64-61	Away	768	Paschal, T 25	Paschal, T 7	Peercy, A 6
12/21	Tennessee Tech	Won	88-72	Neutral	533	Paschal, T 32	Derlak C 7	Ryan, D 7
12/22	California	Lost	50-69	Away	700	Ryan, D 12	Paschal, T 9	Derlak, C 2
01/03	Duke	Won	84-72	Away	477	Derlak, C 19	Paschal, T 10	Ryan, D 5
01/06	Virginia	Lost	66-78	Home	746	Paschal, T 18	Derlak, C 7	Derlak, C 3
01/10	North Carolina	Won	85-66	Away	854	Paschal, T 38	Paschal, T 11	Peercy, A 4
01/12	Maryland	Won	68-61	Home	849	Ryan, D 33	Derlak, C 6	Peercy, A 7
01/16	Wake Forest	Lost	53-57	Away	1,034	Derlak, C 14	Woods, U 17	Peercy, A 3
01/18	Georgia Tech	Won	79-71	Away	3,229	Peercy, A 24	Woods, U 7	Peercy, A 5
01/21	North Carolina	Lost	60-73	Home	1,037	Derlak, C 22	Woods, U 8	Peercy, A 4
01/25	Maryland	Lost	61-74	Away	1,115	Paschal, T 27	Paschal, T 12	Arnoldi, A 9
01/27	Florida A&M	Won	79-58	Home	745	Paschal, T 17	Woods, U 11	Peercy, A 4
01/30	Virginia	Lost	68-76	Away	5,595	Ryan, D 21	Woods, U 9	Peercy, A 3
02/03	Florida	Lost	78-81	Away	674	Derlak, C 20	Ryan, D 7	Peercy, A 11
02/06	Clemson	Lost	69-84	Home	652	Peercy, A 18	Paschal, T 9	Peercy, A 6
02/09	Northern Illinois	Lost	80-86	Away	2,294	Paschal, T 23	Paschal, T 12	Peercy, A 7
02/12	Georgia Tech	Lost	46-61	Home	555	Paschal, T 23	Paschal, T 10	Peercy, A 6
02/14	Wake Forest	Won	77-73	Home	445	Derlak, C 23	Woods, U 9	Derlak, C 4
02/16	Oral Roberts	Won	74-53	Home	315	Ryan, D 18	Woods, U 11	Peercy, A 5
02/21	N.C. State	Lost	47-57	Home	445	Ryan, D 15	Derlak, C 9	Peercy, A 3
02/24	Clemson	Lost	63-70	Away	1,530	Ryan, D 20	Paschal, T 9	Peercy, A 4
02/28	Duke	Won	74-67	Home	374	Paschal, T 22	Paschal, T 13	Peercy, A 8
03/06	Maryland	Lost	68-91	Neutral	0	Paschal, T 36	Paschal, T 6	Peercy, A 8



ATTENDANCE

SITE	GAMES	TOTAL	AVERAGE
HOME:	13	7,657	589
AWAY:	12	18,845	1,570
NEUTRAL:	2	533	267
TOTAL:	27	27,035	1,001





1992-93 Lady Seminoles Individual Statistics All Games

RECORD: 13-14 HOME: 8- 5 AWAY: 4- 8 NEUTRAL: 1-1

Player	G-GS	Min-Avg	FG-FGA	Pct	3P-3PA	Pct	FT-FTA	Pct	Off-Def	Tot-Avg	PF-FD	AT	TO	BS	ST	Pts - Avg
30 Paschal, T	27-27	891-33.0	219-418	.524	3- 9	.333	83-116	.716	70-130	200- 7.4	88- 1	45	79	13	96	524 -19.4
33 Ryan, D	27-27	1023-37.9	175-340	.515	19- 45	.422	72- 90	.800	25- 91	116- 4.3	60- 1	74	108	3	49	441 -16.3
20 Derlak, C	27-27	924-34.2	120-280	.429	23- 66	.348	90-147	.612	54- 85	139- 5.1	62- 0	54	71	1	36	353 -13.1
32 Peercy, A	26-26	922-35.5	70-177	.395	15- 59	.254	72- 94	.766	18- 35	53- 2.0	69- 3	129	122	5	63	227 - 8.7
44 Dishman, C	6- 2	108-18.0	15- 31	.484	0- 0	.000	11- 24	.458	13- 12	25- 4.2	17- 0	3	6	3	5	41 - 6.8
12 Arnoldi, A	25- 1	447-17.9	43-101	.426	12- 36	.333	24- 35	.686	14- 26	40- 1.6	18- 0	39	42	1	6	122 - 4.9
45 Woods, U	22-19	613-27.9	37- 87	.425	0- 0	.000	17- 39	.436	69- 86	155- 7.0	38- 1	10	29	7	18	91 - 4.1
24 Taylor, L	24- 6	314-13.1	36- 91	.396	0- 2	.000	21- 27	.778	14- 34	48- 2.0	44- 2	11	27	6	8	93 - 3.9
52 Berryhill, M	6- 0	32- 5.3	4- 11	.364	0- 0	.000	3- 3	1.000	1- 4	5- 0.8	7- 0	0	2	2	0	11 - 1.8
11 Frank, M	7- 0	34- 4.9	2- 6	.333	0- 0	.000	0- 1	.000	1- 1	2- 0.3	2- 0	2	3	0	0	4 - 0.6
10 Erickson, C	10- 0	75- 7.5	1- 9	.111	0- 0	.000	2- 6	.333	8- 11	19- 1.9	7- 0	1	3	0	1	4 - 0.4
Team										123						
FSU	27	5383	722-1551	.466	72-217	.332	395-582	.679	287-515	925-34.3	412	368	492	41	282	1911 -70.8
Opponents	27	5383	760-1617	.470	69-204	.338	291-422	.690	358-605	963-35.7	513	400	518	81	298	1880 -69.6

Score by Halves	1	2	OT	Total	Deadball Rebounds
FSU:	890	1021	0	1911	81
Opponents:	867	1013	0	1880	62







Player	PER-GAME AVERAGES										
	G	FG	FGA	3P	3PA	FT	FTA	AT	TO	BS	ST
30 Paschal, T	27	8.1	15.5	0.1	0.3	3.1	4.3	1.7	2.9	0.5	3.6
33 Ryan, D	27	6.5	12.6	0.7	1.7	2.7	3.3	2.7	4.0	0.1	1.8
20 Derlak, C	27	4.4	10.4	0.9	2.4	3.3	5.4	2.0	2.6	0.0	1.3
32 Peercy, A	26	2.7	6.8	0.6	2.3	2.8	3.6	5.0	4.7	0.2	2.4
44 Dishman, C	6	2.5	5.2	0.0	0.0	1.8	4.0	0.5	1.0	0.5	0.8
12 Arnoldi, A	25	1.7	4.0	0.5	1.4	1.0	1.4	1.6	1.7	0.0	0.2
45 Woods, U	22	1.7	4.0	0.0	0.0	0.8	1.8	0.5	1.3	0.3	0.8
24 Taylor, L	24	1.5	3.8	0.0	0.1	0.9	1.1	0.5	1.1	0.3	0.3
52 Berryhill, M	6	0.7	1.8	0.0	0.0	0.5	0.5	0.0	0.3	0.3	0.0
11 Frank, M	7	0.3	0.9	0.0	0.0	0.0	0.1	0.3	0.4	0.0	0.0
10 Erickson, C	10	0.1	0.9	0.0	0.0	0.2	0.6	0.1	0.3	0.0	0.1
FSU	27	26.7	57.4	2.7	8.0	14.6	21.6	13.6	18.2	1.5	10.4
Opponents	27	28.1	59.9	2.6	7.6	10.8	15.6	14.8	19.2	3.0	11.0


1992-93 Individual Statistics Conference Games Only

RECORD: 6-11 HOME: 3- 5 AWAY: 3- 5 NEUTRAL: 0- 1

Player	G-GS	Min-Avg	FG-FGA	Pct	3P-3PA	Pct	FT-FTA	Pct	Off-Def	Tot-Avg	PF-FD	AT	TO	BS	ST	Pts - Avg
30 Paschal, T	17-17	577-33.9	131-262	.500	3- 7	.429	62- 78	.795	46- 79	125- 7.4	58-0	24	53	6	52	327-19.2
33 Ryan, D	17-17	662-38.9	109-219	.498	12- 32	.375	37- 44	.841	19- 52	71- 4.2	39-0	40	69	2	26	267-15.7
20 Derlak, C	17-17	571-33.6	68-159	.428	11- 39	.282	55- 85	.647	29- 54	83- 4.9	46-0	36	37	1	20	202-11.9
32 Peercy, A	17-17	621-36.5	46-108	.426	10- 36	.278	48- 63	.762	13- 24	37- 2.2	47-3	76	77	4	44	150- 8.8
44 Dishman, C	3- 2	46-15.3	6- 14	.429	0- 0	.000	8- 15	.533	6- 5	11- 3.7	5-0	3	2	1	1	20- 6.7
45 Woods, U	13-10	386-29.7	25- 54	.463	0- 0	.000	11- 26	.423	43- 54	97- 7.5	29-1	6	16	3	8	61- 4.7
24 Taylor, L	14- 5	183-13.1	20- 50	.400	0- 2	.000	12- 14	.857	7- 17	24- 1.7	25-1	3	13	4	2	52- 3.7
12 Arnoldi, A	16- 0	285-17.8	19- 61	.311	5- 23	.217	10- 18	.556	10- 15	25- 1.6	13-0	27	27	0	3	53- 3.3
10 Erickson, C	5- 0	52-10.4	1- 9	.111	0- 0	.000	1- 4	.250	7- 6	13- 2.6	3-0	1	3	0	1	3- 0.6
11 Frank, M	3- 0	4- 1.3	0- 1	.000	0- 0	.000	0- 0	.000	0- 0	0- 0.0	1-0	0	1	0	0	0- 0.0
52 Berryhill, M	2- 0	12- 6.0	0- 5	.000	0- 0	.000	0- 0	.000	0- 2	2- 1.0	3-0	0	1	1	0	0- 0.0
Team										75						
FSU	17	3399	425- 942	.451	41-139	.295	244-347	.703	180-308	563-33.1	269	216	299	22	157	1135-66.8
Opponents	17	3399	481- 995	.483	41-129	.318	203-290	.700	220-376	596-35.1	309	257	284	42	180	1206-70.9

Score by Halves	1	2	OT	Total	Deadball Rebounds
FSU:	521	614	0	1135	47
Opponents:	536	670	0	1206	42





Player	PER-GAME AVERAGES										
	G	FG	FGA	3P	3PA	FT	FTA	AT	TO	BS	ST
30 Paschal, T	17	7.7	15.4	0.2	0.4	3.6	4.6	1.4	3.1	0.4	3.1
33 Ryan, D	17	6.4	12.9	0.7	1.9	2.2	2.6	2.4	4.1	0.1	1.5
20 Derlak, C	17	4.0	9.4	0.6	2.3	3.2	5.0	2.1	2.2	0.1	1.2
32 Peercy, A	17	2.7	6.4	0.6	2.1	2.8	3.7	4.5	4.5	0.2	2.6
44 Dishman, C	3	2.0	4.7	0.0	0.0	2.7	5.0	1.0	0.7	0.3	0.3
45 Woods, U	13	1.9	4.2	0.0	0.0	0.8	2.0	0.5	1.2	0.2	0.6
24 Taylor, L	14	1.4	3.6	0.0	0.1	0.9	1.0	0.2	0.9	0.3	0.1
12 Arnoldi, A	16	1.2	3.8	0.3	1.4	0.6	1.1	1.7	1.7	0.0	0.2
10 Erickson, C	5	0.2	1.8	0.0	0.0	0.2	0.8	0.2	0.6	0.0	0.2
11 Frank, M	3	0.0	0.3	0.0	0.0	0.0	0.0	0.0	0.3	0.0	0.0
52 Berryhill, M	2	0.0	2.5	0.0	0.0	0.0	0.0	0.0	0.5	0.5	0.0
FSU	17	25.0	55.4	2.4	8.2	14.4	20.4	12.7	17.6	1.3	9.2
Opponents	17	28.3	58.5	2.4	7.6	11.9	17.1	15.1	16.7	2.5	10.6



Opponents Preview

Tennessee-Chattanooga
Nov. 26, 7pm
@ Chattanooga

Middle Tennessee State
Nov. 28, 2pm
@ Murfreesboro, TN

Rhode Island
Dec. 3, 8pm
Tallahassee in Dial Soap Classic

Miami
Dec. 4, 6-8pm
Tallahassee in Dial Soap Classic



Location: Chattanooga, TN
Enrollment: 8,500
Symbol: Mocs
Conference: Southern
Arena (Capacity): MacLellan (4,177)
Head Coach: Craig Parrott
Record at School: 107-67
Career Record: 107-67
1992-93 Record: 15-13
Series with FSU: 0-1
Letterwinners Returning/Lost: 4/2
Starters Returning/Lost: 3/2
SID Contact: Sara Cooke
SID Phone: (615) 755-5292
SID FAX: (615) 755-4610

Location: Murfreesboro, TN
Enrollment: 16,787
Symbol: Lady Raiders
Conference: Ohio Valley
Arena (Capacity): Hale Arena (11,520)
Head Coach: Lewis Bivens
Record at School: 108-61
Career Record: 324-135
1992-93 Record: 21-7
Series with FSU: 0-1
Letterwinners Returning/Lost: 8/4
Starters Returning/Lost: 3/2
SID Contact: Jim Horten
SID Phone: (615) 898-2450
SID FAX: (615) 898-5626

Location: Kingston, RI
Enrollment: 12,500
Symbol: Rams
Conference: Atlantic 10
Arena (Capacity): Keaney Gym (4,000)
Head Coach: Linda Ziemke
Record at School: 31-81
Career Record: 150-184
1992-93 Record: 11-16
Series with FSU: 1st Meeting
Letterwinners Returning/Lost: 11/1
Starters Returning/Lost: 4/1
SID Contact: Dawn Wright
SID Phone: (401) 792-5356
SID FAX: (401) 792-5354

Location: Coral Gables, FL
Enrollment: 13,153
Symbol: Hurricanes
Conference: Big East
Arena (Capacity): Knight (1,200)
Head Coach: Ferne Labati
Record at School: 120-33
Career Record: 256-154
1992-93 Record: 24-7
Series with FSU: 6-19
Letterwinners Returning/Lost: 11/5
Starters Returning/Lost: 1/4
SID Contact: David Turner
SID Phone: (305) 284-3244
SID FAX: (305) 461-1671



Opponents Preview




Dayton
Dec. 4, 6-8pm
Tallahassee in Dial Soap Classic

Florida A&M
Dec. 6, 7pm
@ Leon County Civic Center

North Carolina
Dec. 11, 7pm
@ Chapel Hill, NC
Jan. 14, 7pm
Tallahassee

Georgia Tech
Dec. 18, 7pm
Tallahassee
Feb. 1, 7:30pm
@ Atlanta, GA

**DAYTON
FLYERS**




Location: Dayton, Ohio
Enrollment: 6,250
Symbol: Lady Flyers
Conference: Great Midwestern
Arena (Capacity): UD Arena (13,455)
Head Coach: Sue Ramsey
Record at School: 87-109
Career Record: 87-109
1992-93 Record: 15-13
Series with FSU: 0-1
Letterwinners Returning/Lost: 7/5
Starters Returning/Lost: 2/3
SID Contact: Doug Hauschild
SID Phone: (513) 229-4460
SID FAX: (513) 229-4461

Location: Tallahassee, FL
Enrollment: 10,163
Symbol: Rattlerettes
Conference: MEAC
Arena (Capacity): Gaither (3,365)
Head Coach: Claudette Farmer
Record at School: 44-41
Career Record: 44-41
1992-93 Record: 17-10
Series with FSU: 7-17
Letterwinners Returning/Lost: 6/2
Starters Returning/Lost: 4/1
SID Contact: Michelle A. Jinks
SID Phone: (904) 599-3200
SID FAX: (904) 599-3206

Location: Chapel Hill, NC
Enrollment: 23,794
Symbol: Tar Heels
Conference: ACC
Arena (Capacity): Carmichael (10,000)
Head Coach: Sylvia Hatchell
Record at School: 109-94
Career Record: 382-174
1992-93 Record: 23-7
Series with FSU: 4-4
Letterwinners Returning/Lost: 12/1
Starters Returning/Lost: 5/0
SID Contact: Sheri West
SID Phone: (919) 962-2123
SID FAX: (919) 962-0612

Location: Atlanta, Georgia
Enrollment: 12,800
Symbol: Lady Jackets
Conference: ACC
Arena (Capacity): Alexander Memorial (10,000)
Press Row Phone: (404) 894-5458
Head Coach: Agnus Berenato
Record at School: 78-68
Career Record: 138-123
1992-93 Record: 16-11
Series with FSU: 3-3
Letterwinners Returning/Lost: 7/6
Starters Returning/Lost: 0/5
SID Contact: Teri Washington
SID Phone: (404) 894-5445
SID FAX: (404) 853-2674



Opponents Preview

Virginia
Dec. 21, 7:30pm
@ Charlottesville, VA
Feb. 4, 7pm
Tallahassee



Location: Charlottesville, Virginia
Enrollment: 18,016
Symbol: Cavaliers
Conference: ACC
Arena (Capacity): University Hall (8,500)
Press Row Phone: (804) 296-5910
Head Coach: Debbie Ryan
Record at School: 359-130
Career Record: 359-130
1992-93 Record: 26-6
Series with FSU: 5-0
Letterwinners Returning/Lost: 8/5
Starters Returning/Lost: 3/2
SID Contact: Cathy Tapogna
SID Phone: (804) 982-5500
SID FAX: (804) 982-5525

Richmond
Dec. 29, 2pm
Orlando, FL @ UCF Holiday Classic



Location: Richmond, Virginia
Enrollment: 2,800
Symbol: Spiders
Conference: Colonial Athletic Association
Arena (Capacity): Robins Center (9,171)
Press Row Phone: (804) 289-8806
Head Coach: Tammy Holder
Record at School: 29-24
Career Record: 79-57
1992-93 Record: 11-15
Series with FSU: First Meeting
Letterwinners Returning/Lost: 11/2
Starters Returning/Lost: 4/1
SID Contact: Chris Stockton
SID Phone: (804) 289-8753
SID FAX: (804) 289-8820

Maryland
Jan. 5, 7pm
Tallahassee
Jan. 28, 7:30
@ College Park, MD



Location: College Park, Maryland
Enrollment: 21,799
Symbol: Terrapins (Terps)
Conference: ACC
Arena (Capacity): Cole Field House (14,500)
Press Row Phone: (301) 314-8624
Head Coach: Chris Weller
Record at School: 375-153
Career Record: 375-153
1992-93 Record: 22-8
Series with FSU: 1-3
Letterwinners Returning/Lost: 7/4
Starters Returning/Lost: 4/1
SID Contact: Chuck Blair
SID Phone: (301) 314-7065
SID FAX: (301) 314-9094

Florida Atlantic
Jan. 8, 7pm
@ Boca Raton, FL



Location: Boca Raton, Florida
Enrollment: 15,000
Symbol: Owls
Conference: Trans America Athletic Conference
Arena (Capacity): FAU Gym (5,000)
Press Row Phone: TBA
Head Coach: Wayne Allen
Record at School: 115-54
Career Record: 115-54
1992-93 Record: 20-8
Series with FSU: 1-2
Letterwinners Returning/Lost: 6/5
Starters Returning/Lost: 2/3
SID Contact: Claudia Trott/Katrina McCormick
SID Phone: (407) 367-3163
SID FAX: (407) 367-3963



Opponents Preview

Duke
Jan. 16, 2pm
@ Durham, NC
Feb. 25, 7pm
Tallahassee



Location: Durham, NC
Enrollment: 6,095
Symbol: Blue Devils
Conference: ACC
Arena (Capacity): Cameron Indoor Stadium (9,134)
Head Coach: Gail Goestenkors
Record at School: 12-15
Career Record: 12-15
1992-93 Record: 12-15
Series with FSU: 0-4
Letterwinners Returning/Lost: 9/2
Starters Returning/Lost: 4/1
SID Contact: Lori Regnier
SID Phone: (919) 684-2633
SID FAX: (919) 684-2489

Wake Forest
Jan. 22, 7pm
Tallahassee
Feb. 18, 7:30pm
@ Winston-Salem, NC



Location: Winston-Salem, NC
Enrollment: 3,600
Symbol: Demon Deacons
Conference: ACC
Arena (Capacity): Reynolds Gymnasium (3600)
Head Coach: Karen Freeman
Record at School: 14-14
Career Record: 14-14
1992-93 Record: 14-14
Series with FSU: 2-2
Letterwinners Returning/Lost: 8/2
Starters Returning/Lost: 3/2
SID Contact: Julie McClung
SID Phone: (919) 759-5640
SID FAX: (919) 759-5140

North Carolina State
Jan. 24, 7pm
Tallahassee
Feb. 20, 2pm
@ Raleigh, NC



Location: Raleigh, NC
Enrollment: 27,000
Symbol: Wolfpack
Conference: ACC
Arena (Capacity): Reynolds (12,400)
Head Coach: Kay Yow
Record at School: 397-149
Career Record: 454-168
1992-93 Record: 14-13
Series with FSU: 2-2
Letterwinners Returning/Lost: 6/5
Starters Returning/Lost: 1/4
SID Contact: TBA
SID Phone: (919) 515-2102
SID FAX: (919) 515-2898

Florida
Feb. 15, 7pm
Tallahassee



Location: Gainesville, FL
Enrollment: 34,000
Symbol: Lady Gators
Conference: SEC
Arena (Capacity): O'Connell Center (12,500)
Head Coach: Carol Ross
Record at School: 51-34
Career Record: 51-34
1992-93 Record: 19-10
Series with FSU: 24-24
Letterwinners Returning/Lost: 7/4
Starters Returning/Lost: 2/3
SID Contact: Debbie Edwards
SID Phone: (904) 375-4683 ex. 6130
SID FAX: (904) 375-4809



**CITRUS SPORTS TRAVEL
HOLIDAY CLASSIC
DECEMBER 29-31
ORLANDO, FL**

PARTICIPATING TEAMS
Central Florida
North Carolina
Kentucky
Radford
Richmond
East Carolina
Florida State
Alabama

Records



Records - Series Record Against Opponents

Opponent	First Meeting	Last Meeting	W/L	Opponent	First Meeting	Last Meeting	W/L
Alabama	1980	1991	4-4	Middle Tennessee	1983	1983	1-0
Alabama-Birmingham	1978	1988	3-5	Mississippi	1980	1983	1-2
Alabama State	1976	1979	0-2	Mississippi College	1979	1982	1-1
Alaska	1984	1984	1-0	Mississippi State	1978	1989	1-2
Albany State	1975	1987	4-8	Mississippi U.forWomen	1980	1982	2-0
Appalachian State	1979	1991	2-1	Mississippi Valley	1982	1982	0-1
Arizona State	1983	1983	0-1	Missouri	1984	1984	0-1
Army	1983	1983	1-0	Missouri-Kansas City	1990	1990	0-1
Auburn	1975	1991	0-6	Montana State	1991	1991	1-0
Barry College	1973	1973	1-0	Montclair State	1983	1983	1-0
Belhaven	1980	1980	1-0	Nebraska	1983	1983	1-0
Brigham Young	1982	1983	1-1	New Mexico State	1987	1987	1-0
Butler	1992	1992	0-1	New Orleans	1978	1988	0-4
California	1993	1993	0-1	North Carolina	1982	1993	4-4
Central Florida	1976	1986	4-2	North Carolina-Ashville	1988	1988	1-0
Central Michigan	1988	1988	1-0	North Carolina-Charlotte	1989	1989	0-1
Central Missouri	1980	1980	0-1	North Carolina State	1992	1993	2-2
Cincinnati	1978	1991	13-8	Northeast Missouri	1978	1978	1-0
Clemson	1980	1993	1-4	Northern Illinois	1992	1993	1-1
College of Charleston	1976	1976	0-1	Northwest Louisiana	1980	1980	1-0
Colorado	1984	1984	1-0	Old Dominion	1982	1982	0-1
Colorado State	1986	1986	1-0	Oklahoma State	1983	1983	1-0
Dayton	1976	1976	1-0	Oral Roberts	1979	1993	2-1
Delta State	1977	1982	1-2	Oregon State	1982	1982	0-1
Denver	1980	1980	1-0	Pensacola JC	1973	1977	2-0
DePaul	1987	1987	0-1	Penn State	1982	1990	0-3
Duke	1992	1993	4-0	Pepperdine	1982	1982	1-0
East Carolina	1980	1981	0-2	Purdue	1981	1981	1-0
Eastern Kentucky	1991	1991	1-0	Radford	1986	1986	0-1
Fairfield	1985	1985	0-1	Rice	1987	1987	1-0
Flagler	1973	1975	3-4	Rollins College	1975	1979	4-0
Florida	1974	1993	24-24	St. Joseph's	1983	1983	1-0
Florida Atlantic	1987	1993	2-1	St. Louis	1981	1982	2-0
Florida A&M	1975	1993	17-7	Savannah College	1974	1974	0-1
Florida International	1976	1983	4-0	Shorter College	1974	1975	0-4
Florida Southern	1980	1980	1-0	South Alabama	1976	1989	4-4
Fordham	1984	1984	1-0	South Carolina	1977	1991	2-16
Fort Valley	1975	1975	0-1	Southeast Louisiana	1980	1981	1-1
Georgetown	1984	1986	0-2	Southern Mississippi	1979	1991	4-16
Georgia	1988	1991	0-4	South Florida	1974	1993	27-2
Georgia Southern	1975	1988	3-4	SW Missouri State	1990	1990	0-1
Georgia State	1980	1980	0-1	Stanford	1984	1984	1-0
Georgia Tech	1974	1993	3-3	Stetson	1976	1991	11-4
Howard	1989	1989	1-0	Talladega College	1975	1975	0-1
Idaho	1984	1984	0-1	Tampa	1975	1986	4-1
Illinois	1990	1990	1-0	Temple	1983	1983	1-0
Indiana	1980	1980	0-1	Tennessee	1985	1986	0-2
John Abbott	1976	1977	2-0	Tennessee Tech	1993	1993	1-0
Judson College	1981	1981	1-0	Texas	1984	1984	0-1
Kansas	1983	1983	1-0	Tift	1974	1974	1-0
Kent Stae	1981	1981	1-0	Tennessee-Chattanooga	1982	1982	1-0
Lamar	1991	1991	1-0	Toledo	1987	1987	1-0
Lewis State	1982	1982	1-0	Troy State	1977	1979	1-1
Louisiana State	1989	1993	2-2	Tulane	1978	1991	9-8
Louisville	1978	1991	11-10	Valdosta State	1975	1988	0-11
Marquette	1990	1990	1-0	Virginia	1990	1993	0-5
Maryland	1992	1993	1-3	Virginia Tech	1980	1990	10-8
McNeese State	1981	1981	1-0	Wake Forest	1992	1993	2-2
Memphis State	1977	1991	9-13	Western Kenucky	1983	1991	0-2
Mercer	1974	1984	1-6	West Florida	1975	1975	1-0
Miami	1975	1993	19-6	West Georgia	1975	1986	2-2
Miami (OH)	1982	1982	1-0	West Virginia	1987	1987	1-0
Miami Dade CC-Dtn.	1976	1976	1-0	Wichita State	1984	1984	0-1
Miami Dade CC-North	1975	1975	1-0	Winthrop College	1979	1979	1-2
Miami Dade CC-South	1974	1976	1-1	Wisconsin	1987	1987	1-0
Michigan	1984	1984	0-1				

*1993-1994 opponents in **Bold**

Records

SINGLE GAME RECORDS

TEAM

Most Points Scored: 114 vs. Stetson (2/6/91)
Fewest Points Scored: 32 vs. Valdosta State (1/23/76)
Largest Winning Margin: 84 pts. vs. West Florida (1975)
Most Field Goals: 49 vs. Stetson (2/6/91)
Most Field Goal Attempts: 97 vs. Florida (12/4/78)
Highest Field Goal Percentage: 73.1 vs. Denver (12/15/80)
Most 3-Point Field Goals: 8 vs. Auburn (1/17/91)
Most 3-Point Field Goal Attempts: 31 vs. Auburn (1/17/91)
Most Free Throws: 36 vs. Fordham (12/31/84)
Most Free Throw Attempts: 47 vs. Fordham (12/31/84)
Highest Free Throw Percentage: 91.7 (11-12) vs. South Alabama (11/25/80) (min. of 10)
Most Rebounds: 71 vs. Stetson (11/29/87)
Most Assists: 29 vs. Florida A&M (1/20/82) and (1/21/91)
Most Turnovers: 42 vs. St. Louis (2/7/81)
Most Blocked Shots: 12 vs. Mercer (11/17/78)

INDIVIDUAL

Points: 38 by Tia Paschal vs. UNC (1/10/93)
Field Goals Made: 17 by Laine Lasseter vs. SE Louisiana (12/16/79)
Field Goals Attempted: 34 by Bev Burnett vs. Georgia Southern (12/16/87)
Free Throws Made: 14 by Tia Paschal vs. UNC (1/10/93) and vs. Florida (12/15/91); Wanda Burns vs. Memphis State (1/19/91); Sue Galkantas vs. Tulane (2/5/83) and Memphis State (2/5/83)
Free Throws Attempted: 19 by Tia Paschal vs. Florida (12/15/91)
Most 3-point Field Goals Made: 6 by Robin Storey vs. UAB (12/17/88)
Rebounds: 23 by Laine Lasseter vs. South Florida (12/2/78)
Assists: 14 by Shirley Silsby vs. Flagler (2/6/76)
Steals: 10 by Wanda Burns vs. South Alabama (11/24/89)
Blocked Shots: 6 by Brenda Cliette vs. Army (1/2/83) and Laine Lasseter vs. Mercer (11/17/78)



SEASON RECORDS

TEAM

Most Points: 2,883 (1981-82)
Highest Scoring Average: 83.8 (1990-91)
Fewest Points Scored: 488 (1973-74)
Most Field Goals: 1,171 (1981-82)
Most Field Goal Attempts: 2,384 (1979-80)
Highest Field Goal Percentage: 520 (1990-91)
Most 3-Point Field Goals Made: 72 (1992-93)
Most 3-Point Field Goal Attempts: 217 (1992-93)
Highest 3-Point Field Goal Percentage: .332 (1992-93)
Most Free Throws: 573 (1990-91)
Most Free Throw Attempts: 826 (1990-91)
Highest Free Throw Percentage: .701 (1991-92)
Most Rebounds: 1,545 (1981-82)
Highest Rebounding Average: 45.7 (1986-87)
Most Assists: 601 (1981-82)
Most Steals: 406 (1981-82)
Most Turnovers: 686 (1982-83)
Most Blocked Shots: 116 (1986-87)

INDIVIDUAL

Most Points: 710 by Sue Galkantas (1982-83)
Highest Scoring Average: 21.6 by Sue Galkantas (1981-82)
Most Field Goals: 282 by Sue Galkantas (1981-82)
Highest Field Goal Percentage: .656 by Chantelle Dishman (1990-91)
Most Rebounds: 336 by Cherry Rivers (1977-78)
Highest Rebound Average: 14.0 by Cherry Rivers (1977-78)
Highest Free Throw Percentage: .827 by Wanda Burns (1989-90)
Most Steals: 96 by Tia Paschal (1992-93)
Most Assists: 184 by Shirley Silsby (1977-78)

CAREER RECORDS

Most Points: 2323 by Sue Galkantas (1980-84)
Highest Scoring Average: 19.4 by Sue Galkantas (1980-84)
Most Field Goals: 919 by Sue Galkantas (1980-84)
Highest Field Goal Percentage: .605 by Chantelle Dishman (1989-92)
Most Rebounds: 1029 by Cherry Rivers (1982-87)
Highest Rebound Average: 10.8 by Brenda Cliette (1983-87)
Highest Free Throw Percentage: .788 by Lisa Foglio (1981-83)
Most Steals: 269 by Tia Paschal (1989-93)
Most Assists: 364 by Robin Corn (1988-92)

SINGLE SEASON STATISTICAL LEADERS

POINTS

1. Sue Galkantas, 1982.....	710 pts. in 29 games
2. Sue Galkantas, 1981.....	627 pts. in 34 games
3. Wanda Burns, 1991.....	572 pts. in 31 games
4. Bev Burnette, 1988.....	533 pts. in 25 games
5. Tia Paschal, 1993.....	524 pts. in 27 games
6. Wanda Burns, 1990.....	515 pts. in 29 games
7. Cherry Rivers, 1980.....	514 pts. in 31 games
8. Chantelle Dishman, 1991.....	503 pts. in 31 games
9. Sue Galkantas, 1984.....	495 pts. in 28 games
10. Sue Galkantas, 1983.....	491 pts. in 29 games

SCORING AVERAGE

1. Sue Galkantas, 1981.....	21.6 (627 pts. in 29 games)
2. Bev Burnette, 1988.....	21.3 (533 pts. in 25 games)
3. Sue Galkantas, 1980.....	20.9 (710 pts. in 34 games)
4. Tia Paschal, 1993.....	19.4 (524 pts. in 27 games)
5. Wanda Burns, 1991.....	18.5 (572 pts. in 31 games)
6. Laine Lasseter, 1979.....	18.4 (415 pts. in 22 games)
7. Wanda Burns, 1990.....	17.8 (515 pts. in 29 games)
8. Cherry Rivers, 1979.....	17.8 (464 pts. in 26 games)
9. Jackie Arnold, 1978.....	17.8 (410 pts. in 23 games)
10. Sue Galkantas, 1984.....	17.7 (495 pts. in 31 games)

STEALS

1. Tia Paschal, 1993.....	96 in 27 games
2. Brenda Cliette, 1987.....	94 in 24 games
3. Brenda Cliette, 1983.....	77 in 29 games
4. Wanda Burns, 1990.....	77 in 30 games
5. Tia Paschal, 1991.....	75 in 32 games
6. Glenda Stokes, 1992.....	68 in 37 games
7. Chris Davis, 1991.....	66 in 32 games
8. Danielle Ryan, 1991.....	65 in 32 games
9. Lisa Foglio, 1982.....	64 in 26 games
10. Allison Percy, 1993.....	63 in 26 games

REBOUNDS

1. Cherry Rivers, 1977.....	336 in 24 games
2. Brenda Cliette, 1987.....	302 in 24 games
3. Sue Galkantas, 1982.....	296 in 34 games
4. Glenda Stokes, 1980.....	294 in 35 games
5. Glenda Stokes, 1982.....	276 in 37 games
6. Sue Galkantas, 1981.....	270 in 29 games
7. Brenda Cliette, 1983.....	269 in 29 games
8. Lorraine Rimson, 1984.....	269 in 31 games
9. LeeVayn Oliver, 1982.....	260 in 35 games
10. Cherry Rivers, 1980.....	257 in 31 games

REBOUND AVERAGE

1. Cherry Rivers, 1977.....	14.0 (336 in 24 games)
2. Brenda Cliette, 1987.....	12.6 (302 in 24 games)
3. Cherry Rivers, 1978.....	10.3 (226 in 22 games)
4. Laine Lasseter, 1979.....	10.0 (222 in 22 games)
5. Sue Galkantas, 1981.....	9.3 (270 in 29 games)
6. Brenda Cliette, 1983.....	9.3 (269 in 29 games)
7. Chantelle Dishman, 1992.....	8.8 (246 in 28 games)
8. Sue Galkantas, 1982.....	8.7 (296 in 34 games)
9. Lorraine Rimson, 1984.....	8.7 (269 in 31 games)
10. Glenda Stokes, 1980.....	8.4 (294 in 35 games)

ASSISTS

1. Shirley Silsby, 1977.....	184 in 23 games
2. Sheri Kaminski, 1984.....	155 in 31 games
3. Wanda Burns, 1991.....	136 in 31 games
4. Lynn Marnie, 1982.....	135 in 36 games
5. Allison Percy, 1993.....	129 in 26 games
6. Rose Harper, 1980.....	125 in 35 games
7. Sunnie O'Neal, 1982.....	120 in 37 games
8. Robin Corn, 1990.....	119 in 30 games
9. Wanda Burns, 1990.....	103 in 29 games
10. Teresa Tinsley, 1979.....	102 in 27 games

FIELD GOAL PERCENTAGE

1. Chantelle Dishman, 1991.....	.656 (191-291 in 31 games)
2. Glenda Stokes, 1983.....	.602 (103-171 in 29 games)
3. Lisa Foglio, 1982.....	.596 (190-319 in 26 games)
4. Chantelle Dishman, 1992.....	.582 (146-251 in 28 games)
5. Sue Galkantas, 1983.....	.570 (184-323 in 29 games)
6. Chantelle Dishman, 1990.....	.565 (131-232 in 29 games)
7. Laine Lasseter, 1980.....	.560 (162-290 in 21 games)
8. LeeVayn Oliver, 1984.....	.534 (140-262 in 31 games)
9. Sue Galkantas, 1982.....	.526 (282-535 in 34 games)
10. Tia Paschal, 1993.....	.524 (219-418 in 27 games)

* Minimum of 100

FREE THROW PERCENTAGE

1. Wanda Burns, 1991.....	.827 (115-139 in 29 games)
2. Lisa Foglio, 1983.....	.819 (77-94 in 29 games)
3. Chris Davis, 1990.....	.809 (76-94 in 30 games)
4. Sheri Kaminski, 1985.....	.809 (51-63 in 24 games)
5. Danielle Ryan, 1992.....	.805 (91-113 in 28 games)
6. Lisa Foglio, 1981.....	.802 (65-81 in 27 games)
7. Danielle Ryan, 1993.....	.800 (72-90 in 27 games)
8. Sue Galkantas, 1983.....	.799 (123-154 in 29 games)
9. Wanda Burns, 1991.....	.791 (125-158 in 31 games)
10. Bev Burnette, 1988.....	.775 (131-169 in 25 games)

* Minimum of 50

3-POINT FIELD GOALS MADE

1. Robin Storey, 1989.....	47 in 27 games
2. Wanda Burns, 1991.....	41 in 31 games
3. Wanda Burns, 1990.....	28 in 29 games
4. Christy Derlak, 1993.....	23 in 27 games
5. Danielle Ryan, 1993.....	19 in 27 games
6. Christy Derlak, 1992.....	10 in 27 games

* Minimum of 10

3-POINT FIELD GOAL PERCENTAGE

1. Robin Storey, 1989.....	.475 (47-99 in 27 games)
2. Danielle Ryan, 1993.....	.422 (19-45 in 27 games)
3. Christy Derlak, 1993.....	.348 (23-66 in 27 games)
4. Alison Arnoldi, 1993.....	.333 (12-36 in 25 games)
5. Wanda Burns, 1991.....	.333 (41-123 in 31 games)
6. Christy Derlak, 1992.....	.286 (10-35 in 28 games)
7. Wanda Burns, 1990.....	.280 (28-100 in 29 games)

* Minimum of 10 made

SINGLE GAME STATISTICAL LEADERS

POINTS

Tia Paschal vs. UNC, 38 (1993)
Sue Galkantas vs. Florida, 37 (1980)
Tia Paschal vs. Maryland, 36 (1993)
Sue Galkantas vs. Tulane, 34 (1983)
Sue Galkantas vs. Florida A&M, 34 (1986)
Laine Lasseter vs. SE Louisiana, 34 (1980)
Bev Burnette vs. Florida A&M, 34 (1986)
Bev Burnette vs. Virginia Tech, 34 (1988)
Chantelle Dishman vs. Marquette, 34, (1991)
Danielle Ryan vs. Maryland, 33 (1993)
Sue Galkantas vs. Middle Tennessee State, 33 (1983)
Sue Galkantas vs. Georgia State, 33 (1980)
Sue Galkantas vs. Virginia Tech, 33 (1982)
Laine Lasseter vs. Mercer, 33 (1981)
Bev Burnette vs. South Florida, 32 (1986)
Sue Galkantas vs. South Alabama, 32 (1986)
Laine Lasseter vs. Florida, 32 (1979)
Bev Burnette vs. Southern Mississippi, 31 (1989)
Wanda Burns vs. Southern Mississippi, 31 (1990)
Laine Lasseter vs. Florida, 31 (1979)
Bev Burnette vs. Southern Miss., Louisville, Ga. Southern, 30 (1988)
Lisa Foglio vs. Miami, 30 (1982)
Sue Galkantas vs. Kent State, Memphis State, Tulane, 30 (1982)
Cherry Rivers vs. Miami, 30 (1980)

REBOUNDS

Laine Lasseter vs. South Florida, 23 (1978)
Glenda Stokes vs. Virginia Tech, 21 (1982)
Chris Brokas vs. Troy State, 19 (1979)
LeeVayn Oliver vs. Cincinnati, 19 (1981)
Sarah Hall vs. Central Florida, 18 (1986)
Ursula Woods vs. Maryland, 17 (1993)
Chantelle Dishman vs. Miami, 17 (1991)
Brenda Cliette vs. Montclair State, 17 (1983)
Sue Galkantas vs. Florida, 17 (1979)
Sue Galkantas vs. Georgia Tech, 17 (1980)
Laine Lasseter vs. Florida, 17, (1979)
Sarah Hall vs. West Georgia, 17 (1986)
Lorraine Rimson vs. Georgetown, 17 (1986)
Lorraine Rimson vs. Radford, 17 (1986)
Sarah Hall vs. Memphis State, 16, (1988)
Laine Lasseter vs. Alabama-Birmingham, 16 (1978)
Laine Lasseter vs. Appalachian State, 16 (1979)
Lorraine Rimson vs. Florida A&M, 16 (1984)
Lorraine Rimson vs. Cincinnati, 16 (1984)
Cherry Rivers vs. Louisville, 16 (1979)
Cherry Rivers vs. Miami, 16 (1980)
Tracy Walker vs. Miami, 16 (1990)

Records - Career Statistical Leaders

POINTS

1. Sue Galkantas, 1980-842323 in 120 games
2. Tia Paschal, 1989-93 1662 in 116 games
3. Cherry Rivers, 1976-801636 in 103 games
4. Bev Burnett, 1984-891509 in 97 games
5. Wanda Burns, 1988-911394 in 87 games
6. Chris Davis, 1987-911365 in 110 games
7. Danielle Ryan, 1989-93 1289 in 117 games
8. Chantelle Dishman, 1989-931278 in 94 games
9. Laine Lasseter, 1978-821265 in 86 games
10. Lisa Foglio, 1980-831227 in 82 games

SCORING AVERAGE

1. Sue Galkantas, 1980-83 19.4 (2323 in 120 games)
2. Wanda Burns, 1988-9116.0 (1394 in 87 games)
3. Cherry Rivers, 1976-8015.9 (1636 in 103 games)
4. Jackie Arnold, 1977-7915.8 (727 in 46 games)
5. Bev Burnett, 1984-89 15.6 (1509 in 97 games)
6. Lisa Foglio, 1980-8315.0 (1227 in 82 games)
7. Laine Lasseter, 1978-8214.6 (1265 in 86 games)
8. Lorraine Rimson, 1983-8514.6 (1138 in 78 games)
9. Tia Paschal, 1989-93 14.3 (1662 in 116 games)
10. Brenda Cliette, 1982-8714.1 (746 in 53 games)

STEALS

1. Tia Paschal, 1989-93 269 in 116 games
2. Chris Davis, 1987-91221 in 110 games
3. Glenda Stokes, 1979-83201 in 130 games
4. Danielle Ryan, (1989-93) 197 in 117 games
5. Cherry Rivers, 1976-80189 in 103 games
6. Lisa Foglio, 1980-83181 in 82 games
7. Robin Corn, 1987-92 175 in 42 games
8. Wanda Burns, 1988-91172 in 87 games
9. Brenda Cliette, 1982-87171 in 53 games
10. Sheri Kaminski, 1980-84171 in 98 games

REBOUNDS

1. Cherry Rivers, 1976-801029 in 103 games
2. Sue Galkantas, 1980-841006 in 120 games
3. Glenda Stokes, 1979-83 938 in 130 games
4. LeeVayn Oliver, 1980-84869 in 122 games
5. Sarah Hall, 1984-88785 in 110 games
6. Chantelle Dishman, 1989-93777 in 94 games
7. Tia Paschal, 1989-93703 in 116 games
8. Lorraine Rimson, 1983-86652 in 78 games
9. Laine Lasseter, 1978-82624 in 86 games
10. Chris Brokas, 1976-79580 in 64 games

REBOUNDING AVERAGE

1. Brenda Cliette, 1982-8710.8 (571 in 53 games)
2. Cherry Rivers, 1976-8010.0 (1029 in 103 games)
3. Chris Brokas, 1976-799.1 (530 in 64 games)
4. Sue Galkantas, 1980-848.4 (652 in 78 games)
5. Lorraine Rimson, 1983-858.4 (1006 in 122 games)
6. Chantelle Dishman, 1989-938.2 (777 in 94 games)
7. Glenda Stokes, 1979-837.2 (938 in 130 games)
8. Laine Lasseter, 1978-827.2 (624 in 86 games)
9. Sarah Hall, 1984-887.1 (785 in 110 games)
10. LeeVayn Oliver, 1980-847.1 (869 in 122 games)
11. Jackie Arnold, 1977-797.1 (325 in 46 games)

ASSISTS

1. Robin Corn, 1987-92360 in 112 games
2. Sheri Kaminski, 1983-87355 in 98 games
3. Shirley Silsby, 1976-79348 in 69 games
4. Wanda Burns, 1988-91331 in 87 games
5. Danielle Ryan, 1989-93301 in 117 games
6. Lynn Marnie, 1980-83293 in 86 games
7. Chris Davis, 1987-91282 in 110 games
8. Lisa Foglio, 1980-83274 in 82 games
9. Rose Harper, 1977-81268 in 111 games
10. Sunnie O'Neal, 1980-83253 in 72 games

FIELD GOAL PERCENTAGE

1. Chantelle Dishman, 1989-93601 (483-803 in 94 games)
2. Lisa Foglio, 1980-83542 (513-946 in 82 games)
3. Sue Galkantas, 1980-84524 (919-1753 in 120 games)
4. Laine Lasseter, 1978-82521 (540-1036 in 86 games)
5. LeeVayne Oliver, 1980-84520 (498-957 in 122 games)
6. Danielle Ryan, 1989-93514 (508-989 in 117 games)
7. Glenda Stokes, 1979-83504 (417-827 in 130 games)
8. Tia Paschal, 1989-91502 (683-1360 in 116 games)
9. Chris Davis, 1987-91481 (527-1134 in 110 games)
10. Lee Dee McDonald, 1979-81 .. .467 (154-330 in 130 games)

FREE THROW PERCENTAGE

1. Lisa Foglio, 1980-83788 (201-255 in 82 games)
2. Wanda Burns, 1988-91777 (271-349 in 87 games)
3. Danielle Ryan, 1989-92761 (251-330 in 114 games)
4. Sue Galkantas, 1980-84745 (485-651 in 120 games)
5. **Allison Peercy, 1991-93743 (110-148 in 54 games)**
6. Sheri Kaminski, 1983-87732 (208-284 in 98 games)
7. Bev Burnett, 1984-87708 (354-500 in 97 games)
8. Tia Paschal, 1989-93703 (286-407 in 116 games)
9. Chris Davis, 1987-91701 (250-357 in 110 games)
10. Lorraine Rimson, 1983-85686 (232-338 in 78 games)

GAMES PLAYED

1. Glenda Stokes, 1979-83130
2. LeeVayne Oliver, 1980-84122
3. Sue Galkantas, 1980-84120
4. Danielle Ryan, 1989-93117
5. Tia Paschal, 1989-93116
6. Robin Corn, 1988-1989112
7. Rose Harper, 1977-81111
8. Chris Davis, 1987-91110
9. Sarah Hall, 1984-88110
10. Jan Piatnik, 1984-88110

Records - All-Time Letterwinners

A

Joanne Abraham.....1971-73
 Vicki Alexander1977
 Deb Allen.....1972-74
 Jackie Arnold1978-79
Alison Arnoldi1990-93

B

Jan Bailey.....1974-76
 Jill Baker1981-84
 Karen Barineau1978-79
 Judy Battles.....1975-77
 Diane Blaydes1979-80
 Cindy Boehmer.....1973-76
 Veronica Bouknight1986
 Chris Brokas1976-77
 Susan Brown1974-76
 Mary Buchanan-Berryhill 1987, 92
 Ruthann Burgun1981
 Bev Burnette1985-89
 Wanda Burns.....1988-91
 Joye Burroughs1982

C

Mary Anne Cannon.....1973-76
 Gussie Clark.....1985-88
 Brenda Cliette1983-87
Katina Cobbins1991-92
 Ann Collins1977-78
 Debra Collins.....1989
 Emma Colquitt.....1973-76
 Robin Corn.....1987-92

D

Chris Davis.....1988-91
 Melissa Davis1978
 Vicki Davis1971-73
Christy Derlak1990-93
 Chantelle Dishman.....1989-92
 Tizza Drew1977

E

Debbie Edwards.....1970-72
 Denise Eilbacher1977-78
 Cathy Erickson1993

F

Meg Fahey.....1982
 Cindy Frank1971-73
Michelle Frank.....1993
 Lisa Foglio1981-83
 Tanya Fowler1988-92

G

Becky Gailey1978
 Nancy Galkantas1982-83
 Sue Galkantas.....1981-1984
 Karen Galloway1990-91
 Val Garrett1985-88
 Cheryl Glover.....1986
 Scooby Golden.....1979-80
 Jan Gomez.....1970-71
 Clara Gonzalez.....1975-77
 Marlene Graham1973-76
 Joan Gray1970-72
 Linda Gray1979-81
 Sarah Grimes.....1988-89
 Moody Gwyn.....1986

H

Sarah Hall.....1985-88
 Gina Harden1985-88
 Rose Harper1978-81
 Valene Harris1986-87
 Aline Harvis1988-89
 Peggy Harstvedt.....1976-78
 Brauna Hatzell.....1978
 Shannon Hodge1988-91
 Candi Houston1970-71

I

Rita Ivy.....1970-72

K

Sheri Kaminski.....1984-87
 Francene Kocsis1975-76
 Barb Koontz.....1974-76

L

Martha Lappe1978-79
 Charlene Laine1970-72
 Maria Lardie.....1989-90
 June Lasseter1980
 Laine Lasseter1979-82
 Luz Lopez1989-90

M

Stacy Macon.....1977
 Lynn Marnie.....1980-83
 Terri McCarty1985-88
 Lynn Dee McDonald.....1980-81
 Linda-Ann McGowen1984-86
 Yvette McKinney.....1973-74

N

Val Nelson.....1977

O

LeeVayne Oliver.....1981-84
 Sunnie O'Neal.....1980-82
 Anne Owen1970-71

P

Karyn Palgut.....1982
 Barb Parr1974-76
 Tia Paschal1989-93
Allison Peercy1991-93
 Jan Piatnik1985-88
 Patti Pink.....1976-77
 Kris Podulka.....1979-81
 Gayle Preston.....1975-76
 Debbie Putzi1981

R

Kim Rickardson.....1977
 Lorraine Rimson1984-85
 Cherry Rivers1977-80
 Connie Robinson1991-92
 Sandra Ruffo1978
 Danielle Ryan.....1989-93

S

Meg Shuler1979
 Susan Seamon1971-73
 Darlene Shannon.....1978-79
 Joanne Sharpe1970-72
 Jode Shaw.....1975
 Dawn Shields.....1980
 Celia Slater.....1984-85
 Lori Smith.1984
 Vicki Sperring1971-72
 Shirley Sildsby1976-78
 Glenda Stokes1980-83
 Penny Stone.....1985
 Robin Storey1988-89

T

Liberty Taylor1991-93
 Kelli Test.....1988-91
 Karen Thomas1089-90
 Terry Thomas1978
 Susie Thrapp.....1981
 Teresa Tinsley1979-80
 Debbie Tippins1977
 Angela Tucker.....1987-88

W

Tracy Walker1989-90
 Cheryl Weigand1976-78
 Lahna Wood1983
 Diana Wright.....1971-72
 Monica Wright.....1970-72

*Active players in Bold

Year by Year Results

1973-74 (7-3)

Head Coach: Millie Usher

Florida	39-49	L
Barry College	50-33	W
Florida	52-36	W
Flagler	53-35	W
Florida	32-31	W
Mercer	45-64	L
Flagler	31-41	L
South Florida	62-41	W
Flagler	76-38	W
Florida	48-45	W

1974-75 (15-17)

Head Coach: Millie Usher

Albany State	62-55	W
Valdosta State	42-53	L
Florida A&M	77-34	W
Shorter College	52-65	L
Shorter College	63-78	L
Savannah St.	48-70	L
South Florida	68-40	W
Miami-Dade South	59-41	W
Rollins College	61-48	W
Florida	44-67	L
Flagler	51-60	L
Florida	53-47	W
Georgia Tech	58-22	W
Shorter College	36-54	L
Tift	58-47	W
Valdosta State	50-54	L
Shorter College	35-69	L
Georgia Southern	53-65	L
Valdosta State	32-49	L
Albany State	43-61	L
Florida A&M	47-26	W
Florida	41-49	L
Tampa	48-36	W
Flagler	52-29	L
Miami	59-45	W
South Florida	70-53	W
Florida	44-28	W
Flagler	59-55	W
Flagler	45-53	L
Miami-Dade North	59-40	W
Auburn	51-64	L
Fort Valley	43-58	L

1975-76 (11-12)

Head Coach: Millie Usher

Rollins	56-43	W
Albany State	50-71	L
West Florida	100-16	W
South Florida	57-41	W
Tampa	66-48	W
Rollins	64-56	W
Valdosta State	44-91	L
Tampa	82-50	W
West Georgia	61-88	L
Talladega College	55-100	L
College of Charleston	61-93	L
Albany State	44-73	L
Miami-Dade South	67-70	L
Florida International	58-35	W
Pensacola Junior College	73-51	W
Florida	65-59	W
Georgia Southern	54-83	L
Florida	45-64	L
Miami-Dade Downtown	73-51	W
Florida International	81-44	W
Florida	45-68	L
Valdosta State	50-101	L
Florida	39-55	L

1976-77 (10-12)

Head Coach Diane Murphy

Albany State	38-87	L
Mercer	53-96	L
Florida	54-80	L
Valdosta State	65-104	L
John Abbot College	62-60	W
Stetson	78-29	W
Florida	65-67	L
Rollins	87-52	W
Central Florida	77-63	W
Dayton	104-33	W
South Alabama	87-66	W
Albany State	65-79	L
Alabama State	73-80	L
West Georgia	54-79	L
Judson College	97-79	W
Stetson	72-57	W
Pensacola Junior College	86-40	W
Valdosta State	60-92	L
South Florida	69-46	W
Florida	67-72	L
Florida	60-72	L
Delta State	60-106	L

1977-78 (8-8)

Head Coach: Diane Murphy

Valdosta State	57-92	L
Florida	93-66	W
Troy State	71-67	W
South Florida	72-58	W
Memphis State	69-91	L
South Carolina	52-115	L
Georgia Southern	71-79	L
John Abbott College	71-67	W
Florida A&M	84-59	W
Florida	63-102	L
Albany State	86-94	L
Florida	100-80	W
South Florida (OT)	84-76	W
South Florida*	65-70	L
South Florida*	86-61	W
South Florida*	59-61	L

1978-79 (17-15)

Head Coach: Diane Murphy

Mississippi State	60-64	L
South Alabama	76-43	W
Mercer	73-83	L
N.E. Missouri	87-61	W
Stetson	61-63	L
South Florida	89-80	W
Florida	88-79	W
New Orleans	64-62	W
Tulane	65-78	L
Louisville	60-94	L
Cincinnati	61-57	W
Alabama-Birmingham	85-87	L
Memphis State	78-101	L
South Florida	73-56	W
Florida	91-72	W
Miami	79-53	W
New Orleans	101-66	W
Florida A&M	79-84	L
Louisville	73-77	L
West Georgia	73-59	W
Alabama State	73-95	L
Alabama-Birmingham	79-95	L
Miami	74-64	W
Appalachian State	83-89	L
Winthrop College	63-71	L
Florida A&M	61-77	L
Stetson	89-56	W
Tampa	90-56	W
Miami	73-57	W
Florida	89-85	W
Florida	101-94	W
Delta State	64-93	L

1979-80 (13-22)

Head Coach: Janice Dykehouse

Mississippi State	61-73	L
Alabama-Birmingham	85-95	L
South Carolina	68-93	L
South Florida	87-58	W
Florida AM	74-61	W
Southern Mississippi	65-107	L
Troy State	78-92	L
Belhaven	81-75	W
Miami	82-64	W
Oral Roberts	68-74	L
Virginia Tech	67-57	W
Louisville	67-86	L
Tulane	74-95	L
Mississippi College	50-90	L
Alabama	61-88	L
Alabama-Birmingham	82-96	L
Florida	92-77	W
Miami	93-74	W
East Carolina	61-69	L
Mississippi	52-80	L
Louisville	60-77	L
Mercer	86-100	L
Northwest Louisiana	85-81	W
Florida	88-84	W
Florida Southern	97-58	W
Virginia Tech	54-77	L
Southeast Louisiana	70-73	L
Tulane	65-75	L
Florida AM	60-67	L
South Florida	100-88	W
Florida	67-78	L
Miami	72-61	W
Florida	84-76	W
Florida	71-84	L
Mercer	75-84	L

1980-81 (14-15)

Head Coach: Janice Dykehouse

Georgia Tech	84-97	L
Georgia Southern	79-96	L
South Alabama	79-82	L
Valdosta State*	58-62	L
Alabama*	77-76	W
Florida	90-48	W
Miami	87-73	W
Central Florida	92-75	W
Denver	93-41	W
Mississippi U. for Women**	73-70	W
Central Missouri*	60-69	L
Clemson**	59-78	L
Indiana	76-79	L
East Carolina	67-78	L
Cincinnati	65-91	L
Florida A&M	76-64	W
South Florida	79-41	W
Southeast Louisiana	94-68	W
Southern Mississippi	69-73	L
Mercer	76-80	L
South Carolina	57-69	L
Miami	62-55	W
Tulane+	60-70	L
St. Louis+	78-56	W
Florida	81-83	L
South Florida	71-61	W
Florida A&M	76-61	W
South Alabama	80-67	W
Miami++	70-79	L

*Lady Sunshine Classic
 **MUW Christmas Tour...
 +Metro Conference Tournament, New Orleans LA
 ++FAIA State Tournament

1981-82 (28-10)

Head Coach: Janice Dykehouse

Stetson	81-54	W
McNeese State*	69-62	W
Valdosta State*	82-69	W
Central Florida	75-65	W
Kent State**	80-66	W
Purdue**	65-39	W
Florida	60-63	L
Florida International	74-64	W
Miami	77-74	W
South Alabama	99-44	W
Lewis University+	94-46	W
Miami-Ohio+	89-68	W
North Carolina+	77-68	W
South Florida	80-60	W
Mississippi U. for Women	76-54	W
Florida	86-79	W
Virginia Tech	93-72	W
Old Dominion	65-100	L
Florida A&M	86-87	L
Memphis State	90-104	L
South Carolina	81-82	L
Southern Mississippi	84-94	L
Louisville	73-89	L
Tulane	89-70	W
Florida A&M	59-58	W
Miami	66-52	W
Mississippi	63-61	W
Tampa	90-50	W
South Florida	77-49	W
Miami++	84-80	W
Florida A&M++	76-65	W
Mississippi College†	71-69	W
Georgia Southern†	78-81	L
Mississippi Valley†	83-95	L
Pepperdine†	76-63	W
Brigham Young‡	75-71	W
Oregon State‡	60-76	L

*Lady Seminole Classic
 **Boilermaker Premiere
 +Hurricane New Year's Classic
 ++FAIAW State Tournament
 †AIAW Region 111 Tournament
 ‡NWIT (includes forfeit over St. Louis)

1982-83 (24-6)

Head Coach: Janice Dykehouse

Tennessee Chattanooga*	94-77	W
North Carolina*	75-74	W
Albany State	94-52	W
Stetson	102-42	W
Alabama	73-64	W
Penn State**	84-86	L
Delta State**	75-67	W
Nebraska+	100-84	W
Army+	69-60	W
Oklahoma State+	72-52	W
Temple	74-69	W
St. Joseph's	59-54	W
Montclair State (OT)	89 81	W
Tulane	81-56	W
Memphis State	90-82	W
Florida A&M	66-60	W
Alabama-Birmingham	73-75	L
Auburn	43-73	L
Florida	68-63	W
Stetson	77-64	W
South Florida	71-52	W
Tulane	91-65	W
Florida A&M	82 65	W
Florida International	77-65	W
Alabama	61 64	L
Florida	89-67	W
Memphis State	68-66	W
Louisville++	56-67	L
Cincinnati++	84-61	W
Mississippi†	76 86	L

*Lady Seminole Classic
 **Mid-American Classic
 +Hurricane New Year's Classic
 ++Metro Conference Tournament, Louisville KY
 †First Round NCAA Playoff

Year by Year Results

1983-84 (13-18)

Head Coach: Janice Dykehouse

Arizona State*	70-85	L
Brigham Young*	61-76	L
Middle Tennessee State	75-67	W
Western Kentucky**	74-79	L
Kansas**	91-62	W
Central Florida	67-60	W
South Florida	81-73	W
Alabama-Birmingham	82-75	W
Penn State+	68-96	L
Stanford+	73-58	W
Missouri (OT)+	66-83	L
Louisville	65-81	L
Miami++	76-64	W
Mercer++	66-57	W
Florida	74-70	W
Memphis State	67-83	L
Tulane	71-77	L
Southern Mississippi	75-84	L
Auburn	53-72	L
Virginia Tech	63-68	L
South Carolina	62-69	L
Southern Mississippi	53-58	L
Florida	57-65	L
Florida A&M	80-64	W
Tulane	86-79	W
Alaska†	77-63	W
Texas†	43-89	L
Idaho†	74-75	L
Cincinnati√	83-72	W
Memphis State√	64-80	L
Louisville	77-88	L

*Lady Buff Classic-Colorado

**Louisiana Tech Classic

+Miami Masonic Classic

++Duval Hotel Classic

†Northern Lights Shootout

√Metro Conference Tournament, Cincinnati, OH

1984-85 (7-21)

Head Coach: Jan D. Allen

Albany State	66-60	W
Colorado	70-61	W
Georgetown	69-77	L
Central Florida	76-93	L
Michigan	71-76	L
Wichita State	54-70	L
Miami	65-79	L
Fordham*	88-81	W
Fairfield*	64-71	L
Virginia Tech	85-77	W
Cincinnati	73-83	L
Louisville	74-89	L
South Florida (OT)	71-69	W
Florida	43-64	L
South Carolina	61-70	L
Southern Mississippi	52-81	L
Tulane	56-59	L
Auburn	58-76	L
Tennessee	56-67	L
Tulane	81-47	W
Florida A&M	57-61	L
Southern Mississippi	61-66	L
Florida	58-79	L
Memphis State	64-76	L
Miami	67-74	L
Memphis State	67-84	L
South Florida	74-69	W
Virginia Tech**	65-86	L

*Women's Court Classic

**Metro Conference Tournament, Hattiesburg, MS

1985-86 (12-16)

Head Coach: Jan. D. Allen

West Georgia	67-57	W
Georgia SW	51-58	L
Colorado State*	68-53	W
Monmouth (30T)	81-69	W
Tampa	88-77	W
Georgetown**	78-74	W
Radford (OT)**	80-87	L
Stetson	76-72	W
South Carolina	57-81	L
Virginia Tech	68-73	L
Louisville	67-64	W
Cincinnati	75-72	W
Central Florida	90-98	L
South Florida	58-47	W
Florida	68-77	L
Tulane	71-70	W
Tennessee	43-89	L
Albany State	72-69	W
Memphis State	66-95	L
Southern Mississippi	67-74	L
Tulane	60-75	L
South Florida	78-68	W
Florida A&M	65-83	L
Southern Mississippi	76-89	L
Florida	76-81	L
Memphis State	70-81	L
Stetson	68-74	L
Cincinnati+	45-77	L

*Pizza Hut Classic

**Southern Invitational

+Metro Conference Tournament, Columbia, SC

1986-87 (9-19)

Head Coach: Marynell Meadors

Albany State (OT)	71-72	L
Toledo*	80-64	W
Rice*	62-50	W
Stetson	50-55	L
Miami	75-74	W
Florida Atlantic	38-42	L
Alabama-Birmingham	75-62	W
Valdosta State	66-75	L
Virginia Tech	78-91	L
Louisville	66-63	W
Cincinnati	53-55	L
Florida	65-69	L
South Alabama	58-76	L
South Carolina	56-63	L
Southern Mississippi	64-62	W
Memphis State	68-75	L
Miami	73-80	L
Virginia Tech	70-65	W
South Alabama	64-99	L
Louisville	64-77	L
Cincinnati	70-50	W
Florida A&M	79-72	W
South Carolina	61-64	L
Florida	59-70	L
Southern Mississippi	75-84	L
Memphis State	67-94	L
New Orleans	59-87	L
Virginia Tech**	67-68	L

*Tallahassee Hilton Classic

**Metro Conference Tournament, Blacksburg, VA

1987-88 (9-18)

Head Coach: Marynell Meadors

New Mexico State*	73-64	W
DePaul*	68-82	L
Wisconsin**	100-67	W
West Virginia (OT)* *	68-58	W
Stetson	69-75	L
Georgia Southern (OT)	83-77	W
North Carolina	79-82	L
Georgia	72-91	L
Wisconsin-Green Bay	64-67	L
New Orleans	61-7	L
Memphis State (OT)	90-91	L
Southern Mississippi	60-69	L
Florida A&M	68-73	L
South Carolina	55-85	L
Valdosta State	77-83	L
Virginia Tech	61-59	W
Alabama	64-70	L
Cincinnati	59-70	L
Louisville	99-65	W
Memphis State	89-94	L
Southern Mississippi	68-84	L
Virginia Tech	81-97	L
South Carolina	86-96	L
Florida	71-55	W
Louisville	73-70	W
Cincinnati	66-58	W
Cincinnati+	76-78	L

*Coopers & Lybrand Invitational

**Tallahassee Hilton Classic

+Metro Conference Tournament, Tallahassee, FL

1988-89 (16-11)

Head Coach: Marynell Meadors

Central Michigan*	100-78	W
Miami*	85-96	L
North Carolina-Asheville**	99-58	W
Georgia Southern**	105-78	W
Miami	79-88	L
Florida	60-65	L
Stetson	70-64	W
Alabama-Birmingham	84-68	W
Southern Mississippi	78-75	W
Memphis State	95-75	W
Cincinnati	45-66	L
Louisville	65-64	W
Virginia Tech	67-68	L
South Carolina	85-74	L
South Florida	85-74	W
Virginia Tech	69-66	W
Alabama	68-70	L
Southern Mississippi	66-84	L
Howard University	101-73	W
Florida A&M	75-68	W
Cincinnati	62-57	W
Louisville	82-76	W
Georgia	70-90	L
South Carolina	68-76	L
South Florida	94-85	W
Memphis State	89-80	W
Cincinnati+	47-57	L

*Lady Sunshine Classic

**Tallahassee Hilton Classic

+Metro Conference Tournament, Memphis Tennessee

1989-1990 (21-9)

Head Coach: Marynell Meadors

South Alabama (20T)*	89-82	W
Louisiana State*	65-68	L
Mississippi State**	89-62	W
North Carolina-Charlotte**	50-63	L
Alabama	81-76	W
Stetson	77-70	W
Appalachian State	77-62	W
Georgia Southern	80-49	W
Virginia Tech	68-64	W
Tulane	103-66	W
Florida	63-62	W
Louisville (OT)	69-66	W
Cincinnati	61-44	W
Auburn	63-80	L
South Carolina	72-75	L
Southern Mississippi	73-77	L
Memphis State	72-62	W
Virginia Tech	69-52	W
Tulane	100-45	W
Louisville	77-62	W
Cincinnati	57-44	W
Florida A&M	87-60	W
Miami	95-66	W
Georgia	76-80	L
Southern Mississippi	97-72	W
Memphis State	98-60	W
South Carolina	59-75	L
Memphis State+	83-58	W
Southern Mississippi+	78-90	L
Penn State++	73-83	L

*LSU Crawfish Classic

**Tallahassee Hilton Classic

+Metro Conference Tournament, Cincinnati, OH

++NCAA Tournament First Round, Tallahassee, FL

1990-1991 (25-7)

Head Coach: Marynell Meadors

Missouri-KC*	66-52	W
SW Missouri State*	63-68	L
Marquette**	110-75	W
LSU**	89-82	W
Northern Illinois+	78-66	W
Virginia+	77-92	L
Florida	79-78	W
Miami	76-62	W
Virginia Tech	78-64	W
Cincinnati	90-61	W
Louisville	83-70	W
Alabama	88-65	W
Memphis State	106-94	W
South Carolina	69-60	W
Southern Miss	96-76	W
Tulane	87-60	W
Georgia	71-91	L
South Carolina (2 OT)	91-92	L
Stetson	114-71	W
Cincinnati	67-49	W
Louisville	86-52	W
Auburn	64-79	L
Memphis State	101-77	W
Virginia Tech	76-53	W
Southern Miss	90-93	L
Tulane	104-66	W
Florida A&M	92-62	W
Cincinnati++	89-51	W
Louisville++	83-70	W
South Carolina++	54-53	W
Appalachian St.†	96-57	W
Western Kentucky††	69-72	L

*St. John's Lady Bear Classic, Springfield, MO

**Tallahassee Hilton Classic

+Cavalier Classic, Charlottesville, VA

++Metro Conference Tournament, Louisville, KY

†NCAA Tournament, First Round, Tallahassee

††NCAA Tournament, Second Round, Tallahassee

Year by Year Results

1991-1992 (17-11)

Head Coach: Marynell Meadors

Miami	71-69	W
Lamar*	78-67	W
LSU* (OT)	88-96	L
Montana State**	89-66	W
E. Kentucky**	72-65	W
Florida (OT)	90-78	W
Georgia Tech	68-70	L
Virginia	60-87	L
Wake Forest	86-83	W
Maryland	64-79	L
Georgia Tech	77-66	W
Clemson	73-80	L
N. C. State	76-75	W
Duke	67-55	W
North Carolina	70-61	W
Virginia	43-81	L
Clemson	79-66	W
Maryland	70-101	L
Duke	61-53	W
North Carolina	52-69	L
N. C. State	86-79	W
Wake Forest	64-67	L
Butler	68-71	L
Northern Illinois	99-74	W
Florida A&M	100-71	W
Florida Atlantic	96-64	W
Oral Roberts	104-59	W
North Carolina+	69-81	L

*LSU Crawfish Classic, Baton Rouge, LA

**Dial Classic

+ACC Tournament, Rock Hill, SC

1992-1993 (13-14)

Head Coach: Marynell Meadors

Florida Atlantic	97-67	W
South Florida	87-68	W
Louisiana State	79-59	W
N.C. State	67-75	L
Miami	64-61	W
Tennessee Tech	88-72	W
California	50-69	L
Duke	84-72	W
Virginia	66-78	L
North Carolina	85-66	W
Maryland	68-61	W
Wake Forest	53-57	L
Georgia Tech	79-71	W
North Carolina	60-73	L
Maryland	61-74	L
Florida A&M	79-58	W
Virginia	68-76	L
Florida	78-81	L
Clemson	69-84	L
Northern Illinois	80-86	L
Georgia Tech	46-61	L
Wake Forest	77-73	W
Oral Roberts	74-53	W
N.C. State	47-57	L
Clemson	63-70	L
Duke	74-67	W
Maryland	68-91	L

