

# ACC FINAL STANDINGS

## ACC Games

TEAM	W	L	PCT	HM	RD
Virginia	15	1	.938	8-0	7-1
North Carolina	14	2	.875	7-1	7-1
Clemson	11	5	.688	6-2	5-3
Maryland	8	8	.500	5-3	3-5
Duke	7	9	.438	5-3	2-6
NC State	6	10	.375	4-4	2-6
Georgia Tech	5	11	.313	4-4	1-7
Wake Forest	3	13	.188	2-6	1-7
Florida State	3	13	.188	2-6	1-7

## All Games

W	L	PCT	HM	RD	NEU
27	5	.844	16-0	8-3	3-2
33	2	.943	15-1	7-1	11-0
20	10	.667	11-2	6-6	3-2
15	13	.536	9-4	4-7	2-2
16	11	.593	10-3	5-7	1-1
13	14	.481	6-6	6-6	1-2
12	15	.444	5-5	7-9	0-1
8	19	.296	2-7	2-10	4-2
6	21	.222	3-9	2-9	1-3

# NCAA TOURNAMENT

## NCAA FINAL FOUR, RICHMOND, VA.

North Carolina 89 ..... Purdue 74  
 North Carolina 60 ..... Louisiana Tech 59

**ALL TOURNAMENT TEAM:** Charlotte Smith, UNC; Tonya Sampson, UNC; Pam Thomas, La. Tech; Vickie Johnson, La. Tech; Betsy Harris, Alabama. **MOST OUTSTANDING PLAYER:** Charlotte Smith, UNC.

## EAST REGIONAL, PISCATAWAY, N.J.

N. Carolina 101 ..... Ga. Southern 53  
 N. Carolina 63 ..... Old Dominion 52  
 N. Carolina 73 ..... Vanderbilt 69  
 N. Carolina 81 ..... Connecticut 69

**ALL-TOURNAMENT TEAM:** Tonya Sampson, UNC; Sylvia Crawley, UNC; Carla Berube, UConn; Rebecca Lobo, UConn; Kara Wolters, UConn. **MOST OUTSTANDING PLAYER:** Tonya Sampson, UNC.

## MIDEAST REGIONAL, FAYETTEVILLE, ARK.

Virginia 72 ..... Loyola-Maryland 47  
 Virginia 67 ..... SW Missouri State 63  
 Virginia 66 ..... Southern Cal 85  
 Clemson 65 ..... Florida International 64  
 Clemson 66 ..... Tennessee 78

**NCAA NOTABLES:** Charlotte Smith's career-high 23 rebounds in the championship game is an NCAA title game record and ties the overall tournament record.

## ALL-AMERICA HONORS

Tonya Sampson, UNC ..... First Team-Kodak,  
 Third Team-Basketball Times  
 Jessica Barr, CU ..... First Team-Kodak

## USA TODAY COACH OF THE YEAR

Sylvia Hatchell ..... North Carolina



Allison Percy finished the season listed among the conference leaders in assists.





# THE ATLANTIC COAST CONFERENCE

C

onsistency. It's the mark of true excellence in any endeavor. However, in today's intercollegiate athletics, competition has become so balanced and so competitive that it is virtually impossible to maintain a high level of consistency.

Yet the Atlantic Coast Conference has defied the odds. Now in its 42nd year of competition, the ACC has long enjoyed a reputation as one of the strongest and most competitive intercollegiate conferences in the nation. And that is not mere conjecture, the numbers support it.

Since the league's inception in 1953, Atlantic Coast Conference schools have captured 52 NCAA and AIAW championships, including 29 in men's competition and 23 in women's. In addition, 87 men and 22 women have earned the coveted title of NCAA champion.

The conference had an immediate impact on the national college football scene in the fall of 1953 when the University of Maryland captures the first of what is now four national football championships for the ACC.

Over the past 13 years, the ACC has captured more national football titles (three) than any other conference. The Big Eight is second with two, followed by the PAC-10, Western Athletic and the Southeastern with one each. Clemson laid claim to the league's second national title in 1981, Georgia Tech followed suit in 1990 while Florida State pocketed national title No. 4 a year ago.

If success is best measured in terms of wins and losses, then the ACC is unrivaled in NCAA history. The men and women's basketball program have combined for 13 consecutive trips to the Final Four, and 34 appearances overall. Following North Carolina's women's national championship season of 1994, the first ever for the league, ACC teams have claimed eight titles while



*The Atlantic Coast Conference consists of nine member schools and conducts championships in 23 sports all run under the auspices of the conference office in Greensboro, NC.*





*Tonya Sampson helped lead North Carolina to a NCAA Championship last season.*

finishing second on ten occasions.

The league's women's basketball program ranks among the best in the country in terms of overall NCAA Tournament records. With 58 wins in 49 appearances, the conference is listed second best in total wins and total appearances.

On the men's side, North Carolina, the nation's all-time winningest team with 1,598 wins, has won NCAA championships in 1957, 1982 and 1993. N.C. State walked away with the coveted crown in 1974 and 1983, while Duke won back-to-back titles in 1991 and 1992.

Over the years, ACC basketball teams have gained global recognition through their NCAA Tournament exposure. More than 155 regular season games, plus all of the men's conference tournament and the semifinals and finals of the women's tournaments will be televised. Conference teams will be seen on all three major networks, ESPN and the Prime Network.

ACC basketball is more than numbers through. The faces behind the men's and women's programs account for 22 national player of the year honors and nine national coach of the year awards, including Dawn Staley's player recognition in 1991 and 1992, and coach's distinction for Maryland's Chris Weller (1992), Virginia's Debbie Ryan (1991) and N.C. State's Kay Yow (1990). The ACC has produced 14 first-team All-Americans, 29 Olympians, including coaches and players. N.C. State's Yow headed up the 1988 gold-winning Olympic team, assisted by Sylvia Hatchell of North Carolina. Maryland's Vicky Bullet was a member of the 1988 and 1992 Olympic teams.

The ACC also stands at the forefront of intercollegiate athletics in terms of academic accomplishments of its student athletes. That accomplishment is nowhere better reflected than in the CFA Academic Achievement Award, given annually to the CFA member institution with the highest graduation rate among members of its football team. Eight times over the past 14 years, an ACC member school has claimed the award.

This past year, Duke University captured the coveted award for the second straight year and sixth time

overall. In addition, the ACC had six of the 20 CFA members who reported graduation rates of 70 percent or better.

Since 1983, 150 women's basketball players have received ACC Honor Roll recognition. The 1993-94 academic year included 22 selections. In addition, ACC basketball players have earned first-team Academic All-America honors 47 times.

## THE 1993-94 SEASON IN REVIEW

The 1993-94 academic year will be remembered as one of the best in the 41 year history of the ACC. Conference teams have captured five national titles and participated in the national title game in four other sports. In all, the ACC has won 18 national team crowns in the last four years.

The 1993-94 national champions from the ACC were Florida State in football, Virginia in men's soccer, North Carolina in both women's soccer and women's basketball, and Maryland in field hockey.

The four NCAA runners-up were Duke in men's basketball, Virginia in men's lacrosse, Maryland in women's lacrosse and Georgia Tech in baseball. Overall, ACC teams were 65-39-1 (.623) in NCAA Tournament play.

Overall the ACC placed at least one team in the top 10 nationally in 14 of 23 sports sponsored by the league. Other conference records of note established during the 1993-94 campaign include an ACC-record 82 teams competing at NCAA Championships, five bowl invitations, and 29 Top-10 showings.

The University of North Carolina captured the inaugural Sears Directors' Cup, an all-sports award presented by Sears and the National Association of Directors of Collegiate Athletics honoring the Division I school with the best performance in 22 men's and women's sports. Three other conference schools finished in the top 25 rankings for the award — Clemson, Virginia and Florida State.

An all-time high 12 ACC teams (in eight different sports) representing seven of the nine member institutions, earned a No. 1 ranking during the course of the 1993-94 academic year.

The ACC Academic Honor Roll record was broken for the eighth straight year as 1,176 student-athletes were recognized for their work in the classroom.

## THE CHAMPIONSHIPS

The conference currently conducts championship competition in 23 sports, including 12 for men and 11 for women.

The first ACC championship was held in swimming on February 25, 1954, while the league's inaugural basketball tournament took place on March 4-6, 1954, at



cross country, wrestling or tennis during the first year.

The 12 sports for men include football, cross-country, soccer, basketball, swimming, indoor and outdoor track, wrestling, baseball, tennis, golf, and lacrosse. Fencing, which was started in 1971, was discontinued in 1981.

Women's sports were initiated in 1977 with the first championship held in tennis at Wake Forest University, October 6-8. The first women's basketball tournament was held February 9-11, 1978 at the University of Virginia. Championships for women are currently conducted in cross country, volleyball, field hockey, soccer, basketball, swimming, indoor and outdoor track, tennis, golf, and softball.

### THE HISTORY

The Atlantic Coast Conference was founded May 8, 1953, at Sedgefield Inn near Greensboro, North Carolina. The conference's seven charter members from three states included Clemson University, Duke University, University of Maryland, University of North Carolina, North Carolina State University, University of South Carolina and Wake Forest University.

The withdrawal of the seven schools from the Southern Conference came early on the morning of May 8, 1953, during the annual spring meeting of the conference. On June 14, 1953, the seven members met in Raleigh, N.C., where a set of bylaws were adopted and the name Atlantic Coast Conference was officially recognized.

Dr. James T. Penney of the University of South Carolina was elected temporary chairman and became the ACC's first president when the schools met again on June 14, 1953. Professor F.W. Clonts of Wake Forest was named vice president and Dr. Oliver Cornwell of North Carolina was elected secretary-treasurer.

On December 4, 1953, the Conference again met at Sedgefield Inn and officially admitted the University of Virginia to the league. Virginia began active champion-

ship participation with the 1953-54 basketball season.

The ACC Set up office at the King Cotton Hotel in Greensboro, N.C., on July 1, 1954. The office was moved to 338 North Elm Street on July 1, 1966 and then to 2100-N West Cornwallis Drive in April of 1980. The conference moved to its current site at 6011 Landmark Center in 1989.

The first and only withdrawal of a member from the ACC occurred on June 30, 1971 when the University of South Carolina tendered its resignation. The Conference continued with seven members until April 3, 1978 when Georgia Institute of Technology was admitted. The Atlanta, Ga., school became a playing member of the ACC on July 1, 1979, but did not become eligible for the football championship until the 1983 season. The Conference expanded to nine teams with the admittance of Florida State University on September 15, 1990. The Seminoles became a playing member of the ACC on July 1, 1991, but did not become eligible for the football championship until the 1992 season.

### THE COMMISSIONERS

The office of the commissioner was established at a meeting at the Sedgefield Inn on May 7, 1954. Three weeks later on May 28, at a special meeting in Raleigh, James H. (Jim) Weaver, the athletic director at Wake Forest, was elected the league's first commissioner.

Weaver served as commissioner until his death on July 11, 1970. Norvell Neve was named acting commissioner on July 23, 1970 and served until March 1, 1971, when Robert C. (Bob) James assumed the duties of commissioner. James served the ACC for more than 16 years until his death on May 11, 1987. Eugene F. (Gene) Corrigan, a former assistant to Weaver and later athletic director at Virginia, became the third ACC commissioner on July 21, 1987. Corrigan resigned as athletic director at Notre Dame to take the ACC post. ♦

## ACC QUICK FACTS

### Member Schools

Clemson  
Duke  
Florida State  
Georgia Tech  
Maryland  
North Carolina  
North Carolina State  
Virginia  
Wake Forest

### The ACC Office

6011 Landmark Center Blvd.  
P.O. Drawer ACC  
Greensboro, NC 27419-6999  
Phone: (910) 854-8787; Fax: (910) 854-8797

Commissioner ..... *Gene Corrigan*

Associate Commissioner ..... *Fred Barakat, Basketball*


Assistant Commissioners ..... *Tom Mickle*  
*Bradley Faircloth, Football Officiating*  
*David Thompson, Compliance*  
*Dee Todd, Championships*  
*Rick Chryst, Marketing & Legal Affairs*

Assistant To The Commissioner ..... *Brian Morrison*  
*Director of Media Relations*

Assistant Media Relations Director ..... *Emily Watkins*

Amy Farnum ..... *Media Relations Intern*






# 1994-1995 WADY RECORDS

# SEMINOLES









# THE RECORD BOOK

## INDIVIDUAL RECORDS

### Points

**GAME** — 38, T. Paschal vs. UNC (1/10/93)  
**SEASON** — 710, S. Galkantas (1981-82)  
**CAREER** — 2323, S. Galkantas (1980-84)

### Field Goals Made

**GAME** — 17, L. Lasseter vs. S.W. Louisiana (12/16/79)  
**SEASON** — 282, S. Galkantas (1981-82)  
**CAREER** — 919, S. Galkantas (1980-84)

### Field Goal Percentage

**SEASON** — .656, C. Dishman (1990-91)  
**CAREER** — .605, C. Dishman (1989-92)

### Scoring Average

**SEASON** — 21.6, S. Galkantas (1981-82)  
**CAREER** — 19.4, S. Galkantas (1980-84)

### Field Goals Attempted

**GAME** — 34, B. Burnett vs. Georgia Southern (12/16/87)  
**SEASON** — 536, S. Galkantas (1981-82)  
**CAREER** — 1753, S. Galkantas (1980-84)

### 3 Point Field Goals

**GAME** — 7, C. Derlack vs. UT Chattanooga (11/26/93)  
**SEASON** — 47, R. Storey (47-99) (1988-89); C. Derlack (47-138) (1993-94)  
**CAREER** — 88, C. Derlack (1990-94)

### 3 Point Field Goal Percentage

**SEASON** — .475, R. Storey (47-99) (1988-89)  
**CAREER** — .342, C. Derlack (1990-94)

### Free Throws Made

**GAME** — 14, T. Paschal vs. UNC (1/10/93) & Florida (12/15/91); W. Burns vs. Memphis State (1/19/91); S. Galkantas vs. Tulane (2/5/83) & Memphis State (2/14/83)  
**SEASON** — 282, S. Galkantas (1981-82)  
**CAREER** — 485, S. Galkantas (1980-84)

### Free Throw Attempts

**GAME** — 19, T. Paschal vs. Florida (12/15/91)  
**SEASON** — 214, S. Galkantas (1981-82)  
**CAREER** — 651, S. Galkantas (1980-84)



Sue Galkantas scored 30 or more points in a game 10 times while wearing the Garnet & Gold between 1981-84.



*Free Throw Percentage*

SEASON — .857, W. Burns (1989-90)  
 CAREER — .788, L. Foglio (1981-83)

*Rebounds*

GAME — 23, L. Lasseter vs. S. Florida (12/2/78)  
 SEASON — 336, C. Rivers (1977-78)  
 CAREER — 1029, C. Rivers (1976-80)

*Rebound Average*

SEASON — 14, C. Rivers (1977-78)  
 CAREER — 10.8, B. Cliette (1982-87)

*Assists*

GAME — 14, S. Silsby vs. Flagler (2/6/76)  
 SEASON — 184, S. Silsby (1977-78)  
 CAREER — 364, R. Corn (1988-92)

*Steals*

GAME — 10, W. Burns vs. Alabama (1/24/89)  
 SEASON — 96, T. Paschal (1992-93)  
 CAREER — 269, T. Paschal (1989-93)

*Blocks*

GAME — 6, B. Cliette vs. Army (1/2/83); L. Lasseter vs. Mercer (11/17/78)  
 SEASON — 32, B. Cliette (1982-83); S. Hall (1985-86)  
 CAREER — 70, G. Stokes (1979-83)

T E A M R E C O R D S

*Points*

MOST GAME — 114 vs. Stetson (2/6/91)  
 MOST SEASON — 2,883 (1981-82)  
 LEAST GAME — 26 vs. Clemson (2/7/94)  
 LEAST SEASON — 488 (1973-74)

*Field Goals Made*

MOST GAME — 49 vs. Stetson (2/6/91)  
 MOST SEASON — 1,171 (1981-82)  
 LEAST GAME — 8 vs. Clemson (2/7/94)  
 LEAST SEASON — 538 (1993-94)

*Field Goal Attempts*

MOST GAME — 97 vs. Florida (12/4/78)  
 MOST SEASON — 2,384 (1979-80)  
 LEAST GAME — 35 vs. Clemson (2/7/94)  
 LEAST SEASON — 1,051 (1973-74)

*Field Goal Percentage*

HIGH GAME — .731 vs. Denver (12/15/80)  
 HIGH SEASON — .520 (1990-91)  
 LOW GAME — .214 vs. Alabama (12/31/93)  
 LOW SEASON — .340 (1973-74)

*3 Point Field Goals Made*

MOST GAME — 11 vs. UT-Chattanooga (11/26/93)  
 MOST SEASON — 106 (1993-94)  
 LEAST GAME — 0 Several Times  
 LEAST SEASON — 32 (1991-92)

*3 Point Field Goal Attempts*

MOST GAME — 31 vs. Auburn (1/17/91)  
 MOST SEASON — 319 (1993-94)  
 LEAST GAME — 0 vs. Lamarr (11/29/91)  
 LEAST SEASON — 120 (1991-92)

*Free Throws Made*

MOST GAME — 36 vs. Fordham (12/31/84)

MOST SEASON — 573 (1990-91)  
 LEAST GAME — 1 vs. Georgia S. Western (1986)  
 LEAST SEASON — 332 (1988-89)

*Free Throw Attempts*

MOST GAME — 47 vs. Fordham (12/31/84)  
 MOST SEASON — 826 (1990-91)  
 LEAST GAME — 3 vs. S. Carolina (1982)  
 LEAST SEASON — 534 (1988-89)

*Free Throw Percentage*

HIGH GAME — .917 (11-12) vs. S. Alabama (11/25/80)  
 HIGH SEASON — .701 (1991-92)  
 LOW GAME — .316 vs. Louisville (1989)  
 LOW SEASON — .510 (1973-74)

*Rebounds*

HIGH GAME — 71 vs. Stetson (11/29/87)  
 HIGH SEASON — 1545 (1981-82)  
 LOW GAME — 13 vs. Maryland (1994)  
 LOW SEASON — 774 (1993-94)

*Rebound Average*

HIGH SEASON — 45.5 (1986-87)  
 LOW SEASON — 28.7 (1993-94)

*Assists*

HIGH GAME — 29 vs. FAMU (1/20/82) & (1/21/91)  
 HIGH SEASON — 601 (1981-82)  
 LOW GAME — 2 vs. Tulane (1984-85)  
 LOW SEASON — 169 (1973-74)

*Steals*

HIGH GAME — 29 vs. S. Alabama (1989-90)  
 HIGH SEASON — 406 (1981-82)  
 LOW GAME — 2 vs. BYU (1982), W. Kentucky (1984), Auburn (1985), Colorado State (1986), Maryland (1992)  
 LOW SEASON — 224 (1993-94)



SERIES RECORD AGAINST OPPONENTS

**Alabama** ..... 4-5  
 1979-80 L 61-88  
 1980-81 W 77-76 (N)  
 1982-83 W 73-64 (A)  
           L 61-64 (H)  
 1987-88 L 64-70 (H)  
 1988-89 L 68-70 (A)  
 1989-90 W 81-76 (A)  
 1990-91 W 88-65 (H)  
 1993-94 L 33-87 (N)

**Alabama-Birmingham** . 3-5  
 1978-79 L 85-87  
           L 79-95  
 1979-80 L 85-95 (H)  
           L 82-96 (H)  
 1982-83 L 73-75 (A)  
 1983-84 W 82-75 (H)  
 1986-87 W 75-62 (H)  
 1988-89 W 84-68 (A)

**Alabama State** ..... 0-2  
 1976-77 L 73-80  
 1978-79 L 73-95

**Alaska** ..... 1-0  
 1983-84 W 77-63 (N)

**Albany State** ..... 4-8  
 1974-75 W 62-55  
           L 43-61  
 1975-76 L 50-71  
           L 44-73  
 1976-77 L 38-87  
           L 73-80  
 1977-78 L 86-94  
 1982-83 W 94-52 (H)  
 1984-85 W 66-60 (H)  
 1985-86 W 72-69 (A)  
 1986-87 L 71-72 (H) (OT)

**Appalachian State** ..... 2-1  
 1978-79 L 83-89  
 1989-90 W 77-62 (H)  
 1990-91 W 96-57 (H)

**Arizona State** ..... 0-1  
 1983-84 L 70-85 (N)

**Army** ..... 1-0  
 1982-83 W 69-60 (N)

**Auburn** ..... 0-6  
 1974-75 L 51-64  
 1982-83 L 43-73 (A)  
 1983-84 L 53-72 (H)

1984-85 L 58-76 (A)  
 1989-90 L 63-80 (A)  
 1990-91 L 64-79 (H)

**Barry College** ..... 1-0  
 1973-74 W 50-33

**Belhaven** ..... 1-0  
 1979-80 W 81-75

**Brigham Young** ..... 1-1  
 1981-82 W 75-71 (N)  
 1983-84 L 61-76 (N)

**Butler** ..... 0-1  
 1991-92 L 68-71 (H)

**California** ..... 0-1  
 1992-93 L 50-69 (N)

**Central Florida** ..... 4-2  
 1976-77 W 77-63  
 1980-81 W 92-75 (H)  
 1981-81 W 75-65 (H)  
 1983-84 W 67-60 (H)  
 1984-85 L 76-93 (A)  
 1985-86 L 90-98 (A)

**Central Michigan** ..... 1-0  
 1988-89 W 100-78 (N)

**Central Missouri** ..... 0-1  
 1980-81 L 60-69 (N)

**Cincinnati** ..... 12-8  
 1978-79 W 61-57  
 1980-81 L 65-91 (A)  
 1982-83 W 84-61 (N)  
 1983-84 W 83-72 (H)  
 1984-85 L 73-83 (A)  
 1985-86 W 75-72 (H)  
           L 45-77 (N)  
 1986-87 L 53-55 (H)  
           W 70-50 (A)  
 1987-88 L 59-70 (H)  
           W 66-58 (A)  
           L 76-78 (N)  
 1988-89 L 45-66 (A)  
           W 62-57 (H)  
           L 47-57 (N)  
 1989-90 W 61-44 (H)  
           W 57-44 (A)  
 1990-91 W 90-61 (H)  
           W 67-49 (A)  
           W 89-51 (N)

**Clemson** ..... 1-6  
 1980-81 L 59-78 (N)  
 1991-92 L 73-80  
           W 79-66

1992-93 L 69-84 (H)  
           L 63-70 (A)  
 1993-94 L 26-80 (A)  
           L 60-75 (H)

**College of Charleston** ... 0-1  
 1975-76 L 61-93

**Colorado** ..... 1-0  
 1984-85 W 70-61 (H)

**Colorado State** ..... 1-0  
 1985-86 W 68-73 (N)

**Dayton** ..... 2-0  
 1976-77 W 104-33  
 1992-93 W 78-65 (H)

**Delta State** ..... 1-2  
 1976-77 L 60-106  
 1978-79 L 64-93  
 1982-83 W 75-67 (N)

**Denver** ..... 1-0  
 1980-81 W 93-41 (H)

**DePaul** ..... 0-1  
 1987-88 L 68-82 (A)

**Duke** ..... 5-1  
 1991-92 W 67-55 (H)  
           W 61-53 (A)  
 1992-93 W 84-72 (A)  
           W 74-67 (H)  
 1993-94 L 60-66 (A)  
           W 78-73 (H)

**East Carolina** ..... 0-2  
 1979-80 L 61-69  
 1980-81 L 67-78 (H)

**Eastern Kentucky** ..... 1-0  
 1991-92 W 72-65 (H)

**Fairfield** ..... 0-1  
 1984-85 L 64-71 (N)

**Flagler** ..... 3-4  
 1973-74 W 53-35  
           L 31-41  
           W 76-38



1974-75 L 51-60  
 L 52-59  
 W 59-55  
 L 45-53

**Florida ..... 24-25**

1973-74 L 39-49  
 W 52-36  
 W 32-31  
 W 48-45

1974-75 L 44-67  
 W 53-47  
 L 41-49  
 W 44-28

1975-76 W 65-59  
 L 45-64  
 L 45-68  
 L 39-65

1976-77 L 54-80  
 L 65-67  
 L 67-72  
 L 60-72

1977-78 W 93-66  
 L 63-102  
 W 100-80

1978-79 W 88-79  
 W 91-72  
 W 89-85  
 W 101-94

1979-80 W 92-77  
 W 88-84  
 L 67-78  
 W 84-76  
 L 71-84

1980-81 W 90-48  
 L 81-83

1981-82 L 60-63  
 W 86-79

1982-83 W 68-63  
 W 89-67

1983-84 W 74-70  
 L 57-65

1984-85 L 43-64  
 L 58-79

1985-86 L 68-77  
 L 76-81

1986-87 L 65-69  
 L 59-70  
 W 71-55

1988-89 L 60-63  
 1989-90 W 63-62  
 1990-91 W 79-78  
 1991-92 W 90-78  
 1992-93 L 78-81  
 1993-94 L 54-73

**Florida Atlantic ..... 2-2**

1986-87 L 38-42  
 1991-92 W 96-64  
 1992-93 W 96-67  
 1993-94 L 64-67

**Florida A&M ..... 18-7**

1974-75 W 77-34  
 W 47-26

1977-78 W 84-59  
 1978-79 L 79-84  
 L 61-77

1979-80 W 74-61  
 L 60-67

1980-81 W 76-64  
 W 76-61

1981-82 L 86-87  
 W 59-58  
 W 76-65

1982-83 W 66-60  
 W 82-65

1983-84 W 80-64  
 1984-85 L 57-61  
 1985-86 L 65-83  
 1986-87 W 79-72  
 1987-88 L 68-73  
 1988-89 W 75-68  
 1989-90 W 87-60  
 1990-91 W 92-62  
 1991-92 W 100-71  
 1992-93 W 79-58  
 1993-94 W 70-68

**Florida International ... 4-0**

1975-76 W 58-35  
 W 81-44

1981-82 W 74-64  
 1982-83 W 77-65

**Florida Southern ..... 1-0**

1979-80 W 97-58

**Fordham ..... 1-0**

1984-85 W 88-81

**Fort Valley ..... 0-1**

1974-75 L 43-58

**Georgetown ..... 1-2**

1984-85 L 69-77  
 1985-86 W 78-74

**Georgia ..... 0-4**

1987-88 L 72-91  
 1988-89 L 70-90  
 1989-90 L 76-80  
 1990-91 L 71-91

**Georgia Southern ..... 2-5**

1974-75 L 53-65  
 1975-76 L 54-83  
 1977-78 L 71-79  
 1980-81 L 79-96  
 1981-82 L 78-81  
 1987-88 W 83-77

1988-89 W 105 -78(H)

**Georgia State ..... 0-1**

1980 L 96-78 (A)

**Georgia Tech ..... 4-6**

1974-75 W 58-22  
 1980-81 W 84-79 (A)  
 1991-92 L 68-70 (H)  
 W 77-66 (A)  
 1992-93 W 79-71 (A)  
 L 46-61 (H)

1993-94 L 62-65 (H)  
 L 51-63 (A)

**Howard ..... 1-0**

1988-89 W 101-73 (H)

**Idaho ..... 0-1**

1983-84 L 74-75 (N)

**Illinois ..... 1-0**

1990

**Indiana ..... 0-1**

1980-81 L 76-79 (H)

**John Abbott ..... 2-0**

1976-77 W 62-60  
 1977-78 W 71-67

**Judson College ..... 1-0**

1981

**Kansas ..... 1-0**

1983 W 91-62

**Kent State ..... 1-0**

1981 W 80-66 (N)

**Kentucky ..... 0-1**

1993-94 L 55-58 (N)

**Lamar ..... 1-0**

1991-92 W 78-67 (N)

**Lewis State ..... 2-2**

1981-82 W 94-46 (N)

**Louisiana State ..... 2-2**

1989-90 L 65-68 (H)  
 1990-91 W 89-82 (H)  
 1991-92 L 88-96 (A)  
 1992-93 W 79-59 (H)

**Louisville ..... 11-10**

1978-79 L 60-94



# R E C O R D B O O K

<p>1979-80 L 73-77 L 67-86 L 60-77 1981-82 L 73-89 (A) 1982-83 L 56-67 (A) 1983-84 L 65-81 (H) L 77-88 (A) 1984-85 L 74-89 (A) 1985-86 W 67-64 (H) 1986-87 W 66-63 (H) L 64-77 (A) 1987-88 W 99-65 (H) W 73-70 (A) 1988-89 W 65-64 (A) W 82-76 (H) 1989-90 W 69-66 (H) W 77-62 (A) 1990-91 W 83-70 (H) W 86-52 (A) W 83-70 (A)</p> <p><b>Maryland ..... 1-5</b> 1991-92 L 64-79 (H) L 70-101 (A) 1992-93 W 68-61 (H) L 61-74 (A) L 68-91 (N) 1993-94 L 54-69 (H)</p> <p><b>McNeese State ..... 1-0</b> 1981-82 W 69-62 (N)</p> <p><b>Memphis State ..... 9-13</b> 1977-78 L 69-91 1978-79 L 78-101 1981-82 L 90-104 (H) 1982-83 W 90-82 (H) W 68-66 (A) 1983-84 L 67-83 (H) L 64-80 (A) 1984-85 L 64-76 (A) L 67-84 (H) 1985-86 L 66-95 (H) L 70-81 (A) 1986-87 L 68-75 (A) L 75-94 (H) 1987-88 L 90-91 (H) L 89-94 (A) 1988-89 W 89-80 (A) 1989-90 W 72-62 (A) W 98-60 (H) 1990-91 W 106-94 (A) W 101-77 (H)</p> <p><b>Mercer ..... 1-6</b> 1973-74 L 45-64 1976-77 L 53-96 1978-79 L 73-83 1979-80 L 86-100 L 75-84</p>	<p>1980-81 L 76-80 (H) 1983-84 W 66-57 (H)</p> <p><b>Miami ..... 18-6</b> 1974-75 W 59-45 1978-79 W 79-53 W 79-72 W 83-57 1979-80 W 82-64 W 93-74 W 72-61 1980-81 W 87-73 (H) W 62-55 (A) L 70-79 (N) 1981-82 W 77-74 (A) W 66-52 (H) W 84-80 (N) 1983-84 W 76-64 1984-85 L 65-79 (A) L 67-74 (H) 1986-87 W 75-74 (A) L 73-80 (H) 1988-89 L 79-88 (H) L 79-88 (A) 1989-90 W 95-66 (H) 1990-91 W 76-62 (A) 1991-92 W 71-69 (H) 1992-93 W 64-61 (A)</p> <p><b>Miami (OH) ..... 1-0</b> 1981-82 W 89-68 (N)</p> <p><b>Miami Dade CC-Dtn ... 1-0</b> 1975-76 W 73-51</p> <p><b>Miami Dade CC North . 1-0</b> 1974-75 W 59-40</p> <p><b>Miami Dade CC South .. 1-1</b> 1974-75 W 59-41 1975-76 L 67-70</p> <p><b>Michigan ..... 0-1</b> 1984 L 71-76 (H)</p> <p><b>Middle Tennessee ..... 1-1</b> 1983-84 W 75-67 (H) 1993-94 L 43-66 (A)</p> <p><b>Mississippi ..... 1-2</b> 1979-80 L 52-80 1981-82 W 63-61 (H) 1982-83 L 76-86 (A)</p> <p><b>Mississippi College ..... 1-1</b> 1979-80 L 50-90 1981-82 W 71-69 (H)</p>	<p><b>Mississippi State ..... 1-2</b> 1978-79 L 60-64 1979-80 L 61-73 1989-90 W 89-62 (H)</p> <p><b>Mississippi U for Women . 2-0</b> 1980-81 W 73-70 (A) 1981-82 W 76-54 (H)</p> <p><b>Mississippi Valley ..... 0-1</b> 1981-82 L 83-95 (H)</p> <p><b>Missouri ..... 0-1</b> 1983-84 L 66-83 (OT) (N)</p> <p><b>Missouri-Kansas City .. 1-0</b> 1990-91 W 66-52 (H)</p> <p><b>Montana State ..... 1-0</b> 1991-92 W 89-66 (N)</p> <p><b>Montclair State ..... 1-0</b> 1982-83 W 89-81 (OT) (H)</p> <p><b>Nebraska ..... 1-0</b> 1982-83 W 100-84 (N)</p> <p><b>New Mexico State ..... 1-0</b> 1987-88 W 73-64 (A)</p> <p><b>New Orleans ..... 1-2</b> 1978-79 W 101-66 1986-87 L 59-87 (A) 1987-88 L 61-71 (H)</p> <p><b>North Carolina ..... 4-6</b> 1981-82 W 77-68 (N) 1982-83 W 75-74 (N) 1987-88 L 79-82 (A) 1991-92 W 70-61 (H) L 52-69 (A) L 69-81 (N) 1992-93 W 85-66 (A) L 60-73 (H) 1993-94 L 61-102 (A) L 48-71 (H)</p> <p><b>N. Carolina-Asheville .. 1-0</b> 1988-89 W 99-58 (H)</p> <p><b>N. Carolina-Charlotte . 0-1</b> 1989-90 L 50-63 (H)</p> <p><b>N. Carolina State ..... 3-3</b> 1991-92 W 76-75 (H) W 86-79 (A) 1992-93 L 67-75 (A)</p>
---	--	--



**R E C O R D B O O K**

1993-94 L 47-57 (H)  
 L 46-51 (H)  
 W 59-58 (A)

**Northeast Missouri ..... 1-0**  
 1978-79 W 87-67

**Northern Illinois ..... 1-1**  
 1991-92 W 99-74 (H)  
 1992-93 L 80-86 (A)

**Northwest Louisiana ... 1-0**  
 1979-80 W 85-81

**Old Dominion ..... 0-1**  
 1981-82 L 65-100 (A)

**Oklahoma State ..... 1-0**  
 1982-83 W 72-52 (N)

**Oral Roberts ..... 2-1**  
 1979-80 L 68-74 (H)  
 1991-92 W 104-59 (H)  
 1992-93 W 74-53

**Oregon State ..... 0-1**  
 1981-82 L 60-76 (N)

**Pensacola JC ..... 2-0**  
 1975-76 W 73-51  
 1976-77 W 86-40

**Penn State ..... 0-3**  
 1982-83 L 84-86 (N)  
 1983-84 L 68-96 (N)  
 1989-90 L 73-83 (H)

**Pepperdine ..... 1-0**  
 1981-82 W 76-63 (N)

**Purdue ..... 1-0**  
 1981-82 W 65-39 (A)

**Radford ..... 0-1**  
 1985-86 L 80-87 (H)

**Rhode Island ..... 0-1**  
 1993-94 L 71-76 (H)

**Rice ..... 1-0**  
 1986-87 W 62-50 (H)

**Richmond ..... 1-0**  
 1993-94 W 70-66 (N)

**Rollins College ..... 4-0**

1974-75 W 61-48  
 1975-76 W 56-43  
 W 64-56  
 1976-77 W 87-52

**St. Joseph ..... 1-0**  
 1982-83 W 59-54 (A)

**St. Louis ..... 1-0**  
 1980-81 W 78-56 (N)

**Savannah College ..... 0-1**  
 1974-75 L 48-70

**Shorter College ..... 0-4**  
 1974-75 L 52-65  
 L 63-78  
 L 36-54  
 L 35-69

**South Alabama ..... 5-3**  
 1976-77 W 87-66  
 1978-79 W 76-43  
 1980-81 L 79-82 (A)  
 W 80-67 (H)  
 1981-82 W 99-44 (H)  
 1986-87 L 58-76 (H)  
 L 64-99 (H)  
 1989-90 W 89-82

**South Carolina ..... 2-16**  
 1977-78 L 52-115  
 1979-80 L 68-93  
 1980-81 L 57-69 (A)  
 1981-82 L 81-82 (H)  
 1983-84 L 62-69 (A)  
 1984-85 L 61-70 (H)  
 1986-87 L 56-63 (H)  
 L 61-64 (A)  
 1987-88 L 55-85 (H)  
 L 86-96 (A)  
 1988-89 L 82-99 (A)  
 L 68-76 (H)  
 1989-90 L 72-75 (H)  
 L 59-75 (A)  
 1990-91 W 69-60 (A)  
 L 91-92 (H)  
 W 54-53 (H)

**Southeast Louisiana .... 1-1**  
 1979-80 L 70-73  
 1980-81 W 94-68 (A)

**Southern Mississippi .. 4-16**  
 1979-80 L 65-107  
 1980-81 L 69-73 (A)  
 1981-82 L 84-94 (H)  
 1983-84 L 75-84 (A)

1984-85 L 53-58 (H)  
 L 52-81 (A)  
 L 61-66 (H)  
 1985-86 L 67-74 (A)  
 L 76-89 (H)  
 1986-87 W 64-62 (A)  
 L 75-84 (H)  
 1987-88 L 60-69 (H)  
 L 68-84 (A)  
 1988-89 W 78-75 (H)  
 L 66-84 (A)  
 1989-90 L 73-77 (A)  
 W 97-72 (H)  
 L 78-90 (N)  
 1990-91 W 96-76 (H)  
 L 90-93 (A)

**South Florida ..... 25-3**  
 1973-74 W 62-41  
 1974-75 W 68-40  
 W 70-53  
 1975-76 W 57-41  
 1976-77 W 69-46  
 1977-78 W 72-58  
 W 84-6  
 L 65-70  
 W 86-61  
 L 59-61  
 1978-79 W 89-80  
 W 73-56  
 W 90-56  
 1979-80 W 87-58  
 W 100-88  
 1980-81 W 79-41 (H)  
 W 71-61 (A)  
 1981-82 W 80-60 (A)  
 W 77-49 (H)  
 1982-83 W 71-52 (H)  
 1983-84 W 81-73 (A)  
 1984-85 L 71-79 (H)  
 W 74-69 (A)  
 1985-86 W 58-47 (A)  
 W 78-68 (H)  
 1988-89 W 85-74 (H)  
 W 94-85 (A)  
 1992-93 W 87-68 (H)

**SW Missouri State ..... 0-1**  
 1990-91 L 63-68 (A)

**Stanford ..... 1-0**  
 1983-84 W 73-58 (N)

**Stetson ..... 11-4**  
 1976-77 W 78-29  
 W 72-57  
 1978-79 L 61-63  
 L 59-61  
 W 89-56  
 1981-82 W 81-54 (H)



# R E C O R D B O O K

1982-83	W	102-42	(H)
	W	77-64	(A)
1985-86	W	76-72	(A)
	L	68-74	(H)
1986-87	L	50-55	(H)
1987-88	W	69-75	(A)
1988-89	W	70-64	(H)
1989-90	W	77-70	(A)
1990-91	W	114-71	(H)

**Tallahdega College ..... 0-1**

1975-76	L	55-100
---------	---	--------

**Tampa ..... 5-0**

1974-75	W	48-36	
1975-76	W	66-48	
	W	82-50	
1981-82	W	90-50	(H)
1985-86	W	88-77	(H)

**Temple ..... 1-0**

1982-83	W	74-69	(A)
---------	---	-------	-----

**Tennessee ..... 0-2**

1984-85	L	56-67	(H)
1985-86	L	43-89	(A)

**Tennessee Tech ..... 1-0**

1992-93	W	88-72	(N)
---------	---	-------	-----

**Texas ..... 0-1**

1983-84	L	43-89	(N)
---------	---	-------	-----

**Tift ..... 1-0**

1974-75	W	58-47
---------	---	-------

**Tennessee-Chattanooga .. 1-1**

1982-83	W	94-77	(N)
1993-94	L	85-86	(A)

**Toledo ..... 1-0**

1986-87	W	80-64	(H)
---------	---	-------	-----

**Troy State ..... 1-1**

1977-78	W	71-61
1979-80	L	78-92

**Tulane ..... 10-7**

1978-79	L	65-78	
1979-80	L	74-95	
	L	65-75	
1980-81	L	60-70	(A)
1981-82	W	89-70	(H)
1982-83	W	81-56	(H)
	W	91-65	(A)
1983-84	L	71-77	(A)
	W	86-79	(H)
1984-85	L	56-59	(A)

	W	81-47	(H)
1985-86	W	71-70	(H)
	L	60-75	(A)
1989-90	W	103-66	(H)
	W	100-45	(A)
1990-91	W	87-60	(H)
	W	104-66	(A)

**Valdosta State ..... 1-11**

1974-75	L	42-53	
	L	50-54	
	L	32-49	
1975-76	L	44-91	
	L	50-101	
1976-77	L	65-104	
	L	60-92	
1977-78	L	57-92	
1980-81	L	58-62	(N)
1981-82	W	82-69	(N)
1986-87	L	66-75	(H)
1987-88	L	77-83	(A)

**Virginia ..... 0-7**

1990-91	L	77-92	(A)
1991-92	L	60-87	(H)
	L	43-81	(A)
1992-93	L	66-78	(H)
	L	68-76	(A)
1993-94	L	56-82	(A)
	L	50-59	(H)

**Virginia Tech ..... 10-8**

1979-80	W	67-57	
	L	54-77	
1981-82	W	93-82	(A)
1983-84	L	63-68	(A)
1984-85	W	85-77	(H)
	L	65-86	(N)
1985-86	L	68-73	(A)
1986-87	L	78-91	(A)
	W	70-65	(H)
	L	67-68	(N)
1987-88	W	61-59	(H)
	L	81-97	(A)
1988-89	L	67-68	(A)
	W	69-66	(H)
1989-90	W	68-64	(A)
	W	69-52	(H)
1990-91	W	78-64	(A)
	W	76-53	(H)

**Wake Forest ..... 3-4**

1991-92	W	86-83	(A)
	L	64-67	(H)
1992-93	L	53-57	(A)
	W	77-73	(H)
1993-94	W	66-60	(H)
	L	79-82	(A)
	L	57-72	(N)

**Western Kentucky ..... 0-2**

1983-84	L	74-79	(N)
1990-91	L	69-72	(N)

**West Florida ..... 1-0**

1975-76	W	100-16
---------	---	--------

**West Georgia ..... 2-2**

1975-76	L	61-88	
1976-77	L	54-79	
1978-79	W	73-59	
1985-86	W	67-57	(H)



Wanda Burns led the Seminoles from 1988-91 and is ranked among the all-time career and single season leaders in 12 categories.



S E A S O N R E C O R D S

*Points*

1. Sue Galkantas, 1982 ..... 710 pts in 29 games
2. Sue Galkantas, 1981 ..... 627 pts in 34 games
3. Wanda Burns, 1991 ..... 572 pts in 31 games
4. Bev Burnette, 1988 ..... 533 pts in 25 games
5. Tia Paschal, 1993 ..... 524 pts in 27 games
6. Wanda Burns, 1990 ..... 515 pts in 29 games
7. Cherry Rivers, 1980 ..... 514 pts in 31 games
8. Chantelle Dishman, 1991 ..... 503 pts in 31 games
9. Sue Galkantas, 1984 ..... 495 pts in 28 games
10. Sue Galkantas, 1983 ..... 491 pts in 29 games

*Scoring Average*

1. Sue Galkantas, 1981 ..... 21.6 (627 pts in 29 games)
2. Bev Burnett, 1988 ..... 21.3 (533 pts in 25 games)
3. Sue Galkantas, 1980 ..... 20.9 (710 pts in 34 games)
4. Tia Paschal, 1993 ..... 19.4 (524 pts in 27 games)
5. Wanda Burns, 1991 ..... 18.5 (572 pts in 31 games)
6. Laine Lasseter, 1979 ..... 18.4 (415 pts in 22 games)
7. Wanda Burns, 1990 ..... 17.8 (515 pts in 29 games)
- Cherry Rivers, 1979 ..... 17.8 (464 pts in 26 games)
- Jackie Arnold, 1978 ..... 17.8 (410 pts in 23 games)
10. Sue Galkantas, 1984 ..... 17.7 (495 pts in 31 games)

*Steals*

1. Tia Paschal, 1993 ..... 96 in 27 games
2. Brenda Cliette, 1987 ..... 94 in 24 games
3. Brenda Cliette, 1983 ..... 77 in 29 games
- Wanda Burns, 1990 ..... 77 in 30 games
5. Tia Paschal, 1991 ..... 75 in 32 games
6. Glenda Stokes, 1992 ..... 68 in 37 games
7. Chris Davis, 1991 ..... 66 in 32 games
8. Danielle Ryan, 1991 ..... 65 in 32 games
9. Lisa Foglio, 1982 ..... 64 in 26 games
10. Allison Percy, 1993 ..... 63 in 26 games

*Rebounds*

1. Cherry Rivers, 1977 ..... 336 in 24 games
2. Brenda Cliette, 1987 ..... 302 in 24 games
3. Sue Galkantas, 1982 ..... 296 in 34 games
4. Glenda Stokes, 1980 ..... 294 in 35 games
5. Glenda Stokes, 1982 ..... 276 in 37 games
6. Sue Galkantas, 1981 ..... 270 in 29 games
7. Brenda Cliette, 1983 ..... 269 in 29 games
- Lorraine Rimson, 1984 ..... 269 in 31 games
9. LeeVayn Oliver, 1982 ..... 260 in 35 games
10. Cherry Rivers, 1980 ..... 257 in 31 games

*Rebound Average*

1. Cherry Rivers, 1977 ..... 14.0 (336 in 24 games)
2. Brenda Cliette, 1987 ..... 12.6 (302 in 24 games)
3. Cherry Rivers, 1978 ..... 10.3 (226 in 22 games)
4. Laine Lasseter, 1979 ..... 10.0 (222 in 22 games)
5. Sue Galkantas, 1981 ..... 9.3 (270 in 29 games)

- Brenda Cliette, 1983 ..... 9.3 (269 in 29 games)
7. Chantelle Dishman, 1992 ..... 8.8 (246 in 28 games)
8. Sue Galkantas, 1982 ..... 8.7 (296 in 34 games)
- Lorraine Rimson, 1984 ..... 8.7 (269 in 31 games)
10. Glenda Stokes, 1980 ..... 8.4 (294 in 35 games)

*Assists*

1. Shirley Silsby, 1977 ..... 184 in 23 games
2. Sheri Kaminski, 1984 ..... 155 in 31 games
3. Wanda Burns, 1991 ..... 136 in 31 games
4. Lynn Marnie, 1982 ..... 135 in 36 games
5. Allison Percy, 1993 ..... 129 in 26 games
6. Rose Harper, 1980 ..... 125 in 35 games
- Sunnie Harper, 1980 ..... 125 in 35 games
8. Robin Corn, 1990 ..... 119 in 30 games
9. Wanda Burns, 1990 ..... 103 in 29 games
10. Teresa Tinsley, 1979 ..... 102 in 27 games

*Blocks*

1. Laine Lasseter, 1980-81 ..... 48
2. Mary Buchanon, 1986-87 ..... 34
3. Brenda Cliette, 1982-83 ..... 32
- Sarah Hall, 1985-86 ..... 32
5. Sarah Hall, 1984-85 ..... 30
6. Chris Davis, 1989-90 ..... 27
- Chantelle Dishman, 1990-91 ..... 27
8. Sarah Hall, 1986-87 ..... 24
9. Veronica Bouknight, 1985-86 ..... 21
10. Maria Larde, 1988-89 ..... 17
- Chantelle Dishman, 1991-92 ..... 17

*Field Goal Attempts*

1. Sue Galkantas, 1981-82 ..... 536
2. Sue Galkantas, 1980-81 ..... 520
3. Tia Paschal, 1992-93 ..... 418
4. Wanda Burns, 1989-90 ..... 404
5. Wanda Burns, 1990-91 ..... 396
6. Christy Derlak, 1993-94 ..... 388
7. Lorraine Rimson, 1983-84 ..... 376
8. Sue Galkantas, 1983-84 ..... 374
9. Chris Davis, 1989-90 ..... 372
10. Lisa Foglio, 1982-83 ..... 357

*Field Goals*

1. Sue Galkantas, 1981-82 ..... 282
2. Sue Galkantas, 1980-81 ..... 261
3. Tia Paschal, 1992-93 ..... 219
4. Sue Galkantas, 1983-84 ..... 192
5. Lisa Foglio, 1981-82 ..... 190
6. Chantelle Dishman, 1991-92 ..... 187
7. Wanda Burns, 1989-90 ..... 186
- Wanda Burns, 1991-92 ..... 186
9. Sue Galkantas, 1982-83 ..... 184
- Lisa Foglio, 1982-83 ..... 184



**Field Goal Percentage**  
(Minimum of 100)

1. Chantelle Dishman, 1991 ..... .656 (191-291 in 31 games)
2. Glenda Stokes, 1983 ... .602 (103-171 in 29 games)
3. Lisa Foglio, 1982 ..... .596 (190-319 in 26 games)
4. Chantelle Dishman, 1992 ..... .582 (146-251 in 28 games)
5. Sue Galkantas, 1983 ... .570 (184-323 in 29 games)
6. Chantelle Dishman, 1990 ..... .565 (131-232 in 29 games)
7. Laine Lasseter, 1980 .... .560 (162-290 in 21 games)
8. LeeVayn Oliver, 1984 .. .534 (140-262 in 31 games)
9. Sue Galkantas, 1982 ... .526 (282-535 in 34 games)
10. Tia Paschal, 1993 ..... .524 (219-418 in 27 games)

**Free Throw Percentage**  
(Minimum of 50)

1. Wanda Burns, 1991 .... .827 (115-139 in 29 games)
2. Lisa Foglio, 1983 ..... .819 (77-94 in 29 games)
3. Chris Davis, 1990 ..... .809 (76-94 in 30 games)
- Sheri Kaminski, 1985 ..... .809 (51-63 in 24 games)
5. Danielle Ryan, 1992 ..... .805 (91-113 in 28 games)
6. Lisa Foglio, 1981 ..... .802 (65-81 in 27 games)
7. Danielle Ryan, 1993 ..... .800 (72-90 in 27 games)
8. Sue Galkantas, 1983 ... .799 (123-154 in 29 games)
9. Wanda Burns, 1991 .... .791 (125-158 in 31 games)
10. Bev Burnett, 1988 ..... .775 (131 -169 in 25 games)

**Three Point Attempts**

1. Christy Derlak, 1993-94 ..... 138
2. Wanda Burns, 1990-91 ..... 111
3. Alison Arnoldi, 1993-94 ..... 102
4. Wanda Burns, 1989-90 ..... 100
5. Robin Storey, 1988-89 ..... 99
6. Christy Derlak, 1992-93 ..... 66
7. Allison Peercy, 1992-93 ..... 59
8. Allison Peercy, 1993-94 ..... 56
9. Danielle Ryan, 1992-93 ..... 45
10. Christy Derlak, 1991-92 ..... 34
- Allison Peercy, 1991-92 ..... 34

**3-Point Field Goals Made**  
(Minimum of 10)

1. Robin Storey, 1989 ..... 47 in 27 games
2. Wanda Burns, 1991 ..... 41 in 31 games
3. Wanda Burns, 1990 ..... 28 in 29 games
4. Christy Derlak, 1993 ..... 23 in 27 games
5. Danielle Ryan, 1993 ..... 19 in 27 games
6. Christy Derlak, 1992 ..... 10 in 27 games

**3-Point Field Goal Percentage**  
(Minimum of 10 Made)

1. Robin Storey, 1989 ..... .475 (47-99 in 27 games)
2. Danielle Ryan, 1993 ..... .422 (19-45 in 27 games)
3. Christy Derlak, 1993 ..... .348 (23-66 in 27 games)

4. Alison Arnoldi, 1993 ..... .333 (12-36 in 25 games)
- Wanda Burns, 1991 ..... .333 (41-123 in 31 games)
6. Christy Derlak, 1992 ..... .286 (10-35 in 28 games)
7. Wanda Burns, 1990 ..... .280 (28-100 in 29 games)

**30-Point Club**

- 38 ..... Tia Paschal vs. UNC (1993)
- 37 ..... Sue Galkantas vs. Florida (1980)
- 36 ..... Tia Paschal vs. Maryland (1993)
- 34 ..... Sue Galkantas vs. Tulane (1983),  
Florida A&M (1986)
- 34 ..... Laine Lasseter vs. SE Louisiana (1980)
- 34 ..... Bev Burnett vs. Florida A&M(1986),  
Virginia Tech (1988)
- 34 ..... Chantelle Dishman vs. Marquette (1991)
- 33 ..... Danielle Ryan vs. Maryland (1993)
- 33 ..... Sue Galkantas vs. Middle Tennessee State (1983),  
vs. Georgia State (1980), vs. Virginia Tech (1982)
- 33 ..... Laine Lasseter vs. Mercer (1981)
- 33 ..... Christy Derlak vs. UT-Chattanooga (1993)
- 32 ..... Bev Burnett vs. South Florida (1986)
- 32 ..... Sue Galkantas vs. South Alabama (1986)
- 32 ..... Laine Lasseter vs. Florida (1986)
- 31 ..... Bev Burnett vs. Southern Mississippi (1989)
- 31 ..... Wanda Burns vs. Southern Mississippi (1990)
- 31 ..... Laine Lasseter vs. Florida (1979)
- 30 ..... Bev Burnett vs. Southern Mississippi, Louisville,  
Georgia Southern (1988)
- 30 ..... Lisa Foglio vs. Miami (1982)
- 30 ..... Sue Galkantas vs. Kent State,  
Memphis State, Tulane (1982)
- 30 ..... Cherry Rivers vs. Miami (1980)
- 30 ..... Christy Derlak vs. Duke (1994)

**Rebound Club**

- 23 ..... Laine Lasseter vs. South Florida (1978)
- 21 ..... Glenda Stokes vs. Virginia Tech (1982)
- 19 ..... Chris Brokas vs. Troy State (1979)
- 19 ..... LeeVayn Oliver vs. Cincinnati (1981)
- 18 ..... Sarah Hall vs. Central Florida (1986)
- 17 ..... Ursula Woods vs. Maryland (1993)
- 17 ..... Chantelle Dishman vs. Miami (1991)
- 17 ..... Brenda Cliette vs. Montclair State (1983)
- 17 ..... Sue Galkantas vs. Florida (1979),  
vs. Georgia Tech (1980)
- 17 ..... Laine Lasseter vs. Florida (1979)
- 17 ..... Sarah Hall vs. West Georgia (1986)
- 17 ..... Lorraine Rimson vs. Georgetown,  
vs. Radford (1986)
- 16 ..... Sarah Hall vs. Memphis State (1988)
- 16 ..... Laine Lasseter vs. Alabama-Birmingham (1978),  
vs. Appalachian State (1979)
- 16 ..... Lorraine Rimson vs. Florida A&M,  
vs. Cincinnati (1984)
- 16 ..... Cherry Rivers vs. Louisville (1979),  
vs. Miami (1980)
- 16 ..... Tracy Walker vs. Miami (1990)



# CAREER STATISTICAL LEADERS

## Points

1. Sue Galkantas, 1980-84 ..... 2323 in 120 games
2. Tia Paschal, 1989-93 ..... 1662 in 116 games
3. Cherry Rivers, 1976-80 ..... 1636 in 103 games
4. Bev Burnett, 1984-89 ..... 1509 in 97 games
5. Wanda Burns, 1988-91 ..... 1394 in 87 games
6. Chris Davis, 1987-91 ..... 1365 in 110 games
7. Danielle Ryan, 1989-93 ..... 1289 in 117 games
8. Chantelle Dishman, 1989-93 ..... 1278 in 94 games
9. Laine Lasseter, 1978-82 ..... 1265 in 86 games
10. Lisa Foglio, 1980-83 ..... 1227 in 82 games

## Scoring Average

1. Sue Galkantas, 1980-83 .. 19.4 (2323 in 120 games)
2. Wanda Burns, 1988-91 ..... 16.0 (1394 in 87 games)
3. Cherry Rivers, 1976-80 ... 15.9 (1636 in 103 games)
4. Jackie Arnold, 1977-79 ..... 15.8 (727 in 46 games)
5. Bev Burnett, 1984-89 ..... 15.6 (1509 in 97 games)
6. Lisa Foglio, 1980-83 ..... 15.0 (1227 in 82 games)
7. Laine Lasseter, 1978-82 ..... 14.6 (1265 in 86 games)
8. Lorraine Rimson, 1983-85 .. 14.6 (1138 in 78 games)
9. Tia Paschal, 1989-93 ..... 14.3 (1662 in 116 games)
10. Brenda Cliette, 1982-87 ..... 14.1 (746 in 53 games)

## Steals

1. Tia Paschal, 1989-93 ..... 269 in 116 games
2. Chris Davis, 1987-91 ..... 221 in 110 games
3. Glenda Stokes, 1979-83 ..... 201 in 110 games
4. Danielle Ryan, 1989-93 ..... 197 in 117 games
5. Cherry Rivers, 1976-80 ..... 189 in 103 games
6. Lisa Foglio, 1980-83 ..... 181 in 82 games
7. Robin Corn, 1987-92 ..... 175 in 42 games
8. Wanda Burns, 1988-91 ..... 172 in 87 games
9. Brenda Cliette, 1982-87 ..... 171 in 53 games
- Sheri Kaminski, 1980-84 ..... 171 in 98 games

## Rebounds

1. Cherry Rivers, 1976-80 ..... 1026 in 103 games
2. Sue Galkantas, 1980-84 ..... 1006 in 120 games
3. Glenda Stokes, 1979-83 ..... 938 in 130 games
4. LeeVayn Oliver, 1980-84 ..... 869 in 122 games
5. Sarah Hall, 1984-88 ..... 785 in 110 games
6. Chantelle Dishman, 1989-93 ..... 777 in 94 games
7. Tia Paschal, 1989-93 ..... 703 in 116 games
8. Lorraine Rimson, 1983-86 ..... 652 in 78 games
9. Laine Lasseter, 1978-82 ..... 624 in 86 games
10. Chris Brokas, 1976-79 ..... 580 in 64 games

## Rebound Average

1. Brenda Cliette, 1982-87 ..... 10.8 (571 in 53 games)
2. Cherry Rivers, 1976-80 ... 10.0 (1029 in 103 games)
3. Chris Brokas, 1976-79 ..... 9.1 (530 in 64 games)
4. Sue Galkantas, 1980-84 ..... 8.4 (652 in 78 games)

- Lorraine Rimson, 1983-85 ..... 8.4 (1006 in 122 games)
6. Chantelle Dishman, 1989-93 .. 8.2 (777 in 94 games)
7. Glenda Stokes, 1979-83 ..... 7.2 (938 in 130 games)
- Laine Lasseter, 1978-82 ..... 7.2 (624 in 86 games)
9. Sarah Hall, 1984-88 ..... 7.1 (785 in 110 games)
- LeeVayne Oliver, 1980-84 .... 7.1 (869 in 122 games)
- Jackie Arnold, 1977-79 ..... 7.1 (325 in 46 games)

## Assists

1. Robin Corn, 1987-92 ..... 360 in 112 games
2. Sheri Kaminski, 1983-87 ..... 355 in 98 games
3. Shirley Silsby, 1976-79 ..... 348 in 69 games
4. Wanda Burns, 1988-91 ..... 331 in 69 games
5. Danielle Ryan, 1989-93 ..... 301 in 87 games
6. Lynn Marnie, 1980-83 ..... 293 in 86 games
7. Chris Davis, 1987-91 ..... 282 in 110 games
8. Lisa Foglio, 1980-83 ..... 274 in 82 games
9. Rose Harper, 1977-81 ..... 268 in 111 games
10. Sunnie O'Neal, 1980-83 ..... 253 in 72 games

## Field Goal Percentage

1. Chantelle Dishman, 1989-93 .. .601 (483-803 in 94 games)
2. Lisa Foglio, 1980-83 ..... .542 (513-946 in 82 games)
3. Sue Galkantas, 1980-84 .... .524 (919-1753 in 120 games)
4. Laine Lasseter, 1978-82 ..... .521 (540-1036 in 86 games)
5. LeeVayn Oliver, 1980-84 ..... .520 (498-957 in 122 games)
6. Danielle Ryan, 1989-93 ..... .514 (508-989 in 117 games)
7. Glenda Stokes, 1979-83 ..... .504 (417-827 in 130 games)
8. Tia Paschal, 1989-91 ... .502 (683-1360 in 116 games)
9. Chris Davis, 1987-91 ... .481 (527-1134 in 110 games)
10. Lynn Dee McDonald, 1979-81 ... .467 (154-330 in 130 games)

## Free Throw Percentage

1. Lisa Foglio, 1980-83 ..... .788 (201-255 in 82 games)
2. Wanda Burns, 1988-91 .777 (271-349 in 87 games)
3. Danielle Ryan, 1989-92 ..... .761 (251-330 in 114 games)
4. Sue Galkantas, 1980-84 ..... .745 (485-651 in 120 games)
5. Allison Peercy, 1991-93 .743 (110-148 in 54 games)
6. Sheri Kaminski, 1983-87 ..... .732 (208-284 in 98 games)
7. Bev Burnett, 1984-87 ... .708 (354-500 in 97 games)
8. Tia Paschal, 1989-93 .. .703 (286-407 in 116 games)
9. Chris Davis, 1987-91 . .701 (250-357 in 110 games)
10. Lorraine Rimson, 1983-85 ..... .686 (232-338 in 78 games)

## Games Played

1. Glenda Stokes, 1979-83 ..... 130
2. LeeVayne Oliver, 1980-84 ..... 122
3. Sue Galkantas, 1980-84 ..... 120
4. Danielle Ryan, 1989-93 ..... 117
5. Tia Paschal, 1989-93 ..... 116
6. Christy Derlak, 1990-94 ..... 113
7. Robin Corn, 1988-89 ..... 112
8. Rose Harper, 1977-81 ..... 111
9. Chris Davis, 1987-91 ..... 110
- Sarah Hall, 1984-88 ..... 110
- Jan Piatnik, 1984-88 ..... 110



INDIVIDUAL YEAR-BY-YEAR LEADERS

Points

YEAR	NAME	GAMES	POINTS	AVG
1994	C. Derlack	27	464	17.1
1993	T. Paschal	27	524	19.4
1992	T. Paschal	29	440	15.7
1991	W. Burns	28	490	17.5
1990	W. Burns	29	515	17.8
1989	B. Burnette	23	365	15.9
1988	B. Burnette	25	533	21.3
1987	V. Harris	26	358	13.8
1986	S. Hall	28	298	10.6
1985	L. Rimson	24	391	16.3
1984	S. Galkantas	28	495	17.6
1983	S. Galkantas	29	491	16.9
1982	S. Galkantas	29	710	24.4
1981	S. Galkantas	34	637	18.4
1980	C. Rivers	31	514	16.5
1979	C. Rivers	36	464	12.8
1978	J. Arnold	23	410	17.8
1977	C. Rivers	24	336	14.0
1976	C. Brokas	29	389	13.4
1974	M. Graham	18	153	8.5

Field Goal Percentage

YEAR	NAME	GAMES	FG/FGA	PERCENT
1994	K. Cobbins	26	49/92	.532
1993	T. Paschal	27	219/418	.524
1992	C. Dishman	28	146/251	.582
1991	C. Dishman	31	191/291	.656
1990	T. Walker	28	74/125	.592
1989	A. Harvis	27	77/139	.554
1988	S. Grimes	16	14/23	.609
1987	V. Harris	26	107/249	.440
1986	V. Bournight	25	81/167	.485
1985	C. Slater	28	152/316	.481
1984	L. Oliver	31	140/262	.534
1983	G. Stokes	29	103/171	.602
1982	L. Foglio	26	190/319	.595
1981	L. Lassefer	28	154/296	.520
1980	L. Lassefer	21	162/290	.560
1979	L. Lassefer	22	173/348	.497
1974	M. Graham	18	86/208	.410

Field Goals Made

YEAR	NAME	NUMBER
1994	C. Derlack	150
1993	T. Paschal	219
1992	T. Paschal	176
1991	W. Burns	203
1990	W. Burns	186
1989	C. Davis	151
1988	C. Burnett	201
1987	V. Harris	161
1986	B. Burnett	141
1985	L. Rimson & C. Slater	152
1984	S. Galkantas	192
1983	S. Galkantas & L. Foglio	184
1982	S. Galkantas	282
1981	S. Galkantas	261
1980	C. Rivers	216

Field Goal Attempts

YEAR	NAME	ATTEMPTS
1994	C. Derlack	388
1993	T. Paschal	418
1992	T. Paschal	349
1991	W. Burns	435
1990	W. Burns	404
1989	B. Burnett	311
1988	B. Burnett	459
1987	V. Harris	374
1986	B. Burnett	299
1985	L. Rimson	334
1984	L. Rimson	376
1983	L. Foglio	357
1982	S. Galkantas	536
1981	S. Galkantas	520
1980	C. Rivers	476

Free Throw Percentage

YEAR	NAME	GAMES	FT/FTA	PERCENT
1994	A. Peercy	22	84/111	.757
1993	D. Ryan	27	72/90	.800
1992	L. Taylor	11	10/10	1.000
1991	W. Burns	29	115/139	.827
1990	C. Davis	30	76/94	.809
1989	A. Harvis	27	47/67	.701
1988	B. Burnette	25	131/169	.775
1987	T. McCarty	24	32/42	.760
1986	S. Kaminski	17	38/51	.745
1985	S. Kaminski	24	51/63	.809
1984	S. Galkantas	28	111/144	.771
1983	L. Foglio	29	77/94	.819
1982	L. Foglio	26	59/80	.739
1981	L. Foglio	27	65/81	.802
1980	L. McDonald	28	103/150	.687
1979	R. Harper	27	39/56	.696
1976	L. DeJong	29	67/97	.691
1975	Y. McKinney	37	29/38	.760
1974	M. Graham	18	62/94	.660

Free Throws Made

YEAR	NAME	NUMBER
1994	C. Derlack	122
1993	C. Derlack	90
1992	C. Dishman	104
1991	W. Burns	125
1990	W. Burns	115
1989	B. Burnett	87
1988	B. Burnett	131
1987	B. Cliette	65
1986	B. Burnett	81
1985	L. Rimson	87
1984	S. Galkantas	111
1983	S. Galkantas	123
1982	S. Galkantas	146
1981	S. Galkantas	105
1980	L. McDonald	103



# R E C O R D B O O K

## Free Throw Attempts

YEAR	NAME	ATTEMPTS
1994	C. Derlak	164
1993	C. Derlak	147
1992	C. Dishman	145
1991	C. Dishman	173
1990	W. Burns	139
1989	B. Burnett	139
1988	B. Burnett	133
1987	B. Cliette	130
1986	B. Burnett	115
1985	L. Rimson	127
1984	S. Galkantas	144
1983	S. Galkantas	154
1982	S. Galkantas	214
1981	S. Galkantas	139
1980	L. McDonald	150

## Steals

YEAR	NAME	GAMES	STEALS
1994	C. Derlak	27	40
1993	T. Paschal	27	96
1992	G. Stokes	37	68
1991	T. Paschal	32	75
1990	W. Burns	29	77
1989	C. Davis	27	56
1988	C. Davis	21	41
1987	B. Cliette	24	91
1986	S. Kaminski	17	32
1985	C. Slater	28	42
1984	S. Kaminski	31	55
1983	B. Cliette	29	77
1982	G. Stokes	36	65
1981	G. Stokes	36	65
1980	G. Stokes	35	54

## Rebounding

YEAR	NAME	GAME REBOUNDS	AVG	
1994	K. Cobbins	26	156	6.0
1993	T. Paschal	27	200	7.4
1992	C. Dishman	28	246	8.8
1991	C. Dishman	29	228	7.9
1990	C. Dishman	29	203	7.0
1989	D. Collins	26	145	5.6
1988	S. Hall	27	173	6.4
1987	B. Cliette	24	302	12.6
1986	S. Hall	28	233	8.3
1985	S. Hall	27	189	7.0
1984	L. Rimson	31	269	8.7
1983	B. Cliette	29	269	9.3
1982	S. Galkantas	34	296	8.7
1981	S. Galkantas	29	269	9.3
1980	G. Stokes	35	294	8.4
1979	L. Lassester	22	222	10.0
1978	C. Rivers	22	226	10.3
1977	C. Rivers	24	336	14.0
1976	P. Harstvedt	29	247	8.5

## Assists

YEAR	NAME	GAMES	ASSISTS
1994	A. Percy	27	100
1993	A. Percy	26	129
1992	D. Ryan	28	94
1991	W. Burns	31	136
1990	R. Corn	30	119

1989	W. Burns	27	92
1988	R. Corn	27	75
1987	S. Kaminski	25	87
1986	J. Piatnik	27	80
1985	C. Slater	28	74
1984	S. Kaminski	31	155
1983	L. Foglio	29	96
1982	L. Marnie	36	135
1981	L. Foglio	27	98
1980	R. Harper	35	125
1979	T. Tinsley	27	102
1977	S. Silsby	23	184

## Three-Point Percentage

YEAR	NAME	GAMES	PERCENTAGE
1994	A. Arnoldi	25	.394
1993	D. Ryan	27	.422
1992	C. Derlak	27	.286
1991	W. Burns	31	.333
1990	W. Burns	29	.280
1989	R. Storey	27	.475

## Three-Pointers Made

YEAR	NAME	GAMES	MADE
1994	C. Derlak	27	47
1993	C. Derlak	27	23
1992	C. Derlak	27	10
1991	W. Burns	31	41
1990	W. Burns	29	28
1989	R. Storey	27	47

## Three-Point Attempts

YEAR	NAME	GAMES	ATTEMPTS
1994	C. Derlak	27	138
1993	C. Derlak	27	66
1992	A. Percy	28	37
1991	W. Burns	31	123
1990	W. Burns	29	100
1989	R. Storey	27	99

## Blocked Shots

YEAR	NAME	GAMES	MADE
1994	K. Walker	27	13
1993	T. Paschal	27	13
1991	C. Dishman	22	28
1991	C. Davis	27	32
1990	C. Davis	27	30
1989	M. Lardie	27	17
1988	S. Hall	27	24
1987	M. Buchanan	27	34
1986	S. Hall	28	32
1985	S. Hall	27	30
1984	S. Galkantas	28	12
1983	B. Cliette	29	32
1982	G. Stokes	37	16
1981	L. Lassester	28	48
1980	L. Lassester	21	28

## Most Consecutive Wins

10 by..... 1981-82, 1982-83, 1990-91

## Most Consecutive Losses

9 by..... 1987-88



ALL-TIME LETTERWINNERS

A

Abraham, Joanne ..... 1971-73  
 Adams, Leslie ..... 1993  
 Alexander, Vicki ..... 1977  
 Allen, Deb ..... 1972-74  
 Arnold, Jackie ..... 1978-79  
 Arnoldi, Alison ..... 1990-93  
 Atkinson, Angela ..... 1993

B

Bailey, Jan ..... 1974-76  
 Baker, Jill ..... 1981-84  
 Barineau, Karen ..... 1978-79  
 Battles, Judy ..... 1975-77  
 Blaydes, Diane ..... 1979-80  
 Boehmer, Cindy ..... 1973-76  
 Bouknight, Veronica ..... 1986  
 Brokas, Chris ..... 1976-77  
 Brown, Susan ..... 1974-76  
 Buchanan-Berryhill, Mary .. 1987, 92  
 Burgun, Ruthann ..... 1981  
 Burnette, Bev ..... 1985-88  
 Burns, Wanda ..... 1988-91  
 Burroughs, Joye ..... 1982

C

Cannon, Mary Anne ..... 1973-76  
 Clark, Gussie ..... 1985-88  
 Cliette, Brenda ..... 1983-86  
**Cobbins, Katina ..... 1991, 93**  
 Collins, Ann ..... 1977-78  
 Collins, Debra ..... 1989  
 Colquitt, Emma ..... 1973-76  
 Corn, Robin ..... 1987-89, 91

D

Davis, Chris ..... 1988-91  
 Davis, Melissa ..... 1978  
 Davis, Vicki ..... 1971-73  
 Derlak, Christy ..... 1990-93  
 Dishman, Chantelle ..... 1989-92  
 Drew, Tizza ..... 1977

E

Edwards, Debbie ..... 1970-72  
 Eilbacher, Denise ..... 1977-78  
 Erickson, Cathy ..... 1993

F

Fahey, Meg ..... 1982  
 Frank, Cindy ..... 1971-73  
 Frank, Michelle ..... 1993-94  
 Foglio, Lisa ..... 1981-83  
 Fowler, Tanya ..... 1988-91

G

Gailey, Becky ..... 1978

Galkantas, Nancy ..... 1982-83  
 Galknatas, Sue ..... 1981-84  
 Galloway, Karen ..... 1990-91  
 Garrett, Val ..... 1985-88  
 Glover, Cheryl ..... 1986  
 Golden, Scooby ..... 1979-80  
 Gomez, Jan ..... 1970-71  
 Gonzalez, Clara ..... 1975-77  
 Graham, Marlene ..... 1973-76  
 Gray, Joan ..... 1970-72  
 Gray, Linda ..... 1979-81  
 Grimes, Sarah ..... 1988-89  
 Gwyn, Moody ..... 1986

H

Hall, Sarah ..... 1985-88  
 Harden, Gina ..... 1985-88  
 Harper, Rose ..... 1978-81  
 Harris, Valene ..... 1986-87  
 Harvis, Aline ..... 1988-89  
 Harstvedt, Peggy ..... 1976-78  
 Hatzell, Brauna ..... 1978  
 Hodge, Shannon ..... 1988-91  
 Houston, Candi ..... 1970-71

I

Ivy, Rita ..... 1970-72

K

Kaminski, Sheri ..... 1984-87  
 Kocsis, Francene ..... 1975-76  
 Koontz, Barb ..... 1974-76

L

Lappe, Martha ..... 1978-79  
 Laine, Charlene ..... 1970-72  
 Lardie, Maria ..... 1989-90  
 Lasseeter, June ..... 1980  
 Lasseeter, Laine ..... 1979-82  
 Lopez, Luz ..... 1989-90

M

Macon, Stacy ..... 1977  
 Marnie, Lynn ..... 1980-83  
 McCarty, Terri ..... 1985-88  
 McDonald, Lynn Dee ..... 1980-81  
 McGowen, Linda-Ann ..... 1984-86  
 McKinney, Yvette ..... 1973-74

N

Nelson, Val ..... 1977

O

Oliver, LeeVayne ..... 1981-84  
 O'Neal, Sunnie ..... 1980-82  
 Owen, Anne ..... 1970-71

P

Palgut, Karyn ..... 1982  
 Parr, Barb ..... 1974-76  
 Paschal, Tia ..... 1989-92  
**Peercy, Allison ..... 1991-93**  
 Piatnik, Jan ..... 1985-88  
 Pink, Patti ..... 1976-77  
 Podulka, Kris ..... 1979-81  
 Preston, Antonette ..... 1993  
 Preston, Gayle ..... 1975-76  
 Putzi, Debbie ..... 1981

R

Rickardson, Kim ..... 1977  
 Rimson, Lorraine ..... 1984-85  
 Rivers, Cherry ..... 1977-80  
 Robinson, Connie ..... 1991-92  
 Ruffo, Sandra ..... 1978  
 Ryan, Danielle ..... 1989-92

S

Shuler, Meg ..... 1979  
 Seamon, Susan ..... 1971-73  
 Shannon, Darlene ..... 1978-79  
 Sharpe, Joanne ..... 1970-72  
 Shaw, Jode ..... 1975  
 Shields, Dawn ..... 1980  
 Slater, Celia ..... 1984-85  
 Smith, Lori ..... 1984  
 Spercing, Vicki ..... 1971-72  
 Sildsby, Shirley ..... 1976-78  
 Stokes, Glenda ..... 1980-83  
 Stone, Penny ..... 1985  
 Storey, Robin ..... 1988-89

T

**Taylor, Liberty ..... 1991-93**  
 Test, Kelli ..... 1988-91  
 Thomas, Karen ..... 1989-90  
 Thomas, Terry ..... 1978  
 Thrapp, Susie ..... 1981  
 Tinsley, Teresa ..... 1979-80  
 Tippins, Debbie ..... 1977  
 Tucker, Angela ..... 1987-88

W

**Walker, Kaila ..... 1993**  
 Walker, Tracy ..... 1989-90  
 Washington, Sharron ..... 1993  
 Weigand, Cheryl ..... 1976-78  
 Wood, Lahna ..... 1983  
 Wright, Diana ..... 1971-72  
 Wright, Monica ..... 1970-72

*Active players in Bold*



YEAR-BY-YEAR RESULTS

1973-74 (7-3)

HEAD COACH MILLIE USHER

Florida	39- 49	L
Barry College	50- 33	W
Florida	52- 36	W
Flagler	53- 35	W
Florida	32- 31	W
Mercer	45- 64	L
Flagler	31- 41	L
South Florida	62- 41	W
Flagler	76- 38	W
Florida	48- 45	W

1974-75 (15-17)

HEAD COACH MILLIE USHER

Albany State	62- 55	W
Valdosta State	42- 53	L
Florida A&M	77- 34	W
Shorter College	52- 65	L
Shorter College	63- 78	L
Savannah State	48- 70	L
South Florida	68- 40	W
Miami-Dade South	59- 41	W
Rollins College	61- 48	W
Florida	44- 67	L
Flagler	51- 60	L
Florida	53- 47	W
Georgia Tech	58- 22	W
Shorter College	36- 54	L
Tift	58- 47	W
Valdosta State	50- 54	L
Albany State	43- 61	L
Florida A&M	47- 26	W
Florida	41- 49	L
Tampa	48- 36	W
Flagler	52- 29	L
Miami	59- 45	W
South Florida	70- 53	W
Florida	44- 28	W
Flagler	59- 55	W
Flagler	45- 53	L
Miami-Dade North	59- 40	W
Auburn	51- 64	L
Fort Valley	43- 58	L

1975-76 (11-12)

HEAD COACH MILLIE USHER

Rollins	56- 43	W
Albany State	50- 71	L
West Florida	100- 16	W
South Florida	57- 41	W

Tampa	66- 48	W
Rollins	64- 56	W
Valdosta State	44- 91	L
Tampa	82- 50	W
West Georgia	61- 88	L
Talladega College	55-100	L
College of Charleston	61- 93	L
Albany State	44- 73	L
Miami-Dade South	67- 70	L
Florida International	58- 35	W
Pensacola Jr College	73- 51	W
Florida	65- 59	W
Georgia Southern	54- 83	L
Florida	45- 64	L
Miami-Dade Dntn	73- 51	W
Florida International	81- 44	W
Florida	45- 68	L
Valdosta State	50-101	L
Florida	39- 55	L



1976-77 (10-12)

HEAD COACH DIANE MURPHY

Albany State	38- 87	L
Mercer	53- 96	L
Florida	54- 80	L
Valdosta State	65-104	L
John Abbott College	62- 60	W
Stetson	78- 29	W
Florida	65- 67	L
Rollins	87- 52	W
Central Florida	77- 63	W
Dayton	104- 33	W
South Alabama	87- 66	W
Albany State	65- 79	L
Alabama State	73- 80	L
West Georgia	54- 79	L
Judson College	97- 79	W
Stetson	72- 57	W
Pensacola Jr College	86- 40	W
Valdosta State	60- 92	L
South Florida	69- 46	W

Florida	67- 72	L
Florida	60- 72	L
Delta State	60-106	L

1977-78 (8-8)

HEAD COACH DIANE MURPHY

Valdosta State	57- 92	L
Florida	93- 66	W
Troy State	71- 67	W
South Florida	72- 58	W
Memphis State	69- 91	L
South Carolina	52-115	L
Georgia Southern	71- 79	L
John Abbott College	71- 67	W
Florida A&M	84- 69	W
Florida	63-102	L
South Florida (OT)	84- 76	W
South Florida*	65- 70	L
South Florida*	86- 61	W
South Florida*	59- 61	L

\*State Tournament

1978-79 (17-15)

HEAD COACH DIANE MURPHY

Mississippi State	60- 64	L
South Alabama	76- 43	W
Mercer	73- 83	L
NE Missouri	87- 61	W
Stetson	61- 63	L
South Florida	89- 80	W
Florida	88- 79	W
New Orleans	64- 62	W
Tulane	65- 78	L
Louisville	60- 94	L
Cincinnati	61- 57	W
Alabama-Birmingham	85- 87	L
Memphis State	78-101	L
South Florida	73- 56	W
Florida	91- 72	W
Miami	79- 53	W
New Orleans	101- 66	W
Florida A&M	79- 84	L
Louisville	73- 77	L
West Georgia	73- 59	W
Alabama State	73- 95	L
Alabama-Birmingham	79- 95	L
Miami	74- 95	L
Appalachian State	83- 89	L
Winthrop College	63- 71	L
Florida A&M	61- 77	L
Stetson	89- 56	W
Tampa	90- 56	W
Miami	73- 57	W



Florida	89- 85	W
Florida	101- 94	W
Delta State	64- 93	L



**1979-80 (13-22)**

HEAD COACH JANICE DYKEHOUSE

Mississippi State	61- 73	L
Alabama-Birmingham	85- 95	L
South Carolina	68- 93	L
South Florida	87- 58	W
Florida A&M	74- 61	W
Southern Mississippi	65-107	L
Troy State	78- 92	L
Belhaven	81- 75	W
Miami	82- 64	W
Oral Roberts	68- 74	L
Virginia Tech	67- 57	W
Louisville	67- 86	L
Tulane	74- 95	L
Mississippi College	50- 90	L
Alabama	61- 88	L
Alabama-Birmingham	82- 96	L
Florida	92- 77	W
Miami	93- 74	W
East Carolina	61- 69	L
Mississippi	52- 80	L
Louisville	60- 77	L
Mercer	86-100	L
Northwest Louisiana	85- 81	W
Florida	88- 84	W
Florida Southern	97- 58	W
Virginia Tech	54- 77	L
Southeast Louisiana	70- 73	L
Tulane	65- 75	L
Florida A&M	60- 67	L
South Florida	100- 88	W
Florida	67- 78	L
Miami	72- 61	W
Florida	84- 76	W
Florida	71- 84	L
Mercer	75- 84	L

**1980-81 (14-15)**

HEAD COACH JANICE DYKEHOUSE

Georgia Tech	84- 97	L
Georgia Southern	79- 96	L
South Alabama	79- 82	L
Valdosta State*	58- 62	L
Alabama*	77- 76	W
Florida	90- 48	W
Miami	87- 73	W
Central Florida	92- 75	W
Denver	93- 41	W
Miss U for Women**	73- 70	W
Central Missouri**	60- 69	L
Clemson**	59- 78	L
Indiana	76- 79	L
East Carolina	67- 78	L
Cincinnati	65- 91	L
Florida A&M	76- 64	W
South Florida	79- 41	W
Southeast Louisiana	94- 68	W
Southern Mississippi	69- 73	L
Mercer	76- 80	L
South Carolina	57- 69	L
Miami	62- 55	W
Tulane+	60- 70	L
St. Louis+	78- 56	W
Florida	81- 83	L
South Florida	71- 61	W
Florida A&M	76- 61	W
South Alabama	80- 67	W
Miami++	70- 79	L

*\*Lady Sunshine Classic, Orlando, FL*  
*\*\*MUW Christmas Tournament, Columbus, MS*  
*+Metro Conference Tournament, New Orleans, LA*  
*++FAIA State Tournament, Daytona Beach, FL*

**1981-82 (28-10)**

HEAD COACH JANICE DYKEHOUSE

Stetson	81- 54	W
McNeese State*	69- 62	W
Valdosta State*	82- 69	W
Central Florida	75- 65	W
Kent State**	80- 66	W
Purdue**	65- 39	W
Florida	60- 63	L
Florida International	74- 64	W
Miami	77- 74	W
South Alabama	99- 44	W
Lewis University+	94- 46	W
Miami-Ohio+	89- 68	W
North Carolina+	77- 68	W
South Florida	80- 60	W
Miss U for Women	76- 54	W
Florida	86- 79	W
Virginia Tech	93- 72	W
Old Dominion	65-100	L

Florida A&M	86- 87	L
Memphis State	90-104	L
South Carolina	81- 82	L
Southern Mississippi	84- 94	L
Louisville	73- 89	L
Tulane	89- 70	W
Florida A&M	59- 58	W
Miami	66- 52	W
Mississippi	63- 61	W
Tampa	90- 50	W
South Florida	77- 49	W
Miami++	84- 80	W
Florida A&M++	76- 65	W
Mississippi College^	71- 69	W
Georgia Southern^	78- 81	L
Mississippi Valley^	83- 95	L
Pepperdine^	76- 63	W
Brigham Young#	75- 71	W
St. Louis# (forfeit)	2- 0	W
Oregon State#	60- 76	L

*\*Lady Seminole Classic, Tallahassee, FL*  
*\*\*Boilermaker Premier, W. Lafayette, IN*  
*+Hurricane New Year's Classic, Miami, FL*  
*++FAIAW State Tournament, Daytona Beach, FL*  
*^AIAW Region III Tournament*  
*#NWIT*

**1982-83 (24-6)**

HEAD COACH JANICE DYKEHOUSE

Tenn-Chattanooga*	94- 77	W
North Carolina*	75- 74	W
Albany State	94- 52	W
Stetson	102- 42	W
Alabama	73- 64	W
Penn State**	84- 86	L
Delta State**	75- 67	W
Nebraska+	100- 84	W
Army+	69- 60	W
Oklahoma State+	72- 52	W
Temple	74- 69	W
St. Joseph's	59- 54	W
Montclair State (OT)	89- 81	W
Tulane	81- 56	W
Memphis State	90- 82	W
Florida A&M	66- 60	W
Alabama-Birmingham	73- 75	L
Auburn	43- 73	L
Florida	68- 63	W
Stetson	77- 64	W
South Florida	71- 52	W
Tulane	91- 65	W
Florida A&M	82- 65	W
Florida International	77- 65	W
Alabama	61- 64	L
Florida	89- 67	W
Memphis State	68- 66	W
Louisville++	56- 67	L
Cincinnati++	84- 61	W



Mississippi^ 76- 86 L  
 \*Lady Seminole Classic, Tallahassee, FL  
 \*\*Mid-American Classic, Columbia, MO  
 +Hurricane New Year's Classic, Miami, FL  
 ++Metro Conference Tournament, Louisville, KY  
 ^First Round NCAA Playoff

**1983-84 (13-18)**

HEAD COACH JANICE DYKEHOUSE

Arizona State\* 70- 85 L  
 Brigham Young\* 61- 76 L  
 Middle Tenn State 75- 67 W  
 Western Kentucky\*\* 74- 79 L  
 Kansas\*\* 91- 62 W  
 Central Florida 67- 60 W  
 South Florida 81- 73 W  
 Alabama-Birmingham 82- 75 W  
 Penn State+ 68- 96 L  
 Stanford+ 73- 58 W  
 Missouri (OT)+ 82- 75 W  
 Louisville 65- 81 L  
 Miami++ 76- 64 W  
 Mercer++ 66- 57 W  
 Florida 74- 70 W  
 Memphis State 67- 83 L  
 Tulane 71- 77 L  
 Southern Mississippi 75- 84 L  
 Auburn 53- 72 L  
 Virginia Tech 63- 68 L  
 South Carolina 62- 69 L  
 Southern Mississippi 53- 58 L  
 Florida 57- 65 L  
 Florida A&M 80- 64 W  
 Tulane 86- 79 W  
 Alaska^ 77- 63 W  
 Texas^ 43- 89 L  
 Idaho^ 74- 75 L  
 Cincinnati# 83- 72 W  
 Memphis State# 64- 80 L  
 Louisville 77- 88 L

\*Lady Buff Classic, Boulder, CO  
 \*\*Louisville Tech Classic, Louisville, KY  
 +Miami Masonic Classic, Miami, FL  
 ++Duval Hotel Classic, Tallahassee, FL  
 ^Northern Lights Shootout, Anchorage, AK  
 #Metro Conference Tournament, Cincinnati, OH

**1984-85 (7-21)**

HEAD COACH  
 JAN DYKEHOUSE ALLEN

Albany State 66- 60 W  
 Colorado 70- 61 W  
 Georgetown 69- 77 L  
 Central Florida 76- 93 L  
 Michigan 71- 76 L

Wichita State 54- 70 L  
 Miami 65- 79 L  
 Fordham\* 88- 81 W  
 Fairfield\* 64- 71 L  
 Virginia Tech 85- 77 W  
 Cincinnati 73- 83 L  
 Louisville 74- 89 L  
 South Florida (OT) 71- 69 W  
 Florida 43- 64 L  
 South Carolina 61- 70 L  
 Southern Mississippi 61- 66 L  
 Florida 58- 79 L  
 Memphis State 64- 76 L  
 Miami 67- 74 L  
 Memphis State 67- 84 L  
 South Florida 74- 69 W  
 Virginia Tech\*\* 65- 86 L

\*Women's Court Classic, Miami, FL  
 \*\*Metro Conference Tournament, Hattiesburg, MS

**1985-86 (12-16)**

HEAD COACH  
 JAN DYKEHOUSE ALLEN

West Georgia 67- 57 W  
 Georgia Southwestern 51- 58 L  
 Colorado State\* 68- 53 W  
 Monmouth (3 OT)\* 81- 69 W  
 Tampa 88- 77 W  
 Georgetown\*\* 78- 74 W  
 Radford (OT)\*\* 80- 87 L  
 Stetson 76- 72 W  
 South Carolina 57- 81 L  
 Virginia Tech 68- 73 L  
 Louisville 67- 64 W  
 Cincinnati 75- 72 W  
 Central Florida 90- 98 L  
 South Florida 58- 47 W  
 Florida 68- 77 L  
 Tulane 71- 70 W  
 Tennessee 43- 89 L  
 Albany State 72- 69 W  
 Memphis State 66- 95 L  
 Southern Mississippi 76- 89 L  
 Tulane 60- 75 L  
 South Florida 78- 68 W  
 Florida A&M 65- 83 L  
 Southern Mississippi 76- 89 L  
 Florida 76- 81 L  
 Memphis State 70- 81 L  
 Stetson 68- 74 L  
 Cincinnati+ 45- 77 L

\*Pizza Hut Classic  
 \*\*Southernaire Invitational, Tallahassee, FL  
 +Metro Conference Tournament, Columbia, SC



**1986-87 (9-19)**

HEAD COACH MARYNELL MEADORS

Albany State (OT) 71- 72 L  
 Toledo\* 80- 64 W  
 Rice\* 62- 50 W  
 Stetson 50- 55 L  
 Miami 75- 74 W  
 Florida Atlantic 38- 42 L  
 Alabama-Birmingham 75- 62 W  
 Valdosta State 66- 75 L  
 Virginia Tech 78- 91 L  
 Louisville 66- 63 W  
 Cincinnati 53- 55 L  
 Florida 65- 69 L  
 South Alabama 58- 76 L  
 South Carolina 56- 63 L  
 Southern Mississippi 64- 62 W  
 Memphis State 68- 75 W  
 Miami 73- 80 L  
 Virginia Tech 70- 65 W  
 South Alabama 64- 99 L  
 Louisville 64- 77 L  
 Cincinnati 70- 50 W  
 Florida A&M 79- 72 W  
 South Carolina 61- 64 L  
 Florida 59- 70 L  
 Southern Mississippi 75- 84 L  
 Memphis State 67- 94 L  
 New Orleans 59- 87 L  
 Virginia Tech\*\* 67- 88 L

\*Tallahassee Hilton Classic, Tallahassee, FL  
 \*\*Metro Conference Tournament, Blacksburg, VA

**1987-88 (9-18)**

HEAD COACH MARYNELL MEADORS

New Mexico State\* 73- 64 W  
 DePaul\* 68- 82 L  
 Wisconsin\*\* 100- 67 W  
 West Virginia (OT)\*\* 68- 58 W  
 Stetson 69- 75 L  
 Georgia Southern (OT) 83- 77 W  
 North Carolina 79- 82 L



Georgia	72- 91	L
Wisconsin-Green Bay	64- 67	L
New Orleans	61- 71	L
Memphis State (OT)	90- 91	L
Southern Mississippi	60- 69	L
Florida A&M	68- 73	L
South Carolina	55- 85	L
Valdosta State	77- 83	L
Virginia Tech	61- 59	W
Alabama	64- 70	L
Cincinnati	59- 70	L
Louisville	99- 65	W
Memphis State	89- 94	L
Southern Mississippi	68- 84	L
Virginia Tech	81- 97	L
South Carolina	86- 96	L
Florida	71- 55	W
Louisville	73- 70	W
Cincinnati	66- 58	W
Cincinnati+	76- 78	L

\*Coopers & Lybrand Invitational  
 \*\*Tallahassee Hilton Classic, Tallahassee, FL  
 +Metro Conference Tournament, Tallahassee, FL

**1988-89 (16-11)**

HEAD COACH MARYNELL MEADORS

Central Michigan*	100- 78	W
Miami*	85- 96	L
N. Carolina-Asheville**	99- 58	W
Georgia Southern**	105- 78	W
Miami	79- 88	L
Florida	60- 65	L
Stetson	70- 64	W
Alabama-Birmingham	84- 68	W
Southern Mississippi	78- 75	W
Memphis State	95- 75	W
Cincinnati	45- 66	L
Louisville	65- 64	W
Virginia Tech	67- 68	L
South Carolina	82- 99	L
South Florida	85- 74	W
Virginia Tech	69- 66	W
Alabama	68- 70	L
Southern Mississippi	66- 84	L
Howard University	101- 73	W
Florida A&M	75- 68	W
Cincinnati	62- 57	W
Louisville	82- 76	W
Georgia	70- 90	L
South Carolina	68- 76	L
South Florida	94- 85	W
Memphis State	89- 80	W
Cincinnati+	47- 57	L

\*Lady Sunshine Classic, Lake Mary, FL  
 \*\*Tallahassee Hilton Classic, Tallahassee, FL  
 +Metro Conference Tournament, Memphis, TN

**1989-90 (21-9)**

HEAD COACH MARYNELL MEADORS

S. Alabama (2 OT)*	89- 82	W
Louisiana State*	65- 68	L
Mississippi State**	89- 62	W
N. Carolina-Charlotte**	50- 63	L
Alabama	81- 76	W
Stetson	77- 70	W
Appalachian State	77- 62	W
Georgia Southern	80- 49	W
Virginia Tech	68- 64	W
Tulane	103- 66	W
Florida	63- 62	W
Louisville (OT)	69- 66	W
Cincinnati	61- 44	W
Auburn	63- 80	L
South Carolina	72- 75	L
Southern Mississippi	73- 77	L
Memphis State	72- 62	W
Virginia Tech	69- 52	W
Tulane	100- 45	W
Louisville	77- 62	W
Cincinnati	57- 44	W
Florida A&M	87- 60	W
Miami	95- 66	W
Georgia	76- 80	L
Southern Mississippi	97- 72	W
Memphis State	98- 60	W
South Carolina	59- 75	L
Memphis State+	83- 58	W
Southern Mississippi+	78- 90	L
Penn State++	73- 83	L

\*LSU Crawfish Classic, Baton Rouge, LA  
 \*\*Tallahassee Hilton Classic, Tallahassee, FL  
 +Metro Conference Tournament, Cincinnati, OH  
 ++NCAA Tournament, Tallahassee, FL

**1990-91 (25-7)**

HEAD COACH MARYNELL MEADORS

Missouri-KC*	66- 52	W
SW Missouri State*	63- 68	L
Marquette**	110- 75	W
LSU**	89- 82	W
Northern Illinois+	78- 66	W
Virginia+	77- 92	L
Florida	79- 78	W
Miami	76- 62	W
Virginia Tech	78- 64	W
Cincinnati	90- 61	W
Louisville	83- 70	W
Alabama	88- 65	W
Memphis State	106- 94	W
South Carolina	69- 60	W
Southern Mississippi	96- 76	W
Tulane	87- 60	W
Georgia	71- 91	L

South Carolina (2 OT)	91- 92	L
Stetson	114- 71	W
Cincinnati	67- 49	W
Louisville	86- 52	W
Auburn	64- 79	L
Memphis State	101- 77	W
Virginia Tech	76- 53	W
Southern Mississippi	90- 93	L
Tulane	104- 66	W
Florida A&M	92- 62	W
Cincinnati++	89- 51	W
Louisville++	83- 70	W
South Carolina++	54- 53	W
Appalachian State^	96- 57	W
Western Kentucky^	69- 72	L

\*St. John's Lady Bear Classic, Springfield, MO  
 \*\*Tallahassee Hilton Classic, Tallahassee, FL  
 +Cavalier Classic, Charlottesville, VA  
 ++Metro Conference Tournament, Louisville, KY  
 ^NCAA Tournament, Tallahassee, FL

**1991-92 (17-11)**

HEAD COACH MARYNELL MEADORS

Miami	71- 69	W
Lamar*	78- 67	W
Louisiana State* (OT)	88- 96	L
Montana State**	89- 66	W
Eastern Kentucky**	72- 65	W
Florida (OT)	90- 78	W
Georgia Tech	68- 70	L
Virginia	60- 87	L
Wake Forest	86- 83	W
Maryland	64- 79	L
Georgia Tech	77- 66	W
Clemson	73- 80	L
North Carolina State	76- 75	W
Duke	67- 55	W
North Carolina	70- 61	W
Virginia	43- 81	L
Clemson	79- 66	W
Maryland	70-101	L
Duke	61- 53	W
North Carolina	52- 69	L
North Carolina State	86- 79	W
Wake Forest	64- 67	L
Butler	68- 71	L
Northern Illinois	99- 74	W
Florida A&M	100- 71	W
Florida Atlantic	96- 64	W
Oral Roberts	104- 59	W
North Carolina+	69- 81	L

\*LSU Crawfish Classic, Baton Rouge, LA  
 \*\*Dial Classic, Tallahassee, FL  
 +ACC Tournament, Rock Hill, SC



# R E C O R D B O O K

## 1992-93 (13-14)

HEAD COACH MARYNELL MEADORS

Florida Atlantic	97- 67	W
South Florida*	87- 68	W
Louisiana State*	79- 59	W
North Carolina State	67- 75	L
Miami	64- 61	W
Tennessee Tech**	88- 72	W
California**	50- 69	L
Duke	84- 72	W
Virginia	66- 78	L
North Carolina	85- 66	W
Maryland	68- 61	W
Wake Forest	53- 57	L
Georgia Tech	79- 71	W
North Carolina	60- 73	L
Maryland	61- 74	L
Florida A&M	79- 58	W
Virginia	68- 76	L
Florida	78- 81	L
Clemson	69- 84	L
Northern Illinois	80- 86	L

Georgia Tech	46- 61	L
Wake Forest	77- 73	W
Oral Roberts	74- 53	W
North Carolina State	47- 57	L
Clemson	63- 70	L
Duke	74- 67	W
Maryland+	68- 91	L

\*Dial Classic, Tallahassee, FL  
 \*\*Oakland Tribune Classic, Oakland, CA  
 +ACC Tournament, Rock Hill, SC

## 1993-94 (6-21)

HEAD COACH MARYNELL MEADORS

UT-Chattanooga	85- 86	L
Middle Tenn State	43- 66	L
Rhode Island*	71- 76	L
Dayton*	78- 65	W
Florida A&M	70- 68	W
North Carolina	61-102	L
Georgia Tech	62- 65	L
Virginia	56- 82	L

Richmond**	70- 66	W
Kentucky**	55- 58	L
Alabama**	33- 87	L
Maryland	54- 69	L
Florida Atlantic	64- 67	L
North Carolina	48- 71	L
Duke	60- 66	L
Wake Forest	66- 60	W
North Carolina State	46- 51	L
Maryland	39- 81	L
Georgia Tech	51- 63	L
Virginia	50- 59	L
Clemson	26- 80	L
Florida	54- 73	L
Wake Forest	79- 82	L
North Carolina State	59- 58	W
Clemson	60- 75	L
Duke	78- 73	W
Wake Forest+	57- 72	L

\*Dial Classic, Tallahassee, FL  
 \*\*Florida Citrus Sports Travel Holiday Classic, Orlando, FL  
 +ACC Tournament, Rock Hill, SC



The Seminoles have twice been to the NCAA National Championship Tournament thus far in the 1990's.








1 994-95

LADY SEMINOLE



# 1994-95 LADY SEMINOLE FLORIDA STATE UNIVERSITY





# 1994-95 LADY SEMINOLE

# SCHEDULE



## November

14	Slovakia Sipox (Exhibition Game)	7:00 PM
19	Orlando Coolers AAU (Exhibition Game)	7:00 PM
25-26	@ Montana State Classic (Fresno State, Florida State, Montana State, Wisconsin-Green Bay)	6/8 PM
29	Central Florida	5:00 PM*DH

## December

2-3	Dial Soap Florida Challenge (South Florida, Florida State, Florida, Miami)	6/8 PM
7	@ Duke	7:00 PM
10	University of Tampa	5:00 PM*DH
16	Florida A&M	7:00 PM*
19-21	@ San Juan Shootout (Oklahoma State, Texas Tech, S. Illinois, Michigan State, Virginia Tech, Old Dominion, Detroit Mercy)	TBA
31	@ New Orleans	2:00 PM

## January

4	North Carolina	6:00 PM*DH
8	@ Clemson (TV)	12:00 PM
11	@ NC State	6:00 PM
14	Maryland	7:00 PM
17	Virginia	7:00 PM
21	@ Wake Forest	4:00 PM
23	@ Georgia Tech (TV)	7:00 PM
28	Duke	7:00 PM
30	Georgia Tech	7:00 PM

## February

3	@ North Carolina	6:00 PM
6	Clemson (TV)	7:00 PM
11	NC State	3:00 PM
13	Florida Atlantic University	7:00 PM
16	@ Maryland	7:30 PM
18	@ Virginia	7:30 PM
21	@ Florida	7:30 PM
23	Wake Forest	7:00 PM

## March

3-6	ACC Tournament @ Rock Hill, SC	TBA
TBA	NCAA Basketball Tournament	TBA

\*Indicates game will be played at the Leon County Civic Center  
DH indicates doubleheader with men's team

