

Seminole 100 Point Games

YEAR	OPPONENT	SCORE	SITE	DATE
1975-76	West Florida	100-16	n/a	n/a
1976-77	Dayton	104-33	n/a	n/a
1978-79	New Orleans	101-66	n/a	n/a
1978-79	Florida	101-94	n/a	n/a
1979-80	South Florida	100-88	n/a	n/a
1981-82	Stetson	102-92	H	12/4/82
1982-83	Nebraska	100-84	N	12/31/82
1987-88	Wisconsin	100-67	H	1/6/88
1988-89	Central Michigan	100-78	N	11/25/88
	Georgia Southern	105-78	H	12/3/88
	Howard	101-73	H	2/6/89
1989-90	Tulane	103-66	H	1/8/90
1990-91	Marquette	110-75	H	12/1/90
	Memphis State	106-94	A	1/19/91
	Stetson	114-71	H	2/6/91
	Memphis State	101-77	H	2/16/91
	Tulane	104-66	A	2/25/91
1991-92	Florida A&M	100-71	H	2/24/92
	Oral Roberts	104-59	H	2/29/92

Opponent 100 Point Games

YEAR	OPPONENT	SCORE	SITE	DATE
1975-76	Talladega College	55-100	n/a	n/a
1976-77	Delta State	60-106	n/a	n/a
1977-78	South Carolina	52-115	n/a	n/a
	Florida	63-102	n/a	n/a
1978-79	Memphis State	78-101	n/a	n/a
1979-80	Southern Miss	65-107	n/a	n/a
	Mercer	86-100	n/a	n/a
1981-82	Old Dominion	65-100	A	1/17/82
	Memphis State	90-104	H	1/25/82
1991-92	Maryland	70-101	A	2/5/92
1993-94	North Carolina	61-102	A	12/11/93

FSU Top 10 Biggest Wins

MARGIN	OPPONENT	SCORE	DATE
84	West Florida	100-16	1975-76
71	Dayton	104-33	1976-77
55	South Alabama	76-43	12/19/81
55	Tulane	100-45	11/8/90
49	Stetson	78-29	1976-77
48	Lewis Univ.	94-46	1/2/82
46	Pensacola Jr. Coll.	86-40	1976-77
45	Oral Roberts	104-59	2/29/92
43	Florida A&M	77-34	1974-75
43	Stetson	114-71	2/6/91

FSU Top 10 Biggest Losses

MARGIN	OPPONENT	SCORE	DATE
63	South Carolina	52-115	1977-78
62	Duke	30-92	12/6/95
54	Alabama	33-87	12/31/93
54	Clemson	26-80	2/7/94
51	Valdosta State	50-101	1975-76
49	Albany State	38-87	1976-77
47	Valdosta State	44-91	1975-76
46	Delta State	60-106	1976-77
46	Tennessee	43-89	11/26/86
46	Texas	43-89	2/24/84



Leslie Waugh

FSU Longest Winning Streaks

10 GAMES	1990-1991
Florida	79-78
Miami	76-62
Virginia Tech	78-64
Cincinnati	90-61
Louisville	83-70
Alabama	88-65
Memphis State	106-94
South Carolina	69-60
Southern Mississippi	96-76
Tulane	87-60

10 GAMES	1982-1983
Delta State	75-67
Nebraska	110-84
Army	69-60
Oklahoma State	72-52
Temple	74-69
St. Joseph's	59-54
Montclair State OT	89-81
Tulane	81-56
Memphis State	90-82
Florida A&M	66-60

10 GAMES	1981-1982
Florida International	74-64
Miami	77-74
South Alabama	99-44
Lewis University	94-46
Miami-Ohio	89-68
North Carolina	77-68
South Florida	80-60
Mississippi University for Women	76-54
Florida	86-79
Virginia Tech	93-72

FSU Longest Losing Streaks

10 GAMES	1994-1995
Florida A&M	65-73
Texas Tech	44-66
Southern Illinois	52-56
Michigan State	69-82
New Orleans	67-75
North Carolina	52-77
Clemson	68-72
NC State	68-91
Maryland	56-70
Virginia	45-79

ALL-TIME LETTERWINNERS

A

Abraham, Joanne 1971-73
 Adams, Leslie 1993
 Alexander, Vicki 1977
 Allen, Deb 1972-74
 Arnold, Jackie 1978-79
 Arnoldi, Alison 1990-93
 Atkinson, Angela 1993

B

Bailey, Jan 1974-76
 Baker, Jill 1981-84
 Barineau, Karen 1978-79
 Battles, Judy 1975-77
 Blaydes, Diane 1979-80
 Boehmer, Cindy 1973-76
 Bouknight, Veronica 1986
 Brokas, Chris 1976-77
 Brown, Susan 1974-76
 Buchanan-Berryhill, Mary .. 1987, 92
 Burgun, Ruthann 1981
 Burnette, Bev 1985-88
 Burns, Wanda 1988-91
 Burroughs, Joye 1982

C

Cannon, Mary Anne 1973-76
 Clark, Gussie 1985-88
 Cliette, Brenda 1983-86
 Cobbins, Katina 1991, 93, 94
 Collins, Ann 1977-78
 Collins, Debra 1989
 Colquitt, Emma 1973-76
 Corn, Robin 1987-89, 91

D

Davidson, Arleshia 1996
 Davis, Chris 1988-91
 Davis, Melissa 1978
 Davis, Vicki 1971-73
 Derlak, Christy 1990-93
 Dishman, Chantelle 1989-92
 Drew, Tizza 1977

E

Edwards, Debbie 1970-72
 Eilbacher, Denise 1977-78
 Erickson, Cathy 1993

F

Fahey, Meg 1982
 Frank, Cindy 1971-73
 Frank, Michelle 1993-94
 Foglio, Lisa 1981-83
 Fowler, Tanya 1988-91

G

Gailey, Becky 1978
 Galkantas, Nancy 1982-83

Galkantas, Sue 1981-84
 Galloway, Karen 1990-91
 Garrett, Val 1985-88
 Glover, Cheryl 1986
 Golden, Scooby 1979-80
 Gomez, Jan 1970-71
 Gonzalez, Clara 1975-77
 Graham, Marlene 1973-76
 Gray, Joan 1970-72
 Gray, Linda 1979-81
 Grimes, Sarah 1988-89
 Gwyn, Moody 1986

H

Hall, Sarah 1985-88
Hampton, Wendy 1994-96
 Harden, Gina 1985-88
 Harper, Rose 1978-81
 Harris, Valene 1986-87
 Harvis, Aline 1988-89
 Harstvedt, Peggy 1976-78
 Hatzell, Brauna 1978
Heaps, Mehgan 1996
 Hodge, Shannon 1988-91
 Houston, Candi 1970-71

I

Ivy, Rita 1970-72

J

Kaminski, Sheri 1984-87
 Kocsis, Francene 1975-76
 Koontz, Barb 1974-76

L

Lappe, Martha 1978-79
 Laine, Charlene 1970-72
 Lardie, Maria 1989-90
 Lasseter, June 1980
 Lasseter, Laine 1979-82
 Lopez, Luz 1989-90

M

Macon, Stacy 1977
 Marnie, Lynn 1980-83
 McCarty, Terri 1985-88
 McDonald, Lynn Dee 1980-81
 McGowen, Linda-Ann 1984-86
 McKinney, Yvette 1973-74
McLin, Latrice 1994-96
Miller, Jennifer 1996
Moorefield, Lysa 1994-96

N

Nelson, Val 1977

O

Oliver, LeeVayne 1981-84
 O'Neal, Sunnie 1980-82
 Owen, Anne 1970-71

P

Palgut, Karyn 1982
Parker, Kristy 1996
 Parr, Barb 1974-76
 Paschal, Tia 1989-92
 Pedersen, Anja 1994
 Peercy, Allison 1991-94
Penn, Aletha 1994-96
 Piatnik, Jan 1985-88
 Pink, Patti 1976-77
 Podulka, Kris 1979-81
 Preston, Antonette 1993
 Preston, Gayle 1975-76
 Putzi, Debbie 1981

R

Rickardson, Kim 1977
 Rickman, Tanisha 1994
 Rimson, Lorraine 1984-85
 Rivers, Cherry 1977-80
 Robinson, Connie 1991-92
Robinson, Jen 1996
 Ruffo, Sandra 1978
 Ryan, Danielle 1989-92

S

Shuler, Meg 1979
 Seamon, Susan 1971-73
 Shannon, Darlene 1978-79
 Sharpe, Joanne 1970-72
 Shaw, Jode 1975
 Shields, Dawn 1980
 Slater, Celia 1984-85
 Smith, Lori 1984
 Sperring, Vicki 1971-72
 Sildsby, Shirley 1976-78
 Stokes, Glenda 1980-83
 Stone, Penny 1985
 Storey, Robin 1988-89

T

Taylor, Liberty 1991-94
 Test, Kelli 1988-91
 Thomas, Karen 1989-90
 Thomas, Terry 1978
 Thrapp, Susie 1981
 Tinsley, Teresa 1979-80
 Tippins, Debbie 1977
 Tucker, Angela 1987-88

W

Walker, Kaila 1993
 Walker, Tracy 1989-90
 Washington, Sharron 1993
Waugh, Leslie 1996
 Weigand, Cheryl 1976-78
White, Kristy 1996
 Williams, Carla 1994-95
 Wood, Lahna 1983
 Wright, Diana 1971-72
 Wright, Monica 1970-72

Active players in Bold

Sue GALKANTAS

RETIRED NUMBER 43

By the time Sue Galkantas graduated from Florida State in 1984, her name was atop almost every individual statistical category in the Florida State records book. Galkantas was one of the most prolific scorers ever to play for Florida State, averaging 19.4 points per game in her career — a mark that still ranks number one on the FSU career lists. She scored an unbelievable 2,323 points over her four-year career (1981-84). That total is the most points ever scored by a basketball player — male or female — in Florida State history.



Galkantas shined from the moment she stepped onto the court. In her freshman year, she broke the FSU freshman scoring record and was named a freshman All-American in numerous publications. By her sophomore year, Galkantas had already scored her 1,000 point and established herself as one of the top 20 scorers in the nation. In addition to her individual ability, Galkantas will be remem-

bered for her contribution to the FSU women's basketball team during her All-American junior season. She led Florida State to a 24-6 record and to its first trip to the NCAA Tournament.

"She is our first bonafide All-American at Florida State," said former FSU coach Janice Dykehouse. "She's the person who is responsible for turning our program around. She could go down in the record books as doing for our program what Dave Cowens did here for the men's program at FSU."

Galkantas was indeed one of the all-time greatest athletes to ever don the Garnet and Gold. She scored in double figures in 115 of 120 career games played and still holds 16 FSU records. In 1989, Galkantas was inducted into the FSU Hall of Fame. At that time, she added another "first" to her resume as she was the first women's athlete in FSU history to have her number retired.



LADY SEMINOLE JERSEY NUMBERS

(starting with 1979-80 season)

#3

Jasmine Rodmon present

#4

Antonette Preston 1994

#5

Angela Atkinson 1993-94
Latrice McLin 1995-present

#9

Kaila Walker 1994

#10

Susie Trapp 1979-81
 Jill Baker 1982-84
 Lahna Wood 1982-84
 Valerie Garrett 1985-88
 Katina Cobbins 1991, 93-95

#11

Lynn Marnie 1980-83
 Sunnie O'Neal 1980-82
 Jan Piatnik 1984-88
 Shannon Hodge 1989-92
 Michelle Frank 1993-94

#12

Teresa Tinsley 1979-80
 Sheri Kaminski 1984-87
 Liz Lopez 1988-90
 Alison Arnoldi 1990-94
Kristy Parker 1996-present

#13

Lori Smith 1983-85
 Chris Davis 1988-91
Jennifer Miller 1996-present

#14

Rose Harper 1978-81
 Jill Baker 1982-84
 Joye Burroughs 1981
 Gussie Clark 1985-88
 Tanya Fowler 1989-92

#15

Scooby Golden 1980-81
 Felicia Black 1985

#20

Linda Gray 1979-81
 Kim Hinote 1983
 Linda Ann McGowen 1984-86
 Rachel Dooley 1987
 Christy Derlak 1991-94

Aletha Penn 1995-present

#21

Aline Harvis 1988-89
Kristy White 1996-present

#22

Lynn Dee McDonald 1979-81
 Celia Slater 1984-85
 Wilbern-Dean Gwyn 1987
 Wanda Burns 1989-91
 Carla Williams 1995-96

#23

Brenda Cliette 1987
 Beverly Burnett 1985-86
 Robin Corn 1988-92
 Sharron Washington 1994
Arleshia Davidson ... 1996-present

#24

Kris Podulka 1979-81
 Kelli Test 1988-91
 Liberty Taylor 1992-95
Jen Robinson 1996-present

#25

Jill Baker 1981
 Valene Harris 1986-87
 Connie Robinson 1992

#30

Terri McCarty 1985
 Sarah Hall 1986-88
 Tia Paschel 1989-93
 Tanisha Rickman 1995
Latavia Coleman present

#31

Debbie Putz 1981
 Linda Gray 1982
 Lahna Wood 1983
 Devon Myers 1984
 Cheryl Glover 1986
 Karen Thomas 1989-90
Lysa Moorefield 1995-present

#32

Penny Stone 1985-86
 Terri McCarty 1987-88
 Karen Galloway 1990-91
 Allison Peercy 1992-95
Mehgan Heaps 1996-present

#33

Cherry Rivers 1977-80
 LeeVayn Oliver 1981-84

Bev Burnett 1988-89
 Danielle Ryan 1990-93
 Kaila Walker 1995

#34

Prentis Price 1985
 Tracy Walker 1990-92

#35

Debra Collins 1977-78
 Laine Lasseter 1979-82

#40

Lisa Foglio 1980-83
 June Lasseter 1980

#42

Stacy Moneymaker 1984
 Sarah Hall 1985
 Sarah Grimes 1988-89
Leslie Waugh 1996-present

#43

Sue Galkantas 1980-84

#44

Glenda Stokes 1979-80
 Meg Fahey 1982
 Brenda Cliette 1983
 Angela Tucker 1986-88
 Luz Lopez 1989
 Chantelle Dishman 1990-93
 Anja Pedersen 1995

#45

Meg Schuler 1980
 Ruthann Burgan 1981
 Lynn Marnie 1982-83
 Julie Jones 1984
 Ursula Woods 1993
Wendy Hampton 1995-present

#50

Nancy Galkantas 1982-83
 Veronica Bouknight 1986
 Tina Rucker 1988
 Maria Lardie 1989-90

#52

Glenda Stokes 1982-83
 Mary Buchanan Berryhill 1987,92-93

#55

Lorraine Rimson 1984-86

FLORIDA STATE IN POSTSEASON PLAY



The 1988-89 Lady Seminoles were champions of FSU's Tallahassee Hilton Classic.

1978

State Tournament

South Florida 70, FSU 65
 FSU 86, South Florida 61
 South Florida 61, FSU 59

Georgia Southern 81, FSU 78
 Mississippi Valley 95, FSU 83

National Women's Invitational Tournament

FSU 76, Pepperdine 63
 FSU 75, BYU 71
 Oregon State 76, FSU 60
 FSU defeated St. Louis via forfeit

1980

FAAW State Tournament

Tampa, Fla.
 FSU 100, South Florida 88

1983

NCAA Midwest First Round

Tallahassee, Fla.
 Tennessee 86, FSU 51

1981

FAA State Tournament

Daytona Beach, Fla.
 Miami 79, FSU 70

1990

NCAA Midwest First Round

Tallahassee, Fla.
 Penn State 83, FSU 73

1982

FAAW State Tournament

Daytona Beach, Fla.
 FSU 84, Miami 80
 FSU 76, Florida A&M 65

1991

NCAA Midwest First Round

Tallahassee, Fla.
 FSU 96, Appalachian State 57
 NCAA Midwest Second Round
 Tallahassee, Fla.
 Western Kentucky 72, FSU 69

AAAW Region 111 Tournament

FSU 71, Mississippi College 69

LADY SEMINOLE HONORS AND AWARDS

The following is a listing of Lady Seminole accomplishments from 1980 to present. Please contact the Florida State Sports Information Office if you have any information regarding FSU women's basketball awards/accomplishments from the 1970's.

ALL-CONFERENCE TEAMS

- 1988 Bev Burnett - Metro first team
- 1989 Bev Burnett - Metro first team
Chris Davis - Metro second team
- 1990 Wanda Burns - Metro first team
Chris Davis - Metro second team
- 1991 . Wanda Burns - Metro first team, player of the year
Chantelle Dishman - Metro first team
Tia Paschal - Metro second team
- 1993 Tia Paschal - ACC first team
- 1994 Christy Derlak - ACC second team

ALL-TOURNAMENT TEAMS


- 1980 Cherry Rivers, Metro
- 1983 Sue Galkantas, Metro
- 1990 Tia Paschal, Metro
- 1991 Wanda Burns, Metro (MVP)
Tia Paschal, Metro
- 1993 Tia Paschal - ACC first team

ALL-AMERICANS

- Lisa Foglio 1982 All-Region Kodak All-America
- Sue Galkantas 1982 Second Team Freshman
All-America
1982 Freshman All-America By *Street & Smith's*
1983 Second Team All-America
By *Women's Basketball Yearbook*
- Lorraine Rimson 1984 Freshman All-America
- Bev Burnett 1988 Third Team All-America By
American Women's Sports Federation
- Wanda Burns 1991 Third Team All-America By
American Women's Sports Federation
- Chris Davis 1991 Special Mention All-America By
American Women's Sports Federation
- Tia Paschal 1993 Second Team All-America By
American Women's Sports Federation
- Danielle Ryan 1993 Fourth Team All-America By
American Women's Sports Federation
- Christy Derlak 1993 Special Mention All-America By
American Women's Sports Federation
- Allison Peercy 1993 Special Mention All-America By
American Women's Sports Federation

ACADEMIC AWARDS

- Maurine Martin Metro Conference Commissioner's
List, 1984-85



Wanda Burns

- Celia Slater Metro Conference Commissioner's
List, 1984-85
- Penny Stone Metro Conference Commissioner's
List, 1984-85
- Sarah Hall Metro Conference Commissioner's
List, 1985-86, 1986-87, 1987-88
- Terri McCarty Metro Conference Commissioner's
List, 1986-87, 1987-88
- Bev Burnett Metro Conference Commissioner's
List, 1988-89
- Chris Davis Metro Conference Commissioner's
List, 1988-89, 1989-90
- Luz Lopez Metro Conference Commissioner's
List, 1988-89
- Robin Storey Metro Conference Commissioner's
List, 1988-89
- Kelli Test Metro Conference Commissioner's
List, 1989-90
- Shannon Hodge Metro Conference Commissioner's
List, 1989-90

Robin Corn Metro Conference Commissioner's
List, 1990-91
ACC Honor Roll Selection, 1991-92

Christy Derlak ACC Postgraduate
Scholarship, 1993-94
ACC Honor Roll Selection,
1991-92, 1992-93, 1993-94

Danielle Ryan ACC Honor Roll Selection,
1991-92, 1992-93

Allison Peercy ACC Honor Roll Selection,
1992-93, 1993-94, 1994-95

Angela Atkinson ACC Honor Roll Selection, 1993-94

Liberty Taylor ACC Honor Roll Selection,
1993-94, 1994-95

Katina Cobbins ACC Honor Roll Selection, 1994-95

Wendy Hampton ACC Honor Roll Selection, 1994-95

Anja Pederson ACC Honor Roll Selection, 1994-95



Allison Peercy

ATLANTIC COAST CONFERENCE SELECT TEAM

1993 Tia Paschal
1994 Christy Derlak

CONFERENCE PLAYERS OF THE WEEK

Bev Burnett 1985-86, 1987-88 (2), 1988-89 (Metro)

Chris Davis 1987-88, 1990-91 (Metro)

Wanda Burns 1989-90 (Metro)

Tia Paschal 1990-91 (Metro), 1992-93 (ACC)

Carla Williams 1995-96 (ACC)

NATIONAL TEAMS

Sue Galkantas 1981, National Sports Festival

Lorraine Rimson 1985, Team U.S.A.
(Maccabiah Games in Israel)

Sarah Hall 1986, Athletes in Action

Marynell Meadors . 1989, Olympic Festival (Head Coach)
1992, U.S.A. Women's Select Team (Assistant Coach)

Kelli Test 1990, A.A.U. National Team

OTHER ACCOMPLISHMENTS

Wanda Burns Metro All-Rookie Team, 1989

Chantelle Dishman Metro All-Rookie Team, 1990
Metro Conference Freshman Of The Year, 1990

Marynell Meadors Metro Conference
Coach Of The Year, 1990 & 1991

Tia Paschal Metro All- Rookie Team, 1990

Connie Robinson ACC All-Freshmen Team, 1991-92
ACC Rookie Of The Week (Twice), 1991-92

SERIES RECORD AGAINST OPPONENTS

ALABAMA 4-5	BELHAVEN 1-0	COLLEGE OF CHARLESTON .. 0-1
1979-80 L 61-88	1979-80 W 81-75	1975-76 L 61-93
1980-81 W 77-76 (N)	BRIGHAM YOUNG 1-1	COLORADO 1-0
1982-83 W 73-64 (A)	1981-82 W 75-71 (N)	1984-85 W 70-61 (H)
L 61-64 (H)	1983-84 L 61-76 (N)	COLORADO STATE 1-0
1987-88 L 64-70 (H)	BUTLER 0-1	1985-86 W 68-73 (N)
1988-89 L 68-70 (A)	1991-92 L 68-71 (H)	DAYTON 2-0
1989-90 W 81-76 (A)	CALIFORNIA 0-1	1976-77 W 104-33
1990-91 W 88-65 (H)	1992-93 L 50-69 (N)	1992-93 W 78-65 (H)
1993-94 L 33-87 (N)	CENTRAL FLORIDA 5-2	DELTA STATE 1-2
ALABAMA-BIRMINGHAM 3-5	1976-77 W 77-63	1976-77 L 60-106
1978-79 L 85-87	1980-81 W 92-75 (H)	1978-79 L 64-93
L 79-95	1981-81 W 75-65 (H)	1982-83 W 75-67 (N)
1979-80 L 85-95 (H)	1983-84 W 67-60 (H)	DENVER 1-0
L 82-96 (H)	1984-85 L 76-93 (A)	1980-81 W 93-41 (H)
1982-83 L 73-75 (A)	1985-86 L 90-98 (A)	DePAUL 0-1
1983-84 W 82-75 (H)	1994-95 W 74-59 (H)	1987-88 L 68-82 (A)
1986-87 W 75-62 (H)	CENTRAL MICHIGAN 1-0	DUKE 5-5
1988-89 W 84-68 (A)	1988-89 W 100-78 (N)	1991-92 W 67-55 (H)
ALABAMA STATE 0-2	CENTRAL MISSOURI 0-1	W 61-53 (A)
1976-77 L 73-80	1980-81 L 60-69 (N)	1992-93 W 84-72 (A)
1978-79 L 73-95	CINCINNATI 12-8	W 74-67 (H)
ALASKA 1-0	1978-79 W 61-57	1993-94 L 60-66 (A)
1983-84 W 77-63 (N)	1980-81 L 65-91 (A)	W 78-73 (H)
ALBANY STATE 4-8	1982-83 W 84-61 (N)	1994-95 L 68-84 (A)
1974-75 W 62-55	1983-84 W 83-72 (H)	L 71-75 (H)
L 43-61	1984-85 L 73-83 (A)	1995-96 L 30-92 (A)
1975-76 L 50-71	1985-86 W 75-72 (H)	L 47-61 (H)
L 44-73	L 45-77 (N)	EAST CAROLINA 0-2
1976-77 L 38-87	1986-87 L 53-55 (H)	1979-80 L 61-69
L 73-80	W 70-50 (A)	1980-81 L 67-78 (H)
1977-78 L 86-94	1987-88 L 59-70 (H)	EASTERN KENTUCKY 1-0
1982-83 W 94-52 (H)	W 66-58 (A)	1991-92 W 72-65 (H)
1984-85 W 66-60 (H)	L 76-78 (N)	FAIRFIELD 0-1
1985-86 W 72-69 (A)	1988-89 L 45-66 (A)	1984-85 L 64-71 (N)
1986-87 L 71-72 (H)	W 62-57 (H)	FLAGLER 3-4
(OT)	L 47-57 (N)	1973-74 W 53-35
APPALACHIAN STATE 2-1	1989-90 W 61-44 (H)	L 31-41
1978-79 L 83-89	W 57-44 (A)	W 76-38
1989-90 W 77-62 (H)	1990-91 W 90-61 (H)	1974-75 L 51-60
1990-91 W 96-57 (H)	W 67-49 (A)	L 52-59
ARIZONA STATE 0-1	W 89-51 (N)	W 59-55
1983-84 L 70-85 (N)	CLEMSON 1-10	L 45-53
ARMY 1-0	1980-81 L 59-78 (N)	FLORIDA 24-29
1982-83 W 69-60 (N)	1991-92 L 73-80 (A)	1973-74 L 39-49
AUBURN 0-6	W 79-66 (H)	W 52-36
1974-75 L 51-64	1992-93 L 69-84 (H)	W 32-31
1982-83 L 43-73 (A)	L 63-70 (A)	W 48-45
1983-84 L 53-72 (H)	1993-94 L 26-80 (A)	1974-75 L 44-67
1984-85 L 58-76 (A)	L 60-75 (H)	W 53-47
1989-90 L 63-80 (A)	1994-95 L 68-72 (A)	L 41-49
1990-91 L 64-79 (H)	L 64-67 (H)	W 44-28
BARRY COLLEGE 1-0	1995-96 L 74-87 (H)	
1973-74 W 50-33	L 53-70 (A)	

1975-76	W	65-59		W	59-58	(H)	1992-93	W	79-71	(A)	
	L	45-64		W	76-65	(N)		L	46-61	(H)	
	L	45-68		1982-83	W	66-60	(A)	1993-94	L	62-65	(H)
	L	39-65			W	82-65	(H)		L	51-63	(A)
1976-77	L	54-80		1983-84	W	80-64	(A)	1994-95	W	60-58	(A)
	L	65-67		1984-85	L	57-61	(H)		L	57-68	(H)
	L	67-72		1985-86	L	65-83	(H)	1995-96	L	65-97	(A)
	L	60-72		1986-87	W	79-72	(H)		W	90-85 (H)(OT)	
1977-78	W	93-66		1987-88	L	68-73	(N)		W	64-51	(N)
	L	63-102		1988-89	W	75-68	(H)				
	W	100-80		1989-90	W	87-60	(H)	HOWARD			1-0
1978-79	W	88-79		1990-91	W	92-62	(H)	1988-89	W	101-73	(H)
	W	91-72		1991-92	W	100-71	(A)				
	W	89-85		1992-93	W	79-58	(H)	IDAHO			0-1
	W	101-94		1993-94	W	70-68	(A)	1983-84	L	74-75	(N)
1979-80	W	92-77		1994-95	L	65-73	(H)				
	W	88-84		1995-96	W	90-65	(A)	INDIANA			0-1
	L	67-78		FLORIDA INTERNATIONAL				1980-81	L	76-79	(H)
	W	84-76		1975-76	W	58-35					
	L	71-84			W	81-44		JOHN ABBOTT			2-0
1980-81	W	90-48	(H)	1981-82	W	74-64	(A)	1976-77	W	62-60	
	L	81-83	(A)	1982-83	W	77-65	(H)	1977-78	W	71-67	
1981-82	L	60-63	(H)	FLORIDA SOUTHERN				JUDSON COLLEGE			1-0
	W	86-79	(A)	1979-80	W	97-58		1976-77	W	97-79	
1982-83	W	68-63	(A)	FORDHAM				KANSAS			1-0
	W	89-67	(H)	1984-85	W	88-81	(N)	1983	W	91-62	
1983-84	W	74-70	(H)	FORT VALLEY				KENT STATE			1-0
	L	57-65	(A)	1974-75	L	43-58		1981	W	80-66	(N)
1984-85	L	43-64	(A)	FRESNO STATE				KENTUCKY			0-1
	L	58-79	(H)	1994-95	W	67-62	(N)	1993-94	L	55-58	(N)
1985-86	L	68-77	(H)	FURMAN				LAMAR			1-0
	L	76-81	(A)	1995-96	W	60-56	(N)	1991-92	W	78-67	(N)
1986-87	L	65-69	(H)	GEORGETOWN				LEWIS STATE			2-2
	L	59-70	(H)	1984-85	L	69-77	(A)	1981-82	W	94-46	(N)
1987-88	W	71-55	(H)	1985-86	W	78-74	(N)	LOUISIANA STATE			2-2
1988-89	L	60-63	(A)	GEORGIA				1989-90	L	65-68	(H)
1989-90	W	63-62	(H)	1987-88	L	72-91	(H)	1990-91	W	89-82	(H)
1990-91	W	79-78	(A)	1988-89	L	70-90	(A)	1991-92	L	88-96	(A)
1991-92	W	90-78	(H)(OT)	1989-90	L	76-80	(H)	1992-93	W	79-59	(H)
1992-93	L	78-81	(A)	1990-91	L	71-91	(A)	LOUISVILLE			11-10
1993-94	L	54-73	(H)	GEORGIA SOUTHERN				1978-79	L	60-94	
1994-95	L	80-91	(H)	1974-75	L	53-65			L	73-77	
	L	62-81	(A)	1975-76	L	54-83		1979-80	L	67-86	
1995-96	L	56-74	(N)	1977-78	L	71-79			L	60-77	
	L	37-76	(H)	1980-81	L	79-96	(A)	1981-82	L	73-89	(A)
FLORIDA ATLANTIC			4-2	1981-82	L	78-81	(H)	1982-83	L	56-67	(A)
1986-87	L	38-42	(A)	1987-88	W	83-77	(A)(OT)	1983-84	L	65-81	(H)
1991-92	W	96-64	(H)	1988-89	W	105-78	(H)		L	77-88	(A)
1992-93	W	97-67	(H)	GEORGIA STATE				1984-85	L	74-89	(A)
1993-94	L	64-67	(A)	1980	L	96-78	(A)	1985-86	W	67-64	(H)
1994-95	W	69-55	(H)	GEORGIA TECH				1986-87	W	66-63	(H)
1995-96	W	69-46	(A)	1974-75	W	58-22			L	64-77	(A)
FLORIDA A&M			19-8	1980-81	L	84-97	(A)	1987-88	W	99-65	(H)
1974-75	W	77-34		1991-92	L	68-70	(H)		W	73-70	(A)
	W	47-26			W	77-66	(A)	1988-89	W	65-64	(A)
1977-78	W	84-59		GEORGIA STATE				1989-90	W	82-76	(H)
1978-79	L	79-84	(H)	1980	L	96-78	(A)		W	69-66	(H)
	L	61-77	(A)	GEORGIA TECH					W	77-62	(A)
1979-80	W	74-61	(H)	1974-75	W	58-22					
	L	60-67	(A)	1980-81	L	84-97	(A)				
1980-81	W	76-64	(H)	1991-92	L	68-70	(H)				
	W	76-61	(A)		W	77-66	(A)				
1981-82	L	86-87	(A)								

1990-91	W	83-70	(H)	1983-84	W	76-64	(N)	MONTANA STATE	1-0		
	W	86-52	(A)	1984-85	L	65-79	(A)	1991-92	W	89-66	(N)
	W	83-70	(A)		L	67-74	(H)	MONTCLAIR STATE	1-0		
MARYLAND		2-10		1986-87	W	75-74	(A)	1982-83	W	89-81	(OT) (H)
1991-92	L	64-79	(H)		L	73-80	(H)	NEBRASKA	1-0		
	L	70-101	(A)	1988-89	L	79-88	(H)	1982-83	W	100-84	(N)
1992-93	W	68-61	(H)		L	79-88	(A)	NEW MEXICO STATE	1-0		
	L	61-74	(A)	1989-90	W	95-66	(H)	1987-88	W	73-64	(A)
	L	68-91	(N)	1990-91	W	76-62	(A)	NEW ORLEANS	2-3		
1993-94	L	54-69	(H)	1991-92	W	71-69	(H)	1978-79	W	101-66	
	L	39-81	(A)	1992-93	W	64-61	(A)	1986-87	L	59-87	(A)
1994-95	L	56-70	(H)					1987-88	L	61-71	(H)
	W	66-59	(A)	MIAMI (OH)				1994-95	L	67-75	(A)
	L	56-72	(N)	1981-82	W	89-68	(N)	1995-96	W	62-51	(H)
1995-96	L	49-72	(H)					NORTH CAROLINA	5-9		
	L	63-75	(A)	MIAMI DADE CC-DTN				1981-82	W	77-68	(N)
				1975-76	W	73-51		1982-83	W	75-74	(N)
McNEESE STATE								1987-88	L	79-82	(A)
1981-82	W	69-62	(N)	MIAMI DADE CC NORTH				1991-92	W	70-61	(H)
				1974-75	W	59-40			L	52-69	(A)
MEMPHIS STATE									L	69-81	(N)
1977-78	L	69-91		MIAMI DADE CC SOUTH				1992-93	W	85-66	(A)
1978-79	L	78-101		1974-75	W	59-41			L	60-73	(H)
1981-82	L	90-104	(H)	1975-76	L	67-70		1993-94	L	61-102	(A)
1982-83	W	90-82	(H)						L	48-71	(H)
	W	68-66	(A)	MICHIGAN				1994-95	L	52-77	(H)
1983-84	L	67-83	(H)	1984	L	71-76	(H)		L	47-92	(A)
	L	64-80	(A)					1995-96	L	59-67	(A)
1984-85	L	64-76	(A)	MICHIGAN STATE					W	73-64	(H)
	L	67-84	(H)	1994-95	L	69-82	(N)	N. CAROLINA-ASHEVILLE	1-0		
1985-86	L	66-95	(H)					1988-89	W	99-58	(H)
	L	70-81	(A)	MIDDLE TENNESSEE				N. CAROLINA-CHARLOTTE	0-1		
1986-87	L	68-75	(A)	1983-84	W	75-67	(H)	1989-90	L	50-63	(H)
	L	75-94	(H)	1993-94	L	43-66	(A)	N. CAROLINA STATE	3-7		
1987-88	L	90-91	(H)					1991-92	W	76-75	(H)
	L	89-94	(A)	MISSISSIPPI					W	86-79	(A)
1988-89	W	89-80	(A)	1979-80	L	52-80		1992-93	L	67-75	(A)
1989-90	W	72-62	(A)	1981-82	W	63-61	(H)		L	47-57	(H)
	W	98-60	(H)	1982-83	L	76-86	(A)	1993-94	L	46-51	(H)
1990-91	W	106-94	(A)						W	59-58	(A)
	W	101-77	(H)	MISSISSIPPI COLLEGE				1994-95	L	68-91	(A)
MERCER				1979-80	L	50-90			L	55-70	(H)
1973-74	L	45-64		1981-82	W	71-69	(H)		L	71-76	(H)
1976-77	L	53-96							L	64-78	(A)
1978-79	L	73-83		MISSISSIPPI STATE				NORTHEAST MISSOURI	1-0		
1979-80	L	86-100		1978-79	L	60-64		1978-79	W	87-67	
	L	75-84		1979-80	L	61-73		NORTHERN ILLINOIS	1-1		
1980-81	L	76-80	(H)	1989-90	W	89-62	(H)	1991-92	W	99-74	(H)
1983-84	W	66-57	(H)					1992-93	L	80-86	(A)
MIAMI				MISSISSIPPI U FOR WOMEN ..				NORTHWEST LOUISIANA	1-0		
1974-75	W	59-45		1980-81	W	73-70	(A)	1979-80	W	85-81	
1978-79	W	79-53		1981-82	W	76-54	(H)	OLD DOMINION	0-1		
	W	79-72						1981-82	L	65-100	(A)
	W	83-57		MISSISSIPPI VALLEY							
1979-80	W	82-64		1981-82	L	83-95	(H)	MISSOURI	0-2		
	W	93-74						1983-84	L	66-83	(OT) (N)
	W	72-61		MISSOURI-KANSAS CITY				1995-96	L	47-61	(N)
1980-81	W	87-73	(H)	1990-91	W	66-52	(H)				
	W	62-55	(A)								
	L	70-79	(N)								
1981-82	W	77-74	(A)								
	W	66-52	(H)								

OKLAHOMA STATE	1-0
1982-83 W 72-52 (N)	
ORAL ROBERTS	2-1
1979-80 L 68-74 (H)	
1991-92 W 104-59 (H)	
1992-93 W 74-53 (H)	
OREGON STATE	0-1
1981-82 L 60-76 (N)	
PENSACOLA JC	2-0
1975-76 W 73-51	
1976-77 W 86-40	
PENN STATE	0-3
1982-83 L 84-86 (N)	
1983-84 L 68-96 (N)	
1989-90 L 73-83 (H)	
PEPPERDINE	1-0
1981-82 W 76-63 (N)	

PURDUE	1-0
1981-82 W 65-39 (A)	
RADFORD	0-1
1985-86 L 80-87 (H)	
RHODE ISLAND	0-1
1193-94 L 71-76 (H)	
RICE	1-0
1986-87 W 62-50 (H)	
RICHMOND	1-0
1993-94 W 70-66 (N)	
ROLLINS COLLEGE	4-0
1974-75 W 61-48	
1975-76 W 56-43	
W 64-56	
1976-77 W 87-52	
ST. JOSEPH	1-0
1982-83 W 59-54 (A)	

ST. LOUIS	1-0
1980-81 W 78-56 (N)	
SAVANNAH COLLEGE	0-1
1974-75 L 48-70	
SHORTER COLLEGE	0-4
1974-75 L 52-65	
L 63-78	
L 36-54	
L 35-69	
SOUTH ALABAMA	5-3
1976-77 W 87-66	
1978-79 W 76-43	
1980-81 L 79-82 (A)	
W 80-67 (H)	
1981-82 W 99-44 (H)	
1986-87 L 58-76 (H)	
L 64-99 (H)	
1989-90 W 89-82 (N)	

SOUTH CAROLINA	2-16
1977-78 L 52-115	
1979-80 L 68-93	
1980-81 L 57-69 (A)	
1981-82 L 81-82 (H)	
1983-84 L 62-69 (A)	
1984-85 L 61-70 (H)	
1986-87 L 56-63 (H)	
L 61-64 (A)	
1987-88 L 55-85 (H)	
L 86-96 (A)	
1988-89 L 82-99 (A)	
L 68-76 (H)	
1989-90 L 72-75 (H)	
L 59-75 (A)	
1990-91 W 69-60 (A)	
L 91-92 (H)	
W 54-53 (H)	

SOUTHEAST LOUISIANA	1-1
1979-80 L 70-73	
1980-81 W 94-68 (A)	

SOUTHERN ILLINOIS	0-1
1994-95 L 52-56 (N)	

SOUTHERN MISSISSIPPI	4-16
1979-80 L 65-107	
1980-81 L 69-73 (A)	
1981-82 L 84-94 (H)	
1983-84 L 75-84 (A)	
L 53-58 (H)	
1984-85 L 52-81 (A)	
L 61-66 (H)	
1985-86 L 67-74 (A)	
L 76-89 (H)	
1986-87 W 64-62 (A)	
L 75-84 (H)	
1987-88 L 60-69 (H)	
L 68-84 (A)	
1988-89 W 78-75 (H)	
L 66-84 (A)	
1989-90 L 73-77 (A)	



Jen Robinson

	W	97-72	(H)		W	82-50		1981-82	W	82-69	(N)
	L	78-90	(N)	1981-82	W	90-50	(H)	1986-87	L	66-75	(H)
1990-91	W	96-76	(H)	1985-86	W	88-77	(H)	1987-88	L	77-83	(A)
	L	90-93	(A)	1994-95	W	64-62	(H)				
SOUTH FLORIDA			27-3	TEMPLE			1-1	VIRGINIA			0-12
1973-74	W	62-41		1982-83	W	74-69	(A)	1990-91	L	77-92	(A)
1974-75	W	68-40		1995-96	L	67-72	(N)	1991-92	L	60-87	(H)
	W	70-53							L	43-81	(A)
1975-76	W	57-41		TENNESSEE			0-2	1992-93	L	66-78	(H)
1976-77	W	69-46		1984-85	L	56-67	(H)		L	68-76	(A)
1977-78	W	72-58		1985-86	L	43-89	(A)	1993-94	L	56-82	(A)
	W	84-6							L	50-59	(H)
	L	65-70		TENNESSEE TECH			1-0	1994-95	L	60-76	(H)
	W	86-61		1992-93	W	88-72	(N)		L	45-79	(A)
	L	59-61						1995-96	L	58-91	(A)
1978-79	W	89-80		TEXAS			0-1		L	40-81	(H)
	W	73-56		1983-84	L	43-89	(N)		L	50-83	(N)
	W	90-56						VIRGINIA TECH			10-8
1979-80	W	87-58		TEXAS TECH			0-1	1979-80	W	67-57	
	W	100-88		1994-95	L	44-66	(N)		L	54-77	
1980-81	W	79-41	(H)					1981-82	W	93-82	(A)
	W	71-61	(A)	TIFT			1-0	1983-84	L	63-68	(A)
1981-82	W	80-60	(A)	1974-75	W	58-47		1984-85	W	85-77	(H)
	W	77-49	(H)						L	65-86	(N)
1982-83	W	71-52	(H)	TENNESSEE-CHATTANOOGA			1-2	1985-86	L	68-73	(A)
1983-84	W	81-73	(A)	1982-83	W	94-77	(N)	1986-87	L	78-91	(A)
1984-85	L	71-79	(H)	1993-94	L	85-86	(A)		W	70-65	(H)
	W	74-69	(A)	1995-96	L	58-60	(H)		L	67-68	(N)
1985-86	W	58-47	(A)					1987-88	W	61-59	(H)
	W	78-68	(H)	TOLEDO			1-0		L	81-97	(A)
1988-89	W	85-74	(H)	1986-87	W	80-64	(H)	1988-89	L	67-68	(A)
	W	94-85	(A)						W	69-66	(H)
1992-93	W	87-68	(H)	TROY STATE			1-1	1989-90	W	68-64	(A)
1994-95	W	64-45	(H)	1977-78	W	71-61			W	69-52	(H)
1995-96	W	56-55	(N)	1979-80	L	78-92		1990-91	W	78-64	(A)
									W	76-53	(H)
SW MISSOURI STATE			0-1	TULANE			10-7	WAKE FOREST			4-7
1990-91	L	63-68	(A)	1978-79	L	65-78		1991-92	W	86-83	(A)
				1979-80	L	74-95			L	64-67	(H)
STANFORD			1-0		L	65-75		1992-93	L	53-57	(A)
1983-84	W	73-58	(N)	1980-81	L	60-70	(A)		W	77-73	(H)
				1981-82	W	89-70	(H)	1993-94	W	66-60	(H)
STETSON			11-4	1982-83	W	81-56	(H)		L	79-82	(A)
1976-77	W	78-29			W	91-65	(A)		L	57-72	(N)
	W	72-57		1983-84	L	71-77	(A)	1994-95	W	68-61	(A)
1978-79	L	61-63			W	86-79	(H)		L	61-66	(H)
	L	59-61		1984-85	L	56-59	(A)	1995-96	L	71-88	(H)
	W	89-56			W	81-47	(H)		L	52-54	(A)
1981-82	W	81-54	(H)	1985-86	W	71-70	(H)	WESTERN KENTUCKY			0-2
1982-83	W	102-42	(H)		L	60-75	(A)	1983-84	L	74-79	(N)
	W	77-64	(A)	1989-90	W	103-66	(H)	1990-91	L	69-72	(N)
1985-86	W	76-72	(A)		W	100-45	(A)				
	L	68-74	(H)	1990-91	W	87-60	(H)	WEST FLORIDA			1-0
1986-87	L	50-55	(H)		W	104-66	(A)	1975-76	W	100-16	
1987-88	W	69-75	(A)					WEST GEORGIA			2-2
1988-89	W	70-64	(H)	VALDOSTA STATE			1-11	1975-76	L	61-88	
1989-90	W	77-70	(A)	1974-75	L	42-53		1976-77	L	54-79	
1990-91	W	114-71	(H)		L	50-54		1978-79	W	73-59	
					L	32-49		1985-86	W	67-57	(H)
TALLADEGA COLLEGE			0-1	1975-76	L	44-91		WISCONSIN GREEN BAY			0-1
1975-76	L	55-100			L	50-101		1994-95	L	60-88	(N)
				1976-77	L	65-104					
TAMPA			6-0		L	60-92					
1974-75	W	48-36		1977-78	L	57-92					
1975-76	W	66-48		1980-81	L	58-62	(N)				

GOBRECHT'S ALL-TIME INTERCOLLEGIATE RECORD


SCHOOL	W-L	PCT.	FIRST MEETING	LAST MEETING
Alaska-Anchorage	1-0	1.000	1979-80; 95-70	1979-80; 95-70
Alabama	1-0	1.000	1984-85; 65-64	1984-85; 65-64
Alabama-Birmingham	1-0	1.000	1995-96; 80-62	1995-96; 80-62
Arizona	27-5	.844	1979-80; 56-57	1995-96; 63-78
Arizona State	20-13	.606	1979-80; 59-54	1995-96; 72-87
Arkansas	1-0	1.000	1994-95; 54-50	1994-95; 54-50
Auburn	0-2	.000	1985-86; 51-70	1989-90; 50-76
Baylor	0-1	.000	1980-81; 79-83	1980-81; 79-83
Biola	2-0	1.000	1979-80; 75-73	1981-82; 63-56
Boise State	6-1	.857	1985-86; 70-45	1995-96; 68-59
Brigham Young	1-1	.500	1983-84; 98-96	1986-87; 67-68
Brown	1-0	1.000	1989-90; 70-55	1989-90; 70-55
California	21-5	.808	1979-80; 75-76	1995-96; 93-58
UC Irvine	5-1	.833	1980-81; 62-73	1984-85; 60-49
UCLA	20-13	.606	1979-80; 64-89	1995-96; 70-48
Cal Poly Pomona	5-6	.455	1979-80; 76-94	1984-85; 63-69
UC Santa Barbara	4-0	1.000	1981-82; 74-60	1993-94; 75-49
Cal State Los Angeles	2-0	1.000	1979-80; 80-71	1981-82; 86-48
Cal State Northridge	2-0	1.000	1979-80; 81-80	1979-80; 91-75
Central Michigan	1-1	.500	1983-84; 64-76	1987-88; 79-61
Chapman College	1-0	1.000	1980-81; 101-82	1980-81; 101-82
Cincinnati	1-0	1.000	1993-94; 91-62	1993-94; 91-62
Cleveland State	0-1	.000	1983-84; 65-75	1983-84; 65-75
Colorado	2-4	.333	1982-83; 65-67	1995-96; 53-64
Colorado State	1-0	1.000	1981-82; 70-59	1981-82; 70-59
DePaul	3-1	.750	1982-83; 74-65	1990-91; 77-53
Duke	2-0	1.000	1985-86; 83-71	1992-93; 72-48
Eastern Michigan	1-0	1.000	1986-87; 80-41	1986-87; 80-41
Eastern Oklahoma	1-0	1.000	1981-82; 62-59	1981-82; 62-59
Eastern Washington	8-0	1.000	1985-86; 74-62	1995-96; 76-40
Fairfield	1-0	1.000	1987-88; 73-59	1987-88; 73-59
Fresno State	3-0	1.000	1980-81; 81-64	1985-86; 70-64
Gonzaga	12-0	1.000	1994-95; 88-59	1995-96; 71-55
Hawaii	3-1	.750	1983-84; 64-45	1992-93; 67-80
Houston	0-2	.000	1979-80; 69-76	1980-81; 89-103
Idaho	0-1	.000	1984-85; 72-79	1984-85; 72-79
Idaho State	1-0	1.000	1987-88; 87-51	1987-88; 87-51
Iowa	2-2	.500	1988-89; 51-53	1991-92; 39-58
Judson Baptist	1-0	1.000	1981-82; 93-41	1981-82; 93-41
Kansas	1-0	1.000	1982-83; 81-59	1982-83; 81-59
Kansas State	0-1	.000	1982-83; 71-88	1982-83; 71-88
Kent.	1-0	1.000	1994-95; 99-69	1994-95; 99-69
Long Beach State	0-17	.000	1979-80; 70-84	1979-80; 57-73
Louisiana State	1-0	1.000	1991-92; 63-57	1991-92; 63-57
Louisiana Tech	0-3	.000	1985-86; 54-79	1994-95; 47-81
Loyola-Maryland	1-0	1.000	1993-94; 82-57	1993-94; 82-57
Maine	1-0	1.000	1995-96; 73-59	1995-96; 73-59
Maryland	2-0	1.000	1990-91; 78-74	1993-94; 56-55
Memphis	2-0	1.000	1983-84; 59-54	1988-89; 78-48
Miami (Fla.)	1-0	1.000	1989-90; 85-68	1989-90; 85-68
Miami (Ohio)	1-0	1.000	1994-95; 86-62	1994-95; 86-62
Michigan	1-0	1.000	1991-92; 67-62	1991-92; 67-62
Michigan State	1-1	.500	1979-80; 64-71	1987-88; 79-57
Minnesota	2-0	1.000	1987-88; 83-64	1988-89; 74-59
Mississippi	1-0	1.000	1993-94; 69-51	1993-94; 69-51

Missouri	1-0	1.000	1979-80; 61-80	1979-80; 61-80
Montana	3-3	.500	1982-83; 41-64	1989-90; 67-58
Montana State	2-0	1.000	1981-82; 101-86	1992-93; 80-51
Nebraska	1-0	1.000	1981-82; 91-87	1981-82; 91-87
Nevada-Las Vegas	1-3	.250	1979-80; 79-106	1984-85; 66-77
New Mexico State	3-0	1.000	1982-83; 77-67	1987-88; 99-74
New Orleans	0-1	.000	1983-84; 50-72	1983-84; 50-72
North Carolina	1-0	1.000	1988-89; 72-60	1988-89; 72-60
North Carolina State	1-0	1.000	1992-93; 83-80	1992-93; 83-80
Northeast Louisiana	0-1	.000	1984-85; 65-66	1984-85; 65-66
Northern Illinois	2-1	.667	1990-91; 75-82	1994-95; 69-35
North Texas	1-0	1.000	1985-86; 69-54	1985-86; 69-54
Northwestern	1-1	.500	1994-95; 87-79	1995-96; 74-84
Ohio	1-0	1.000	1994-95; 73-56	1994-95; 73-56
Oklahoma	1-0	1.000	1986-87; 83-64	1986-87; 83-64
Oklahoma State	1-0	1.000	1984-85; 64-62	1984-85; 64-62
Oregon	15-7	.682	1985-86; 69-68	1995-96; 53-60
Oregon State	17-7	.708	1979-80; 62-83	1995-96; 72-78
Pacific	1-0	1.000	1981-82; 86-64	1981-82; 86-64
Penn State.	0-2	.000	1986-87; 68-70	1995-96; 66-84
Pepperdine	2-3	.400	1979-80; 61-74	1992-93; 84-64
Portland	2-0	1.000	1985-86; 71-61	1986-87; 78-52
Portland State	2-0	1.000	1985-86; 86-58	1986-87; 106-59
Princeton	1-0	1.000	1992-93; 79-43	1992-93; 79-43
Providence	1-0	1.000	1991-92; 98-91	1991-92; 98-91
Purdue	0-1	.000	1993-94; 59-86	1993-94; 59-86
Rhode Island	1-0	1.000	1995-96; 90-68	1995-96; 90-68
San Diego	2-0	1.000	1980-81; 101-64	1983-84; 77-47
San Diego State	2-10	.167	1979-80; 46-49	1984-85; 73-83
San Francisco	1-2	.333	1979-80; 69-78	1981-82; 88-77
San Jose State	4-2	.667	1980-81; 87-93	1987-88; 77-38
Santa Clara	3-1	.750	1982-83; 66-63	1994-95; 61-68
Seton Hall	1-0	1.000	1994-95; 84-72	1994-95; 84-72
South Alabama	1-0	1.000	1989-90; 94-68	1989-90; 94-68
South Carolina	1-0	1.000	1989-90; 73-61	1989-90; 73-61
South Florida	1-0	1.000	1983-84; 86-57	1983-84; 86-57
Southern California	13-19	.406	1979-80; 62-96	1995-96; 63-57
SW Missouri State	2-0	1.000	1988-89; 95-57	1994-95; 85-77
SW Texas State	1-0	1.000	1991-92; 58-52	1991-92; 58-52
Stanford	13-16	.448	1981-82; 78-80	1995-96; 54-59
Stephen F. Austin	1-1	.500	1988-89; 63-73	1989-90; 84-60
Tennessee	0-2	.000	1979-80; 57-88	1988-89; 48-70
Texas	2-2	.500	1980-81; 42-106	1991-92; 72-64
Texas A&M	1-0	1.000	1980-81; 73-60	1980-81; 73-60
Texas Christian	1-0	1.000	1984-85; 66-51	1984-85; 66-51
Texas-El Paso	1-0	1.000	1982-83; 79-50	1982-83; 79-50
Texas Tech	1-4	.250	1984-85; 68-71	1994-95; 52-67
Texas Women's	0-1	.000	1979-80; 79-91	1979-80; 79-91
Utah	2-1	.667	1984-85; 68-58	1989-90; 65-51
Villanova	0-1	.000	1985-86; 62-65	1985-86; 62-65
Washington State	22-2	.917	1983-84; 69-45	1995-96; 78-60
Weber State	2-0	1.000	1985-86; 114-61	1986-87; 68-54
West Texas State	3-0	1.000	1983-84; 65-56	1985-86; 75-66
West Virginia	2-0	1.000	1984-85; 75-71	1993-94; 105-47
Western Kentucky	0-1	.000	1992-93; 55-93	1992-93; 55-93
Western Washington	1-0	1.000	1985-86; 71-46	1985-86; 71-46
Wisconsin	1-0	1.000	1990-91; 99-91	1990-91; 99-91
Wyoming	1-0	1.000	1982-83; 82-78	1982-83; 82-78
CAREER RECORD	327-181	.643		

FAIRFIELD (1-0)	LOUISIANA TECH (0-3)	NEW ORLEANS (0-1)
1987-88 73-59	1994-95 47-81	1983-84 50-72
FRESNO STATE (3-0)	1987-88 50-70	NORTH CAROLINA (1-0)
1985-86 73-64 70-64	1985-86 54-79	1988-89 72-60
1980-81 81-64	LOYOLA-MARYLAND (1-0)	NORTH CAROLINA STATE (1-0)
GONZAGA (12-0)	1993-94 82-57	1992-93 83-80
1995-96 71-55	MAINE (1-0)	NE LOUISIANA (0-1)
1994-95 88-59	1995-96 73-59	1984-85 65-66
1992-93 94-64	MARYLAND (2-0)	NORTHERN ILLINOIS (2-1)
1991-92 73-67ot	1993-94 56-55	1994-95 69-35
1990-91 91-32	1990-91 78-74	1991-92 101-81 2ot
1989-90 70-45	MEMPHIS STATE (2-0)	1990-91 75-82
1988-89 69-49	1988-89 78-48	NORTH TEXAS (1-0)
1987-88 65-42	1983-84 59-54	1985-86 69-54
1986-87 94-49	MIAMI, FLA (1-0)	NORTHWESTERN (1-1)
1985-86 72-57	1989-90 85-68	1995-96 74-84
1984-85 75-58	MIAMI, OHIO (1-0)	1994-95 87-79
HAWAII (3-1)	1994-95 86-62	OHIO (1-0)
1992-93 67-80	MICHIGAN (1-0)	1994-95 73-56
1988-89 87-79	1991-92 67-62	OKLAHOMA (1-0)
1985-86 76-53	MICHIGAN STATE (1-1)	1986-87 83-64
1983-84 64-45	1987-88 79-57	OKLAHOMA STATE (1-0)
HOUSTON (0-2)	1979-80 64-71	1984-85 64-62
1980-81 89-103	MINNESOTA (2-0)	OREGON (15-7)
1979-80 69-76	1988-89 74-59	1995-96 82-66 53-60
IDAHO (0-1)	1987-88 83-64	1994-95 61-83 85-78
1984-85 72-79	MISSISSIPPI (1-0)	1993-94 67-70 41-62
IDAHO STATE (1-0)	1993-94 69-51	1992-93 87-74 59-51
1987-88 87-51	MONTANA (3-3)	1991-92 71-66 69-66
IOWA (2-2)	1989-90 67-58	1990-91 55-50 65-55
1991-92 39-58	1988-89 80-47	1989-90 73-57 62-52
1990-91 71-61 70-53	1987-88 57-78	1988-89 71-59 76-89
1988-89 51-53	1986-87 68-56	1987-88 68-67 68-51
JUDSON BAPTIST (1-0)	1985-86 51-63	1986-87 69-57 69-79
1981-82 93-41	1982-83 41-64	1985-86 69-68ot 67-83
KANSAS (1-0)	MONTANA STATE (2-0)	OREGON STATE (17-7)
1982-83 81-59	1992-93 80-51	1995-96 66-69 72-78
KANSAS STATE (0-1)	1981-82 101-86	1994-95 63-58 70-74
1982-83 71-88	NEBRASKA (1-0)	1993-94 94-61 59-67
KENT (1-0)	1981-82 91-87ot	1992-93 71-57 81-71
1994-95 99-69	NEVADA-LAS VEGAS (1-3)	1991-92 59-48 73-70
LONG BEACH STATE (0-17)	1984-85 66-77	1990-91 67-84 68-61
1991-92 57-73	1982-83 75-66	1989-90 69-47 73-56
1988-89 77-81 86-97	1979-80 79-106 68-82	1988-89 71-60 75-63
1987-88 78-104	NEW MEXICO STATE (3-0)	1987-88 68-50 77-49
1986-87 57-72	1987-88 99-74	1986-87 67-51 69-67
1984-85 62-66 69-96	1986-87 86-73	1985-86 75-60 65-42
1983-84 72-83 50-68	1982-83 77-67	1983-84 58-67
1982-83 77-85 75-96		1979-80 62-83
1981-82 71-87 67-84		PACIFIC (1-0)
1980-81 68-96 72-96		1981-82 86-64
1979-80 70-84 81-87		
LOUISIANA STATE (1-0)		
1991-92 63-57		

PENN STATE (0-2)	SOUTH FLORIDA (1-0)	TEXAS CHRISTIAN (1-0)
1995-96 66-84	1983-84 86-57	1984-85 66-51
1986-87 68-70		
PEPPERDINE (2-3)	USC (13-19)	TEXAS EL-PASO (1-0)
1992-93 84-64	1995-96 69-67 63-57	1982-83 79-50
1984-85 82-74	1994-95 67-53 75-72	
1981-82 74-75	1993-94 71-80 63-55	TEXAS TECH (1-4)
1980-81 86-90	1992-93 61-74 45-46	1994-95 79-75 52-67
1979-80 61-74	1991-92 67-74 58-62	1992-93 74-90 64-70
	1990-91 77-63 62-69	1984-85 68-71
PORTLAND (2-0)	1989-90 68-47 76-40	
1986-87 78-52	1988-89 104-73 75-67	TEXAS WOMEN'S (0-1)
1985-86 71-61	1987-88 82-80 74-77	1979-80 79-91
	1986-87 73-61 67-91	
PORTLAND STATE (2-0)	1984-85 61-78 51-54	UTAH (2-1)
1986-87 106-59	1983-84 76-88 58-81	1989-90 65-51
1985-86 86-58	1982-83 47-89 65-76	1988-89 61-77
	1981-82 55-95 86-84	1984-85 68-58
PRINCETON (1-0)	1980-81 63-104 81-87	
1992-93 79-43	1979-80 62-96 59-72	VILLANOVA (0-1)
		1985-86 62-65
PROVIDENCE (1-0)	SW MISSOURI STATE (2-0)	WAKE FOREST (0-1)
1991-92 98-91	1994-95 85-77	1995-96 57-68
	1988-89 95-57	
PURDUE (0-1)	SW TEXAS STATE (1-0)	WASHINGTON STATE (22-2)
1993-94 59-86	1991-92 58-52	1995-96 93-76 78-60
		1994-95 82-64 67-72
RHODE ISLAND (1-0)	STANFORD (13-16)	1993-94 85-69 89-64
1995-96 90-68	1995-96 54-67 54-59	1992-93 72-75ot 77-62
	1994-95 54-68 50-55	1991-92 73-68 80-73
SAN DIEGO (2-0)	1993-94 78-61 70-97	1990-91 77-61 69-56
1983-84 77-47	1992-93 73-70 62-86	1989-90 84-54 79-57
1980-81 101-64	1991-92 69-79 61-83	1988-89 84-64 69-63
	1990-91 71-75 69-68	1987-88 81-72 76-58
SAN DIEGO STATE (2-10)		1986-87 79-71 91-57
1984-85 73-65 73-83	1989-90 62-102 81-78	1985-86 73-69 81-53
1983-84 65-72 64-82	1988-89 60-72 65-69	1983-84 69-45
1982-83 97-58 77-80	1987-88 77-60 66-70	
1981-82 77-91 54-56	1986-87 86-59 67-57	
1980-81 58-66 52-77	1985-86 71-58	
1979-80 46-49 59-67	1984-85 66-51 80-66	WEBER STATE (2-0)
	1983-84 72-61 70-57	1986-87 68-54
SAN FRANCISCO (1-2)	1982-83 68-67 68-80	1985-86 114-61
1981-82 88-77	1981-82 78-80	
1980-81 69-77		WEST TEXAS STATE (3-0)
1979-80 69-78		1985-86 75-66
		1984-85 71-64
SAN JOSE STATE (4-2)	STEPHEN F. AUSTIN (1-1)	1983-84 65-56
1987-88 77-38	1989-90 84-60	
1985-86 77-44 87-53	1988-89 63-73	WEST VIRGINIA (2-0)
1984-85 76-55		1993-94 105-47
1982-83 59-63	TENNESSEE (0-2)	1984-85 75-71
1980-81 87-93	1988-89 48-70	
	1979-80 57-88	WESTERN KENTUCKY (0-1)
SANTA CLARA (3-1)	TEXAS (2-2)	1992-93 55-93
1994-95 61-68	1991-92 72-64	
1981-82 80-68 74-62	1989-90 75-65	WESTERN WASHINGTON (1-0)
1980-81 85-71	1988-89 64-69	1985-86 71-46
	1980-81 42-106	
SOUTH ALABAMA (1-0)	TEXAS A&M (1-0)	WISCONSIN (1-0)
1989-90 94-68	1980-81 73-60	1990-91 99-91ot
		WYOMING (1-0)
SOUTH CAROLINA (1-0)		1982-83 82-78
1989-90 73-61		

YEAR-BY-YEAR RESULTS



Diane Murphy
1976-79



Jan Dykehouse Allen
1979-86



Marynell Meadors
1986-96

Head Coach MILLIE USHER 1973-74 (7-3)

Florida	39- 49	L
Barry College	50- 33	W
Florida	52- 36	W
Flagler	53- 35	W
Florida	32- 31	W
Mercer	45- 64	L
Flagler	31- 41	L
South Florida	62- 41	W
Flagler	76- 38	W
Florida	48- 45	W

1974-75 (15-17)

Albany State	62- 55	W
Valdosta State	42- 53	L
Florida A&M	77- 34	W
Shorter College	52- 65	L
Shorter College	63- 78	L
Savannah State	48- 70	L
South Florida	68- 40	W
Miami-Dade South	59- 41	W
Rollins College	61- 48	W
Florida	44- 67	L
Flagler	51- 60	L
Florida	53- 47	W
Georgia Tech	58- 22	W
Shorter College	36- 54	L
Tift	58- 47	W
Valdosta State	50- 54	L
Albany State	43- 61	L
Florida A&M	47- 26	W
Florida	41- 49	L
Tampa	48- 36	W
Flagler	52- 59	L
Miami	59- 45	W
South Florida	70- 53	W
Florida	44- 28	W
Flagler	59- 55	W
Flagler	45- 53	L
Miami-Dade North	59- 40	W
Auburn	51- 64	L
Fort Valley	43- 58	L

1975-76 (11-12)

Rollins	56- 43	W
Albany State	50- 71	L
West Florida	100- 16	W
South Florida	57- 41	W
Tampa	66- 48	W
Rollins	64- 56	W
Valdosta State	44- 91	L
Tampa	82- 50	W
West Georgia	61- 88	L
Talladega College	55-100	L
College of Charleston	61- 93	L
Albany State	44- 73	L
Miami-Dade South	67- 70	L
Florida International	58- 35	W
Pensacola Jr College	73- 51	W
Florida	65- 59	W
Georgia Southern	54- 83	L
Florida	45- 64	L

Miami-Dade Dntn	73- 51	W
Florida International	81- 44	W
Florida	45- 68	L
Valdosta State	50-101	L
Florida	39- 55	L

Head Coach DIANE MURPHY 1976-77 (10-12)

Albany State	38- 87	L
Mercer	53- 96	L
Florida	54- 80	L
Valdosta State	65-104	L
John Abbott College	62- 60	W
Stetson	78- 29	W
Florida	65- 67	L
Rollins	87- 52	W
Central Florida	77- 63	W
Dayton	104- 33	W
South Alabama	87- 66	W
Albany State	65- 79	L
Alabama State	73- 80	L
West Georgia	54- 79	L
Judson College	97- 79	W
Stetson	72- 57	W
Pensacola Jr College	86- 40	W
Valdosta State	60- 92	L
South Florida	69- 46	W
Florida	67- 72	L
Florida	60- 72	L
Delta State	60-106	L

1977-78 (8-8)

Valdosta State	57- 92	L
Florida	93- 66	W
Troy State	71- 67	W
South Florida	72- 58	W
Memphis State	69- 91	L
South Carolina	52-115	L
Georgia Southern	71- 79	L
John Abbott College	71- 67	W
Florida A&M	84- 69	W
Florida	63-102	L
South Florida (OT)	84- 76	W
South Florida*	65- 70	L
South Florida*	86- 61	W
South Florida*	59- 61	L

*State Tournament

1978-79 (17-15)

Mississippi State	60- 64	L
South Alabama	76- 43	W
Mercer	73- 83	L
NE Missouri	87- 61	W
Stetson	61- 63	L
South Florida	89- 80	W
Florida	88- 79	W
New Orleans	64- 62	W
Tulane	65- 78	L
Louisville	60- 94	L
Cincinnati	61- 57	W
Alabama-Birmingham	85- 87	L
Memphis State	78-101	L
South Florida	73- 56	W
Florida	91- 72	W
Miami	79- 53	W

New Orleans	101- 66	W
Florida A&M	79- 84	L
Louisville	73- 77	L
West Georgia	73- 59	W
Alabama State	73- 95	L
Alabama-Birmingham	79- 95	L
Miami	74- 95	L
Appalachian State	83- 89	L
Winthrop College	63- 71	L
Florida A&M	61- 77	L
Stetson	89- 56	W
South Florida	90- 56	W
Miami	73- 57	W
Florida	89- 85	W
Florida	101- 94	W
Delta State	64- 93	L

Head Coach
**JAN DYKEHOUSE
ALLEN**

1979-80 (13-22)

Mississippi State	61- 73	L
Alabama-Birmingham	85- 95	L
South Carolina	68- 93	L
South Florida	87- 58	W
Florida A&M	74- 61	W
Southern Mississippi	65-107	L
Troy State	78- 92	L
Belhaven	81- 75	W
Miami	82- 64	W
Oral Roberts	68- 74	L
Virginia Tech	67- 57	W
Louisville	67- 86	L
Tulane	74- 95	L
Mississippi College	50- 90	L
Alabama	61- 88	L
Alabama-Birmingham	82- 96	L
Florida	92- 77	W
Miami	93- 74	W
East Carolina	61- 69	L
Mississippi	52- 80	L
Louisville	60- 77	L
Mercer	86-100	L
Northwest Louisiana	85- 81	W
Florida	88- 84	W
Florida Southern	97- 58	W
Virginia Tech	54- 77	L
Southeast Louisiana	70- 73	L
Tulane	65- 75	L
Florida A&M	60- 67	L
South Florida	100- 88	W
Florida	67- 78	L
Miami	72- 61	W
Florida	84- 76	W
Florida	71- 84	L
Mercer	75- 84	L

1980-81 (14-15)

11-20	Georgia Tech	84- 97	L
11-21	Georgia Southern (State)	79- 96	L
11-25	South Alabama	79- 82	L
11-28	Valdosta State*	58- 62	L
11-29	Alabama*	77- 76	W
12-3	Florida	90- 48	W
12-6	Miami	87- 73	W
12-12	Central Florida	92- 75	W

Denver	93- 41	12-13	W
Miss U for Women**	73- 70	12-18	W
Central Missouri**	60- 69	12-19	L
Clemson**	59- 78	12-20	L
Indiana	76- 79	1-7	L
East Carolina	67- 78	1-8	L
Cincinnati	65- 91	1-10	L
Florida A&M	76- 64	1-14	W
South Florida	79- 41	1-16	W
Southeast Louisiana	94- 68	1-22	W
Southern Mississippi	69- 73	1-24	L
Mercer	76- 80	1-24	L
South Carolina	57- 69	1-29	L
Miami	62- 55	1-31	W
Tulane+	60- 70	2-5	L
St. Louis+	78- 56	2-7	W
Florida	81- 83	2-11	L
South Florida	71- 61	2-12	W
Florida A&M	76- 61	2-14	W
South Alabama	80- 67	2-16	W
Miami++	70- 79	2-27	L

*Lady Sunshine Classic, Orlando, FL
**MUW Christmas Tournament, Columbus, MS
+Metro Conference Tournament, New Orleans, LA
++FAIA State Tournament, Daytona Beach, FL

1981-82 (28-10)

Stetson	81- 54	11-23	W
McNeese State*	69- 62	11-27	W
Valdosta State*	82- 69	11-28	W
Central Florida	75- 65	12-1	W
Kent State**	80- 66	12-4	W
Purdue**	65- 39	12-5	W
Florida	60- 63	12-8	L
Florida International	74- 64	12-11	W
Miami	77- 74	12-12	W
South Alabama	99- 44	12-19	W
Lewis University+	94- 46	1-3	W
Miami-Ohio+	89- 68	1-4	W
North Carolina+	77- 68	1-5	W
South Florida	80- 60	1-8	W
Miss U for Women	76- 54	1-11	W
Florida	86- 79	1-13	W
Virginia Tech	93- 72	1-16	W
Old Dominion	65-100	1-17	L
Florida A&M	86- 87	1-20	L
Memphis State	90-104	1-25	L
South Carolina	81- 82	1-27	L
Southern Mississippi	84- 94	1-30	L
Louisville	73- 89	2-6	L
Tulane	89- 70	2-8	W
Florida A&M	59- 58	2-10	W
Miami	66- 52	2-13	W
Mississippi	63- 61	2-15	W
Tampa	90- 50	2-20	W
South Florida	77- 49	2-22	W
Miami++	84- 80	3-4	W
Florida A&M++	76- 65	3-6	W
Mississippi College^	71- 69	3-11	W
Georgia Southern^	78- 81	3-12	L
Mississippi Valley^	83- 95	3-12	L
Pepperdine^	76- 63	3-25	W
Brigham Young#	75- 71	3-26	W
St. Louis# (forfeit)	2- 0		W
Oregon State#	60- 76	3-27	L

*Lady Seminole Classic, Tallahassee, FL
**Boilermaker Premier, W. Lafayette, IN
+Hurricane New Year's Classic, Miami, FL
++FAIAW State Tournament, Daytona Beach, FL
^AIAW Region III Tournament
#NWIT

1982-83 (24-6)

Tenn-Chattanooga*	94- 77	W 11-26
North Carolina*	75- 74	W 11-27
Albany State	94- 52	W 12-1
Stetson	102- 42	W 12-4
Alabama	73- 64	W 12-6
Penn State**	84- 86	L 12-10
Delta State**	75- 67	W 12-11
Nebraska+	100- 84	W 12-31
Army+	69- 60	W 1-2
Oklahoma State+	72- 52	W 1-3
Temple	74- 69	W 1-6
St. Joseph's	59- 54	W 1-7
Montclair State (OT)	89- 81	W 1-10
Tulane	81- 56	W 1-15
Memphis State	90- 82	W 1-17
Florida A&M	66- 60	W 1-19
Alabama-Birmingham	73- 75	L 1-22
Auburn	43- 73	L 1-24
Florida	68- 63	W 1-27
Stetson	77- 64	W 1-28
South Florida	71- 52	W 2-3
Tulane	91- 65	W 2-5
Florida A&M	82- 65	W 2-9
Florida International	77- 65	W 2-12
Alabama	61- 64	L 2-16
Florida	89- 67	W 2-19
Memphis State	68- 66	W 2-26
Louisville++	56- 67	L 3-7
Cincinnati++	84- 61	W 3-8
Mississippi^	76- 86	L 3-18

*Lady Seminole Classic, Tallahassee, FL
**Mid-American Classic, Columbia, MO
+Hurricane New Year's Classic, Miami, FL
++Metro Conference Tournament, Louisville, KY
^First Round NCAA Playoff

1983-84 (13-18)

Arizona State*	70- 85	L 11-18
Brigham Young*	61- 76	L 11-19
Middle Tenn State	75- 67	W 11-26
Western Kentucky**	74- 79	L 12-2
Kansas**	91- 62	W 12-3
Central Florida	67- 60	W 12-5
South Florida	81- 73	W 12-10
Alabama-Birmingham	82- 75	W 12-15
Penn State+	68- 96	L 1-2
Stanford+	73- 58	W 1-3
Missouri (OT)+	82- 75	W 1-5
Louisville	65- 81	L 1-10
Miami++	76- 64	W 1-13
Mercer++	66- 57	W 1-14
Florida	74- 70	W 1-20
Memphis State	67- 83	L 1-23
Tulane	71- 77	L 1-28
Southern Mississippi	75- 84	L 1-30
Auburn	53- 72	L 2-2
Virginia Tech	63- 68	L 2-4
South Carolina	62- 69	L 2-6
Southern Mississippi	53- 58	L 2-11
Florida	57- 65	L 2-13
Florida A&M	80- 64	W 2-15
Tulane	86- 79	W 2-18 20
Alaska^	77- 63	W 2-28
Texas^	43- 89	L 2-24
Idaho^	74- 75	L 2-25
Cincinnati#	83- 72	W 2-29
Memphis State#	64- 80	L 3-5
Louisville	77- 88	L 3-6

*Lady Buff Classic, Boulder, CO
 **Louisville Tech Classic, Louisville, KY
 +Miami Masonic Classic, Miami, FL
 ++Duval Hotel Classic, Tallahassee, FL
 ^Northern Lights Shootout, Anchorage, AK
 #Metro Conference Tournament, Cincinnati, OH

Head Coach
**MARYNELL
 MEADORS**

1988-89 (16-11)

1984-85 (7-21)

1986-87 (9-19)

11-14	Albany State	66-60	W
11-23	Colorado	70-61	W
11-26	Georgetown	69-77	L
12-3	Central Florida	76-93	L
12-7	Michigan	71-76	L
12-8	Wichita State	54-70	L
12-15	Miami	65-79	L
12-31	Fordham*	88-81	W
1-2	Fairfield*	64-71	L
1-6	Virginia Tech	85-77	W
1-10	Cincinnati	73-83	L
1-12	Louisville	74-89	L
1-14	South Florida (OT)	71-69	W
1-16	Florida	43-64	L
1-19	South Carolina	61-70	L
1-24	Southern Mississippi	61-66	L
1-26	Tulane	56-59	L
1-30	Auburn	58-76	L
2-8	Tennessee	56-67	L
2-10	Tulane	81-47	W
2-12	Florida A&M	57-61	L
2-16	Southern Mississippi	61-66	L
2-20	Florida	58-79	L
2-2	Memphis State*	64-76	L
2-25	Miami	67-74	L
2-23	Memphis State*	67-84	L
3-1	South Florida	74-69	W
3-3	Virginia Tech**	65-86	L

Albany State (OT)	71-72	12-1	L
Toledo*	80-64	12-5	W
Rice*	62-50	12-6	W
Stetson	50-55	12-13	L
Miami	75-74	12-15	W
Florida Atlantic	38-42	12-16	L
Alabama-Birmingham	75-62	12-18	W
Valdosta State	66-75	12-30	L
Virginia Tech	78-91	1-3	L
Louisville	66-63	1-10	W
Cincinnati	53-55	1-12	L
Florida	65-69	1-14	L
South Alabama	58-76	1-16	L
South Carolina	56-63	1-19	L
Southern Mississippi	64-62	1-24	W
Memphis State	68-75	1-26	W
Miami	73-80	1-29	L
Virginia Tech	70-65	1-31	W
South Alabama	64-99	2-3	L
Louisville	64-77	2-7	L
Cincinnati	70-50	2-9	W
Florida A&M	79-72	2-12	W
South Carolina	61-64	2-16	L
Florida	59-70	2-19	L
Southern Mississippi	75-84	2-21	L
Memphis State	67-94	2-23	L
New Orleans	59-87	2-25	L
Virginia Tech**	67-88	3-5	L

Central Michigan*	100-78	W	11-25
Miami*	85-96	L	11-26
N. Carolina-Asheville**	99-58	W	12-2
Georgia Southern**	105-78	W	12-3
Miami	79-88	L	12-11
Florida	60-65	L	12-13
Stetson	70-64	W	12-17
Alabama-Birmingham	84-68	W	12-19
Southern Mississippi	78-75	W	1-7
Memphis State	95-75	W	1-14
Cincinnati	45-66	L	1-14
Louisville	65-64	W	1-16
Virginia Tech	67-68	L	1-21
South Carolina	82-99	L	1-23
South Florida	85-74	W	1-25
Virginia Tech	69-66	W	1-28
Alabama	68-70	L	1-30
Southern Mississippi	66-84	L	2-4
Howard University	101-73	W	2-6
Florida A&M	75-68	W	2-9
Cincinnati	62-57	W	2-11
Louisville	82-76	W	2-13
Georgia	70-90	L	2-16
South Carolina	68-76	L	2-20
South Florida	94-85	W	2-24
Memphis State	89-80	W	3-2
Cincinnati+	47-57	L	3-9

*Lady Sunshine Classic, Lake Mary, FL
 **Tallahassee Hilton Classic, Tallahassee, FL
 +Metro Conference Tournament, Memphis, TN

1989-90 (21-9)

*Women's Court Classic, Miami, FL
 **Metro Conference Tournament, Hattiesburg, MS

*Tallahassee Hilton Classic, Tallahassee, FL
 **Metro Conference Tournament, Blacksburg, VA

1985-86 (12-16)

1987-88 (9-18)

11-23	West Georgia	67-57	W
11-26	Georgia Southwestern	51-58	L
11-29	Colorado State*	68-53	W
11-30	Monmouth (3 OT)*	81-69	W
12-4	Tampa	88-77	W
12-6	Georgetown**	78-74	W
12-7	Radford (OT)**	80-87	L
12-16	Stetson	76-72	W
1-2	South Carolina	57-81	L
1-4	Virginia Tech	68-73	L
1-11	Louisville	67-64	W
1-13	Cincinnati	75-72	W
1-18	Central Florida	90-98	L
1-20	South Florida	58-47	W
1-22	Florida	68-77	L
1-24	Tulane	71-70	W
1-26	Tennessee	43-89	L
1-30	Albany State	72-69	W
2-1	Memphis State	66-95	L
2-6	Southern Mississippi	76-89	L
2-8	Tulane	60-75	L
2-10	South Florida	78-68	W
2-13	Florida A&M	65-83	L
2-15	Southern Mississippi	76-89	L
2-19	Florida	76-81	L
2-22	Memphis State	70-81	L
2-26	Stetson	68-74	L
3-1	Cincinnati+	45-77	L

New Mexico State*	73-64	11-27	W
DePaul*	68-82	11-28	L
Wisconsin**	100-67	12-4	W
West Virginia (OT)**	68-58	12-5	W
Stetson	69-75	12-12	L
Georgia Southern (OT)	83-77	12-16	W
North Carolina	79-82	12-18	L
Georgia	72-91	1-3	L
Wisconsin-Green Bay	64-67	1-6	L
New Orleans	61-71	1-13	L
Memphis State (OT)	90-91	1-16	L
Southern Mississippi	60-69	1-18	L
Florida A&M	68-73	1-21	L
South Carolina	55-85	1-25	L
Valdosta State	77-83	1-28	L
Virginia Tech	61-59	1-30	W
Alabama	64-70	2-1	L
Cincinnati	59-70	2-6	L
Louisville	99-65	2-8	W
Memphis State	89-94	2-13	L
Southern Mississippi	68-84	2-15	L
Virginia Tech	81-97	2-20	L
South Carolina	86-96	2-22	L
Florida	71-55	2-27	W
Louisville	73-70	1-8	W
Cincinnati	66-58	1-10	W
Cincinnati+	76-78	3-10	L

S. Alabama (2 OT)*	89-82	W	11-24
Louisiana State*	65-68	L	11-25
Mississippi State**	89-62	W	12-1
N. Carolina-Charlotte**	50-63	L	12-2
Alabama	81-76	W	12-6
Stetson	77-70	W	12-18
Appalachian State	77-62	W	12-30
Georgia Southern	80-49	W	1-4
Virginia Tech	68-64	W	1-6
Tulane	103-66	W	1-8
Florida	63-62	W	1-10
Louisville (OT)	69-66	W	1-13
Cincinnati	61-44	W	1-15
Auburn	63-80	L	1-17
South Carolina	72-75	L	1-22
Southern Mississippi	73-77	L	1-27
Memphis State	72-62	W	1-29
Virginia Tech	69-52	W	2-3
Tulane	100-45	W	2-5
Louisville	77-62	W	2-10
Cincinnati	57-44	W	2-12
Florida A&M	87-60	W	2-15
Miami	95-66	W	2-17
Georgia	76-80	L	2-21
Southern Mississippi	97-72	W	2-24
Memphis State	98-60	W	2-26
South Carolina	59-75	L	3-3
Memphis State+	83-58	W	3-8
Southern Mississippi+	78-90	L	3-9
Penn State++	73-83	L	3-14

*LSU Crawfish Classic, Baton Rouge, LA
 **Tallahassee Hilton Classic, Tallahassee, FL
 +Metro Conference Tournament, Cincinnati, OH
 ++NCAA Tournament, Tallahassee, FL

1990-91 (25-7)

11-23	Missouri-KC*	66-52	W
11-24	SW Missouri State*	63-68	L
12-1	Marquette**	110-75	W
12-2	LSU**	89-82	W
12-7	Northern Illinois+	78-66	W
12-8	Virginia+	77-92	L
12-17	Florida	79-78	W
12-19	Miami	76-62	W
1-7	Virginia Tech	78-64	W
1-12	Cincinnati	90-61	W
1-14	Louisville	83-70	W
1-16	Alabama	88-65	W
1-19	Memphis State	106-94	W
1-21	South Carolina	69-60	W
1-26	Southern Mississippi	96-76	W
1-29	Tulane	87-60	W
1-31	Georgia	71-91	L
2-4	South Carolina (2 OT)	91-92	L
2-6	Stetson	114-71	W
2-9	Cincinnati	67-49	W
2-11	Louisville	86-52	W
2-14	Auburn	64-79	L
2-16	Memphis State	101-77	W
2-18	Virginia Tech	76-53	W
2-23	Southern Mississippi	90-93	L
2-25	Tulane	104-66	W
2-28	Florida A&M	92-62	W
3-4	Cincinnati++	89-51	W
3-5	Louisville++	83-70	W
3-6	South Carolina++	54-53	W
3-13	Appalachian State^	96-57	W
3-15	Western Kentucky^	69-72	L

*St. John's Lady Bear Classic, Springfield, MO
 **Tallahassee Hilton Classic, Tallahassee, FL
 +Cavalier Classic, Charlottesville, VA
 ++Metro Conference Tournament, Louisville, KY
 ^NCAA Tournament, Tallahassee, FL

1991-92 (17-11)

11-24	Miami (OT)	71-69	W
11-29	Lamar*	78-67	W
11-30	Louisiana State* (OT)	88-96	L
12-7	Montana State**	89-66	W
12-8	Eastern Kentucky**	72-65	W
12-15	Florida (OT)	90-78	W
12-17	Georgia Tech	68-70	L
1-3	Virginia	60-87	L
1-5	Wake Forest	86-83	W
1-8	Maryland	64-79	L
1-11	Georgia Tech	77-66	W
1-15	Clemson	73-80	L
1-19	North Carolina State	76-75	W
1-21	Duke	67-55	W
1-25	North Carolina	70-61	W
1-27	Virginia	43-81	L
2-1	Clemson	79-66	W
2-5	Maryland	70-101	L
2-8	Duke	61-53	W
2-10	North Carolina	52-69	L
2-15	North Carolina State	86-79	W
2-17	Wake Forest	64-67	L
2-19	Butler	68-71	L
2-22	Northern Illinois	99-74	W
2-24	Florida A&M	100-71	W
2-26	Florida Atlantic	96-64	W
2-29	Oral Roberts	104-59	W
3-7	North Carolina+	69-81	L

*LSU Crawfish Classic, Baton Rouge, LA
 **Dial Classic, Tallahassee, FL
 +ACC Tournament, Rock Hill, SC

1992-93 (13-14)

Florida Atlantic	97-67	12-1	W
South Florida*	87-68	12-4	W
Louisiana State*	79-59	2-5	W
North Carolina State	67-75	12-16	L
Miami	64-61	12-19	W
Tennessee Tech**	88-72	12-21	W
California**	50-69	12-22	L
Duke	84-72	1-3	W
Virginia	66-78	1-6	L
North Carolina	85-66	1-10	W
Maryland	68-61	1-12	W
Wake Forest	53-57	1-16	L
Georgia Tech	79-71	1-18	W
North Carolina	60-73	1-21	L
Maryland	61-74	1-25	L
Florida A&M	79-58	1-27	W
Virginia	68-76	1-30	L
Florida	78-81	2-3	L
Clemson	69-84	2-4	L
Northern Illinois	80-86	2-9	L
Georgia Tech	46-61	2-12	L
Wake Forest	77-73	2-14	W
Oral Roberts	74-53	2-16	W
North Carolina State	47-57	2-21	L
Clemson	63-70	2-24	L
Duke	74-67	2-28	W
Maryland+	68-91	3-6	L

*Dial Classic, Tallahassee, FL
 **Oakland Tribune Classic, Oakland, CA
 +ACC Tournament, Rock Hill, SC

1993-94 (6-21)

UT-Chattanooga	85-86	11-26	L
Middle Tenn State	43-66	11-28	L
Rhode Island*	71-76	12-3	L
Dayton*	78-65	12-4	W
Florida A&M	70-68	12-6	W
North Carolina	61-102	12-11	L
Georgia Tech	62-65	12-18	L
Virginia	56-82	12-21	L
Richmond**	70-66	12-29	W
Kentucky**	55-58	12-30	L
Alabama**	33-87	12-31	L
Maryland	54-69	1-5	L
Florida Atlantic	64-67	1-8	L
North Carolina	48-71	1-14	L
Duke	60-66	1-16	L
Wake Forest	66-60	1-22	W
North Carolina State	46-51	1-24	L
Maryland	39-81	1-28	L
Georgia Tech	51-63	1-21	L
Virginia	50-59	2-4	L
Clemson	26-80	2-7	L
Florida	54-73	2-5	L
Wake Forest	79-82	2-15	L
North Carolina State	59-58	2-20	W
Clemson	60-75	2-23	L
Duke	78-73	2-25	W
Wake Forest+	57-72	3-4	L

*Dial Classic, Tallahassee, FL
 **Florida Citrus Sports Travel Holiday Classic, Orlando, FL
 +ACC Tournament, Rock Hill, SC

1994-95 (8-22)

Fresno State*	67-62	W	11/25
Wisconsin-Green Bay*	60-88	L	11/26
Central Florida	74-59	W	11/29
South Florida**	64-45	W	12/2
Florida**	80-91	L	12/3
Duke	68-84	L	12-7
Tampa	64-62	W	12-10
Florida A&M	65-73	L	12-16
Texas Tech#	44-66	L	12-19
Southern Illinois#	52-56	L	12-20
Michigan State#	69-82	L	12-21
New Orleans	67-75	L	12-31
North Carolina	52-77	L	1-4
Clemson	68-72	L	1-8
North Carolina State	68-91	L	1-11
Maryland	56-70	L	1-14
Virginia	60-76	L	1-17
Wake Forest	68-61	W	1-21
Georgia Tech	60-58	W	1-23
Duke	71-75	L	1-28
Georgia Tech	57-68	L	1-30
North Carolina	47-92	L	2-3
Clemson	64-67	L	2-6
North Carolina State	55-70	L	2-12
Florida Atlantic	69-55	W	2-13
Maryland	66-59	W	2-16
Virginia	45-79	L	2-18
Florida	62-81	L	2-21
Wake Forest	61-66	L	2-23
Maryland+	56-72	L	3-2

*Montana State Classic
 **Dial Classic, Tallahassee, FL
 #San Juan Shootout, San Juan, PR
 +ACC Tournament, Rock Hill, SC

1995-96 (8-20)

Florida Atlantic	69-46	W
Florida*	56-74	L
South Florida*	56-55	W
Duke	30-92	L
Florida A&M	90-65	W
UT-Chattanooga	58-60	L
New Orleans	62-51	W
Missouri**	47-61	L
Temple**	67-72	L
Furman**	60-56	W
North Carolina	59-67	L
Clemson	74-87	L
North Carolina State	71-76	L
Maryland	49-72	L
Virginia	58-91	L
Wake Forest	71-88	L
Georgia Tech	65-97	L
Duke	47-61	L
Georgia Tech (3OT)	90-85	W
Clemson	53-70	L
North Carolina	73-64	W
North Carolina State	64-78	L
Virginia	40-81	L
Maryland	63-75	L
Wake Forest	52-54	L
Florida	37-76	L
Georgia Tech+	64-51	W
Virginia+	50-83	L

*Dial Classic, Coral Gables, FL
 **UCF Holiday Classic, Orlando, FL
 +ACC Tournament, Rock Hill, SC

COACHES YEAR-BY-YEAR

Year-By-Year Record

YEAR	COACH	OVERALL		
		W	L	PCT.
1973-74	Millie Usher	7	3	.700
1974-75	Millie Usher	15	17	.469
1975-76	Millie Usher	11	12	.478
1976-77	Diane Murphy	10	12	.455
1977-78	Diane Murphy	8	8	.500
1978-79	Diane Murphy	17	15	.531
1979-80	Janice Dykehouse	13	22	.371
1980-81	Janice Dykehouse	14	15	.483
1981-82	Janice Dykehouse	28	10	.737
1982-83	Janice Dykehouse	24	6	.800
1983-84	Janice Dykehouse	13	18	.419
1984-85	Janice Dykehouse-Allen	7	21	.250
1985-86	Janice Dykehouse-Allen	12	16	.429
1986-87	Marynell Meadors	9	19	.321
1987-88	Marynell Meadors	9	18	.333
1988-89	Marynell Meadors	16	11	.593
1989-90	Marynell Meadors	21	9	.700
1990-91	Marynell Meadors	25	7	.781
1991-92	Marynell Meadors	17	11	.607
1992-93	Marynell Meadors	13	14	.482
1993-94	Marynell Meadors	6	21	.222
1994-95	Marynell Meadors	8	22	.267
1995-96	Marynell Meadors	8	20	.286
1973-1996	23-Year Totals	311	327	.487

All-Time Assistant Coaches

The following is a listing of Lady Seminole assistant coaches from 1980 to present. Please contact the Florida State Sports Information Office if you have any information regarding FSU assistant coaches from the 1970's.

Allen, Wayne	1984-87
Brown, Julie*	1988-90
Browne, Anucha*	1985-86
Cooney, Margaret*	1980-81
Gaw, Wrenetta*	1986-88
Gernatt, Theresa	1996-Present
Glover, Freda	1987-93
Hartmann, Terri*	1984-85
Jordan, Kelly	1984-86
Kraemer, Karen*	1991-93
Lang, Erika	1996-Present
Lent, Michele*	1983-84
Markey, Robyn	1986-92
McNelis, Dennis	1980-83
Narbut, Buz	1983-84
Owen, Heidi*	1981-83
Panek, Sue	1993-96
Polk, Jonelle	1994-96
Rivers, Cherry	1981-84
Schmidt, Mark	1992-96
Sheffield, Ed*	1990-91
Sowada, Karen	1996-Present

*Denotes Graduate Assistants

Florida State Head Coaches

COACH	YEARS	WINS	LOSSES	PCT.
Marynell Meadors	1986-96	132	152	.465
Janice Dykehouse-Allen	1979-86	111	108	.507
Diane Murphy	1976-79	35	35	.500
Millie Usher	1973-76	33	32	.508
TOTALS	1973-96	311	327	.487



Jennifer Miller



Kristy White

Lady Seminole PHOTO ROSTER



Garmine Rodmon
#3 • G • 5-8 • Fr.
Miramar, FL
Miramar



Latrice McLin
#5 • F/G • 6-0 • Jr.
Rossville, GA
Ridgeland



Kristy Parker
#12 • G • 5-6 • So.
Richland, MI
Gull Lake



Jennifer Miller
#13 • G • 5-8 • So.
Charleston, WV
Charleston Catholic



Aletha Penn
#20 • G • 5-5 • Jr.
Kansas City, MO
Center



Kristy White
#21 • F/C • 6-4 • So.
Inverness, FL
Citrus



Anteshia Davidson
#23 • F • 6-2 • So.
Marietta, GA
Marietta



Jen Robinson
#24 • G • 5-8 • So.
Albany, GA
Dougherty



Latavia Coleman
#30 • F • 5-10 • Fr.
Macon, GA
Southwest




Lupa Moorefield
#31 • F/C • 6-1 • Jr.
Altamonte Springs, FL
Lake Brantley



Meghan Heaps
#32 • G • 5-8 • So.
Lancaster, PA
Lancaster Catholic



Leslie Waugh
#42 • F/C • 6-3 • So.
Shreveport, LA
Byrd



Wendy Hampton
#45 • F • 5-11 • Jr.
Mt. Ulla, NC
West Rowan





Chops Gobrecht
Head Coach
First Year
Southern Cal '77

On the Road LADY SEMINOLES

On road trips, the Lady Seminoles

have been known to run into some famous people. Carla Williams, Lysa Moorefield, Jen Robinson and Jennifer Miller met Dick Vitale as the well-known sports announcer took a few minutes to pose for a picture (5). There's no "I" in team and the Florida State women's basketball program knows it. The Lady Seminoles enjoyed some "team" time away from the court when they spent the afternoon at teammate Wendy Hampton's family's ranch (2). Leslie Waugh had a great time feeding the animals (1). By trolley (3), the team enjoys the sights! The Lady Seminoles travel by commercial or charter plane (6) to nearly all of their road trips. Upon arrival to their destination, the team travels by charter bus (4).





1996-97 Schedule

FSU Lady Seminoles

NOVEMBER

10	CHINESE NATIONAL TEAM	HOME	5:00 PM
18	SLOVIC MYJAVA	HOME	7:00 PM
22-23	Dial Soap/Florida Four Challenge	Tampa, FL	
22	Florida vs. Miami	Tampa, FL	6:00 PM
	Florida State vs. South Florida	Tampa, FL	8:00 PM
23	Consolation Game	Tampa, FL	3:00 PM
	Championship Game	Tampa, FL	5:00 PM
30	Southwest Missouri State	Springfield, MO	3:05 PM

DECEMBER

3	FAMU (SUN)	HOME (LCCC)	7:00 PM
7	NORTH CAROLINA STATE (SUN)	HOME	3:00 PM
14	Florida (SUN)	Gainesville, FL	4:30 PM
18	FLORIDA ATLANTIC	HOME	7:00 PM
20	CENTRAL FLORIDA (SUN)	HOME	7:00 PM
22	STETSON (SUN)	HOME	3:00 PM
30	Mississippi	University, MS	8:00 PM

JANUARY

3	Duke	Away	7:00 PM
5	Wake Forest (HTS)	Away	12:00 PM
8	NORTH CAROLINA (DH)	HOME (LCCC)	6:00 PM
11	Clemson	Away	7:00 PM
15	MARYLAND	HOME	7:00 PM
19	VIRGINIA	HOME	2:00 PM
22	Georgia Tech	Away	7:00 PM
26	North Carolina State	Away	2:00 PM
30	Maryland	Away	7:30 PM

FEBRUARY

2	DUKE (HTS)	HOME	12:00 PM
5	DUQUESNE	HOME	7:00 PM
10	GEORGIA TECH (HTS)	HOME	7:00 PM
14	North Carolina	Away	7:00 PM
16	Virginia	Away	1:00 PM
19	CLEMSON (DH)	HOME (LCCC)	6:00 PM
23	WAKE FOREST	HOME	2:00 PM
27-3/2	ACC Tournament	Charlotte, NC	TBD

MARCH

13-16	First Round & Second Round	Home Sites TBD	TBD
20-23	Regionals	TBD	TBD
28-30	Final Four	Cincinnati, OH	TBD

(LCCC) Leon County Civic Center — (SUN) Sunshine Network — (HTS) Home Team Sports
 (DH) Double-header with FSU men — ACC games in garnet — All games Eastern