

Free Throw Attempts

YEAR	NAME	ATTEMPTS
1997	L. Coleman	77
1996	C. Williams	244
1995	C. Williams	216
1994	C. Derlak	164
1993	C. Derlak	147
1992	C. Dishman	145
1991	C. Dishman	173
1990	W. Burns	139
1989	B. Burnett	139
1988	B. Burnett	133
1987	B. Cliette	130
1986	B. Burnett	115
1985	L. Rimson	127
1984	S. Galkantas	144
1983	S. Galkantas	154
1982	S. Galkantas	214
1981	S. Galkantas	139
1980	L. McDonald	150

Steals

YEAR	NAME	GAMES	STEALS
1997	W. Hampton	27	58
1996	A. Penn	28	48
1995	A. Peercy	30	51
1994	C. Derlak	27	40
1993	T. Paschal	27	96
1992	G. Stokes	37	68
1991	T. Paschal	32	75
1990	W. Burns	29	77
1989	C. Davis	27	56
1988	C. Davis	21	41
1987	B. Cliette	24	91
1986	S. Kaminski	17	32
1985	C. Slater	28	42
1984	S. Kaminski	31	55
1983	B. Cliette	29	77
1982	G. Stokes	36	65
1981	G. Stokes	36	65
1980	G. Stokes	35	54

Rebounding

YEAR	NAME	GAME	REBOUNDS	AVG
1997	L. Coleman	27	164	6.1
1996	C. Williams	28	234	8.4
1995	C. Williams	30	224	7.5
1994	K. Cobbins	26	156	6.0
1993	T. Paschal	27	200	7.4
1992	C. Dishman	28	246	8.8
1991	C. Dishman	29	228	7.9
1990	C. Dishman	29	203	7.0
1989	D. Collins	26	145	5.6
1988	S. Hall	27	173	6.4
1987	B. Cliette	24	302	12.6
1986	S. Hall	28	233	8.3
1985	S. Hall	27	189	7.0
1984	L. Rimson	31	269	8.7
1983	B. Cliette	29	269	9.3
1982	S. Galkantas	34	296	8.7
1981	S. Galkantas	29	269	9.3
1980	G. Stokes	35	294	8.4
1979	L. Lasseter	22	222	10.0
1978	C. Rivers	22	226	10.3
1977	C. Rivers	24	336	14.0
1976	P. Harstvedt	29	247	8.5

Assists

YEAR	NAME	GAMES	ASSISTS
1997	J. Robinson	27	110
1996	J. Robinson	28	78
1995	A. Peercy	30	123
1994	A. Peercy	27	100

1993	A. Peercy	26	129
1992	D. Ryan	28	94
1991	W. Burns	31	136
1990	R. Corn	30	119
1989	W. Burns	27	92
1988	R. Corn	27	75
1987	S. Kaminski	25	87
1986	J. Piatnik	27	80
1985	C. Slater	28	74
1984	S. Kaminski	31	155
1983	L. Foglio	29	96
1982	L. Marnie	36	135
1981	L. Foglio	27	98
1980	R. Harper	35	125
1979	T. Tinsley	27	102
1977	S. Silsby	23	184

Three-Point Percentage

YEAR	NAME	GAMES	PERCENTAGE
1997	W. Hampton	27	.313
1996	A. Penn	28	.474
1995	W. Hampton	30	.326
1994	A. Arnoldi	25	.394
1993	D. Ryan	27	.422
1992	C. Derlak	27	.286
1991	W. Burns	31	.333
1990	W. Burns	29	.280
1989	R. Storey	27	.475

Three-Pointers Made

YEAR	NAME	GAMES	MADE
1997	W. Hampton	27	51
1996	W. Hampton	28	28
1995	T. Rickman	26	31
1994	C. Derlak	27	47
1993	C. Derlak	27	23
1992	C. Derlak	27	10
1991	W. Burns	31	41
1990	W. Burns	29	28
1989	R. Storey	27	47

Three-Point Attempts

YEAR	NAME	GAMES	ATTEMPTS
1997	W. Hampton	27	163
1996	W. Hampton	28	75
1995	T. Rickman	26	117
1994	C. Derlak	27	138
1993	C. Derlak	27	66
1992	A. Peercy	28	37
1991	W. Burns	31	123
1990	W. Burns	29	100
1989	R. Storey	27	99

Blocked Shots

YEAR	NAME	GAMES	MADE
1997	L. Moorefield	27	24
1996	K. White	28	26
1995	L. Moorefield	29	13
1994	K. Walker	27	13
1993	T. Paschal	27	13
1991	C. Dishman	22	28
1991	C. Davis	27	32
1990	C. Davis	27	30
1989	M. Lardie	27	17
1988	S. Hall	27	24
1987	M. Buchanan	27	34
1986	S. Hall	28	32
1985	S. Hall	27	30
1984	S. Galkantas	28	12
1983	B. Cliette	29	32
1982	G. Stokes	37	16
1981	L. Lasseter	28	48
1980	L. Lasseter	21	28

MISCELLANEOUS RECORDS

Most Consecutive Wins

10 1981-82, 1982-83, 1990-91

Most Consecutive Losses

18 1996-97

Season Openers

YEAR	OPPONENT	SCORE, W/L	SITE	DATE
1973-74	Florida	39-41, L	n/a	n/a
1974-75	Albany State	62-55, W	n/a	n/a
1975-76	Rollins	56-43, W	n/a	n/a
1976-77	Albany State	38-87, L	n/a	n/a
1977-78	Valdosta State	57-92, L	n/a	n/a
1978-79	Mississippi State	60-64, L	n/a	n/a
1980-81	Georgia Tech	84-97, L	A	11/20/80
1981-82	Stetson	81-54, W	H	11/23/81
1982-83	UT-Chattanooga	94-77, W	N	11/26/82
1983-84	Arizona State	70-85, L	N	11/18/83
1984-85	Albany State	66-60, W	H	11/14/84
1985-86	West Georgia	67-57, W	H	11/23/85
1986-87	Albany State	71-72, L (OT)	H	12/1/86
1987-88	New Mexico State	73-64, W	N	11/27/87
1988-89	Central Michigan	100-78, W	N	11/25/88
1989-90	South Alabama	89-82, W(2OT)	N	11/24/89
1990-91	UM-Kansas City	66-52, W	N	11/23/90
1991-92	Miami	71-69, W (OT)	H	11/23/91
1992-93	Florida Atlantic	97-67, W	H	12/1/92
1993-94	UT-Chattanooga	85-86, L	A	11/26/93
1994-95	Fresno State	67-62, W	N	11/25/94
1995-96	Florida Atlantic	69-46, W	A	11/27/95
1996-97	South Florida	68-59, W	A	11/22/96

Home Openers

YEAR	OPPONENT	SCORE, W/L	DATE
1980-81	Florida	90-48, W	12/3/80
1981-82	Stetson	81-54, W	11/23/81
1982-83	Albany State	94-52, W	12/1/82
1983-84	Mid Tennessee St.	75-67, W	11/26/83
1984-85	Albany State	66-60, W	11/14/84
1985-86	West Georgia	67-57, W	11/23/85
1986-87	Albany State	71-72, L (OT)	12/1/86
1987-88	Wisconsin	100-67, W	12/4/87
1988-89	UNC-Asheville	99-58, W	12/2/88
1989-90	Mississippi State	86-62, W	12/1/89
1990-91	Marquette	110-75, W	12/1/90
1991-92	Miami	71-69, W (OT)	11/23/91
1992-93	Florida Atlantic	97-67, W	12/1/92
1993-94	Rhode Island	71-76, L	12/3/93
1994-95	Central Florida	74-59, W	11/29/94
1995-96	UT-Chattanooga	58-60, L	12/17/95
1996-97	Florida A&M	91-59, W	12/3/96

Overtime Games

YEAR	OPPONENT	SCORE, W/L	SITE	DATE
1977-78	South Florida	84-76, W	n/a	n/a
1982-83	Montclair State	89-81, W	H	1/10/83
1983-84	Missouri	82-75, W	N	1/5/84
1984-85	South Florida	71-69, W	H	1/14/85
1985-86	Monmouth (3OT)	81-69, W	N	11/30/85
	Radford	80-87, L	H	12/7/85
1986-87	Albany State	71-72, L	A	1/30/86
1987-88	West Virginia	68-58, W	H	12/4/87
	Georgia Southern	83-77, W	A	12/16/87
	Memphis State	90-91, L	H	12/16/88
1989-90	S. Alabama (2OT)	89-82, W	N	11/24/89
	Louisville	69-66, W	H	1/13/90



Carla Williams

1990-91	S. Carolina (2OT)	91-92, L	H	2/4/91
1991-92	Miami	71-69, W (OT)	H	11/23/91
	Louisiana State	88-96, L	A	11/30/91
	Florida	90-78, W	H	12/15/91
1995-96	Georgia Tech (3OT)	90-85, W	H	1/31/96

Notable Florida State Victories

DATE	OPPONENT	SCORE	LOCATION
1973-74	vs. Barry College	50-33	n/a
	First Win		
1977-78	vs. South Florida (OT)	84-76	n/a
	Win 50		
	Win 100		
Dec. 4, 1981	vs. Kent State	80-66	W. Lafayette, IN
	Win 150		
Dec. 5, 1983	vs. Central Florida	67-60	Tallahassee, FL
	Win 200		
Dec. 3, 1988	vs. Georgia Southern	105-78	Tallahassee, FL
	Win 250		
Jan. 11, 1992	vs. Georgia Tech	77-66	Atlanta, GA
	Win 300		
Jan. 23, 1995	vs. Georgia Tech	60-58	Atlanta, GA
	All-Time Record	316-349 (.475)	

Seminole 100 Point Games

YEAR	OPPONENT	SCORE	SITE	DATE
1975-76	West Florida	100-16	n/a	n/a
1976-77	Dayton	104-33	n/a	n/a
1978-79	New Orleans	101-66	n/a	n/a
1978-79	Florida	101-94	n/a	n/a
1979-80	South Florida	100-88	n/a	n/a
1981-82	Stetson	102-92	H	12/4/82
1982-83	Nebraska	100-84	N	12/31/82
1987-88	Wisconsin	100-67	H	1/6/88

1988-89	Central Michigan	100-78	N	11/25/88
	Georgia Southern	105-78	H	12/3/88
	Howard	101-73	H	2/6/89
1989-90	Tulane	103-66	H	1/8/90
1990-91	Marquette	110-75	H	12/1/90
	Memphis State	106-94	A	1/19/91
	Stetson	114-71	H	2/6/91
	Memphis State	101-77	H	2/16/91
	Tulane	104-66	A	2/25/91
1991-92	Florida A&M	100-71	H	2/24/92
	Oral Roberts	104-59	H	2/29/92

Opponent 100 Point Games

YEAR	OPPONENT	SCORE	SITE	DATE
1975-76	Talladega College	55-100	n/a	n/a
1976-77	Delta State	60-106	n/a	n/a
1977-78	South Carolina	52-115	n/a	n/a
	Florida	63-102	n/a	n/a
1978-79	Memphis State	78-101	n/a	n/a
1979-80	Southern Miss	65-107	n/a	n/a
	Mercer	86-100	n/a	n/a
1981-82	Old Dominion	65-100	A	1/17/82
	Memphis State	90-104	H	1/25/82
1991-92	Maryland	70-101	A	2/5/92
1993-94	North Carolina	61-102	A	12/11/93

FSU Top 10 Biggest Wins

MARGIN	OPPONENT	SCORE	DATE
84	West Florida	100-16	1975-76
71	Dayton	104-33	1976-77
55	South Alabama	76-43	12/19/81
55	Tulane	100-45	11/8/90
49	Stetson	78-29	1976-77
48	Lewis Univ.	94-46	1/2/82
46	Pensacola Jr. Coll.	86-40	1976-77
45	Oral Roberts	104-59	2/29/92
43	Florida A&M	77-34	1974-75
43	Stetson	114-71	2/6/91

FSU Top 10 Biggest Losses

MARGIN	OPPONENT	SCORE	DATE
63	South Carolina	52-115	1977-78
62	Duke	30-92	12/6/95
54	Alabama	33-87	12/31/93
54	Clemson	26-80	2/7/94
51	Valdosta State	50-101	1975-76
49	Albany State	38-87	1976-77
47	Valdosta State	44-91	1975-76
46	Delta State	60-106	1976-77
46	Tennessee	43-89	11/26/86
46	Texas	43-89	2/24/84

FSU Longest Winning Streaks

10 GAMES	1990-1991
Florida	79-78
Miami	76-62
Virginia Tech	78-64
Cincinnati	90-61
Louisville	83-70
Alabama	88-65
Memphis State	106-94
South Carolina	69-60
Southern Mississippi	96-76
Tulane	87-60

10 GAMES	1982-1983
Delta State	75-67
Nebraska	110-84
Army	69-60
Oklahoma State	72-52
Temple	74-69
St. Joseph's	59-54
Montclair State OT	89-81
Tulane	81-56
Memphis State	90-82
Florida A&M	66-60

10 GAMES	1981-1982
Florida International	74-64
Miami	77-74
South Alabama	99-44
Lewis University	94-46
Miami-Ohio	89-68
North Carolina	77-68
South Florida	80-60
Mississippi University for Women	76-54
Florida	86-79
Virginia Tech	93-72

FSU Longest Losing Streaks

18 GAMES	1996-1997
Mississippi	52-75
Duke	46-87
Wake Forest	68-79
North Carolina	63-88
Clemson	63-74
Maryland	58-65
Virginia	57-67
Georgia Tech	51-75
N.C. State	36-75
Maryland	59-79
Duke	70-77
Duquesne	58-61
Georgia Tech	60-68
North Carolina	56-82
Virginia	44-73
Clemson	47-71
Wake Forest	59-63
Wake Forest	59-70



Lisa Foglio

LETTERWINNERS



ALL-TIME WOMEN'S BASKETBALL

W o m e n ' s B a s k e t b a l l 1 9 9 7 - 9 8

A

Abraham, Joanne 1971-73
 Adams, Leslie 1993
 Alexander, Vicki 1977
 Allen, Deb 1972-74
 Arnold, Jackie 1978-79
 Arnoldi, Alison 1990-93
 Atkinson, Angela 1993

B

Bailey, Jan 1974-76
 Baker, Jill 1981-84
 Barineau, Karen 1978-79
 Battles, Judy 1975-77
 Blaydes, Diane 1979-80
 Boehmer, Cindy 1973-76
 Bouknight, Veronica 1986
 Brokas, Chris 1976-77
 Brown, Susan 1974-76
 Buchanan-Berryhill, Mary 1987, 92
 Burgun, Ruthann 1981
 Burnette, Bev 1985-88
 Burns, Wanda 1988-91
 Burroughs, Joye 1982

C

Cannon, Mary Anne 1973-76
 Clark, Gussie 1985-88
 Cliette, Brenda 1983-86
 Cobbins, Katina 1991, 93, 94
Coleman, Latavia 1997
 Collins, Ann 1977-78
 Collins, Debra 1989
 Colquitt, Emma 1973-76
 Corn, Robin 1987-89, 91

D

Davidson, Arleshia 1996-97
 Davis, Chris 1988-91
 Davis, Melissa 1978
 Davis, Vicki 1971-73
 Derlak, Christy 1990-93
 Dishman, Chantelle 1989-92
 Drew, Tizza 1977

E

Edwards, Debbie 1970-72
 Eilbacher, Denise 1977-78
 Erickson, Cathy 1993

F

Fahey, Meg 1982
 Frank, Cindy 1971-73
 Frank, Michelle 1993-94
 Foglio, Lisa 1981-83
 Fowler, Tanya 1988-91

G

Gailey, Becky 1978
 Galkantas, Nancy 1982-83
 Galkantas, Sue 1981-84
 Galloway, Karen 1990-91

Garrett, Val 1985-88
 Glover, Cheryl 1986
 Golden, Scooby 1979-80
 Gomez, Jan 1970-71
 Gonzalez, Clara 1975-77
 Graham, Marlene 1973-76
 Gray, Joan 1970-72
 Gray, Linda 1979-81
 Grimes, Sarah 1988-89
 Gwyn, Moody 1986

H

Hall, Sarah 1985-88
Hampton, Wendy 1994-97
 Harden, Gina 1985-88
 Harper, Rose 1978-81
 Harris, Valene 1986-87
 Harvis, Aline 1988-89
 Harstvedt, Peggy 1976-78
 Hatzell, Brauna 1978
 Heaps, Meghan 1996-97
 Hodge, Shannon 1988-91
 Houston, Candi 1970-71

I

Ivy, Rita 1970-72

K

Kaminski, Sheri 1984-87
 Kocsis, Francene 1975-76
 Koontz, Barb 1974-76

L

Lappe, Martha 1978-79
 Laine, Charlene 1970-72
 Lardie, Maria 1989-90
 Lasseter, June 1980
 Lasseter, Laine 1979-82
 Lopez, Luz 1989-90

M

Macon, Stacy 1977
 Marnie, Lynn 1980-83
 McCarty, Terri 1985-88
 McDonald, Lynn Dee 1980-81
 McGowen, Linda-Ann 1984-86
 McKinney, Yvette 1973-74
McLin, Latrice 1994-97
 Miller, Jennifer 1996-97
Moorefield, Lysa 1994-97

N

Nelson, Val 1977

O

Oliver, LeeVayne 1981-84
 O'Neal, Sunnie 1980-82
 Owen, Anne 1970-71

P

Palgut, Karyn 1982

Parker, Kristy 1996-97
 Parr, Barb 1974-76
 Paschal, Tia 1989-92
 Pedersen, Anja 1994
 Peercy, Allison 1991-94
Penn, Aletha 1994-97
 Piatnik, Jan 1985-88
 Pink, Patti 1976-77
 Podulka, Kris 1979-81
 Preston, Antonette 1993
 Preston, Gayle 1975-76
 Putzi, Debbie 1981

R

Rickardson, Kim 1977
 Rickman, Tanisha 1994
 Rimson, Lorraine 1984-85
 Rivers, Cherry 1977-80
 Robinson, Connie 1991-92
Robinson, Jen 1996-97
 Ruffo, Sandra 1978
 Ryan, Danielle 1989-92

S

Shuler, Meg 1979
 Seamon, Susan 1971-73
 Shannon, Darlene 1978-79
 Sharpe, Joanne 1970-72
 Shaw, Jode 1975
 Shields, Dawn 1980
 Slater, Celia 1984-85
 Smith, Lori 1984
 Sperring, Vicki 1971-72
 Sildsby, Shirley 1976-78
 Stokes, Glenda 1980-83
 Stone, Penny 1985
 Storey, Robin 1988-89

T

Taylor, Liberty 1991-94
 Test, Kelli 1988-91
 Thomas, Karen 1989-90
 Thomas, Terry 1978
 Thrapp, Susie 1981
 Tinsley, Teresa 1979-80
 Tippins, Debbie 1977
 Tucker, Angela 1987-88


W

Walker, Kaila 1993
 Walker, Tracy 1989-90
 Washington, Sharron 1993
Waugh, Leslie 1996-97
 Weigand, Cheryl 1976-78
 White, Kristy 1996-97
 Williams, Carla 1994-95
 Wood, Lahna 1983
 Wright, Diana 1971-72
 Wright, Monica 1970-72

Active players in Bold

JERSEY NUMBERS

(starting with 1979-80 season)



WOMEN'S BASKETBALL

#4
Antonette Preston 1994

#5
Angela Atkinson 1993-94
Latrice McLin 1995-present

#9
Kaila Walker 1994

#10
Susie Trapp 1979-81
Jill Baker 1982-84
Lahna Wood 1982-84
Valerie Garrett 1985-88
Katina Cobbins 1991, 93-95
Val Linley present

#11
Lynn Marnie 1980-83
Sunnie O'Neal 1980-82
Jan Piatnik 1984-88
Shannon Hodge 1989-92
Michelle Frank 1993-94

#12
Teresa Tinsley 1979-80
Sheri Kaminski 1984-87
Liz Lopez 1988-90
Alison Arnoldi 1990-94
Kristy Parker 1996-97

#13
Lori Smith 1983-85
Chris Davis 1988-91
Jennifer Miller 1996-97

#14
Rose Harper 1978-81
Jill Baker 1982-84
Joye Burroughs 1981
Gussie Clark 1985-88
Tanya Fowler 1989-92

#15
Scooby Golden 1980-81
Felicia Black 1985

#20
Linda Gray 1979-81
Kim Hinote 1983
Linda Ann McGowen 1984-86
Rachel Dooley 1987
Christy Derlak 1991-94
Aletha Penn 1995-present

#21
Aline Harvis 1988-89
Kristy White 1996-97
Brooke Wyckoff present

#22
Lynn Dee McDonald 1979-81
Celia Slater 1984-85
Wilbern-Dean Gwyn 1987
Wanda Burns 1989-91
Carla Williams 1995-96

#23
Brenda Cliette 1987
Beverly Burnett 1985-86
Robin Corn 1988-92
Sharron Washington 1994
Arleshia Davidson 1996-present

#24
Kris Podulka 1979-81
Kelli Test 1988-91
Liberty Taylor 1992-95
Jen Robinson 1996-present

#25
Jill Baker 1981
Valene Harris 1986-87
Connie Robinson 1992
Lako Brown present

#30
Terri McCarty 1985
Sarah Hall 1986-88
Tia Paschel 1989-93
Tanisha Rickman 1995
Latavia Coleman 1997-present

#31
Debbie Putz 1981
Linda Gray 1982
Lahna Wood 1983
Devon Myers 1984
Cheryl Glover 1986
Karen Thomas 1989-90
Lysa Moorefield 1995-present

#32
Penny Stone 1985-86
Terri McCarty 1987-88
Karen Galloway 1990-91
Allison Peercy 1992-95
Mehgan Heaps 1996-97

#33
Cherry Rivers 1977-80
LeeVayn Oliver 1981-84
Bev Burnett 1988-89
Danielle Ryan 1990-93
Kaila Walker 1995
Vanessa Fuchs present

#34
Prentis Price 1985
Tracy Walker 1990-92

#35
Debra Collins 1977-78
Laine Lasseter 1979-82

#40
Lisa Foglio 1980-83
June Lasseter 1980

#42
Stacy Moneymaker 1984
Sarah Hall 1985
Sarah Grimes 1988-89
Leslie Waugh 1996-present

#43
Sue Galkantas 1980-84

#44
Glenda Stokes 1979-80
Meg Fahey 1982
Brenda Cliette 1983
Angela Tucker 1986-88
Luz Lopez 1989
Chantelle Dishman 1990-93
Anja Pedersen 1995

#45
Meg Schuler 1980
Ruthann Burgan 1981
Lynn Marnie 1982-83
Julie Jones 1984
Ursula Woods 1993
Wendy Hampton 1995-present

#50
Nancy Galkantas 1982-83
Veronica Bouknight 1986
Tina Rucker 1988
Maria Lardie 1989-90

#52
Glenda Stokes 1982-83
Mary Buchanan Berryhill 1987,92-93

#55
Lorraine Rimson 1984-86

SUE GALKANTAS



RETIRED
NUMBER

By the time Sue Galkantas graduated from Florida State in 1984, her name was atop almost every individual statistical category in the Florida State records book. Galkantas was one of the most prolific scorers ever to play for Florida State, averaging 19.4 points per game in her career — a mark that still ranks number one on the FSU career lists. She scored an unbelievable 2,323 points over her four-year career (1981-84). That total is the most points ever scored by a basketball player — male or female — in Florida State history.

Galkantas shined from the moment she stepped onto the court. In



her freshman year, she broke the FSU freshman scoring record and was named a freshman All-American in numerous publications. By her sophomore year, Galkantas had already scored her 1,000 point and established herself as one of the top 20 scorers in the nation. In addition to her individual ability, Galkantas will be remembered for her contribution to the FSU women's basketball team during her All-American junior season. She led Florida State to a 24-6 record and to its first trip to the NCAA Tournament.


"She is our first bonafide All-American at Florida State," said former FSU coach Janice Dykehouse. "She's the person who is responsible for turning our program around.

She could go down in the record books as doing for our program what Dave Cowens did here for the men's program at FSU."

Galkantas was indeed one of the all-time greatest athletes to ever don the Garnet and Gold. She scored in double figures in 115 of 120 career games played and still holds 16 FSU records. In 1989, Galkantas was inducted into the FSU Hall of Fame. At that time, she added another "first" to her resume as she was the first women's athlete in FSU history to have her number retired.




POSTSEASON PLAY



SEMINOLE

WOMEN'S BASKETBALL



Tia Paschal, Chantelle Dishman

1978

State Tournament

South Florida 70, FSU 65
FSU 86, South Florida 61
South Florida 61, FSU 59

1980

FAIAW State Tournament

Tampa, Fla.
FSU 100, South Florida 88

AIAW Region Tournament

Clinton, Miss.
Mercer 84, F.S.U. 75

1981

FAIA State Tournament

Daytona Beach, Fla.
Miami 79, FSU 70

1982

FAIAW State Tournament

Daytona Beach, Fla.
FSU 84, Miami 80
FSU 76, Florida A&M 65

AIAW Region 111 Tournament

FSU 71, Mississippi College 69
Georgia Southern 81, FSU 78
Mississippi Valley 95, FSU 83

National Women's Invitational Tournament

FSU 76, Pepperdine 63
FSU 75, BYU 71
Oregon State 76, FSU 60
FSU defeated St. Louis via forfeit

1983

NCAA Mideast First Round

Tallahassee, Fla.
Tennessee 86, FSU 51

1990

NCAA Mideast First Round

Tallahassee, Fla.
Penn State 83, FSU 73

1991

NCAA Mideast First Round

Tallahassee, Fla.
FSU 96, Appalachian State 57
NCAA Mideast Second Round
Tallahassee, Fla.
Western Kentucky 72, FSU 69

HONORS & AWARDS



WOMEN'S BASKETBALL

W o m e n ' s B a s k e t b a l l 1 9 9 7 - 9 8

The following is a listing of Lady Seminole accomplishments from 1980 to present. Please contact the Florida State Sports Information Office if you have any information regarding FSU women's basketball awards/accomplishments from the 1970's.

ALL-CONFERENCE TEAMS

- 1988 Bev Burnett - Metro first team
- 1989 Bev Burnett - Metro first team
Chris Davis - Metro second team
- 1990 Wanda Burns - Metro first team
Chris Davis - Metro second team
- 1991 .. Wanda Burns - Metro first team, player of the year
Chantelle Dishman - Metro first team
Tia Paschal - Metro second team
- 1993 Tia Paschal - ACC first team
- 1994 Christy Derlak - ACC second team

ALL-TOURNAMENT TEAMS

- 1980 Cherry Rivers, Metro
- 1983 Sue Galkantas, Metro
- 1990 Tia Paschal, Metro
- 1991 Wanda Burns, Metro (MVP)
Tia Paschal, Metro
- 1993 Tia Paschal - ACC first team

ALL-AMERICANS

- Lisa Foglio 1982 All-Region Kodak All-America
- Sue Galkantas 1982 Second Team Freshman All-America
1982 Freshman All-America By *Street & Smith's*
1983 Second Team All-America
By *Women's Basketball Yearbook*
- Lorraine Rimson 1984 Freshman All-America
- Bev Burnett 1988 Third Team All-America By American Women's Sports Federation
- Wanda Burns 1991 Third Team All-America By American Women's Sports Federation
- Chris Davis 1991 Special Mention All-America By American Women's Sports Federation
- Tia Paschal 1993 Second Team All-America By American Women's Sports Federation
- Danielle Ryan 1993 Fourth Team All-America By American Women's Sports Federation
- Christy Derlak 1993 Special Mention All-America By American Women's Sports Federation
- Allison Percy 1993 Special Mention All-America By American Women's Sports Federation


ACADEMIC AWARDS

- Maurine Martin Metro Conference Commissioner's List, 1984-85
- Celia Slater Metro Conference Commissioner's List, 1984-85
- Penny Stone Metro Conference Commissioner's List, 1984-85
- Sarah Hall Metro Conference Commissioner's List, 1985-86, 1986-87, 1987-88
- Terri McCarty Metro Conference Commissioner's List, 1986-87, 1987-88
- Bev Burnett Metro Conference Commissioner's List, 1988-89
- Chris Davis Metro Conference Commissioner's List, 1988-89, 1989-90



Tia Paschal

- Luz Lopez Metro Conference Commissioner's List, 1988-89
- Robin Storey Metro Conference Commissioner's List, 1988-89
- Kelli Test Metro Conference Commissioner's List, 1989-90
- Shannon Hodge Metro Conference Commissioner's List, 1989-90



Liberty Taylor

- Robin Corn Metro Conference Commissioner's List, 1990-91
ACC Honor Roll Selection, 1991-92
- Christy Derlak ACC Postgraduate Scholarship, 1993-94
ACC Honor Roll Selection, 1991-92, 1992-93, 1993-94
- Danielle Ryan ACC Honor Roll Selection, 1991-92, 1992-93
- Allison Percy ACC Honor Roll Selection, 1992-93, 1993-94, 1994-95
- Angela Atkinson ACC Honor Roll Selection, 1993-94
- Liberty Taylor ACC Honor Roll Selection, 1993-94, 1994-95
- Katina Cobbins ACC Honor Roll Selection, 1994-95
- Wendy Hampton ACC Honor Roll Selection, 1994-95
- Anja Pedersen ACC Honor Roll Selection, 1994-95

ATLANTIC COAST CONFERENCE SELECT TEAM

- 1993 Tia Paschal
- 1994 Christy Derlak

CONFERENCE PLAYERS OF THE WEEK

- Bev Burnett 1985-86, 1987-88 (2), 1988-89 (Metro)
- Chris Davis 1987-88, 1990-91 (Metro)
- Wanda Burns 1989-90 (Metro)
- Tia Paschal 1990-91 (Metro), 1992-93 (ACC)
- Carla Williams 1995-96 (ACC)


NATIONAL TEAMS

- Sue Galkantas 1981, National Sports Festival
- Lorraine Rimson 1985, Team U.S.A.
(Maccabiah Games in Israel)
- Sarah Hall 1986, Athletes in Action
- Marynell Meadors 1989, Olympic Festival (Head Coach)
1992, U.S.A. Women's Select Team (Assistant Coach)
- Kelli Test 1990, A.A.U. National Team

OTHER ACCOMPLISHMENTS

- Wanda Burns Metro All-Rookie Team, 1989
- Chantelle Dishman Metro All-Rookie Team, 1990
Metro Conference Freshman Of The Year, 1990
- Marynell Meadors Metro Conference
Coach Of The Year, 1990 & 1991
- Tia Paschal Metro All-Rookie Team, 1990
- Connie Robinson ACC All-Freshman Team, 1991-92
ACC Rookie Of The Week (Twice), 1991-92
- Latavia Coleman ACC All-Freshman Team, 1996-97
ACC Rookie Of The Week, 1996-97

SERIES RECORD



AGAINST
ALL OPPONENTS

ALABAMA	4-5
1979-80	L 61-88
1980-81	W 77-76 (N)
1982-83	W 73-64 (A)
	L 61-64 (H)
1987-88	L 64-70 (H)
1988-89	L 68-70 (A)
1989-90	W 81-76 (A)
1990-91	W 88-65 (H)
1993-94	L 33-87 (N)
ALABAMA-BIRMINGHAM	3-5
1978-79	L 85-87
	L 79-95
1979-80	L 85-95 (H)
	L 82-96 (H)
1982-83	L 73-75 (A)
1983-84	W 82-75 (H)
1986-87	W 75-62 (H)
1988-89	W 84-68 (A)
ALABAMA STATE	0-2
1976-77	L 73-80
1978-79	L 73-95
ALASKA	1-0
1983-84	W 77-63 (N)
ALBANY STATE	4-8
1974-75	W 62-55
	L 43-61
1975-76	L 50-71
	L 44-73
1976-77	L 38-87
	L 73-80
1977-78	L 86-94
1982-83	W 94-52 (H)
1984-85	W 66-60 (H)
1985-86	W 72-69 (A)
1986-87	L 71-72(H) (OT)
APPALACHIAN STATE	2-1
1978-79	L 83-89
1989-90	W 77-62 (H)
1990-91	W 96-57 (H)
ARIZONA STATE	0-1
1983-84	L 70-85 (N)
ARMY	1-0
1982-83	W 69-60 (N)
AUBURN	0-6
1974-75	L 51-64
1982-83	L 43-73 (A)
1983-84	L 53-72 (H)
1984-85	L 58-76 (A)
1989-90	L 63-80 (A)
1990-91	L 64-79 (H)

BARRY COLLEGE	1-0
1973-74	W 50-33
BELHAVEN	1-0
1979-80	W 81-75
BRIGHAM YOUNG	1-1
1981-82	W 75-71 (N)
1983-84	L 61-76 (N)
BUTLER	0-1
1991-92	L 68-71 (H)
CALIFORNIA	0-1
1992-93	L 50-69 (N)
CENTRAL FLORIDA	6-2
1976-77	W 77-63
1980-81	W 92-75 (H)
1981-81	W 75-65 (H)
1983-84	W 67-60 (H)
1984-85	L 76-93 (A)
1985-86	L 90-98 (A)
1994-95	W 74-59 (H)
1996-97	W 78-53 (H)
CENTRAL MICHIGAN	1-0
1988-89	W 100-78 (N)
CENTRAL MISSOURI	0-1
1980-81	L 60-69 (N)
CINCINNATI	12-8
1978-79	W 61-57
1980-81	L 65-91 (A)
1982-83	W 84-61 (N)
1983-84	W 83-72 (H)
1984-85	L 73-83 (A)
1985-86	W 75-72 (H)
	L 45-77 (N)
1986-87	L 53-55 (H)
	W 70-50 (A)
1987-88	L 59-70 (H)
	W 66-58 (A)
	L 76-78 (N)
1988-89	L 45-66 (A)
	W 62-57 (H)
	L 47-57 (N)
1989-90	W 61-44 (H)
	W 57-44 (A)
1990-91	W 90-61 (H)
	W 67-49 (A)
	W 89-51 (N)

CLEMSON	1-12
1980-81	L 59-78 (N)
1991-92	L 73-80 (A)
	W 79-66 (H)
1992-93	L 69-84 (H)
	L 63-70 (A)
1993-94	L 26-80 (A)
	L 60-75 (H)
1994-95	L 68-72 (A)
	L 64-67 (H)
1995-96	L 74-87 (H)
	L 53-70 (A)
1996-97	L 63-74 (A)
	L 47-71 (H)
COLLEGE OF CHARLESTON	0-1
1975-76	L 61-93
COLORADO	1-0
1984-85	W 70-61 (H)
COLORADO STATE	1-0
1985-86	W 68-73 (N)
DAYTON	2-0
1976-77	W 104-33
1992-93	W 78-65 (H)
DELTA STATE	1-2
1976-77	L 60-106
1978-79	L 64-93
1982-83	W 75-67 (N)
DENVER	1-0
1980-81	W 93-41 (H)
DePAUL	0-1
1987-88	L 68-82 (A)
DUKE	5-7
1991-92	W 67-55 (H)
	W 61-53 (A)
1992-93	W 84-72 (A)
	W 74-67 (H)
1993-94	L 60-66 (A)
	W 78-73 (H)
1994-95	L 68-84 (A)
	L 71-75 (H)
1995-96	L 30-92 (A)
	L 47-61 (H)
1996-97	L 46-87 (A)
	L 70-77 (H)
DUQUESNE	0-1
1996-97	L 58-61 (H)

W o m e n ' s B a s k e t b a l l 1 9 9 7 - 9 8

EAST CAROLINA	0-2	1991-92	W	90-78	(H)(OT)	FURMAN	1-0
1979-80	L 61-69	1992-93	L	78-81	(A)	1995-96	W 60-56 (N)
1980-81	L 67-78 (H)	1993-94	L	54-73	(H)	GEORGETOWN	1-2
EASTERN KENTUCKY	1-0	1994-95	L	80-91	(H)	1984-85	L 69-77 (A)
1991-92	W 72-65 (H)	1995-96	L	62-81	(A)	1985-86	W 78-74 (N)
FAIRFIELD	0-1	1996-97	L	56-74 (N)	(H)	GEORGIA	0-4
1984-85	L 64-71 (N)		L	37-76 (H)	(N)	1987-88	L 72-91 (H)
FLAGLER	3-4		L	48-75 (N)	(A)	1988-89	L 70-90 (A)
1973-74	W 53-35	FLORIDA ATLANTIC	5-2	59-77 (A)		1989-90	L 76-80 (H)
	L 31-41	1986-87	L	38-42 (A)		1990-91	L 71-91 (A)
	W 76-38	1991-92	W	96-64 (H)		GEORGIA SOUTHERN	2-5
1974-75	L 51-60	1992-93	W	97-67 (H)		1974-75	L 53-65
	L 52-59	1993-94	L	64-67 (A)		1975-76	L 54-83
	W 59-55	1994-95	W	69-55 (H)		1977-78	L 71-79
	L 45-53	1995-96	W	69-46 (A)		1980-81	L 79-96 (A)
FLORIDA	24-31	1996-97	W	79-63 (H)		1981-82	L 78-81 (H)
1973-74	L 39-49	FLORIDA A&M	20-8			1987-88	W 83-77 (A)(OT)
	W 52-36	1974-75	W	77-34		1988-89	W 105-78 (H)
	W 32-31		W	47-26		GEORGIA STATE	0-1
	W 48-45	1977-78	W	84-59		1980	L 96-78 (A)
1974-75	L 44-67	1978-79	L	79-84 (H)		GEORGIA TECH	6-9
	W 53-47		L	61-77 (A)		1974-75	W 58-22
	L 41-49	1979-80	W	74-61 (H)		1980-81	W 84-79 (A)
	W 44-28		L	60-67 (A)		1991-92	L 68-70 (H)
1975-76	W 65-59	1980-81	W	76-64 (H)			W 77-66 (A)
	L 45-64		W	76-61 (A)		1992-93	W 79-71 (A)
	L 45-68	1981-82	L	86-87 (A)			L 46-61 (H)
	L 39-65		W	59-58 (H)		1993-94	L 62-65 (H)
1976-77	L 54-80	1982-83	W	66-60 (A)			L 51-63 (A)
	L 65-67		W	82-65 (H)		1994-95	W 60-58 (A)
	L 67-72	1983-84	W	80-64 (A)			L 57-68 (H)
	L 60-72	1984-85	L	57-61 (H)		1995-96	L 65-97 (A)
1977-78	W 93-66	1985-86	L	65-83 (H)			W 90-85 (H)(OT)
	L 63-102	1986-87	W	79-72 (H)			W 64-51 (N)
	W 100-80	1987-88	L	68-73 (N)		1996-97	L 51-75 (A)
1978-79	W 88-79	1988-89	W	75-68 (H)			L 60-68 (H)
	W 91-72	1989-90	W	87-60 (H)		HOWARD	1-0
	W 89-85	1990-91	W	92-62 (H)		1988-89	W 101-73 (H)
	W 101-94	1991-92	W	100-71 (A)		IDAHO	0-1
1979-80	W 92-77	1992-93	W	79-58 (H)		1983-84	L 74-75 (N)
	W 88-84	1993-94	W	70-68 (A)		INDIANA	0-1
	L 67-78	1994-95	L	65-73 (H)		1980-81	L 76-79 (H)
	W 84-76	1995-96	W	90-65 (A)		JOHN ABBOTT	2-0
	L 71-84	1996-97	W	91-59 (H)		1976-77	W 62-60
1980-81	W 90-48 (H)	FLORIDA INTERNATIONAL	4-0			1977-78	W 71-67
	L 81-83 (A)	1975-76	W	58-35		JUDSON COLLEGE	1-0
1981-82	L 60-63 (H)		W	81-44		1976-77	W 97-79
	W 86-79 (A)	1981-82	W	74-64 (A)		KANSAS	1-0
1982-83	W 68-63 (A)	1982-83	W	77-65 (H)		1983	W 91-62
	W 89-67 (H)	FLORIDA SOUTHERN	1-0			KENT STATE	1-0
1983-84	W 74-70 (H)	1979-80	W	97-58		1981	W 80-66 (N)
	L 57-65 (A)	FORDHAM	1-0			KENTUCKY	0-1
1984-85	L 43-64 (A)	1984-85	W	88-81 (N)		1993-94	L 55-58 (N)
	L 58-79 (H)	FORT VALLEY	0-1			FRESNO STATE	1-0
1985-86	L 68-77 (H)	1974-75	L	43-58		1994-95	W 67-62 (N)
	L 76-81 (A)	FRESNO STATE	1-0				
1986-87	L 65-69 (H)						
	L 59-70 (H)						
1987-88	W 71-55 (H)						
1988-89	L 60-63 (A)						
1989-90	W 63-62 (H)						
1990-91	W 79-78 (A)						

LAMAR 1-0			L	70-81	(A)	MIDDLE TENNESSEE	1-1
1991-92	W	78-67 (N)	1986-87	L	68-75 (A)	1983-84	W 75-67 (H)
				L	75-94 (H)	1993-94	L 43-66 (A)
LEWIS STATE 2-2			1987-88	L	90-91 (H)	MISSISSIPPI 1-3	
1981-82	W	94-46 (N)		L	89-94 (A)	1979-80	L 52-80
LOUISIANA STATE 2-2			1988-89	W	89-80 (A)	1981-82	W 63-61 (H)
1989-90	L	65-68 (H)	1989-90	W	72-62 (A)	1982-83	L 76-86 (A)
1990-91	W	89-82 (H)	1990-91	W	98-60 (H)	1996-97	L 52-75 (A)
1991-92	L	88-96 (A)		W	106-94 (A)	MISSISSIPPI COLLEGE 1-1	
1992-93	W	79-59 (H)		W	101-77 (H)	1979-80	L 50-90
LOUISVILLE 11-10			MERCER 1-6			1981-82	W 71-69 (H)
1978-79	L	60-94	1973-74	L	45-64	MISSISSIPPI STATE 1-2	
	L	73-77	1976-77	L	53-96	1978-79	L 60-64
1979-80	L	67-86	1978-79	L	73-83	1979-80	L 61-73
	L	60-77	1979-80	L	86-100	1989-90	W 89-62 (H)
1981-82	L	73-89 (A)		L	75-84	MISSISSIPPI U FOR WOMEN 2-0	
1982-83	L	56-67 (A)	1980-81	L	76-80 (H)	1980-81	W 73-70 (A)
1983-84	L	65-81 (H)	1983-84	W	66-57 (H)	1981-82	W 76-54 (H)
	L	77-88 (A)	MIAMI 18-6			MISSISSIPPI VALLEY 0-1	
1984-85	L	74-89 (A)	1974-75	W	59-45	1981-82	L 83-95 (H)
1985-86	W	67-64 (H)	1978-79	W	79-53	MISSOURI 0-2	
1986-87	W	66-63 (H)		W	79-72	1983-84	L 66-83 (OT) (N)
	L	64-77 (A)		W	83-57	1995-96	L 47-61 (N)
1987-88	W	99-65 (H)	1979-80	W	82-64	MISSOURI-KANSAS CITY 1-0	
	W	73-70 (A)		W	93-74	1990-91	W 66-52 (H)
1988-89	W	65-64 (A)		W	72-61	MONTANA STATE 1-0	
	W	82-76 (H)	1980-81	W	87-73 (H)	1991-92	W 89-66 (N)
1989-90	W	69-66 (H)		W	62-55 (A)	MONTCLAIR STATE 1-0	
	W	77-62 (A)		L	70-79 (N)	1982-83	W 89-81 (OT) (H)
1990-91	W	83-70 (H)	1981-82	W	77-74 (A)	NEBRASKA 1-0	
	W	86-52 (A)		W	66-52 (H)	1982-83	W 100-84 (N)
	W	83-70 (A)		W	84-80 (N)	NEW MEXICO STATE 1-0	
MARYLAND 2-12			1983-84	W	76-64 (N)	1987-88	W 73-64 (A)
1991-92	L	64-79 (H)	1984-85	L	65-79 (A)	NEW ORLEANS 2-3	
	L	70-101 (A)		L	67-74 (H)	1978-79	W 101-66
1992-93	W	68-61 (H)	1986-87	W	75-74 (A)	1986-87	L 59-87 (A)
	L	61-74 (A)		L	73-80 (H)	1987-88	L 61-71 (H)
	L	68-91 (N)	1988-89	L	79-88 (H)	1994-95	L 67-75 (A)
1993-94	L	54-69 (H)		L	79-88 (A)	1995-96	W 62-51 (H)
	L	39-81 (A)	1989-90	W	95-66 (H)	NORTH CAROLINA 5-11	
1994-95	L	56-70 (H)	1990-91	W	76-62 (A)	1981-82	W 77-68 (N)
	W	66-59 (A)	1991-92	W	71-69 (H)	1982-83	W 75-74 (N)
	L	56-72 (N)	1992-93	W	64-61 (A)	1987-88	L 79-82 (A)
1995-96	L	49-72 (H)	MIAMI (OH) 1-0			1991-92	W 70-61 (H)
	L	63-75 (A)	1981-82	W	89-68 (N)		L 52-69 (A)
1996-97	L	58-65 (H)	MIAMI DADE CC-DTN 1-0				L 69-81 (N)
	L	59-79 (A)	1975-76	W	73-51	1992-93	W 85-66 (A)
McNEESE STATE 1-0			MIAMI DADE CC NORTH 1-0				L 60-73 (H)
1981-82	W	69-62 (N)	1974-75	W	59-40	1993-94	L 61-102 (A)
MEMPHIS STATE 9-13			MIAMI DADE CC SOUTH 1-1				L 48-71 (H)
1977-78	L	69-91	1974-75	W	59-41	1994-95	L 52-77 (H)
1978-79	L	78-101	1975-76	L	67-70		L 47-92 (A)
1981-82	L	90-104 (H)	MICHIGAN 0-1				
1982-83	W	90-82 (H)	1984	L	71-76 (H)		
	W	68-66 (A)	MICHIGAN STATE 0-1				
1983-84	L	67-83 (H)	1994-95	L	69-82 (N)		
	L	64-80 (A)					
1984-85	L	64-76 (A)					
	L	67-84 (H)					
1985-86	L	66-95 (H)					


1995-96	L	59-67	(A)	RHODE ISLAND	0-1	SOUTHERN MISSISSIPPI	4-16	
	W	73-64	(H)	1193-94	L	1979-80	L	65-107
1996-97	L	63-88	(H)			1980-81	L	69-73
	L	56-82	(A)	RICE	1-0	1981-82	L	84-94
N. CAROLINA-ASHEVILLE				1986-87	W	1983-84	L	75-84
1988-89	W	99-58	(H)				L	53-58
N. CAROLINA-CHARLOTTE				RICHMOND	1-0	1984-85	L	52-81
1989-90	L	50-63	(H)	1993-94	W		L	61-66
N. CAROLINA STATE						1985-86	L	67-74
1991-92	W	76-75	(H)	ROLLINS COLLEGE	4-0		L	76-89
	W	86-79	(A)	1974-75	W	1986-87	W	64-62
1992-93	L	67-75	(A)	1975-76	W		L	75-84
	L	47-57	(H)			1987-88	L	60-69
1993-94	L	46-51	(H)	1976-77	W		L	68-84
	W	59-58	(A)			1988-89	W	78-75
1994-95	L	68-91	(A)	ST. JOSEPH	1-0		L	66-84
	L	55-70	(H)	1982-83	W	1989-90	L	73-77
1995-96	L	71-76	(H)				W	97-72
	L	64-78	(A)	ST. LOUIS	1-0		L	78-90
1996-97	L	52-88	(H)	1980-81	W	1990-91	W	96-76
	L	36-75	(A)				L	90-93
NORTHEAST MISSOURI				SAVANNAH COLLEGE	0-1	SOUTH FLORIDA		28-3
1978-79	W	87-67		1974-75	L	1973-74	W	62-41
NORTHERN ILLINOIS						1974-75	W	68-40
1991-92	W	99-74	(H)	SHORTER COLLEGE	0-4		W	70-53
1992-93	L	80-86	(A)	1974-75	L	1975-76	W	57-41
						1976-77	W	69-46
NORTHWEST LOUISIANA						1977-78	W	72-58
1979-80	W	85-81					W	84-6
OLD DOMINION							L	65-70
1981-82	L	65-100	(A)	SOUTH ALABAMA	5-3		W	86-61
OKLAHOMA STATE				1976-77	W		L	59-61
1982-83	W	72-52	(N)	1978-79	W	1978-79	W	89-80
ORAL ROBERTS							W	73-56
1979-80	L	68-74	(H)	1980-81	L	1979-80	W	90-56
1991-92	W	104-59	(H)				W	87-58
1992-93	W	74-53	(H)	1981-82	W	1980-81	W	100-88
OREGON STATE							W	79-41
1981-82	L	60-76	(N)	1986-87	L	1981-82	W	71-61
PENSACOLA JC							W	80-60
1975-76	W	73-51		1988-89	L	1982-83	W	77-49
1976-77	W	86-40				1983-84	W	71-52
PENN STATE				1987-88	L	1984-85	L	81-73
1982-83	L	84-86	(N)				W	74-69
1983-84	L	68-96	(N)	1988-89	L	1985-86	W	58-47
1989-90	L	73-83	(H)				W	78-68
PEPPERDINE				1989-90	L	1988-89	W	85-74
1981-82	W	76-63	(N)				W	94-85
PURDUE				1990-91	L	1992-93	W	87-68
1981-82	W	65-39	(A)			1994-95	W	87-68
RADFORD				1990-91	W	1995-96	W	64-45
1985-86	L	80-87	(H)			1996-97	W	56-55
				1990-91	L		W	68-59
						SW MISSOURI STATE		0-2
				1990-91	W	1990-91	L	63-68
						1996-97	L	52-66
				1991-92	L			
						STANFORD		1-0
				1991-92	W	1983-84	W	73-58
				1992-93	L			
						STETSON		11-4
				1992-93	W	1976-77	W	78-29
							W	72-57
				1993-94	L	1978-79	L	61-63
							W	89-56
				1993-94	W			
				1994-95	L			
				1994-95	L			

1981-82	W	81-54	(H)	TENNESSEE-CHATTANOOGA	1-2	VIRGINIA	0-14
1982-83	W	102-42	(H)	1982-83	W 94-77 (N)	1990-91	L 77-92 (A)
	W	77-64	(A)	1993-94	L 85-86 (A)	1991-92	L 60-87 (H)
1985-86	W	76-72	(A)	1995-96	L 58-60 (H)		L 43-81 (A)
	L	68-74	(H)	TOLEDO	1-0	1992-93	L 66-78 (H)
1986-87	L	50-55	(H)	1986-87	W 80-64 (H)		L 68-76 (A)
1987-88	L	69-75	(A)	TROY STATE	1-1	1993-94	L 56-82 (A)
1988-89	W	70-64	(H)	1977-78	W 71-61		L 50-59 (H)
1989-90	W	77-70	(A)	1979-80	L 78-92	1994-95	L 60-76 (H)
1990-91	W	114-71	(H)	TULANE	10-7		L 45-79 (A)
1996-97	W	80-56	(H)	1978-79	L 65-78	1995-96	L 58-91 (A)
TALLADEGA COLLEGE			0-1	1979-80	L 74-95		L 40-81 (H)
1975-76	L	55-100			L 65-75		L 50-83 (N)
TAMPA			6-0	1980-81	L 60-70 (A)	1996-97	L 57-67 (H)
1974-75	W	48-36		1981-82	W 89-70 (H)		L 44-73 (A)
1975-76	W	66-48		1982-83	W 81-56 (H)	VIRGINIA TECH	10-8
	W	82-50			W 91-65 (A)	1979-80	W 67-57
1981-82	W	90-50 (H)		1983-84	L 71-77 (A)		L 54-77
1985-86	W	88-77 (H)			W 86-79 (H)	1981-82	W 93-82 (A)
1994-95	W	64-62 (H)		1984-85	L 56-59 (A)	1983-84	L 63-68 (A)
TEMPLE			1-1		W 81-47 (H)	1984-85	W 85-77 (H)
1982-83	W	74-69 (A)		1985-86	W 71-70 (H)		L 65-86 (N)
1995-96	L	67-72 (N)			L 60-75 (A)	1985-86	L 68-73 (A)
TENNESSEE			0-2	1989-90	W 103-66 (H)	1986-87	L 78-91 (A)
1984-85	L	56-67 (H)			W 100-45 (A)		W 70-65 (H)
1985-86	L	43-89 (A)		1990-91	W 87-60 (H)		L 67-68 (N)
TENNESSEE TECH			1-0		W 104-66 (A)	1987-88	W 61-59 (H)
1992-93	W	88-72 (N)		VALDOSTA STATE	1-11		L 81-97 (A)
TEXAS			0-1	1974-75	L 42-53	1988-89	L 67-68 (A)
1983-84	L	43-89 (N)			L 50-54		W 69-66 (H)
TEXAS TECH			0-1		L 32-49	1989-90	W 68-64 (A)
1994-95	L	44-66 (N)		1975-76	L 44-91		W 69-52 (H)
TIFT			1-0		L 50-101	1990-91	W 78-64 (A)
1974-75	W	58-47		1976-77	L 65-104		W 76-53 (H)
					L 60-92	WAKE FOREST	4-10
				1977-78	L 57-92	1991-92	W 86-83 (A)
				1980-81	L 58-62 (N)		L 64-67 (H)
				1981-82	W 82-69 (N)	1992-93	L 53-57 (A)
				1986-87	L 66-75 (H)		W 77-73 (H)
				1987-88	L 77-83 (A)	1993-94	W 66-60 (H)
							L 79-82 (A)
							L 57-72 (N)
						1994-95	W 68-61 (A)
							L 61-66 (H)
						1995-96	L 71-88 (H)
							L 52-54 (A)
						1996-97	L 68-79 (A)
							L 59-70 (N)
						WESTERN KENTUCKY	0-2
						1983-84	L 74-79 (N)
						1990-91	L 69-72 (N)
						WEST FLORIDA	1-0
						1975-76	W 100-16
						WEST GEORGIA	2-2
						1975-76	L 61-88
						1976-77	L 54-79
						1978-79	W 73-59
						1985-86	W 67-57 (H)
						WISCONSIN	1-0
						1987-88	W 100-67 (H)



Wanda Burns

YEAR-BY-YEAR RESULTS !



DIANE MURPHY

1976-79



JAN DYKEHOUSE ALLEN

1979-86



MARYNELL MEADORS

1986-96



CHRIS GOBRECHT

1996-97



MILLIE USHER

1973-74 (7-3)

Florida	39- 49	L
Barry College	50- 33	W
Florida	52- 36	W
Flagler	53- 35	W
Florida	32- 31	W
Mercer	45- 64	L
Flagler	31- 41	L
South Florida	62- 41	W
Flagler	76- 38	W
Florida	48- 45	W

1974-75 (15-17)

Albany State	62- 55	W
Valdosta State	42- 53	L
Florida A&M	77- 34	W
Shorter College	52- 65	L
Shorter College	63- 78	L
Savannah State	48- 70	L
South Florida	68- 40	W
Miami-Dade South	59- 41	W
Rollins College	61- 48	W
Florida	44- 67	L
Flagler	51- 60	L
Florida	53- 47	W
Georgia Tech	58- 22	W
Shorter College	36- 54	L
Tift	58- 47	W
Valdosta State	50- 54	L
Albany State	43- 61	L
Florida A&M	47- 26	W
Florida	41- 49	L
Tampa	48- 36	W
Flagler	52- 59	L
Miami	59- 45	W
South Florida	70- 53	W
Florida	44- 28	W

Flagler	59- 55	W
Flagler	45- 53	L
Miami-Dade North	59- 40	W
Auburn	51- 64	L
Fort Valley	43- 58	L

1975-76 (11-12)

Rollins	56- 43	W
Albany State	50- 71	L
West Florida	100- 16	W
South Florida	57- 41	W
Tampa	66- 48	W
Rollins	64- 56	W
Valdosta State	44- 91	L
Tampa	82- 50	W
West Georgia	61- 88	L
Talladega College	55-100	L
College of Charleston	61- 93	L
Albany State	44- 73	L
Miami-Dade South	67- 70	L
Florida International	58- 35	W
Pensacola Jr College	73- 51	W
Florida	65- 59	W
Georgia Southern	54- 83	L
Florida	45- 64	L
Miami-Dade Dntn	73- 51	W
Florida International	81- 44	W
Florida	45- 68	L
Valdosta State	50-101	L
Florida	39- 55	L

Stetson	78- 29	W
Florida	65- 67	L
Rollins	87- 52	W
Central Florida	77- 63	W
Dayton	104- 33	W
South Alabama	87- 66	W
Albany State	65- 79	L
Alabama State	73- 80	L
West Georgia	54- 79	L
Judson College	97- 79	W
Stetson	72- 57	W
Pensacola Jr College	86- 40	W
Valdosta State	60- 92	L
South Florida	69- 46	W
Florida	67- 72	L
Florida	60- 72	L
Delta State	60-106	L

1977-78 (8-8)

Valdosta State	57- 92	L
Florida	93- 66	W
Troy State	71- 67	W
South Florida	72- 58	W
Memphis State	69- 91	L
South Carolina	52-115	L
Georgia Southern	71- 79	L
John Abbott College	71- 67	W
Florida A&M	84- 69	W
Florida	63-102	L
South Florida (OT)	84- 76	W
South Florida*	65- 70	L
South Florida*	86- 61	W
South Florida*	59- 61	L

*State Tournament



DIANE MURPHY

1976-77 (10-12)

Albany State	38- 87	L
Mercer	53- 96	L
Florida	54- 80	L
Valdosta State	65-104	L
John Abbott College	62- 60	W

1978-79 (17-15)

Mississippi State	60- 64	L
South Alabama	76- 43	W
Mercer	73- 83	L
NE Missouri	87- 61	W
Stetson	61- 63	L
South Florida	89- 80	W
Florida	88- 79	W
New Orleans	64- 62	W
Tulane	65- 78	L
Louisville	60- 94	L

Cincinnati	61- 57	W
Alabama-Birmingham	85- 87	L
Memphis State	78-101	L
South Florida	73- 56	W
Florida	91- 72	W
Miami	79- 53	W
New Orleans	101- 66	W
Florida A&M	79- 84	L
Louisville	73- 77	L
West Georgia	73- 59	W
Alabama State	73- 95	L
Alabama-Birmingham	79- 95	L
Miami	74- 95	L
Appalachian State	83- 89	L
Winthrop College	63- 71	L
Florida A&M	61- 77	L
Stetson	89- 56	W
South Florida	90- 56	W
Miami	73- 57	W
Florida	89- 85	W
Florida	101- 94	W
Delta State	64- 93	L



1979-80 (13-22)

Mississippi State	61- 73	L
Alabama-Birmingham	85- 95	L
South Carolina	68- 93	L
South Florida	87- 58	W
Florida A&M	74- 61	W
Southern Mississippi	65-107	L
Troy State	78- 92	L
Belhaven	81- 75	W
Miami	82- 64	W
Oral Roberts	68- 74	L
Virginia Tech	67- 57	W
Louisville	67- 86	L
Tulane	74- 95	L
Mississippi College	50- 90	L
Alabama	61- 88	L
Alabama-Birmingham	82- 96	L
Florida	92- 77	W
Miami	93- 74	W
East Carolina	61- 69	L
Mississippi	52- 80	L
Louisville	60- 77	L
Mercer	86-100	L
Northwest Louisiana	85- 81	W
Florida	88- 84	W
Florida Southern	97- 58	W
Virginia Tech	54- 77	L
Southeast Louisiana	70- 73	L
Tulane	65- 75	L
Florida A&M	60- 67	L
South Florida	100- 88	W
Florida	67- 78	L
Miami	72- 61	W
Florida	84- 76	W
Florida	71- 84	L
Mercer	75- 84	L

1980-81 (14-15)

Georgia Tech	84- 97	L
Georgia Southern	79- 96	L
South Alabama	79- 82	L
Valdosta State*	58- 62	L
Alabama*	77- 76	W
Florida	90- 48	W
Miami	87- 73	W
Central Florida	92- 75	W
Denver	93- 41	W
Miss U for Women**	73- 70	W
Central Missouri**	60- 69	L
Clemson**	59- 78	L
Indiana	76- 79	L
East Carolina	67- 78	L
Cincinnati	65- 91	L
Florida A&M	76- 64	W
South Florida	79- 41	W
Southeast Louisiana	94- 68	W
Southern Mississippi	69- 73	L
Mercer	76- 80	L
South Carolina	57- 69	L
Miami	62- 55	W
Tulane+	60- 70	L
St. Louis+	78- 56	W
Florida	81- 83	L
South Florida	71- 61	W
Florida A&M	76- 61	W
South Alabama	80- 67	W
Miami++	70- 79	L

*Lady Sunshine Classic, Orlando, FL
 **MUW Christmas Tournament, Columbus, MS
 +Metro Conference Tournament, New Orleans, LA
 ++FAIA State Tournament, Daytona Beach, FL

1981-82 (28-10)

Stetson	81- 54	W
McNeese State*	69- 62	W
Valdosta State*	82- 69	W
Central Florida	75- 65	W
Kent State**	80- 66	W
Purdue**	65- 39	W
Florida	60- 63	L
Florida International	74- 64	W
Miami	77- 74	W
South Alabama	99- 44	W
Lewis University+	94- 46	W
Miami-Ohio+	89- 68	W
North Carolina+	77- 68	W
South Florida	80- 60	W
Miss U for Women	76- 54	W
Florida	86- 79	W
Virginia Tech	93- 72	W
Old Dominion	65-100	L
Florida A&M	86- 87	L
Memphis State	90-104	L
South Carolina	81- 82	L
Southern Mississippi	84- 94	L
Louisville	73- 89	L
Tulane	89- 70	W
Florida A&M	59- 58	W
Miami	66- 52	W
Mississippi	63- 61	W
Tampa	90- 50	W
South Florida	77- 49	W
Miami++	84- 80	W
Florida A&M++	76- 65	W
Mississippi College^	71- 69	W
Georgia Southern^	78- 81	L
Mississippi Valley^	83- 95	L

Pepperdine^	76- 63	W
Brigham Young#	75- 71	W
St. Louis# (forfeit)	2- 0	W
Oregon State#	60- 76	L

*Lady Seminole Classic, Tallahassee, FL
 **Boilermaker Premier, W. Lafayette, IN
 +Hurricane New Year's Classic, Miami, FL
 ++FAIAW State Tournament, Daytona Beach, FL
 ^AIAW Region III Tournament
 #NWIT

1982-83 (24-6)

Tenn-Chattanooga*	94- 77	W
North Carolina*	75- 74	W
Albany State	94- 52	W
Stetson	102- 42	W
Alabama	73- 64	W
Penn State**	84- 86	L
Delta State**	75- 67	W
Nebraska+	100- 84	W
Army+	69- 60	W
Oklahoma State+	72- 52	W
Temple	74- 69	W
St. Joseph's	59- 54	W
Montclair State (OT)	89- 81	W
Tulane	81- 56	W
Memphis State	90- 82	W
Florida A&M	66- 60	W
Alabama-Birmingham	73- 75	L
Auburn	43- 73	L
Florida	68- 63	W
Stetson	77- 64	W
South Florida	71- 52	W
Tulane	91- 65	W
Florida A&M	82- 65	W
Florida International	77- 65	W
Alabama	61- 64	L
Florida	89- 67	W
Memphis State	68- 66	W
Louisville++	56- 67	L
Cincinnati++	84- 61	W
Mississippi^	76- 86	L

*Lady Seminole Classic, Tallahassee, FL
 **Mid-American Classic, Columbia, MO
 +Hurricane New Year's Classic, Miami, FL
 ++Metro Conference Tournament, Louisville, KY
 ^First Round NCAA Playoff

1983-84 (13-18)

Arizona State*	70- 85	L
Brigham Young*	61- 76	L
Middle Tenn State	75- 67	W
Western Kentucky**	74- 79	L
Kansas**	91- 62	W
Central Florida	67- 60	W
South Florida	81- 73	W
Alabama-Birmingham	82- 75	W
Penn State+	68- 96	L
Stanford+	73- 58	W
Missouri (OT)+	82- 75	W
Louisville	65- 81	L
Miami++	76- 64	W
Mercer++	66- 57	W
Florida	74- 70	W
Memphis State	67- 83	L
Tulane	71- 77	L
Southern Mississippi	75- 84	L
Auburn	53- 72	L
Virginia Tech	63- 68	L
South Carolina	62- 69	L
Southern Mississippi	53- 58	L

Florida	57- 65	L
Florida A&M	80- 64	W
Tulane	86- 79	W
Alaska^	77- 63	W
Texas^	43- 89	L
Idaho^	74- 75	L
Cincinnati#	83- 72	W
Memphis State#	64- 80	L
Louisville	77- 88	L

*Lady Buff Classic, Boulder, CO
 **Louisville Tech Classic, Louisville, KY
 +Miami Masonic Classic, Miami, FL
 ++Duval Hotel Classic, Tallahassee, FL
 ^Northern Lights Shootout, Anchorage, AK
 #Metro Conference Tournament, Cincinnati, OH

1984-85 (7-21)

Albany State	66- 60	W
Colorado	70- 61	W
Georgetown	69- 77	L
Central Florida	76- 93	L
Michigan	71- 76	L
Wichita State	54- 70	L
Miami	65- 79	L
Fordham*	88- 81	W
Fairfield*	64- 71	L
Virginia Tech	85- 77	W
Cincinnati	73- 83	L
Louisville	74- 89	L
South Florida (OT)	71- 69	W
Florida	43- 64	L
South Carolina	61- 70	L
Southern Mississippi	61- 66	L
Tulane	56- 59	L
Auburn	58- 76	L
Tennessee	56- 67	L
Tulane	81- 47	W
Florida A&M	57- 61	L
Southern Mississippi	61- 66	L
Florida	58- 79	L
Memphis State	64- 76	L
Miami	67- 74	L
Memphis State	67- 84	L
South Florida	74- 69	W
Virginia Tech**	65- 86	L


*Women's Court Classic, Miami, FL
 **Metro Conference Tournament, Hattiesburg, MS

1985-86 (12-16)

West Georgia	67- 57	W
Georgia Southwestern	51- 58	L
Colorado State*	68- 53	W
Monmouth (3 OT)*	81- 69	W
Tampa	88- 77	W
Georgetown**	78- 74	W
Radford (OT)**	80- 87	L
Stetson	76- 72	W
South Carolina	57- 81	L
Virginia Tech	68- 73	L
Louisville	67- 64	W
Cincinnati	75- 72	W
Central Florida	90- 98	L
South Florida	58- 47	W
Florida	68- 77	L
Tulane	71- 70	W
Tennessee	43- 89	L
Albany State	72- 69	W
Memphis State	66- 95	L
Southern Mississippi	76- 89	L
Tulane	60- 75	L
South Florida	78- 68	W

Florida A&M	65- 83	L
Southern Mississippi	76- 89	L
Florida	76- 81	L
Memphis State	70- 81	L
Stetson	68- 74	L
Cincinnati+	45- 77	L

*Pizza Hut Classic
 **Southernaire Invitational, Tallahassee, FL
 +Metro Conference Tournament, Columbia, SC



1986-87 (9-19)

Albany State (OT)	71- 72	L
Toledo*	80- 64	W
Rice*	62- 50	W
Stetson	50- 55	L
Miami	75- 74	W
Florida Atlantic	38- 42	L
Alabama-Birmingham	75- 62	W
Valdosta State	66- 75	L
Virginia Tech	78- 91	L
Louisville	66- 63	W
Cincinnati	53- 55	L
Florida	65- 69	L
South Alabama	58- 76	L
South Carolina	56- 63	L
Southern Mississippi	64- 62	W

Memphis State	68- 75	W
Miami	73- 80	L
Virginia Tech	70- 65	W
South Alabama	64- 99	L
Louisville	64- 77	L
Cincinnati	70- 50	W
Florida A&M	79- 72	W
South Carolina	61- 64	L
Florida	59- 70	L
Southern Mississippi	75- 84	L
Memphis State	67- 94	L
New Orleans	59- 87	L
Virginia Tech**	67- 88	L

*Tallahassee Hilton Classic, Tallahassee, FL
 **Metro Conference Tournament, Blacksburg, VA

1987-88 (9-18)

New Mexico State*	73- 64	W
DePaul*	68- 82	L
Wisconsin**	100- 67	W
West Virginia (OT)**	68- 58	W
Stetson	69- 75	L
Georgia Southern (OT)	83- 77	W
North Carolina	79- 82	L
Georgia	72- 91	L
Wisconsin-Green Bay	64- 67	L
New Orleans	61- 71	L
Memphis State (OT)	90- 91	L
Southern Mississippi	60- 69	L
Florida A&M	68- 73	L
South Carolina	55- 85	L
Valdosta State	77- 83	L
Virginia Tech	61- 59	W
Alabama	64- 70	L
Cincinnati	59- 70	L



Chantelle Dishman was presented the 1990 Metro Conference Rookie of the Year trophy.

Louisville	99- 65	W
Memphis State	89- 94	L
Southern Mississippi	68- 84	L
Virginia Tech	81- 97	L
South Carolina	86- 96	L
Florida	71- 55	W
Louisville	73- 70	W
Cincinnati	66- 58	W
Cincinnati+	76- 78	L

*Coopers & Lybrand Invitational

**Tallahassee Hilton Classic, Tallahassee, FL

+Metro Conference Tournament, Tallahassee, FL

1988-89 (16-11)

Central Michigan*	100- 78	W
Miami*	85- 96	L
N. Carolina-Asheville**	99- 58	W
Georgia Southern**	105- 78	W
Miami	79- 88	L
Florida	60- 65	L
Stetson	70- 64	W
Alabama-Birmingham	84- 68	W
Southern Mississippi	78- 75	W
Memphis State	95- 75	W
Cincinnati	45- 66	L
Louisville	65- 64	W
Virginia Tech	67- 68	L
South Carolina	82- 99	L
South Florida	85- 74	W
Virginia Tech	69- 66	W
Alabama	68- 70	L
Southern Mississippi	66- 84	L
Howard University	101- 73	W
Florida A&M	75- 68	W
Cincinnati	62- 57	W
Louisville	82- 76	W
Georgia	70- 90	L
South Carolina	68- 76	L
South Florida	94- 85	W
Memphis State	89- 80	W
Cincinnati+	47- 57	L

*Lady Sunshine Classic, Lake Mary, FL

**Tallahassee Hilton Classic, Tallahassee, FL

+Metro Conference Tournament, Memphis, TN

1989-90 (21-9)

S. Alabama (2 OT)*	89- 82	W
Louisiana State*	65- 68	L
Mississippi State**	89- 62	W
N. Carolina-Charlotte**	50- 63	L
Alabama	81- 76	W
Stetson	77- 70	W
Appalachian State	77- 62	W
Georgia Southern	80- 49	W
Virginia Tech	68- 64	W
Tulane	103- 66	W
Florida	63- 62	W
Louisville (OT)	69- 66	W
Cincinnati	61- 44	W
Auburn	63- 80	L
South Carolina	72- 75	L
Southern Mississippi	73- 77	L
Memphis State	72- 62	W
Virginia Tech	69- 52	W
Tulane	100- 45	W
Louisville	77- 62	W
Cincinnati	57- 44	W
Florida A&M	87- 60	W

Miami	95- 66	W
Georgia	76- 80	L
Southern Mississippi	97- 72	W
Memphis State	98- 60	W
South Carolina	59- 75	L
Memphis State+	83- 58	W
Southern Mississippi+	78- 90	L
Penn State++	73- 83	L

*LSU Crawfish Classic, Baton Rouge, LA

**Tallahassee Hilton Classic, Tallahassee, FL

+Metro Conference Tournament, Cincinnati, OH

++NCAA Tournament, Tallahassee, FL

1990-91 (25-7)

Missouri-KC*	66- 52	W
SW Missouri State*	63- 68	L
Marquette**	110- 75	W
LSU**	89- 82	W
Northern Illinois+	78- 66	W
Virginia+	77- 92	L
Florida	79- 78	W
Miami	76- 62	W
Virginia Tech	78- 64	W
Cincinnati	90- 61	W
Louisville	83- 70	W
Alabama	88- 65	W
Memphis State	106- 94	W
South Carolina	69- 60	W
Southern Mississippi	96- 76	W
Tulane	87- 60	W
Georgia	71- 91	L
South Carolina (2 OT)	91- 92	L
Stetson	114- 71	W
Cincinnati	67- 49	W
Louisville	86- 52	W
Auburn	64- 79	L
Memphis State	101- 77	W
Virginia Tech	76- 53	W
Southern Mississippi	90- 93	L
Tulane	104- 66	W
Florida A&M	92- 62	W
Cincinnati++	89- 51	W
Louisville++	83- 70	W
South Carolina++	54- 53	W
Appalachian State^	96- 57	W
Western Kentucky^	69- 72	L

*St. John's Lady Bear Classic, Springfield, MO

**Tallahassee Hilton Classic, Tallahassee, FL

+Cavalier Classic, Charlottesville, VA

++Metro Conference Tournament, Louisville, KY

^NCAA Tournament, Tallahassee, FL

1991-92 (17-11)

Miami (OT)	71- 69	W
Lamar*	78- 67	W
Louisiana State* (OT)	88- 96	L
Montana State**	89- 66	W
Eastern Kentucky**	72- 65	W
Florida (OT)	90- 78	W
Georgia Tech	68- 70	L
Virginia	60- 87	L
Wake Forest	86- 83	W
Maryland	64- 79	L
Georgia Tech	77- 66	W
Clemson	73- 80	L
North Carolina State	76- 75	W
Duke	67- 55	W
North Carolina	70- 61	W
Virginia	43- 81	L
Clemson	79- 66	W

Maryland	70-101	L
Duke	61- 53	W
North Carolina	52- 69	L
North Carolina State	86- 79	W
Wake Forest	64- 67	L
Butler	68- 71	L
Northern Illinois	99- 74	W
Florida A&M	100- 71	W
Florida Atlantic	96- 64	W
Oral Roberts	104- 59	W
North Carolina+	69- 81	L

*LSU Crawfish Classic, Baton Rouge, LA

**Dial Classic, Tallahassee, FL

+ACC Tournament, Rock Hill, SC

1992-93 (13-14)

Florida Atlantic	97- 67	W
South Florida*	87- 68	W
Louisiana State*	79- 59	W
North Carolina State	67- 75	L
Miami	64- 61	W
Tennessee Tech**	88- 72	W
California**	50- 69	L
Duke	84- 72	W
Virginia	66- 78	L
North Carolina	85- 66	W
Maryland	68- 61	W
Wake Forest	53- 57	L
Georgia Tech	79- 71	W
North Carolina	60- 73	L
Maryland	61- 74	L
Florida A&M	79- 58	W
Virginia	68- 76	L
Florida	78- 81	L
Clemson	69- 84	L
Northern Illinois	80- 86	L
Georgia Tech	46- 61	L
Wake Forest	77- 73	W
Oral Roberts	74- 53	W
North Carolina State	47- 57	L
Clemson	63- 70	L
Duke	74- 67	W
Maryland+	68- 91	L

*Dial Classic, Tallahassee, FL

**Oakland Tribune Classic, Oakland, CA

+ACC Tournament, Rock Hill, SC

1993-94 (6-21)

UT-Chattanooga	85- 86	L
Middle Tenn State	43- 66	L
Rhode Island*	71- 76	L
Dayton*	78- 65	W
Florida A&M	70- 68	W
North Carolina	61-102	L
Georgia Tech	62- 65	L
Virginia	56- 82	L
Richmond**	70- 66	W
Kentucky**	55- 58	L
Alabama**	33- 87	L
Maryland	54- 69	L
Florida Atlantic	64- 67	L
North Carolina	48- 71	L
Duke	60- 66	L
Wake Forest	66- 60	W
North Carolina State	46- 51	L

Maryland	39- 81	L
Georgia Tech	51- 63	L
Virginia	50- 59	L
Clemson	26- 80	L
Florida	54- 73	L
Wake Forest	79- 82	L
North Carolina State	59- 58	W
Clemson	60- 75	L
Duke	78- 73	W
Wake Forest+	57- 72	L

*Dial Classic, Tallahassee, FL
 **Florida Citrus Sports Travel Holiday Classic, Orlando, FL
 +ACC Tournament, Rock Hill, SC

1994-95 (8-22)

Fresno State*	67-62	W
Wisconsin-Green Bay*	60-88	L
Central Florida	74-59	W
South Florida**	64-45	W
Florida**	80-91	L
Duke	68-84	L
Tampa	64-62	W
Florida A&M	65-73	L
Texas Tech#	44-66	L
Southern Illinois#	52-56	L
Michigan State#	69-82	L
New Orleans	67-75	L
North Carolina	52-77	L

Clemson	68-72	L
North Carolina State	68-91	L
Maryland	56-70	L
Virginia	60-76	L
Wake Forest	68-61	W
Georgia Tech	60-58	W
Duke	71-75	L
Georgia Tech	57-68	L
North Carolina	47-92	L
Clemson	64-67	L
North Carolina State	55-70	L
Florida Atlantic	69-55	W
Maryland	66-59	W
Virginia	45-79	L
Florida	62-81	L
Wake Forest	61-66	L
Maryland+	56-72	L

*Montana State Classic
 **Dial Classic, Tallahassee, FL
 #San Juan Shootout, San Juan, PR
 +ACC Tournament, Rock Hill, SC

1995-96 (8-20)

Florida Atlantic	69-46	W
Florida*	56-74	L
South Florida*	56-55	W
Duke	30-92	L
Florida A&M	90-65	W
UT-Chattanooga	58-60	L


New Orleans	62-51	W
Missouri**	47-61	L
Temple**	67-72	L
Furman**	60-56	W
North Carolina	59-67	L
Clemson	74-87	L
North Carolina State	71-76	L
Maryland	49-72	L
Virginia	58-91	L
Wake Forest	71-88	L
Georgia Tech	65-97	L
Duke	47-61	L
Georgia Tech (3OT)	90-85	W
Clemson	53-70	L
North Carolina	73-64	W
North Carolina State	64-78	L
Virginia	40-81	L
Maryland	63-75	L
Wake Forest	52-54	L
Florida	37-76	L
Georgia Tech+	64-51	W
Virginia+	50-83	L

*Dial Classic, Coral Gables, FL
 **UCF Holiday Classic, Orlando, FL
 +ACC Tournament, Rock Hill, SC

1996-97 (5-22)

South Florida*	68-59	W
Florida*	48-75	L
SW Missouri State	52-66	L
Florida A&M	91-59	W
North Carolina State	52-88	L
Florida	59-77	L
Florida Atlantic	79-63	W
Central Florida	78-53	W
Stetson	80-56	W
Mississippi	52-75	L
Duke	46-87	L
Wake Forest	68-79	L
North Carolina	63-88	L
Clemson	63-74	L
Maryland	58-65	L
Virginia	57-67	L
Georgia Tech	51-75	L
North Carolina State	36-75	L
Maryland	59-79	L
Duke	70-77	L
Duquesne	58-61	L
Georgia Tech	60-68	L
North Carolina	56-82	L
Virginia	44-73	L
Clemson	47-71	L
Wake Forest	59-63	L
Wake Forest**	59-70	L

*Dial Classic/Florida Four Challenge, Tampa, FL
 **ACC Tournament, Charlotte, NC



Aletha Penn

YEAR-BY-YEAR



COACHES WOMEN'S BASKETBALL

Year-By-Year Record

YEAR	COACH	OVERALL		
		W	L	PCT.
1973-74	Millie Usher	7	3	.700
1974-75	Millie Usher	15	17	.469
1975-76	Millie Usher	11	12	.478
1976-77	Diane Murphy	10	12	.455
1977-78	Diane Murphy	8	8	.500
1978-79	Diane Murphy	17	15	.531
1979-80	Janice Dykehouse	13	22	.371
1980-81	Janice Dykehouse	14	15	.483
1981-82	Janice Dykehouse	28	10	.737
1982-83	Janice Dykehouse	24	6	.800
1983-84	Janice Dykehouse	13	18	.419
1984-85	Janice Dykehouse-Allen	7	21	.250
1985-86	Janice Dykehouse-Allen	12	16	.429
1986-87	Marynell Meadors	9	19	.321
1987-88	Marynell Meadors	9	18	.333
1988-89	Marynell Meadors	16	11	.593
1989-90	Marynell Meadors	21	9	.700
1990-91	Marynell Meadors	25	7	.781
1991-92	Marynell Meadors	17	11	.607
1992-93	Marynell Meadors	13	14	.482
1993-94	Marynell Meadors	6	21	.222
1994-95	Marynell Meadors	8	22	.267
1995-96	Marynell Meadors	8	20	.286
1996-97	Chris Gobrecht	5	22	.185
1973-1997	24-Year Totals	316	349	.475

Narbut, Buz	1983-84
Owen, Heidi*	1981-83
Panek, Sue	1993-96
Polk, Jonelle	1994-96
Rivers, Cherry	1981-84
Schmidt, Mark	1992-96
Sheffield, Ed*	1990-91
Sowada, Karen	1996

*Denotes Graduate Assistants

Florida State Head Coaches

COACH	YEARS	WINS	LOSSES	PCT.
Chris Gobrecht	1997-97	5	22	.185
Marynell Meadors	1986-96	132	152	.465
Janice Dykehouse-Allen	1979-86	111	108	.507
Diane Murphy	1976-79	35	35	.500
Millie Usher	1973-76	33	32	.508
TOTALS	1973-97	316	349	.475

All-Time Assistant Coaches

The following is a listing of Lady Seminole assistant coaches from 1980 to present. Please contact the Florida State Sports Information Office if you have any information regarding FSU assistant coaches from the 1970's.

Allen, Wayne	1984-87
Brown, Julie*	1988-90
Browne, Anucha*	1985-86
Cooney, Margaret*	1980-81
Davies, Leslie	1997-Present
Gaw, Wrenetta*	1986-88
Gernatt, Theresa	1996-Present
Glover, Freda	1987-93
Hartmann, Terri*	1984-85
Johnson, Angie	1997-Present
Jordan, Kelly	1984-86
Kraemer, Karen*	1991-93
Lang, Erika	1996
Lent, Michele*	1983-84
Markey, Robyn	1986-92
McNelis, Dennis	1980-83



Coach Dykehouse-Allen


W o m e n ' s B a s k e t b a l l 1 9 9 7 - 9 8

PHOTO ROSTER



#5 · LATRICE McLIN

F/G · 6-0 · Sr.
Rossville, GA



#10 · VAL LINLEY

G · 5-5 · Jr.
Emerson, GA




#20 · ALETHA PENN

G · 5-5 · Sr.
Kansas City, MO



#21 · BROOKE WYCKOFF

F · 6-1 · Fr.
West Chester, OH




#23 · ARLESHIA DAVIDSON

F · 6-2 · Jr.
Marietta, GA



#24 · JEN ROBINSON

G · 5-8 · Jr.
Albany, GA




#25 · LAKO BROWN

G/F · 5-11 · Fr.
Eastman, GA




#30 · LATAVIA COLEMAN

F · 5-10 · So.
Macon, GA



#31 · LYSA MOOREFIELD

F/C · 6-1 · Sr.
Altamonte Springs, FL




#33 · VANESSA FUCHS

G/F · 5-10 · Fr.
Pompano Beach, FL




#42 · LESLIE WAUGH

F/C · 6-3 · Jr.
Shreveport, LA



#45 · WENDY HAMPTON



F · 5-11 · Sr.
Mt. Ulla, NC



#41 TAMARA GRACEY


F · 6-0 · Sr.
Guthrie, OK

THE UNIVERSITY



ACADEMICS & ATHLETICS

FLORIDA STATE



NOVEMBER

4	CLUB SHELEN, RUSSIA	7:00 pm
12	SPRONI, HUNGARY	7:00 pm
16	at FAMU (LCCC) (SUNtd)	4:30 pm
20-21	at Dial Soap/Florida Four Challenge (Gainesville)	
21	Miami vs. South Florida	4:30 pm
	FSU vs. Florida	7:00 pm
22	FSU vs. TBD	4:30 pm
	Florida vs. TBD	6:30 pm
26	OLE MISS	7:00 pm

DECEMBER

3	at North Carolina State	7:00 pm
5-6	TALLAHASSEE DEMOCRAT SEMINOLE CLASSIC	
	Florida International vs. Georgia	6:00 pm
	FSU vs. Charleston Southern	8:00 pm
6	Consolation Game	12:00 pm
	Championship Game	2:00 pm
13	at Louisiana Tech	7:00 pm
16	CLEMSON	7:00 pm
19	at Duquesne	7:05 pm
21	SOUTHWEST MISSOURI STATE (SUN)	1:00 pm

JANUARY

2	at Virginia	7:30 pm
4	at North Carolina	2:00 pm
8	WAKE FOREST (SUN)	7:00 pm
16	at Duke	7:00 pm
18	at Georgia Tech (RSN)	12:15 pm
21	FLORIDA	7:00 pm
23	MARYLAND	7:00 pm
25	NORTH CAROLINA STATE	2:00 pm
29	at Clemson	7:00 pm


FEBRUARY

1	VIRGINIA (SUNtd)	2:00 pm
4	NORTH CAROLINA	7:00 pm
8	at Wake Forest (RSN)	12:30 pm
15	DUKE (DH) (LCCC) (SUN)	1:00 pm
19	GEORGIA TECH (SUN)	7:00 pm
22	at Maryland	2:00 pm
26-Mar. 1	at ACC Tournament (Charlotte, NC)	TBA

MARCH

13-16	NCAA First and Second Rounds	TBA
21-23	NCAA Regionals	TBA
27-29	NCAA Final Four (Kansas City, MO)	TBA

ALL HOME GAMES ARE IN BOLD CAPS; All games are Eastern (LCCC) Leon County Civic Center games; (SUN) Sunshine Network televised games; (SUNtd) Sunshine Network tape delayed televised games; (RSN) Regional Sports Network



1997-98 SCHEDULE