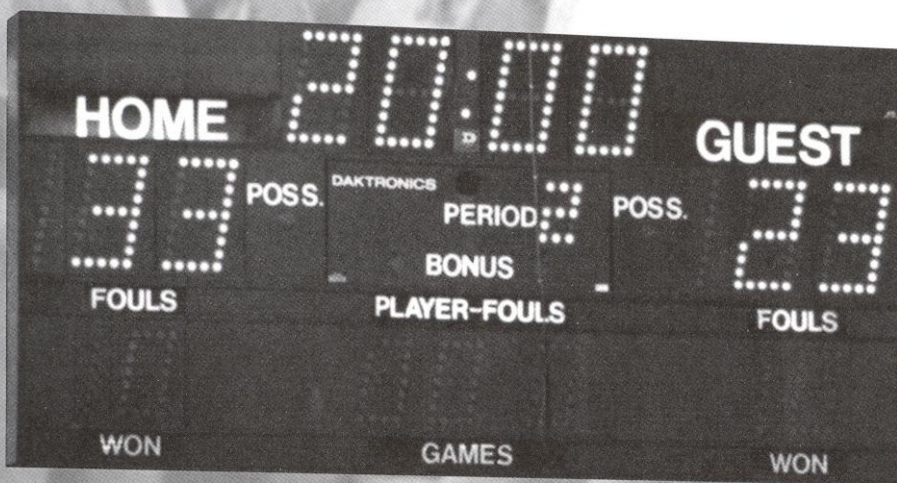
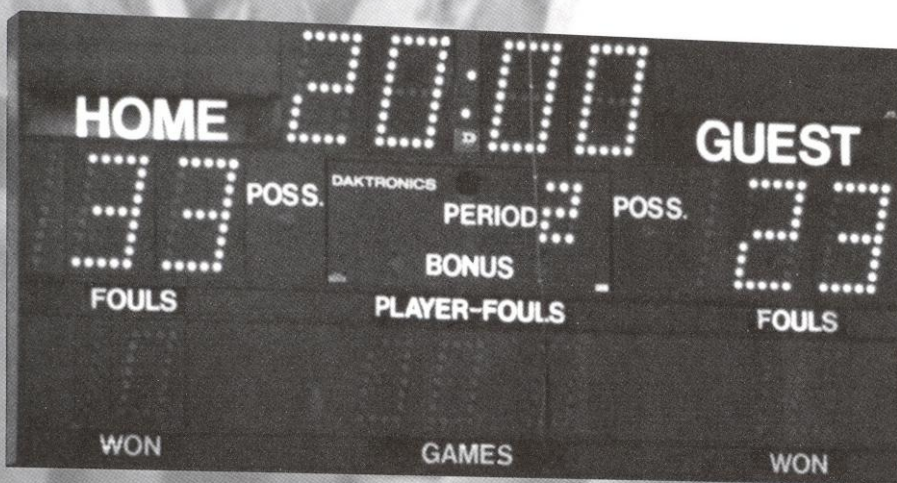


1998-99 Opponents

- **OPPONENT PROFILES**

- Tulsa
- Louisiana Tech
- Kent State
- Long Beach State
- Florida International
- Duke
- North Carolina
- South Florida
- Pepperdine
- Cal State Fullerton
- Western Carolina
- Georgia
- Georgia Tech
- North Carolina State
- Clemson
- Wake Forest
- Maryland
- Virginia
- Florida

- **ROAD HEADQUARTERS**



Opponent Profiles

Tulsa

November 14 • Tulsa, OK

QUICK FACTS

Location Tulsa, OK
 Founded 1894
 Nickname Golden Hurricane
 Enrollment 4,300
 Colors Old Gold, Royal Blue, Crimson
 Conference... Western Athletic Conference (Mountain Division)
 Arena/Capacity Expo Pavilion/5,780
 Press Row # 918/742-4838

BASKETBALL FACTS

Head Coach Marla Odom (Southwest Missouri State '84)
 Record at School/Years 14-39/2
 Career Record/Years 14-39/2
 Office Phone 918/631-2391
 Assistant Coaches Chuck Reib, Mendy Benson,
 Kimberly Wilson Jenkins

SPORTS INFORMATION

Office Phone 918/631-2395
 Fax Number 918/631-3913
 Basketball Contact Roger Dunaway
 Home Phone 918/628-7272
 Website www.utulsaathletics.com
 Faxback 770/563-1131
 Release Code # 2618
 Statistics Code # 2619

TEAM INFORMATION

1997-98 Record 9-18
 Conference Record/Finish 5-9/5th
 Starters Returning/Lost 3/5

Letterwinners Returning/Lost 5/5
 Top Returning Scorer G, Kasie Pittman, 13.0 ppg
 Top Returning Rebounder F, Lila Osceola, 5.3 rpg
 Top Newcomers ... G, Tammy Goyne; F/C, Shequinna Dinkens

Louisiana Tech

November 19 • Tallahassee, FL

QUICK FACTS

Location Ruston, LA
 Founded 1894
 Nickname Lady Techsters
 Enrollment 9,313
 Colors Red & Columbia Blue
 Conference Sun Belt
 Arena/Capacity Thomas Assembly Center/8,000
 Press Row # 318/257-3144

BASKETBALL FACTS

Head Coach Leon Barmore (Louisiana Tech '67)
 Record at School/Years 459-71/16
 Career Record/Years 459-71/16
 Office Phone 318/257-4111
 Assistant Coaches Kim Mulkey-Robertson,
 Kristy Sims Curry, Kelly Curry

SPORTS INFORMATION

Office Phone 318/257-3144
 Fax Number 318/257-3757
 Basketball Contact Brian Miller
 Home Phone 318/254-5367
 Website www.latech.edu
 Faxback 201/461-4071

Release Code # 7420
 Statistics Code # 7423

TEAM INFORMATION

1997-98 Record 31-4
 Conference Record/Finish 13-1/1st
 Starters Returning/Lost 4/1
 Letterwinners Returning/Lost 8/5
 Top Returning Scorer F, Amanda Wilson, 18.5 ppg
 Top Returning Rebounder F, Amanda Wilson, 8.8 rpg
 Top Newcomers C, Takeisha Lewis; F/C, Ayana Anderson

Kent State

(Possible Opponent)
November 22-23 • Tallahassee Democrat Seminole Classic • Tallahassee, FL

QUICK FACTS

Location Kent, OH
 Founded 1910
 Nickname Golden Flashes
 Enrollment 30,242
 Colors Navy Blue, Gold
 Conference Mid-American
 Arena/Capacity Memorial Athletic and Convocation Center/6,327
 Press Row # 330/672-2036

BASKETBALL FACTS

Head Coach Bob Lindsay (Massachusetts '76)
 Record at School/Years 164-97/9
 Career Record/Years 164-97/9
 Office Phone 330/672-3717
 Assistant Coaches Lori Bodnar, Brady Sallee

SPORTS INFORMATION

Office Phone 330/672-2110
 Fax Number 330/672-2112
 Basketball Contact Will Roleson
 Home Phone 330/677-9382
 Website www.kent.edu/athletics
 Faxback 800/300-2050
 Release Code # 2440
 Statistics Code # 2442

TEAM INFORMATION

1997-98 Record 23-7
 Conference Record/Finish 18-0/1st (East)

Starters Returning/Lost 2/3
 Letterwinners Returning/Lost 7/4
 Top Returning Scorer G, Dawn Zerman, 13.6 ppg
 Top Returning Rebounder F/G, Alana Bader, 3.8 rpg
 Top Newcomers G, Heather Baker; F, Amanda Wolke

Long Beach State

November 22 • Tallahassee Democrat Seminole Classic • Tallahassee, FL

QUICK FACTS

Location Long Beach, CA
 Founded 1949
 Nickname 49ers (The Beach)
 Enrollment 26,277
 Colors Black and Gold
 Conference Big West
 Arena/Capacity The Pyramid/5,000
 Press Row # 562/985-4667

BASKETBALL FACTS

Head Coach Dallas Boychuk (Stetson '86)
 Record at School/Years 33-49/3
 Career Record/Years 33-49/3
 Office Phone 562/985-7975
 Assistant Coaches Rosa Stokes, Tuonisia Turner, Brenda Pantoja

SPORTS INFORMATION

Office Phone 562/985-7797
 Fax Number 562/985-8197
 Basketball Contact Justin Kischefsky
 Home Phone NA
 Website www.49ers.csulb.edu
 Faxback 800/300-2050 (292)
 Release Code # 1330
 Statistics Code # 1332

TEAM INFORMATION

1997-98 Record 7-19
 Conference Record/Finish 4-11/5th
 Starters Returning/Lost 5/0
 Letterwinners Returning/Lost 9/4
 Top Returning Scorer F, Kesha Wade, 13.0 ppg
 Top Returning Rebounder F, Tomika Cantley, 9.2 rpg
 Top Newcomers F, Crystal Givens; F, Marina Sanchez

Florida International

(Possible opponent)

**November 22-23 • Tallahassee
Democrat Seminole Classic •
Tallahassee, FL**

QUICK FACTS

Location Miami, FL
 Founded 1972
 Nickname Golden Panthers
 Enrollment 30,094
 Colors Blue and Gold
 Conference Sun Belt
 Arena/Capacity Golden Panther Arena/5,000
 Press Row # 305/348-3702

BASKETBALL FACTS

Head Coach Cindy Russo (Old Dominion '75)
 Record at School/Years 400-134/19
 Career Record/Years 440-165/21
 Office Phone 305/348-3160
 Assistant Coaches Igne Nissen, TBA

SPORTS INFORMATION

Office Phone 305/348-3164
 Fax Number 305/348-2963
 Basketball Contact J. Darin Darst
 Home Phone 954/441-9847
 Website www.fiu.edu/~athletics
 Faxback 201/461-4071
 Release Code # 7320/7321
 Statistics Code # 7323

TEAM INFORMATION

1997-98 Record 29-2
 Conference Record/Finish 15-1/1st
 Starters Returning/Lost 2/3
 Letterwinners Returning/Lost 10/3
 Top Returning Scorer C, Gergana Branzova, 17.3 ppg
 Top Returning Rebounder C, Gergana Branzova, 7.3 rpg
 Top Newcomers F, Gergana Slavtcheva; F, Cheryl Moody

Duke

**December 2 • Durham, NC
January 25 • Tallahassee, FL**

QUICK FACTS

Location Durham, NC
 Founded 1838

Nickname Blue Devils
 Enrollment 6,272
 Colors Royal Blue and White
 Conference Atlantic Coast
 Arena/Capacity Cameron Indoor Stadium/9,314
 Press Row # 919/684-6186

BASKETBALL FACTS

Head Coach Gail Goestenkors (Saginaw Valley State '85)
 Record at School/Years 119-61/6
 Career Record/Years 119-61/6
 Office Phone 919/613-7548
 Assistant Coaches Gale Valley, Joanne Boyle,
 Shonta Tabourn

SPORTS INFORMATION

Office Phone 919/684-2633
 Fax Number 919/684-2489
 Basketball Contact Joanna Sparkman
 Home Phone 919/361-5495
 Website www.goduke.com
 Faxback 336/854-5859
 Release Code # 21250
 Statistics Code # 21252

TEAM INFORMATION

1997-98 Record 24-8
 Conference Record/Finish 13-3/1st
 Starters Returning/Lost 5/0
 Letterwinners Returning/Lost 13/1
 Top Returning Scorer G, Nicole Erickson, 12.8 ppg
 Top Returning Rebounder F, Peppi Browne, 6.2 rpg
 Top Newcomers G, Krista Gingrich; F, Janee Hayes

North Carolina

**December 5 • Tallahassee, FL
January 28 • Chapel Hill, NC**

QUICK FACTS

Location Chapel Hill, NC
 Founded 1789
 Nickname Tar Heels
 Enrollment 24,143
 Colors Carolina Blue, White
 Conference Atlantic Coast
 Arena/Capacity Carmichael Auditorium/10,000
 Press Row # TBA

BASKETBALL FACTS

Head Coach Sylvia Hatchell (Carson-Newman '74)
 Record at School/Years 241-125/12

Career Record/Years 513-205/23
 Office Phone 919/962-5187
 Assistant Coaches Andrew Calder, Shanon Spencer,
 Ann Hancock

SPORTS INFORMATION

Office Phone 919/962-0083/2123
 Fax Number 919/962-0612
 Basketball Contact Dana Gelin
 Home Phone 919/969-8915
 Website <http://tarheels.unc.edu>
 Faxback 336/854-5859
 Release Code # 61250
 Statistics Code # 61252

TEAM INFORMATION

1997-98 Record 27-7
 Conference Record/Finish 11-5/4th
 Starters Returning/Lost 3/2
 Letterwinners Returning/Lost 9/4
 Top Returning Scorer G/F, Chanel Wright, 13.9 ppg
 Top Returning Rebounder G, Juana Brown, 4.5 rpg
 Top Newcomers C, LaShondra Allen; F/C, Jackie Higgins

South Florida

December 14 • Tallahassee, FL

QUICK FACTS

Location Tampa, FL
 Founded 1956
 Nickname Bulls
 Enrollment 37,000
 Colors Green, Gold
 Conference Conference USA
 Arena/Capacity Sun Dome/10,411
 Press Row # 813/974-3287

BASKETBALL FACTS

Head Coach Jerry Ann Winters (Arkansas State '77)
 Record at School/Years 20-35/2
 Career Record/Years 228-170/14
 Office Phone 813/974-7472
 Assistant Coaches Ron Gathright, John Hughes, Staci Elias

SPORTS INFORMATION

Office Phone 813/974-4086
 Fax Number 813/974-5328
 Basketball Contact Fred Huff
 Home Phone 813-914-0784
 Website www.usf.edu
 Faxback 201/585-5404

Release Code # 2121
 Statistics Code # 2122

TEAM INFORMATION

1997-98 Record 11-17
 Conference Record/Finish 5-11/7th
 Starters Returning/Lost 4/1
 Letterwinners Returning/Lost 8/3
 Top Returning Scorer F, Sonya Swick, 16.1 ppg
 Top Returning Rebounder F, Stacey Brinkley, 6.0 rpg
 Top Newcomers G, Patrice Coleman; C, Shay Jackson

Pepperdine

December 17 • Malibu, CA

QUICK FACTS

Location Malibu, CA
 Founded 1937
 Nickname Waves
 Enrollment 7,800
 Colors Blue, Orange, White
 Conference West Coast Conference
 Arena/Capacity Firestone Fieldhouse/3,104
 Press Row # 310/456-5050

BASKETBALL FACTS

Head Coach Mark Trakh (Long Beach State '81)
 Record at School/Years 75-64/6
 Career Record/Years 75-64/6
 Office Phone 310/456-4768
 Assistant Coaches .. Jody Anton, Beatrice Godoy, Angie White

SPORTS INFORMATION

Office Phone 310/456-4333
 Fax Number 310/456-4333
 Basketball Contact Al Barba
 Home Phone 818/871-0291
 Website www.pepperdine.edu
 Faxback none

TEAM INFORMATION

1997-98 Record 21-10
 Conference Record/Finish 10-4/2nd
 Starters Returning/Lost 4/1
 Letterwinners Returning/Lost 9/3
 Top Returning Scorer G, Dana Sulenski;
 C, Jenny Frank, 12.1 ppg
 Top Returning Rebounder F, Nisha Thomas, 8.1 rpg
 Top Newcomers F, Anne Lembke; F, Nadja Morgan

Cal State Fullerton

December 19 • Fullerton, CA

QUICK FACTS

Location Fullerton, CA
 Founded 1957
 Nickname Titans
 Enrollment 24,000
 Colors Navy Blue, Orange, White
 Conference Big West
 Arena/Capacity Titan Gym/3,500
 Press Row # 714/278-3970

BASKETBALL FACTS

Head Coach Denise Curry (UCLA '82)
 Record at School/Years First Year
 Career Record/Years First Year
 Office Phone 714/278-3604
 Assistant Coaches Tamlyn Tills, Milica Vukadinovic,
 Trimeka Jackson

SPORTS INFORMATION

Office Phone 714/278-3970
 Fax Number 714/278-3141
 Basketball Contact Jody Roginson
 Home Phone 714/996-2519
 Website <http://sports.fullerton.edu>
 Faxback 800/300-2050 (292)
 Release Code # 1230
 Statistics Code # 1232

TEAM INFORMATION

1997-98 Record 10-17
 Conference Record/Finish 7-8/3rd
 Starters Returning/Lost 3/2
 Letterwinners Returning/Lost 8/3
 Top Returning Scorer G, Andrea Thieme, 13.4 ppg
 Top Returning Rebounder C, Erin Whiteside, 7.8 rpg
 Top Newcomers G, Missy Bynon; F, Ada Lake

Western Carolina

December 21 • Tallahassee, FL

QUICK FACTS

Location Cullowhee, NC
 Founded 1889
 Nickname Lady Catamounts
 Enrollment 6,700
 Colors Purple & Gold

Conference Southern Conference
 Arena/Capacity Ramsey Center/ 7,826
 Press Row # 828/227-7171

BASKETBALL FACTS

Head Coach Jill Dunn (Georgia Southern '94)
 Record at School/Years First Year
 Career Record/Years First Year
 Office Phone 828/227-7338
 Assistant Coaches Trevor Lampton, Ann Gardner

SPORTS INFORMATION

Office Phone 828/227-7171
 Fax Number 828/227-7688
 Basketball Contact Diana Koval
 Home Phone 828/586-3486
 Website www.wcu.edu/athletics/wbbhome.html
 Faxback 201/461-5726
 Release Code # 2921
 Statistics Code # 2920

TEAM INFORMATION

1997-98 Record 7-20
 Conference Record/Finish 4-12/7th
 Starters Returning/Lost 3/2
 Letterwinners Returning/Lost 7/5
 Top Returning Scorer G, April Fleck, 13.0 ppg
 Top Returning Rebounder F, Beth Currence, 4.9 rpg
 Top Newcomers C, Laura Echols; F, Kari Ezzell

Georgia

December 30 • Athens, GA

QUICK FACTS

Location Athens, GA
 Founded 1785
 Nickname Lady Bulldogs
 Enrollment 30,000
 Colors Red & Black
 Conference Southeastern
 Arena/Capacity Stegeman Coliseum/10,523
 Press Row # 706/542-8052

BASKETBALL FACTS

Head Coach Andy Landers (Tennessee Tech '74)
 Record at School/Years 459-141/19
 Career Record/Years 541-162/23
 Office Phone 706/542-1176
 Assistant Coaches Terri Williams, Michael Shafer, TBA

SPORTS INFORMATION

Office Phone 706/542-1621
 Fax Number 706/542-9339
 Basketball Contact Mike Mobley
 Home Phone 770-813-8373
 Website www.sports.uga.edu/
 Faxback 770/563-1131
 Release Code # 1624
 Statistics Code # 1626

TEAM INFORMATION

1997-98 Record 17-11
 Conference Record/Finish 8-6/5th
 Starters Returning/Lost 5/0
 Letterwinners Returning/Lost 6/6
 Top Returning Scorer G, Kelly Miller, 17.5 ppg
 Top Returning Rebounder F, Elena Vishniakova, 6.9rpg
 Top Newcomers G, Deana Nolan; G, Camile Murphy

Georgia Tech
January 2 • Atlanta, GA
January 31 • Tallahassee, FL

QUICK FACTS

Location Atlanta, GA
 Founded 1885
 Nickname Yellow Jackets
 Enrollment 13,000
 Colors Old Gold & White
 Conference Atlantic Coast
 Arena/Capacity Alexander Memorial Coliseum
 at McDonald's Center/10,000
 Press Row # 404/894-5458

BASKETBALL FACTS

Head Coach Agnus Berenato (Mount St. Mary's '80)
 Record at School/Years 144-141/10
 Career Record/Years 204-196/14
 Office Phone 404/894-5406
 Assistant Coaches Candy Cage, Monique Holland

SPORTS INFORMATION

Office Phone 404/894-5445
 Fax Number 404/894-1248
 Basketball Contact Chad Austin
 Home Phone 770/590-7683
 Website www.ramblinwreck.com
 Faxback 336/854-5859
 Release Code # 41250
 Statistics Code # 41252

TEAM INFORMATION

1997-98 Record 11-17
 Conference Record/Finish 3-13/8th
 Starters Returning/Lost 2/3
 Letterwinners Returning/Lost 7/5
 Top Returning Scorer F, Kenya Williams, 11.8 ppg
 Top Returning Rebounder F, Kenya Williams, 7.1 rpg
 Top Newcomers G/F, Lindsey Aves; G, Niesha Butler

North Carolina State

January 4 • Tallahassee, FL
February 4 • Raleigh, NC

QUICK FACTS

Location Raleigh, NC
 Founded 1887
 Nickname Wolfpack Women
 Enrollment 28,281
 Colors Red & White
 Conference Atlantic Coast
 Arena/Capacity Reynolds Coliseum/12,400
 Press Row # 919/515-3393

BASKETBALL FACTS

Head Coach Kay Yow (East Carolina '64)
 Record at School/Years 495-202/23
 Career Record/Years 552-221/27
 Office Phone 919/515-2880
 Assistant Coaches Stephanie Glance, Annette Watts, TBA

SPORTS INFORMATION

Office Phone 919/515-2102
 Fax Number 919/515-2898
 Basketball Contact Pam Monk
 Home Phone 919/789-9516
 Website www2.ncsu.edu/ncsu/athletics/
 Faxback 910/854-8787
 Release Code # 71250
 Statistics Code # 71252

TEAM INFORMATION

1997-98 Record 25-7
 Conference Record/Finish 12-4/T2nd
 Starters Returning/Lost 2/3
 Letterwinners Returning/Lost 6/6
 Top Returning Scorer G/F, Tynesha Lewis, 11.8 ppg
 Top Returning Rebounder G/F, Summer Erb, 4.3 rpg
 Top Newcomers G, Kim Smith; F, Keani Christianson

Clemson

January 7 • Clemson, SC
February 7 • Tallahassee, FL

QUICK FACTS

Location Clemson, SC
 Founded 1889
 Nickname Lady Tigers
 Enrollment 16,403
 Colors Orange & Purple
 Conference Atlantic Coast
 Arena/Capacity Littlejohn Coliseum/11,020
 Press Row # 864/654-3326

BASKETBALL FACTS

Head Coach Jim Davis (Tennessee-Wesleyan '70)
 Record at School/Years 233-110/11
 Career Record/Years 252-118/12
 Office Phone 864/656-2212
 Assistant Coaches Carey Green, Courtney Johnson,
 Yolanda Settles

SPORTS INFORMATION

Office Phone 864/656-1924
 Fax Number 864/656-0299
 Basketball Contact Sam Blackman
 Home Phone 864/639-4400
 Website www.clemsonigers.com
 Faxback 336/854-5859
 Release Code # 11250
 Statistics Code # 11252

TEAM INFORMATION

1997-98 Record 25-8
 Conference Record/Finish 12-4/2nd
 Starters Returning/Lost 3/2
 Letterwinners Returning/Lost 7/5
 Top Returning Scorer G, Amy Geren, 13.5 ppg
 Top Returning Rebounder F/C, Nikki Blassingame, 5.0 rpg
 Top Newcomers G, Angela Cossey; G, Amira Leonard

Wake Forest

January 14 • Tallahassee, FL
February 15 • Winson-Salem, NC

QUICK FACTS

Location Winston-Salem, NC
 Founded 1834
 Nickname Demon Deacons

Enrollment 3,761
 Colors Old Gold & Black
 Conference Atlantic Coast
 Arena/Capacity Joel Coliseum/14,407
 Press Row # 336/727-2945

BASKETBALL FACTS

Head Coach Charlene Curtis (Radford '76)
 Record at School/Years 4-23/1
 Career Record/Years 166-173/12
 Office Phone 336/758-5763
 Assistant Coaches Stacy Cox, Stephanie Lawrence Yelton,
 Beth Kane

SPORTS INFORMATION

Office Phone 336/758-5640
 Fax Number 336/758-5140
 Basketball Contact Jen Hoover
 Home Phone 336/724-4948
 Website www.wfu.edu/sports
 Faxback 336/854-5859
 Release Code # 91250
 Statistics Code # 91253

TEAM INFORMATION

1997-98 Record 4-23
 Conference Record/Finish 0-16/9th
 Starters Returning/Lost 4/1
 Letterwinners Returning/Lost 9/2
 Top Returning Scorer G, Heidi Coleman, 9.4 ppg
 Top Returning Rebounder F, Emon McMillian, 6.7 rpg
 Top Newcomers C, Elizabeth Biedrycki; G, Val Klopfer

Maryland

January 17 • College Park, MD
February 18 • Tallahassee, FL

QUICK FACTS

Location College Park, MD
 Founded 1807
 Nickname Terrapins
 Enrollment 33,006
 Colors Red, White, Black, Gold
 Conference Atlantic Coast
 Arena/Capacity Cole Field House/14,500
 Press Row # 301/314-8624

BASKETBALL FACTS

Head Coach Chris Weller (Maryland '66)
 Record at School/Years 447-221/24
 Career Record/Years 447-221/24

Office Phone 301/314-1747
 Assistant Coaches Christy Winters, Jeanette Armentano

SPORTS INFORMATION

Office Phone 301/314-7066
 Fax Number 301/314-9094
 Basketball Contact Kevin Messenger
 Home Phone 301/982-4675
 Website www.umterps.com
 Faxback 336/854-5859
 Release Code # 91250
 Statistics Code # 91252

TEAM INFORMATION

1997-98 Record 15-13
 Conference Record/Finish 7-9/6th
 Starters Returning/Lost 3/2
 Letterwinners Returning/Lost 5/5
 Top Returning Scorer G, Tiffany Brown, 7.3 ppg
 Top Returning Rebounder G/F, Kelley Gibson, 4.4 rpg
 Top Newcomers G, Marche Strickland; G, Ijeoma Agba

Virginia

January 22 • Tallahassee, FL
February 21 • Charlottesville, VA

QUICK FACTS

Location Charlottesville, VA
 Founded 1819
 Nickname Cavaliers
 Enrollment 18,417
 Colors Blue & Orange
 Conference Atlantic Coast
 Arena/Capacity University Hall/8,457
 Press Row # 804/296-5910

BASKETBALL FACTS

Head Coach Debbie Ryan (Ursinus '75)
 Record at School/Years 481-165/21
 Career Record/Years 481-165/21
 Office Phone 804/982-5800
 Assistant Coaches Shawn Campbell, Audra Smith,
 Jenny Kuziemski

SPORTS INFORMATION

Office Phone 804/982-5500
 Fax Number 804/982-5525
 Basketball Contact Cathy Tapogna
 Home Phone 804/296-0726
 Website www.virginiasports.com
 Faxback 336/854-5859

Release Code # 81250
 Statistics Code # 81252

TEAM INFORMATION

1997-98 Record 19-10
 Conference Record/Finish 9-5/5th
 Starters Returning/Lost 3/2
 Letterwinners Returning/Lost 10/2
 Top Returning Scorer G/F Monick Foote, 14.0 ppg
 Top Returning Rebounder F/C, Demya Walker, 8.4 rpg
 Top Newcomers G, Telisha Quarles; F, Svetlana Volnaya

Florida

February 11 • Gainesville, FL

QUICK FACTS

Location Gainesville, FL
 Founded 1853
 Nickname Lady Gators
 Enrollment 42,000
 Colors Orange & Blue
 Conference Southeastern
 Arena/Capacity Stephen C. O'Connell Center/12,000
 Press Row # 352/371-8214

BASKETBALL FACTS

Head Coach Carol Ross (Mississippi '82)
 Record at School/Years 165-77/8
 Career Record/Years 165-77/8
 Office Phone 352/375-4683 ext 5511
 Assistant Coaches Joi Williams, Beth Dunkenberger, TBA

SPORTS INFORMATION

Office Phone 352/375-4683 ext 6133
 Fax Number 352/375-4809
 Basketball Contact Kathy Cafazzo
 Home Phone 352/377-7868
 Website www.uaa.ufl.edu
 Faxback 770/561-1131
 Release Code # 1574
 Statistics Code # 1575

TEAM INFORMATION

1997-98 Record 23-9
 Conference Record/Finish 10-4/T2nd
 Starters Returning/Lost 2/3
 Letterwinners Returning/Lost 9/4
 Top Returning Scorer G/F Tiffany Travis, 14.3 ppg
 Top Returning Rebounder G/F, Tiffany Travis, 5.9 rpg
 Top Newcomers G, Monique Cardenas; G, Brandi McCain

Road Headquarters

TULSA

November 13-15

Doubletree Hotel – Downtown
616 W. 7th St. • Tulsa, OK 74127
(918) 587-8000 • fax (918) 587-1642

DUKE

December 1-2

Washington Duke Inn
3001 Cameron Blvd. • Durham, NC 27706
(919) 490-0999 • fax (919) 493-0015

PEPPERDINE

December 15-17

Warner Center Marriott
21850 Oxnard St. • Woodland Hills, CA 91367
(818) 887-4800 • fax (818) 347-0907

CAL STATE FULLERTON

December 17-19

Marriott
2701 East Nutwood Ave. • Fullerton, CA 92831
(714) 738-7800 • fax (714) 738-4702

GEORGIA

December 29-30

Courtyard Marriott
166 Finley St. • Athens, GA 30601
(706) 369-7000 • fax (706) 548-4224

GEORGIA TECH

December 30 - January 2

Sheraton Colony Square
188 14th St. NE • Atlanta, GA 30361
(404) 892-6000 • fax (404) 876-3276

CLEMSON

January 6-7

Hampton Inn
851 Tiger Blvd. • Clemson, SC 29631
(864) 653-7744 • fax (864) 653-8437

MARYLAND

January 16-17

Greenbelt Marriott
6400 Ivy Lane • Greenbelt, MD 20770
(301) 441-3700 • fax (301) 474-9128

NORTH CAROLINA

January 27-28

Homewood Suites
3600 Mt. Moriah Rd. • Durham, NC 27707
(919) 784-8026 • fax (919) 784-8051

NORTH CAROLINA STATE

February 3-4

Marriott Crabtree
4500 Marriott Dr. • Raleigh, NC 27612
(919) 781-7000 • fax (919) 571-7445

FLORIDA

February 10-11

University Centre Hotel
1535 SW Archer Rd. • Gainesville, FL 32608
(352) 371-3333 • fax (352) 371-3712

WAKE FOREST

February 14-15

Adam's Mark
425 N. Cherry St. • Winston-Salem, NC 27101
(910) 725-3500 • fax (910) 721-2240

VIRGINIA

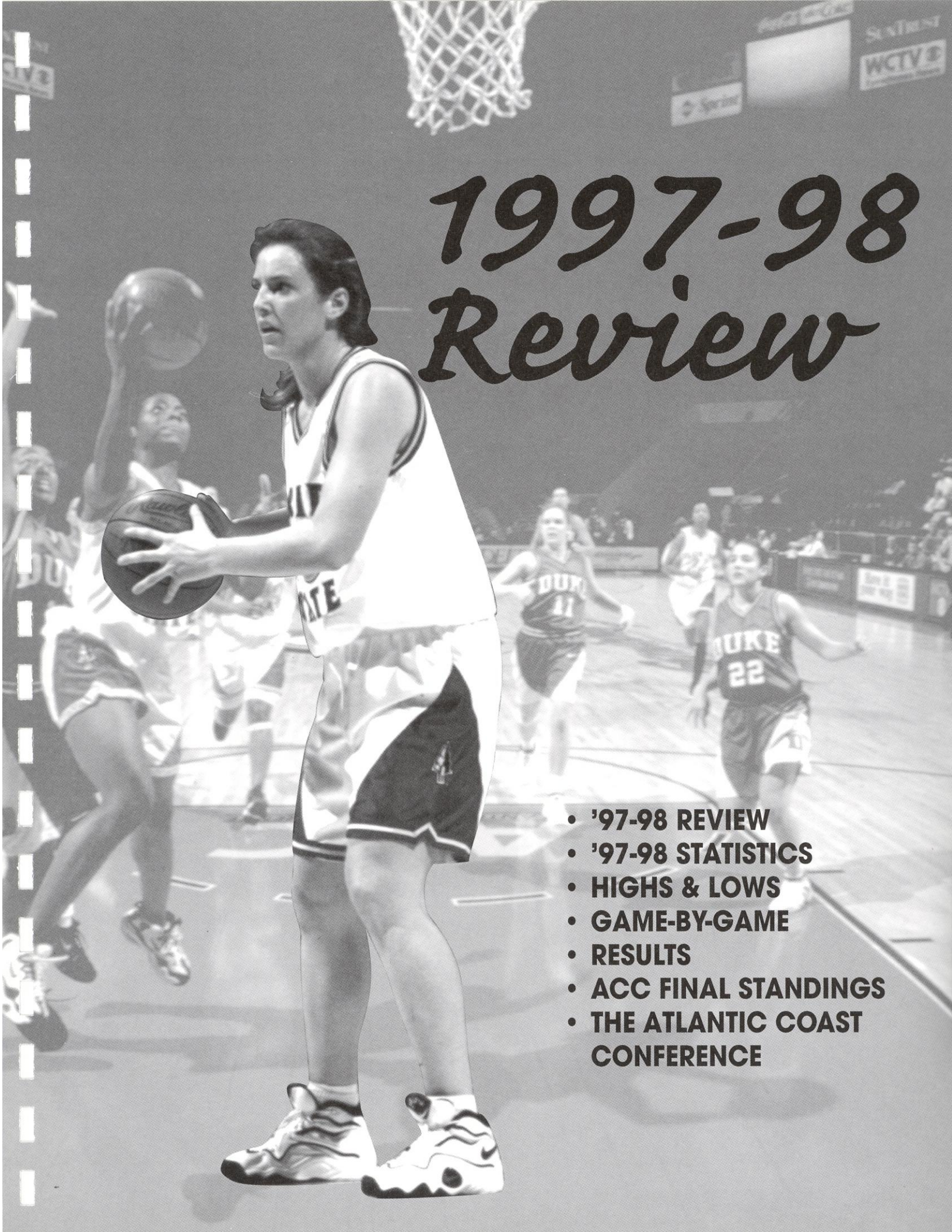
February 20-21

Omni Charlottesville
235 W. Main St. • Charlottesville, VA 22902
(804) 971-5500 • fax (804) 979-4456

ACC TOURNAMENT

February 25-March 1

Hyatt – Southpark
5501 Carnegie Blvd. • Charlotte, NC 28209
(704) 554-1234 • fax (704) 554-8319




1997-98 Review

- '97-98 REVIEW
- '97-98 STATISTICS
- HIGHS & LOWS
- GAME-BY-GAME
- RESULTS
- ACC FINAL STANDINGS
- THE ATLANTIC COAST CONFERENCE

1997-98 In Review

Tough Schedule

- According to the Women's RPI Report, Florida State's 1997-98 schedule was ranked the eighth toughest in the nation.
- Sixteen of FSU's 18 losses came against teams who at one time or another were ranked in the Top 25. Six of those losses were by just 10 points or less.
- FSU played 16 games against nine NCAA Tournament teams. Six of those nine teams were Top 4 seeds.
- Two of FSU's opponents, Louisiana



Lysa Moorefield

Tech and NC State, who FSU played to eight and 10 points, respectively, advanced to the Final Four with the Lady Techsters advancing to the championship game.

Coleman, Wyckoff Among League's Best

Latavia Coleman earned All-ACC second team honors while rookie Brooke Wyckoff earned ACC All-Freshman team honors. It was the second straight year that Coleman earned league honors. She too was named to the ACC All-Freshman team as a rookie.

No Play In

With its seventh place finish, FSU did not participate in the play-in game for the first time since the 1992-93 season tournament.

Improved Record

Florida State finished the season with nine victories on the season which is the program's most wins since the 1992-93 season when the Tribe went 13-14. The 5-11 ACC record is also FSU's best since 1992-93.

30-Point Club

Lysa Moorefield's career-high 30 points at Georgia Tech made her the first FSU player since 1994 to score 30 or more points. She scored a game-high 19 in the second win over Tech.

Biggest Win In ACC Play

The Tribe's 35-point win over Georgia Tech was FSU's largest margin of victory over a league school.

Sweep 'Em Up

FSU's win over Georgia Tech was its first sweep over the Yellow Jackets. FSU beat Ga. Tech twice in 1995-96 with one win in regular-season play and a win in the play-in game of the ACC Tournament.

Notable Accomplishments

FSU's win over Wake Forest on Feb. 8 gave Florida State four ACC wins, marking the program's most wins in league play since the 1992-93 season when the Tribe went 6-10. FSU's best record in ACC play was in 1991-92, its first season in the league, when the Seminoles went 8-8... the victory over Wake Forest also gave the Seminoles their first-ever sweep over the Demon Deacons and their first sweep of a conference opponent since FSU swept Duke in the 1992-93 season.

How Big Was The First Wake Win?

The Wake Forest victory was significant in a variety of ways. The win...

- was Florida State's first ACC win since a 64-51 win over Georgia Tech

on February 29, 1996 in the ACC Tournament...

- ▶ snapped a 22 ACC-game losing streak...
- ▶ was the squad's first regular-season win over a league opponent since a 73-64 victory over North Carolina on February 9, 1996 in Tallahassee...
- ▶ snapped a seven-game losing streak...
- ▶ gave FSU its fifth win of the season, tying last year's win total...
- ▶ was FSU's first win over Wake Forest since the 1994-95 season.

She's Big Time and Now All-Time

As if the single season for blocks wasn't big enough...Brooke Wyckoff went for the career mark. She became FSU's all-time leader in blocks for a single season during the first half of the NC State game on Jan. 25th. And with 80 on the year, she's now FSU's all-time leader. The previous record was 70, which was broken earlier in the season by Lysa Moorefeld, who finished with 72 career blocks.

All-Tournament Team

- ▶ Lysa Moorefeld and Latavia Coleman earned *Tallahassee Democrat* Seminole Classic All Tournament team honors for their performances in the Classic. Moorefeld scored a season-high 21 points and grabbed eight rebounds in the Charleston Southern game and followed that with a 14-point performance vs. Florida International. Coleman had 10 points and eight boards vs. CSU and exploded for 24 points and 12 rebounds in the championship game vs. FIU.
- ▶ For the second straight season, Latavia Coleman earned all-tournament team honors at the Dial Soap/Florida Four Challenge. Coleman scored a career-high 26 points in the consolation game vs. South Florida

SEMINOLE HIGHLIGHTS

Double-Doubles

Coleman	22 pts, 10 rbs (11/16); 22 pts, 11 rbs (11/26); 18 pts, 10 rbs (12/3); 24 pts, 12 rbs (12/6); 19 pts, 13 rbs (1/2); 24 pts, 13 rbs (1/21)
Davidson	10 pts, 10 rbs (1/23)
Wyckoff	17 pts, 15 rbs (11/16); 17 pts, 10 rbs (12/21); 17 pts, 12 rbs (2/8); 17 pts, 12 rbs (2/22)

Career Highs

Coleman	26 pts vs. USF, 11/21
Hampton	9 rbs vs. UF, 11/20
Davidson	10 rbs vs. UMD 1/23
Robinson	10 asts vs. UVA, 1/8
Coleman	13 rbs vs. UVA, 1/8
Moorefield	30 pts vs. Gtech, 1/18

Honors

Wyckoff	ACC All-Freshman Team; ACC Rookie of the Week, 11/23
Coleman	All ACC Second Team; Dial Classic All-Tourney Team; Seminole Classic All-Tourney Team
Moorefield	Seminole Classic All-Tourney team.

and averaged 20.0 points per game through the tournament. She also averaged 4.5 rebounds. In last year's tourney, she averaged 13.0 points and 5.0 rebounds through the two games, including a then-career high 16 points vs. Florida.

Helping Hands In The Community

The Seminoles believe in "giving back" and that's why community service is a priority for the women's basketball program. Each member of the Florida State team performs three hours each month of community service during the season and six hours when not in season. The FSU coaching staff presented the Service Excellence Award to Leslie Waugh who completed the most community service hours throughout the year. The FSU coaching staff considers the award as prestigious as the Most Valuable Player Award.

Seminoles Are Strong In The Classroom

The Florida State women's basketball program has always prided itself for its strong academic standards. The 1997-98 Seminoles continued this tradition — at an even higher level! Here's a look at some of the Tribe's academic superlatives...

Team GPA for Fall, 1997: 2.952

(improved from 2.531 GPA of Spring, 1997)

Current Team Cumulative GPA: 2.815

(improved from 2.613 GPA of Spring, 1997)

Dean's List & 3.0 Club Members

Arleshia Davidson	3.533
Vanessa Fuchs	3.906
Wendy Hampton	3.750
Leslie Waugh	3.942
Brooke Wyckoff	3.800
Additional 3.0 Club Members	
Latrice McLin	3.029
Jen Robinson	3.300

1997-98 Statistics

Individual Statistics — All Games

RECORD: 9-18 • HOME: 5-8 • AWAY: 3-9 • NEUTRAL: 1-1

#	PLAYER	G-GS	MIN-AVG	FG-FGA	PCT	3P-3PA	PCT	FT-FTA	PCT	OFF-DEF	TOT-AVG	PF-FD	AT	TO	BL	ST	PTS-AVG
30	Coleman, L	25-25	813-32.5	164-356	.461	3- 18	.167	112-163	.687	72-122	194-7.8	64-0	47	72	4	42	443-17.7
31	Moorefield, L	27-27	715-26.5	116-282	.411	4- 17	.235	56- 81	.691	53- 75	128-4.7	71-2	29	80	14	12	292-10.8
21	Wyckoff, B	27-27	784-29.0	96-204	.471	6- 25	.240	70-113	.619	70-146	216-8.0	71-2	53	99	80	52	268- 9.9
23	Davidson, A	27- 1	515-19.1	86-189	.455	1- 3	.333	37- 69	.536	38- 57	95-3.5	81-2	18	63	18	32	210- 7.8
45	Hampton, W	27-27	726-26.9	69-177	.390	40-118	.339	23- 34	.676	41- 56	97-3.6	54-1	22	63	5	46	201- 7.4
24	Robinson, J	26-25	670-25.8	57-183	.311	23- 83	.277	21- 45	.467	11- 51	62-2.4	49-2	96	126	1	16	158- 6.1
20	Penn, A	27- 0	395-14.6	33-101	.327	14- 56	.250	12- 18	.667	11- 22	33-1.2	49-1	14	43	0	13	92- 3.4
5	McLin, L	25- 1	351-14.0	22- 69	.319	0- 2	.000	15- 30	.500	30- 40	70-2.8	24-0	12	25	7	7	59- 2.4
10	Linley, V	26- 2	388-14.9	8- 36	.222	0- 4	.000	35- 48	.729	3- 31	34-1.3	35-1	57	62	0	38	51- 2.0
25	Brown, L	12- 0	45- 3.8	4- 14	.286	0- 1	.000	3- 5	.600	3- 3	6- .5	10-0	1	6	0	0	11- .9
33	Fuchs, V	6- 0	23- 3.8	1- 5	.200	0- 1	.000	0- 0	.000	0- 0	0- 0	1-0	1	0	0	0	2- .3
TEAM												100		25			
FLORIDA STATE		27	5425	656-1616	.406	91-328	.277	384-606	.634	332-603	1035-38.3	509	350	664	129	258	1787-66.2
OPPONENTS		27	5425	728-1683	.433	111-317	.350	388-585	.663	399-694	1093-40.5	530	392	614	73	315	1955-72.4

Score By Halves

	1	2	OT	TOTAL	DEADBALL	REBOUNDS
Florida State	811	969	7	1787		101
Opponents	891	1050	14	1955		105

Per-Game Averages

#	PLAYER	G	FG	FGA	3P	3PA	FT	FTA	AT	TO	BS	ST
30	Coleman, L	25	6.6	14.2	0.1	0.7	4.5	6.5	1.9	2.9	0.2	1.7
31	Moorefield, L	27	4.3	10.4	0.1	0.6	2.1	3.0	1.1	3.0	0.5	0.4
21	Wyckoff, B	27	3.6	7.6	0.2	0.9	2.6	4.2	2.0	3.7	3.0	1.9
23	Davidson, A	27	3.2	7.0	0.0	0.1	1.4	2.6	0.7	2.3	0.7	1.2
45	Hampton, W	27	2.6	6.6	1.5	4.4	0.9	1.3	0.8	2.3	0.2	1.7
24	Robinson, J	26	2.2	7.0	.09	3.2	0.8	1.7	3.7	4.8	0.0	0.6
20	Penn, A	27	1.2	3.7	0.5	2.1	0.4	0.7	0.5	1.6	0.0	0.5
5	McLin, L	25	0.9	2.8	0.0	0.1	0.6	1.2	0.5	1.0	0.3	0.3
10	Linley, V	26	0.3	1.4	0.0	0.2	1.3	1.8	2.2	2.4	0.0	1.5
25	Brown, L	12	0.3	1.2	0.0	0.1	0.3	0.4	0.1	0.5	0.0	0.0
33	Fuchs, V	6	0.2	0.8	0.0	0.2	0.0	0.0	0.2	0.0	0.0	0.0
FLORIDA STATE		27	24.3	59.9	3.4	12.1	14.2	22.4	13.0	24.6	4.8	9.6
OPPONENTS		27	27.0	62.3	4.1	11.7	14.4	21.7	14.5	22.7	2.7	11.7

Highs & Lows

CATEGORY		FLORIDA STATE	OPPONENT
Points 1st Half	High	46 vs Georgia Tech	51 by Duquesne
	Low	15 vs Dugesne	18 by South Florida
Points 2nd Half	High	46 vs CLEMSON	56 by Duke
	Low	23 vs MARYLAND	22 by Georgia Tech
Total Points	High	88 vs Georgia Tech	103 by North Carolina
	Low	49 vs Maryland	50 by MARYLAND
Field Goals Made	High	34 vs Georgia Tech	39 by North Carolina
	Low	15 vs SW MISSOURI STATE	17 by SW MISSOURI STATE
Field Goals Att	High	76 vs CHARLESTON SOUTHERN	76 by North Carolina
	Low	47 vs Clemson	49 by Florida
Field Goal %	High	.600 vs CLEMSON	.554 by CLEMSON
	Low	.288 vs SW MISSOURI STATE	.268 by CHARLESTON SOUTHERN
3-Pt Field Goals Made	High	8 vs Clemson	11 by Duquesne
	Low	0 vs SW MISSOURI STATE	0 by Florida
3-Pt Field Goals Att	High	26 vs Clemson	24 by Duke
	Low	5 vs South Florida	2 by South Florida
3-Pt Field Goal %	High	.667 vs CLEMSON	.636 by CLEMSON
	Low	.000 vs SW MISSOURI STATE	.000 by Florida
Free Throws Made	High	27 vs SW MISSOURI STATE	30 by DUKE
	Low	6 vs FLORIDA	6 by NC STATE
Free Throws Att	High	39 vs SW MISSOURI STATE	40 by DUKE
	Low	12 vs Duke	9 by NC STATE
Free Throw %	High	.833 vs Duke	.857 by Louisiana Tech
	Low	.333 vs MARYLAND	.438 by FLORIDA
Offensive Rebounds	High	20 vs FLORIDA INTERNATIONAL	26 by Florida A&M
	Low	5 vs CLEMSON	6 by CLEMSON
Defensive Rebounds	High	36 vs MISSISSIPPI	33 by MISSISSIPPI
	Low	18 vs CLEMSON	16 by Florida A&M
Total Rebounds	High	51 vs Florida A&M	55 by CHARLESTON SOUTHERN
	Low	23 vs CLEMSON	23 by CLEMSON
Assists	High	25 vs CLEMSON	25 by Duquesne
	Low	5 vs SW MISSOURI STATE	7 by Florida A&M
Blocked Shots	High	9 vs MISSISSIPPI	9 by Virginia
	Low	1 vs Florida	0 by Louisiana Tech
Steals	High	19 vs GEORGIA TECH	20 by Clemson
	Low	2 vs NORTH CAROLINA	4 by MISSISSIPPI
Turnovers	High	37 vs Maryland	30 by South Florida
	Low	12 vs Georgia Tech	11 by Duke

Game-By-Game Summary

DATE	OPPONENT	RESULT	SCORE	SITE	ATT	HIGH SCORER	HIGH REBOUNDER	HIGH ASSISTS
11/16	Florida A&M	Won	79- 70	Away	615	Coleman, L 22	Wyckoff, B 15	Robinson, J 4
11/20	Florida*	Lost	64- 73	Away	2102	Robinson, J 14	Hampton, W 9	Wyckoff, B 3
11/21	South Florida*	Won	71- 59	Neutral	312	Coleman, L 26	Wyckoff, B 9	Robinson, J 6
11/26	MISSISSIPPI	Won	64- 54	Home	210	Coleman, L 22	Wyckoff, B 12	Robinson, J 6
12/03	NC State	Lost	60- 72	Away	1015	Coleman, L 18	Wyckoff, B 10	Davidson, A 2
12/05	CHARLESTON S**	Won	72- 51	Home	743	Moorefield, L.. 21	Wyckoff, B 12	Linley, V 6
12/06	FL INTERNATIONAL**	Lost	63- 66	Home	512	Coleman, L 24	Coleman, L 12	Hampton, W 4
12/13	Louisiana Tech	Lost	60- 86	Away	2000	Moorefield, L.. 13	Coleman, L 8	Wyckoff, B 3
12/16	CLEMSON	Lost	84- 87	Home	328	Coleman, L 23	Wyckoff, B 4	Robinson, J 8
12/19	Duquesne	Lost	61- 92	Away	580	Coleman, L 21	Coleman, L 9	Coleman, L 4
12/21	SW MISSOURI STATE	Lost	57- 68	Home	357	Wyckoff, B 17	Wyckoff, B 10	Moorefield, L 2
01/02	Virginia	Lost	62- 75	Away	3269	Coleman, L 19	Coleman, L 13	Robinson, J 10
01/04	North Carolina	Lost	77-103	Away	1874	Coleman, L 14	Coleman, L 9	Linley, V 4
01/08	WAKE FOREST	Won	64- 63	Home	431	Coleman, L 22	Coleman, L 8	Robinson, J 6
01/16	Duke	Lost	76- 96	Away	2277	Coleman, L 21	Wyckoff, B 7	Robinson, J 2
01/18	Georgia Tech	Won	88- 53	Away	3002	Moorefield, L.. 30	Coleman, L 9	Coleman, L 7
01/21	FLORIDA	Lost	57- 69	Home	1093	Coleman, L 24	Coleman, L 13	Robinson, J 2
01/23	MARYLAND	Won	53- 50	Home	440	Davidson, A 10	Davidson, A 10	Coleman, L 4
01/25	NC STATE	Lost	62- 72	Home	385	Coleman, L 19	Wyckoff, B 8	Linley, V 4
01/29	Clemson	Lost	55- 85	Away	3113	Coleman, L 22	Coleman, L 7	Coleman, L 2
02/01	VIRGINIA	Lost 0/T	76- 83	Home	347	Coleman, L 16	Wyckoff, B 14	Robinson, J 8
02/04	NORTH CAROLINA	Lost	58- 75	Home	518	Coleman, L 21	Wyckoff, B 14	Robinson, J 3
02/08	Wake Forest	Won	63- 56	Away	1750	Wyckoff, B 17	Wyckoff, B 12	Robinson, J 5
02/15	DUKE	Lost	67- 79	Home	937	Coleman, L 21	Wyckoff, B 10	Lineley, V 5
02/19	Georgia Tech	Won	77- 56	Home	719	Moorefield, L.. 19	Coleman, L 8	Robinson, J 7
02/22	Maryland	Lost	49- 77	Away	3330	Wyckoff, B 17	Wyckoff, B 12	Linley, V 4
0/27	Clemson***	Lost	68- 85	Neutral	3857	Wyckoff, B 13	Moorefield, L 8	Robinson, J 4

*Dial Classic, Gainesville, FL; **Tallahassee Democrat Seminole Classic, Tallahassee, FL; ***Atlantic Coast Conference Tournament, Charlotte, NC

GAME-BY-GAME STATISTICS

DATE	OPPONENT	S	ATTND	FG- FGA	PCT	3P-3PA	PCT	FT-FTA	PCT	OFF-DEF	TOT	PF	AT	TO	BS	ST	PTS
11/16/97		A	615	28- 62	.452	3- 12	.250	20- 27	.741	19- 32	51	21	9	22	6	12	79
	Florida A&M			27- 73	.370	2- 6	.333	14- 25	.560	26- 16	42	17	7	23	3	14	70
11/20/97		A	2,102	24- 58	.414	6- 15	.400	10- 18	.556	11- 19	30	29	10	21	1	8	64
	Florida*			25- 49	.510	0- 7	.000	23- 39	.590	12- 29	41	21	12	19	2	9	73
11/21/97		N	312	25- 53	.472	2- 5	.400	19- 24	.792	6- 26	32	21	11	23	1	12	71
	South Florida*			21- 51	.412	1- 2	.500	16- 25	.640	8- 27	35	23	10	30	2	14	59
11/26/97		H	210	24- 61	.393	1- 6	.167	15- 29	.517	13- 36	49	14	12	17	9	9	64
	MISSISSIPPI			21- 69	.304	4- 14	.286	8- 11	.727	13- 33	46	25	10	17	1	4	54
12/03/97		A	1,015	21- 58	.362	2- 8	.250	16- 27	.593	16- 24	40	15	8	27	3	11	60
	NC State			29- 62	.468	4- 9	.444	10- 17	.588	13- 28	41	23	9	25	4	13	72
12/05/97		H	743	28- 76	.368	2- 12	.167	14- 20	.700	17- 32	49	16	14	17	6	12	72
	CHARLESTON S**			19- 71	.268	5- 19	.263	8- 14	.571	22- 33	55	17	8	25	2	9	51
12/06/97		H	512	23- 60	.383	1- 7	.143	16- 22	.727	20- 19	39	12	15	25	6	13	63
	FLORIDA INT'L**			28- 54	.519	2- 7	.286	8- 12	.667	9- 20	29	15	21	26	3	14	66
12/13/97		A	2,000	23- 55	.418	4- 15	.267	10- 19	.526	11- 23	34	23	8	29	1	6	60
	Louisiana Tech			33- 63	.524	2- 6	.333	18- 21	.857	9- 27	36	17	15	15	0	18	86
12/16/97		H	328	33- 55	.600	6- 9	.667	12- 15	.800	5- 18	23	22	25	22	5	8	84
	CLEMSON			31- 56	.554	7- 11	.636	18- 24	.750	6- 17	23	17	18	18	2	6	87
12/19/97		A	580	21- 51	.412	1- 11	.091	18- 31	.581	14- 21	35	18	16	32	2	6	61
	Duquesne			36- 66	.545	11- 18	.611	9- 14	.643	12- 25	37	22	25	22	2	17	92
12/21/97		H	357	15- 52	.288	0- 10	.000	27- 39	.692	13- 27	40	31	5	29	8	10	57
	SW MISSOURI STATE			17- 54	.315	5- 13	.385	29- 38	.763	17- 30	47	30	7	28	0	11	68
01/02/98		A	3,269	23- 58	.397	4- 12	.333	12- 25	.480	16- 25	41	21	16	32	6	10	62
	Virginia			25- 59	.424	4- 15	.267	21- 28	.750	13- 26	39	24	14	25	9	15	75
01/04/98		A	1,874	27- 59	.458	6- 11	.545	17- 29	.586	16- 18	34	20	21	29	4	9	77
	North Carolina			39- 76	.513	8- 14	.571	17- 23	.739	18- 26	44	25	23	15	1	12	103
01/08/98		H	431	24- 59	.407	2- 11	.182	14- 27	.519	19- 24	43	15	12	19	8	9	64
	WAKE FOREST			25- 55	.455	5- 8	.625	8- 14	.571	10- 24	34	21	10	20	3	13	63
01/16/98		A	2,277	30- 55	.545	6- 14	.429	10- 12	.833	7- 19	26	17	8	19	4	6	76
	Duke			35- 71	.493	11- 24	.458	15- 18	.833	17- 18	35	14	25	11	1	8	96
01/18/98		A	3,002	34- 73	.466	4- 8	.500	16- 26	.615	19- 22	41	13	19	12	4	18	88
	Georgia Tech			22- 57	.386	1- 8	.125	8- 13	.615	16- 27	43	20	14	30	2	7	53
01/21/98		H	1,093	25- 72	.347	1- 16	.063	6- 16	.375	20- 26	46	16	8	24	5	7	57
	FLORIDA			29- 71	.408	4- 14	.286	7- 16	.438	19- 32	51	16	19	22	4	11	69
01/23/98		H	440	21- 52	.404	5- 13	.385	6- 18	.333	14- 24	38	15	12	24	6	12	53
	MARYLAND			20- 53	.377	3- 9	.333	7- 14	.500	14- 21	35	15	15	27	3	11	50
01/25/98		H	385	25- 60	.417	3- 15	.200	9- 13	.692	12- 18	30	11	13	20	6	9	62
	NC STATE			33- 63	.524	0- 5	.000	6- 9	.667	14- 24	38	12	20	18	1	9	72
01/29/98		A	3,113	17- 47	.362	5- 12	.417	16- 22	.727	9- 22	31	19	9	29	5	8	55
	Clemson			32- 67	.478	5- 11	.455	16- 27	.593	19- 23	42	17	19	20	4	20	85
02/01/98		H	347	23- 57	.404	5- 14	.357	25- 34	.735	10- 34	44	22	19	30	6	8	76
	VIRGINIA			24- 69	.348	8- 24	.333	27- 38	.711	16- 28	44	25	12	19	6	15	83
02/04/98		H	518	19- 57	.333	3- 11	.273	17- 21	.810	16- 30	46	16	9	25	5	2	58
	NORTH CAROLINA			32- 75	.427	3- 16	.188	8- 17	.471	18- 24	42	20	14	12	4	14	75
02/08/98		A	1,750	25- 62	.403	4- 16	.250	9- 12	.750	14- 24	38	18	11	20	7	8	63
	Wake Forest			20- 63	.317	5- 16	.313	11- 18	.611	21- 24	45	15	12	24	1	5	56
02/15/98		H	937	25- 72	.347	4- 17	.235	13- 20	.650	17- 22	39	27	14	16	1	9	67
	DUKE			22- 49	.449	5- 12	.417	30- 40	.750	8- 31	39	21	11	23	4	10	79
02/19/98		H	719	29- 69	.420	1- 13	.077	18- 29	.621	17- 27	44	19	20	20	3	19	77
	GEORGIA TECH			19- 63	.302	5- 21	.238	13- 22	.591	22- 28	50	23	8	30	5	7	56
02/22/98		A	3,330	19- 48	.396	2- 9	.222	9- 16	.563	11- 21	32	15	13	37	7	12	49
	Maryland			32- 64	.500	1- 4	.250	12- 16	.750	13- 20	33	16	19	23	0	19	77
02/27/98		N	3,857	25- 75	.333	8- 26	.308	10- 15	.667	20- 20	40	26	13	19	4	5	68
	Clemson***			32- 60	.533	0- 4	.000	21- 32	.656	14- 33	47	19	15	20	4	10	85
	FLORIDA STATE		36,116	656-1616	.406	91-328	.277	384-606	.634	382-653	1035	512	350	639	129	258	1787
	Opponents			728-1683	.433	111-317	.350	388-585	.663	399-694	1093	530	392	587	73	315	1955

*Dial Classic, Gainesville, FL; **Tallahassee Democrat Seminole Classic, Tallahassee, FL; ***Atlantic Coast Conference Tournament, Charlotte, NC

1997-98 ACC Statistics

ACC Conference Games

RECORD: 5-11 • HOME: 3-5 • AWAY: 2-6 • NEUTRAL: 0-0

#	PLAYER	G-GS	MIN-AVG	FG-FGA	PCT	3P-3PA	PCT	FT-FTA	PCT	OFF-DEF	TOT-AVG	PF-FD	AT	TO	BL	ST	PTS-AVG
30	Coleman, L	15-15	502-33.5	90-206	.437	2-12	.167	74-102	.725	38-72	110-7.3	36-0	29	40	2	31	256-17.1
31	Moorefield, L	16-16	411-25.7	74-162	.457	2-10	.200	22-34	.647	30-41	71-4.4	46-2	18	41	9	8	172-10.8
21	Wyckoff, B	16-16	467-29.2	59-123	.480	5-19	.263	31-56	.554	42-86	128-8.0	31	56	53	3	2	154-9.6
23	Davidson, A	16-1	316-19.8	49-117	.419	1-2	.500	27-49	.551	23-32	55-3.4	52-1	13	46	10	21	126-7.9
45	Hampton, W	16-16	410-25.6	41-92	.446	26-64	.406	12-16	.750	17-26	43-2.7	29-0	15	34	2	25	120-7.5
24	Robinson, J	16-16	420-26.3	35-107	.327	17-51	.333	9-22	.409	9-29	38-2.4	25-0	69	81	1	8	96-6.0
20	Penn, A	16-0	225-14.1	24-63	.381	9-31	.290	9-14	.643	4-17	21-1.3	26-0	11	25	0	7	66-4.1
5	McLin, L	15-0	218-14.5	16-41	.390	0-1	.000	9-19	.474	17-23	40-2.7	14-0	8	17	3	6	41-2.7
10	Linley, V	15-0	220-14.7	5-25	.200	0-3	.000	24-31	.774	1-21	22-1.5	13-0	34	37	0	20	34-2.3
33	Fuchs, V	3-0	8-2.7	1-2	.500	0-0	.000	0-0	.000	0-0	1-0	1	0	0	0		2-7
25	Brown, L	8-0	28-3.5	1-3	.333	0-0	.000	2-3	.667	2-2	4-5	4-0	0	4	0	0	4-5
	Team										58			22			

FLORIDA STATE	16	3225	395-941	.420	62-193	.321	219-346	.633	183-349	590-36.9	283	229	403	80	158	1071-66.9
OPPONENTS	16	3225	440-1002	.439	75-207	.362	227-338	.627	238-389	627-39.2	308	243	363	50	184	1182-73.9

Score by Halves

	1	2	OT	TOTAL	DEADBALL	REBOUNDS
Florida State	477	587	7	1071		66
Opponents	546	622	14	1182		63

Per-Game Averages

#	PLAYER	G	FG	FGA	3P	3PA	FT	FTA	AT	TO	BS	ST
30	Coleman, L	15	6.0	13.7	0.1	0.8	4.9	6.8	1.9	2.7	0.1	2.1
31	Moorefield, L	16	4.6	10.1	0.1	0.6	1.4	2.1	1.1	2.6	0.6	0.5
21	Wyckoff, B	16	3.7	7.7	0.3	1.2	1.9	3.5	1.9	3.5	3.3	2.0
23	Davidson, A	16	3.1	7.3	0.1	0.1	1.7	3.1	0.8	2.9	0.6	1.3
45	Hampton, W	16	2.6	5.8	1.6	4.0	0.8	1.0	0.9	2.1	0.1	1.6
24	Robinson, J	16	2.2	6.7	1.1	3.2	0.6	1.4	4.3	5.1	0.1	0.5
20	Penn, A	16	1.5	3.9	0.6	1.9	0.6	0.9	0.7	1.6	0.0	0.4
5	McLin, L	15	1.1	2.7	0.0	0.1	0.6	1.3	0.5	1.1	0.2	0.4
10	Linley, V	15	0.3	1.7	0.0	0.2	1.6	2.1	2.3	2.5	0.0	1.3
33	Fuchs, V	3	0.3	0.7	0.0	0.0	0.0	0.0	0.3	0.0	0.0	
25	Brown, L	8	0.1	0.4	0.0	0.0	0.3	0.4	0.0	0.5	0.0	0.0
FLORIDA STATE	16	24.7	58.8	3.9	12.1	13.7	21.6	14.3	25.2	5.0	9.9	
OPPONENTS	16	27.5	62.6	4.7	12.9	14.2	21.1	15.2	22.7	3.1	11.5	

ACC Final Standings

NORTH CAROLINA - ACC Champion & NCAA Tournament Regional finalist
NC STATE - NCAA Tournament Final Four • DUKE - NCAA Tournament Regional finalist
VIRGINIA - NCAA Tournament Regional semifinalist • CLEMSON - NCAA Tournament Regional semifinalist

TEAM	--ACC Games--					--All Games--					
	W	L	PCT	HM	RD	W	L	PCT	HM	RD	NEU
Duke	13	3	.813	8-0	5-3	24	8	.750	14-1	5-4	5-3
Clemson	12	4	.750	8-0	4-4	25	8	.757	13-0	6-7	6-1
N.C. State	12	4	.750	7-1	5-3	25	7	.781	13-1	8-4	4-2
North Carolina	11	5	.688	7-1	4-4	27	7	.794	16-1	4-4	7-2
Virginia	9	7	.563	5-3	4-4	19	10	.655	10-3	8-5	1-2
Maryland	7	9	.438	5-3	2-6	15	13	.536	9-4	3-8	3-1
FLORIDA STATE	5	11	.313	3-5	2-6	9	18	.333	5-8	3-9	1-1
Georgia Tech	3	13	.188	2-6	1-7	11	17	.393	7-8	3-8	1-1
Wake Forest	0	16	.000	0-8	0-8	4	23	.148	3-10	1-10	0-3

ACC Tournament

February 26-March 1, INDEPEN-DANCE ARENA, CHARLOTTE, N.C.: *First Round*- #8 Ga Tech d. #9 W Forest 78-67. *Quarter Finals*- #4 N Carolina d. #5 Virginia 76-56; #1 Duke d. #8 Ga. Tech 100-56; #2 Clemson d. #7 Fla. State 85-68; #6 Maryland d. #3 N.C. State 48-61. *Semifinals*- N. Carolina d. Duke 56-52; Clemson d. Maryland 63-44. *Finals*-North Carolina d. Clem-son 81-50.

All-Tournament Team

First Team - Tracy Reid, UNC; Itoro Umoh, Clemson; Chanel Wright, UNC; Hilary Howard, Duke; Nikki Teasley, UNC. *Second Team* - Natasha Anderson, Clemson; Juana Brown, UNC; Amy Geren, Clemson; Nicole Erickson, Duke; Sonia Chase, Maryland; Carla Munnion, Georgia Tech. **ACC TOURNAMENT MVP** - Tracy Reid, UNC.

All-Atlantic Coast Conference

First Team - Chasity Melvin, NCS; Tracy Reid, UNC; DeMya Walker, Va.; Amy Geren, Clemson; Hilary Howard, Duke. *Second Team* - Mimi McKinney, Va.; Nicole Erickson, Duke; **Latavia Coleman, FSU**; Itoro Umoh, Clemson; Kalisa Davis, Maryland.

All-ACC Freshman Team

Nikki McKinney, UNC; Tynesha Lewis,

Duke; Brooke Wyckoff, FSU; Georgia Schweitzer, Duke; Erin Stovall, Va.

ACC Player of the Year

Tracy Reid, North Carolina

ACC Rookie of the Year

Nikki Teasley, North Carolina

ACC Coach of the Year

Gail Goestenkers, Duke

ACC Players of the Week

Chasity Melvin, NCS (N24); Stephanie Cross, Md./Chasity Melvin, NCS (D1); Chasity Melvin, NCS (D8); Amy Geren, Clemson (D15); Amy Geren, Clemson (J5); LySchale Jones, NCS (J12); Mimi McKinney, UVa (J19); Hilary Howard, Duke (J26); Sonia Chase, Md. (F2); Tracy Reid, UNC (F9); Chasity Melvin, NCS (F16); Chasity Melvin, NCS/Michele Van Gorp, Duke (F23).

ACC Rookies of the Week

Brooke Wyckoff, FSU (N24); Juana Brown, UNC (D1); Betsy Foy, Ga. Tech (D8); Tynesha Lewis, NCS (D15); Tynesha Lewis, NCS (J5); Tynesha Lewis, NCS (J12); Georgia Schweitzer, Duke (J19); Nikki Teasley, UNC (J26); Tynesha Lewis, NCS (F2); Nikki Teasley, UNC (F9); Tynesha Lewis, NCS/Nikki Teasley, UNC (F16); Tynesha Lewis, NCS (F23).

The Seminoles In The Final ACC Stats

INDIVIDUAL SCORING

Latavia Coleman 2nd, 17.7 ppg

REBOUNDS

Brooke Wyckoff 4th, 8.0 rpg

Latavia Coleman 5th, 7.8 rpg

FIELD GOAL PERCENTAGE

Latavia Coleman 5th, .461

FREE THROW PERCENTAGE

Latavia Coleman 8th, .693

BLOCKS

Brooke Wyckoff 2nd, 3.0 bpg

Arleshia Davidson .. T6th, 0.7 bpg

ASSISTS

Jen Robinson 6th, 3.7 apg

STEALS

Wyckoff T8th, 1.9 spg

The Atlantic Coast Conference

The Tradition

Consistency. It's the mark of true excellence in any endeavor.

However, in today's intercollegiate athletics, competition has become so balanced and so competitive that it is virtually impossible to maintain a high level of consistency.

Yet the Atlantic Coast Conference has defied the odds. Now in its 46th year of competition, the ACC has long enjoyed the reputation as one of the strongest and most competitive intercollegiate conferences in the nation. And that is not mere conjecture, the numbers support it.

Since the league's inception in 1953, ACC schools have captured 72 NCAA and ALAW championships, including 37 in men's competition and 35 in women's. In addition, 108 men and 26 women have earned the coveted title of NCAA champion.

ACC Basketball

If success is best measured in terms of wins and losses, then the ACC is unrivaled in NCAA history. The men's and women's basketball programs have combined for 17 trips to the Final Four in the last 17 years, and 38 appearances overall. Following the North Carolina women's national championship season of 1994, the first-ever for the league, ACC teams have claimed eight titles while finishing second on ten occasions.

The league's women's basketball program ranks among the best in the country in terms of overall NCAA Tournament. With 71 appearances and 89 wins, the conference is listed second best in total appearances and total wins.

Over the years, ACC women's basketball teams have gained global recognition through their NCAA Tournament success and television exposure. The 1998-99 schedule will feature an all-time high 52 television appearances with 18 games on the league's regional sports network, six games on ESPN/ESPN2, four on FOX Sports South and two on Lifetime Network.

ACC Basketball is more than numbers though. The faces behind both programs account for 25 national player of the year honors and 18 national coach of the year awards, including Dawn Staley's player recognition in 1991 and 1992. Coach's distinctions include North Carolina's Sylvia Hatchell (1994), Maryland's Chris Weller (1992), Virginia's Debbie Ryan (1991) and NC State's Kay Yow (1990). In women's play, the

ACC has produced 26 first-team All-Americans, eight Olympians, including coaches and student-athletes. NC State's Kay Yow, assisted by Sylvia Hatchell of North Carolina, headed up the 1988 gold medal-winning Olympic team. Maryland's Vicky Bullett was a member of both the 1988 and 1992 Olympic teams and Virginia's Dawn Staley was a member of the 1996 gold-medal winning Olympic squad in Atlanta.

The ACC also stands at the forefront of intercollegiate athletics in terms of academic accomplishments of its student-athletes. Since 1983, 221 women's basketball players have received ACC Academic Honor Roll recognition. The 1997-98 academic year included 36 selections. In addition ACC basketball players have earned first-team Academic All-America honors six times. In 1997 NC State's Jennifer Howard was tabbed GTE CoSIDA Academic Player of the Year after posting a 4.0 grade point average throughout her career. Eight players have earned ACC Postgraduate scholarships, while three others were named NCAA Postgraduate Scholars.

The Championships

The conference conducted championship competition in 24 sports during the 1996-97 academic year — 12 for men and 12 for women.

The first conference championship was held in swimming on February 25, 1954. The ACC did not conduct championships in cross country, wrestling or tennis during the first year.

The 12 sports for men include football, cross country, soccer, basketball, swimming, indoor and outdoor track, wrestling, baseball, tennis, golf and lacrosse. Fencing, which was started in 1971, was discontinued in 1981.

Women's sports were initiated in 1977 with the first championship meet being held in tennis at Wake Forest University, October 6-8. Conference championships for women are conducted in cross country, volleyball, field hockey, soccer, basketball, swimming, indoor and outdoor track, tennis, golf, lacrosse and softball.

1997-98 in Review

The 1997-98 academic year concluded with the league pocketing three more national team titles and nine individual NCAA crowns. In all the ACC has won 29 national team titles in the last eight years.

The ACC's 1997-98 national champions were

North Carolina in women's soccer and field hockey and Maryland in women's lacrosse. In addition the ACC had four other teams participate in national title games — Virginia in men's soccer and women's lacrosse, Maryland in men's lacrosse and Duke in women's tennis.

In the Sears Directors' Cup race, which honors the champions of champion in the NCAA Divisions I, II and III and the NAIA based on team athletic success, seven ACC schools finished in the top 50, including three in the top 20.

The ACC placed at least one team in the Top 10 nationally in 16 of the 24 sports sponsored by the league. Other records of note during the 1997-98 season include 85 teams competing at NCAA Championships, four bowl teams and 19 final Top 10 showings.

Eight ACC teams, in six different sports, representing five of the nine member institutions, earned a No. 1 ranking during the course of the past academic year.

The ACC Academic Honor Roll record was broken for the 12th-straight year in 1997-98 as 1,552 student-athletes were recognized for their excellence in the classroom.

A History

The Atlantic Coast Conference was founded on May 8, 1953, at the Sedgefield Inn near Greensboro, N.C., with seven charter members — Clemson, Duke, Maryland, North Carolina, North Carolina State, South Carolina and Wake Forest — drawing up the conference by-laws.

The withdrawal of seven schools from the Southern Conference came early on the morning of May 8, 1953, during the Southern Conference's annual spring meeting. On June 14, 1953, the seven members met in Raleigh, N.C., where a set of bylaws was adopted and the name became officially the Atlantic Coast Conference.

On December 4, 1953, conference officials met again at Sedgefield and officially admitted the University of Virginia. The first, and only, withdrawal of a school from the ACC came on June 30, 1971, when the University of South Carolina tendered its resignation.

The conference operated with seven members until April 3, 1978, when Georgia Tech was admitted. The Atlanta school withdrew from the Southeastern Conference in January of 1964.


The conference expanded to nine member institutions on July 1, 1991, with the addition of Florida State University. ■

Seminole Record Book



- **INDIVIDUAL RECORDS**
- **TEAM RECORDS**
- **SEASON RECORDS**
- **CAREER LEADERS**
- **YEAR-BY-YEAR LEADERS**
- **POSTSEASON PLAY**
- **HONORS & AWARDS**
- **RECORD AGAINST OPPONENTS**
- **YEAR-BY-YEAR RESULTS**
- **PHOTO ROSTER**

Individual & Team Records



INDIVIDUAL RECORDS

Points

GAME — 38, T. Paschal vs. UNC (1/10/93)

SEASON — 710, S. Galkantas (1981-82)

CAREER — 2323, S. Galkantas (1980-84)

Field Goals Made

GAME — 17, L. Lasseter vs. S.W. Louisiana (12/16/79)

SEASON — 282, S. Galkantas (1981-82)

CAREER — 919, S. Galkantas (1980-84)

Field Goal Percentage

SEASON — .656, C. Dishman (1990-91)

CAREER — .605, C. Dishman (1989-92)

Scoring Average

SEASON — 21.6, S. Galkantas (1981-82)

CAREER — 19.4, S. Galkantas (1980-84)

Field Goals Attempted

GAME — 34, B. Burnett vs. Georgia Southern (12/16/87)

SEASON — 536, S. Galkantas (1981-82)

CAREER — 1753, S. Galkantas (1980-84)

3 Point Field Goals

GAME — 7, C. Derlak vs. UT Chattanooga (11/26/93)

SEASON — 51, W. Hampton (51-163) (1996-97)

CAREER — 134, W. Hampton (1994-98)

3 Point Field Goal Percentage

SEASON — .475, R. Storey (47-99) (1988-89)

CAREER — .342, C. Derlak (1990-94)

Free Throws Made

GAME — 14, T. Paschal vs. UNC (1/10/93) & Florida (12/15/91); W. Burns vs. Memphis State (1/19/91); S. Galkantas vs. Tulane (2/5/83) & Memphis State (2/14/83)

SEASON — 282, S. Galkantas (1981-82)

CAREER — 485, S. Galkantas (1980-84)

Free Throw Attempts

GAME — 19, T. Paschal vs. Florida (12/15/91); C. Williams vs. Duke (1/28/95)

SEASON — 244, C. Williams (1995-96)

CAREER — 651, S. Galkantas (1980-84)

Free Throw Percentage

SEASON — .857, W. Burns (1989-90)

CAREER — .788, L. Foglio (1981-83)

Rebounds

GAME — 23, L. Lasseter vs. S. Florida (12/2/78)

SEASON — 336, C. Rivers (1977-78)

CAREER — 1029, C. Rivers (1976-80)

Rebound Average

SEASON — 14, C. Rivers (1977-78)

CAREER — 10.8, B. Cliette (1982-87)

Assists

GAME — 14, S. Silsby vs. Flagler (2/6/76)

SEASON — 184, S. Silsby (1977-78)

CAREER — 382, A. Peercy (1991-95)

Steals

GAME — 10, W. Burns vs. Alabama (1/24/89)

SEASON — 96, T. Paschal (1992-93)

CAREER — 269, T. Paschal (1989-93)

Blocks

GAME — 8, B. Wyckoff vs. SW Missouri State (12/21/97)

SEASON — 80, B. Wyckoff (1997-98)

CAREER — 80, B. Wyckoff (1997-98)

TEAM RECORDS

Points

MOST GAME — 114 vs. Stetson (2/6/91)

MOST SEASON — 2,883 (1981-82)

LEAST GAME — 26 vs. Clemson (2/7/94)

LEAST SEASON — 488 (1973-74)

Field Goals Made

MOST GAME — 49 vs. Stetson (2/6/91)

MOST SEASON — 1,171 (1981-82)

LEAST GAME — 8 vs. Clemson (2/7/94)

LEAST SEASON — 538 (1993-94)

Field Goal Attempts

MOST GAME — 97 vs. Florida (12/4/78)

MOST SEASON — 2,384 (1979-80)

LEAST GAME — 35 vs. Clemson (2/7/94)

LEAST SEASON — 1,051 (1973-74)

Field Goal Percentage

HIGH GAME — .731 vs. Denver (12/15/80)

HIGH SEASON — .520 (1990-91)

LOW GAME — .214 vs. Alabama (12/31/93)

LOW SEASON — .340 (1973-74)

3 Point Field Goals Made

MOST GAME — 11 vs. UT-Chattanooga (11/26/93)

MOST SEASON — 106 (1993-94)

LEAST GAME — 0 Several Times

LEAST SEASON — 32 (1991-92)

3 Point Field Goal Attempts

MOST GAME — 31 vs. Auburn (1/17/91)

MOST SEASON — 389 (1996-97)

LEAST GAME — 0 vs. Lamarr (11/29/91)

LEAST SEASON — 120 (1991-92)

Free Throws Made

MOST GAME — 36 vs. Fordham (12/31/84)

MOST SEASON — 573 (1990-91)

LEAST GAME — 1 vs. Georgia S. Western (1986) and Duke (1995-96)

LEAST SEASON — 245 (1996-97)

Free Throw Attempts

MOST GAME — 51 vs. Georgia Tech (1/31/96) (3OT)

MOST SEASON — 826 (1990-91)

LEAST GAME — 3 vs. S. Carolina (1982); vs. Florida (11/23/96)

LEAST SEASON — 419 (1996-97)

Free Throw Percentage

HIGH GAME — .952 (20-21) vs. N. Carolina (1/4/95)

HIGH SEASON — .701 (1991-92)

LOW GAME — .167 vs. Duke (1/3/97)

LOW SEASON — .510 (1973-74)

Rebounds

HIGH GAME — 71 vs. Stetson (11/29/87)

HIGH SEASON — 1,545 (1981-82)

LOW GAME — 13 vs. Maryland (1994)

LOW SEASON — 774 (1993-94)

Rebound Average

HIGH SEASON — 45.5 (1986-87)

LOW SEASON — 28.7 (1993-94)

Assists

HIGH GAME — 29 vs. FAMU (1/20/82) & (1/21/91)

HIGH SEASON — 601 (1981-82)

LOW GAME — 2 vs. Tulane (1984-85), Texas Tech (1994-95)

LOW SEASON — 169 (1973-74)

Steals

HIGH GAME — 29 vs. S. Alabama (1989-90)

HIGH SEASON — 406 (1981-82)

LOW GAME — 1 vs. Georgia Tech (1995-96)

LOW SEASON — 224 (1993-94)



Tia Paschal

SEASON RECORDS

Points

1. Sue Galkantas, 1981-82 710 pts in 29 games
2. Sue Galkantas, 1980-81 627 pts in 34 games
3. Wanda Burns, 1990-91 572 pts in 31 games
4. Bev Burnette, 1987-88 533 pts in 25 games
5. Tia Paschal, 1992-93 524 pts in 27 games
6. Wanda Burns, 1989-90 515 pts in 29 games
7. Cherry Rivers, 1979-80 514 pts in 31 games
8. Chantelle Dishman, 1990-91 503 pts in 31 games
9. Sue Galkantas, 1983-84 495 pts in 28 games
10. Sue Galkantas, 1982-83 491 pts in 29 games

Scoring Average

1. Sue Galkantas, 1981-82 21.6 (627 pts in 29 games)
2. Bev Burnett, 1987-88 21.3 (533 pts in 25 games)
3. Sue Galkantas, 1980-81 20.9 (710 pts in 34 games)
4. Tia Paschal, 1992-93 19.4 (524 pts in 27 games)
5. Wanda Burns, 1990-91 18.5 (572 pts in 31 games)
6. Laine Lasseter, 1978-79 18.4 (415 pts in 22 games)
7. Wanda Burns, 1989-90 17.8 (515 pts in 29 games)
- Cherry Rivers, 1978-79 17.8 (464 pts in 26 games)
- Jackie Arnold, 1977-78 17.8 (410 pts in 23 games)
10. Sue Galkantas, 1983-84 17.7 (495 pts in 31 games)
- Latavia Coleman, 1997-98 17.7 (443 pts in 25 games)

Steals

1. Tia Paschal, 1992-93 96 in 27 games
2. Brenda Cliette, 1986-87 94 in 24 games
3. Brenda Cliette, 1982-83 77 in 29 games
- Wanda Burns, 1989-90 77 in 30 games
5. Tia Paschal, 1990-91 75 in 32 games
6. Glenda Stokes, 1991-92 68 in 37 games
7. Chris Davis, 1990-91 66 in 32 games
8. Danielle Ryan, 1990-91 65 in 32 games
9. Lisa Foglio, 1981-82 64 in 26 games
10. Allison Percy, 1992-93 63 in 26 games

Rebounds

1. Cherry Rivers, 1976-77 336 in 24 games
2. Brenda Cliette, 1986-87 302 in 24 games
3. Sue Galkantas, 1981-82 296 in 34 games
4. Glenda Stokes, 1979-80 294 in 35 games
5. Glenda Stokes, 1981-82 276 in 37 games
6. Sue Galkantas, 1980-81 270 in 29 games
7. Brenda Cliette, 1982-83 269 in 29 games
- Lorraine Rimson, 1983-84 269 in 31 games
9. LeeVayn Oliver, 1981-82 260 in 35 games
10. Cherry Rivers, 1979-80 257 in 31 games

Rebound Average

1. Cherry Rivers, 1976-77 14.0 (336 in 24 games)
2. Brenda Cliette, 1986-87 12.6 (302 in 24 games)
3. Cherry Rivers, 1977-78 10.3 (226 in 22 games)
4. Laine Lasseter, 1978-79 10.0 (222 in 22 games)
5. Sue Galkantas, 1980-81 9.3 (270 in 29 games)
- Brenda Cliette, 1982-83 9.3 (269 in 29 games)
7. Chantelle Dishman, 1991-92 8.8 (246 in 28 games)
8. Sue Galkantas, 1981-82 8.7 (296 in 34 games)
- Lorraine Rimson, 1983-84 8.7 (269 in 31 games)
10. Glenda Stokes, 1979-80 8.4 (294 in 35 games)

Assists

1. Shirley Silsby, 1976-77 184 in 23 games
2. Sheri Kaminski, 1983-84 155 in 31 games
3. Wanda Burns, 1990-91 136 in 31 games
4. Lynn Marnie, 1981-82 135 in 36 games
5. Allison Percy, 1992-93 129 in 26 games
6. Rose Harper, 1979-80 125 in 35 games
- Sunnie O'Neil, 1979-80 125 in 35 games
8. Allison Percy, 1994-95 123 in 30 games
9. Robin Corn, 1989-90 119 in 30 games
10. Jen Robinson, 1996-97 110 in 27 games

Blocks

1. Brooke Wyckoff, 1997-98 80
2. Laine Lasseter, 1980-81 48
3. Mary Buchanon, 1986-87 34
4. Brenda Cliette, 1982-83 32
- Sarah Hall, 1985-86 32
6. Sarah Hall, 1984-85 30
7. Chris Davis, 1989-90 27
- Chantelle Dishman, 1990-91 27
9. Kristy White, 1995-96 26
10. Sarah Hall, 1986-87 24
- Lysa Moorefield, 1996-97 24

Field Goal Attempts

1. Sue Galkantas, 1981-82 536
2. Sue Galkantas, 1980-81 520
3. Tia Paschal, 1992-93 418
4. Wanda Burns, 1989-90 404
5. Wanda Burns, 1990-91 396
6. Christy Derlak, 1993-94 388
7. Lorraine Rimson, 1983-84 376
8. Sue Galkantas, 1983-84 374
9. Chris Davis, 1989-90 372
10. Lisa Foglio, 1982-83 357

Field Goals

1. Sue Galkantas, 1981-82 282
2. Sue Galkantas, 1980-81 261
3. Tia Paschal, 1992-93 219
4. Sue Galkantas, 1983-84 192
5. Lisa Foglio, 1981-82 190
6. Chantelle Dishman, 1991-92 187
7. Wanda Burns, 1989-90 186
- Wanda Burns, 1991-92 186
9. Sue Galkantas, 1982-83 184
- Lisa Foglio, 1982-83 184

Field Goal Percentage

(Minimum of 100)

1. Chantelle Dishman, 1990-91656 (191-291 in 31 games)
2. Glenda Stokes, 1982-83602 (103-171 in 29 games)
3. Lisa Foglio, 1981-82596 (190-319 in 26 games)
4. Chantelle Dishman, 1991-92582 (146-251 in 28 games)
5. Sue Galkantas, 1982-83570 (184-323 in 29 games)
6. Chantelle Dishman, 1989-90565 (131-232 in 29 games)
7. Laine Lasseter, 1979-80560 (162-290 in 21 games)
8. LeeVayn Oliver, 1983-84534 (140-262 in 31 games)
9. Sue Galkantas, 1981-82526 (282-535 in 34 games)
10. Tia Paschal, 1992-93524 (219-418 in 27 games)

Free Throw Percentage

(Minimum of 50)

1. Wanda Burns, 1990-91827 (115-139 in 29 games)
2. Lisa Foglio, 1982-83819 (77-94 in 29 games)
3. Chris Davis, 1989-90809 (76-94 in 30 games)
- Sheri Kaminski, 1984-85809 (51-63 in 24 games)
5. Danielle Ryan, 1991-92805 (91-113 in 28 games)
6. Lisa Foglio, 1980-81802 (65-81 in 27 games)
7. Danielle Ryan, 1992-93800 (72-90 in 27 games)
8. Sue Galkantas, 1982-83799 (123-154 in 29 games)
9. Wanda Burns, 1990-91791 (125-158 in 31 games)
10. Bev Burnett, 1987-88775 (131-169 in 25 games)
- Carla Williams, 1995-96775 (189-244 in 28 games)

Three Point Attempts

1. Wendy Hampton, 1996-97 163
2. Christy Derlak, 1993-94 138
3. Wendy Hampton, 1997-98 118
4. Tanisha Rickman, 1994-95 117
5. Wanda Burns, 1990-91 111
6. Alison Arnoldi, 1993-94 102
7. Jen Robinson, 1996-97 101
8. Wanda Burns, 1989-90 100
9. Robin Storey, 1988-89 99
10. Allison Peercy, 1994-95 87

3-Point Field Goals Made

(Minimum of 10)

1. Wendy Hampton, 1996-97 51 in 27 games
2. Robin Storey, 1988-89 47 in 27 games
3. Wanda Burns, 1990-91 41 in 31 games
4. Wendy Hampton, 1997-98 40 in 27 games
5. Tanisha Rickman, 1994-95 31 in 26 games
6. Wanda Burns, 1989-90 28 in 29 games
- Allison Peercy, 1994-95 28 in 30 games
- Wendy Hampton, 1995-96 28 in 28 games
9. Jen Robinson, 1996-97 24 in 27 games
10. Christy Derlak, 1992-93 23 in 27 games
- Jen Robinson, 1997-98 23 in 26 games

3-Point Field Goal Percentage

(Minimum of 10 Made)

1. Robin Storey, 1988-89475 (47-99 in 27 games)
2. Danielle Ryan, 1992-93422 (19-45 in 27 games)
3. Wendy Hampton, 1995-96373 (28-75 in 28 games)
4. Christy Derlak, 1992-93348 (23-66 in 27 games)
5. Wendy Hampton, 1997-98339 (40-118 in 27 games)
6. Alison Arnoldi, 1992-93333 (12-36 in 25 games)
- Wanda Burns, 1990-91333 (41-123 in 31 games)
8. Wendy Hampton, 1994-95326 (15-46 in 30 games)
9. Allison Peercy, 1994-95322 (28-87 in 30 games)
10. Anja Pedersen, 1994-95313 (21-67 in 30 games)
- Wendy Hampton, 1996-97313 (51-163 in 27 games)


30-Point Club

- 38 Tia Paschal vs. UNC (1993)
- 37 Sue Galkantas vs. Florida (1980)
- 36 Tia Paschal vs. Maryland (1993)
- 34 Sue Galkantas vs. Tulane (1983), Florida A&M (1986)
- 34 Laine Lasseter vs. SE Louisiana (1980)
- 34 Bev Burnett vs. Florida A&M(1986), Virginia Tech (1988)

- 34 Chantelle Dishman vs. Marquette (1991)
- 33 Danielle Ryan vs. Maryland (1993)
- 33 Sue Galkantas vs. Middle Tennessee State (1983), vs. Georgia State (1980), vs. Virginia Tech (1982)
- 33 Laine Lasseter vs. Mercer (1981)
- 33 Christy Derlak vs. UT-Chattanooga (1993)
- 32 Bev Burnett vs. South Florida (1986)
- 32 Sue Galkantas vs. South Alabama (1986)
- 32 Laine Lasseter vs. Florida (1986)
- 31 Bev Burnett vs. Southern Mississippi (1989)
- 31 Wanda Burns vs. Southern Mississippi (1990)
- 31 Laine Lasseter vs. Florida (1979)
- 30 Bev Burnett vs. Southern Mississippi, Louisville, Georgia Southern (1988)
- 30 Lisa Foglio vs. Miami (1982)
- 30 Sue Galkantas vs. Kent State, Memphis State, Tulane (1982)
- 30 Cherry Rivers vs. Miami (1980)
- 30 Christy Derlak vs. Duke (1994)
- 30 Lysa Moorefield vs. Ga.Tech (1998)

Rebound Club

- 23 Laine Lasseter vs. South Florida (1978)
- 21 Glenda Stokes vs. Virginia Tech (1982)
- 19 Chris Brokas vs. Troy State (1979)
- 19 LeeVayn Oliver vs. Cincinnati (1981)
- 19 Carla Williams vs. Furman (1996)
- 18 Sarah Hall vs. Central Florida (1986)
- 17 Ursula Woods vs. Maryland (1993)
- 17 Chantelle Dishman vs. Miami (1991)
- 17 Brenda Cliette vs. Montclair State (1983)
- 17 Sue Galkantas vs. Florida (1979), vs. Georgia Tech (1980)
- 17 Laine Lasseter vs. Florida (1979)
- 17 Sarah Hall vs. West Georgia (1986)
- 17 Lorraine Rimson vs. Georgetown, vs. Radford (1986)
- 16 Sarah Hall vs. Memphis State (1988)
- 16 Laine Lasseter vs. Alabama-Birmingham (1978), vs. Appalachian State (1979)
- 16 Lorraine Rimson vs. Florida A&M, vs. Cincinnati (1984)
- 16 Cherry Rivers vs. Louisville (1979), vs. Miami (1980)
- 16 Tracy Walker vs. Miami (1990)



Tia Paschal, Christy Derlak and Alison Arnoldi celebrate a Seminole victory.