



1999-2000 OPPONENTS

- OPPONENT PROFILES

- Tulsa
- South Florida
- UT-Chattanooga
- Oakland
- Xavier
- Mercer
- Florida
- Loyola-Chicago
- Chicago State
- Florida International
- Temple
- St. John's
- Wake Forest
- NC State
- Virginia
- Maryland
- Georgia Tech
- North Carolina
- Duke
- Clemson
- Auburn
- ROAD
- HEADQUARTERS



OPPONENT PROFILES

TULSA

Fri., Nov. 19, Tallahassee, Fla.

QUICK FACTS

Location Tulsa, OK
 Founded 1894
 Nickname Golden Hurricane
 Enrollment 4,171
 Colors Old Gold, Royal Blue, Crimson
 Conference Western Athletic
 Arena/Capacity Donald W. Reynolds Center/8,310
 Press Row # 918/631-5400 ext. 5401

BASKETBALL FACTS

Head Coach ... Kathy McConnell-Miller (Virginia, 89)
 Record at School/Years 0-0/1st
 Career Record/Years 0-0/1st
 Office Phone 918/631-2391
 Assistant Coaches Mike Shepard,
 Kimberly Wilson Jenkins

SPORTS INFORMATION

Office Phone 918/631-2395
 Fax Number 918/631-3913
 Basketball Contact Roger Dunaway
 Home Phone 918/230-1923
 Website www.utulsaathletics.com
 Faxback 1-800-300-2050, Passcode 922 (WAC)
 Release Code 2635
 Statistics Code 2636

TEAM INFORMATION

1998-99 Record 7-20
 Conference Record/Finish ... 5-9/6th (WAC Mountain)
 Starters Returning/Lost 5/0
 Letterwinners Returning/Lost 9/0
 Top Returning Scorer G, Kasia Pittman, 11.5 ppg
 Top Returning Rebounder F, Shequinna Dinkens,
 5.8 rpg
 Top Newcomer G, Athena Pirpich

SOUTH FLORIDA

Mon., Nov. 22, Tampa, Fla.

QUICK FACTS

Location Tampa, FL
 Founded 1956
 Nickname Bulls
 Enrollment 37,000
 Colors Green and Gold
 Conference Conference USA
 Arena/Capacity Sun Dome/10,411
 Press Row # 813/974-3287

BASKETBALL FACTS

Head Coach .. Jerry Ann Winters (Arkansas State, '77)
 Record at School/Years 34-48/3
 Career Record/Years 231-166/15
 Office Phone 813/974-7472
 Assistant Coaches Ron Gathright, Tara Gibson

SPORTS INFORMATION

Office Phone 813/974-4086
 Fax Number 813/974-5328
 Basketball Contact Fred Huff
 Home Phone 813/914-0784
 Website 201/585-5404
 Release Code 2121
 Statistics Code 2122

TEAM INFORMATION

1998-99 Record 14-13
 Conference Record/Finish 8-8/t6th
 Starters Returning/Lost 3/2
 Letterwinners Returning/Lost 9/4
 Top Returning Scorer ... F, Charmaine Leslie, 11.0 ppg
 Top Returning Rebounder . G, Shannon Layne, 4.2 rpg
 Top Newcomers: F, Monica Echeverria;
 F, Melissa Fairley

TENNESSEE-CHATTANOOGA

TALLAHASSEE DEMOCRAT SEMINOLE CLASSIC

Fri., Nov. 26, Tallahassee, Fla.



QUICK FACTS

Location Chattanooga, TN
 Founded 1886
 Nickname Lady Mocs
 Enrollment 8,682
 Colors Navy and Old Gold
 Conference Southern
 Arena/Capacity UTC Arena, /11,218
 Press Row # 423/755-4706

BASKETBALL FACTS

Head Coach ... Wes Moore (Johnson Bible College, '84)
 Record at School/Years 10-17/2
 Career Record/Years 210-73/11
 Office Phone 423/755-4376
 Assistant Coaches Jill Jameson, Leslie Cooper,
 Laura Cottrell

SPORTS INFORMATION

Office Phone 423/755-5292
 Fax Number 423/755-4610
 Basketball Contact Trevor Parks
 Home Phone 423/755-0920
 Website www.gomocs.com
 Faxback 201/461-5726
 Release Code 2721
 Statistics Code 2720

TEAM INFORMATION

1998-99 Record 10-17
 Conference Record/Finish 8-10/ tied 7th
 Starters Returning/Lost 3/2
 Letterwinners Returning/Lost 9/2
 Top Returning Scorer F, Heather Dykes, 13.3 ppg
 Top Returning Rebounder: Heather Dykes, 6.7 rpg
 Top Newcomers G, Damita Bullock; G Nneka Irons

OAKLAND

POSSIBLE OPPONENT, TALLAHASSEE
 DEMOCRAT SEMINOLE CLASSIC
 Fri., Nov. 25 - Sat., Nov. 27,
 Tallahassee, Fla.

QUICK FACTS

Location Rochester, MI
 Founded 1957
 Nickname Golden Grizzlies
 Enrollment 14,289
 Colors Black, Gold, and White
 Conference Mid-Continent
 Arena/Capacity 'O'rena North/3,000
 Press Row # 248/370-4099

BASKETBALL FACTS

Head Coach Beekie Francis
 Record at School/Years 34-20/ 2
 Career Record/Years 64-68/ 5
 Office Phone 248/370-4006

Assistant Coaches Keith Papin, Bob Nichols,
 Kristin Donohoe

SPORTS INFORMATION

Office Phone 248/370-4008
 Fax Number 248/370-4056
 Basketball Contact Amy Stabley Hirschman
 Home Phone 810/786-5345
 Website n/a
 Faxback n/a

TEAM INFORMATION

1998-99 Record 14-13
 Conference Record/Finish n/a
 Starters Returning/Lost 3/2
 Letterwinners Returning/Lost 8/3
 Top Returning Scorer F, Sarah Judd, 17.6 ppg
 Top Returning Rebounder: F, Sarah Judd, 6.1 rpg
 Top Newcomers .. G, Beth Zeone; F, Heather Wooldrik

XAVIER

POSSIBLE OPPONENT, TALLAHASSEE
 DEMOCRAT SEMINOLE CLASSIC
 Fri., Nov. 26 - Sat., Nov. 27,
 Tallahassee, Fla.

QUICK FACTS

Location Cincinnati, OH
 Founded 1831
 Nickname Musketeers
 Enrollment 6,500
 Colors Navy Blue, Gray and White
 Conference Atlantic 10
 Arena/Capacity ... Schmidt Memorial Fieldhouse/2,690
 Press Row # n/a

BASKETBALL FACTS

Head Coach Melanie Balcomb (Trenton State, '84)
 Record at School/Years 66-51/5th
 Career Record/Years 94-77/7th
 Office Phone 513/745-3417
 Assistant Coaches Tricia Cullop, Toby Metoyer,
 Kristin Schneider

SPORTS INFORMATION

Office Phone 513/745-3416
 Fax Number 513/745-2825
 Basketball Contact Tom Eiser
 Home Phone 513/662-3644
 Website www.xavier.xu.edu
 Faxback n/a

TEAM INFORMATION

1998-99 Record 24-9
 Conference Record/Finish 11-5/3rd
 Starters Returning/Lost 4/1
 Letterwinners Returning/Lost 10/4
 Top Returning Scorer G/F, Nicole Levandusky, 1
 5.8 ppg



Top Returning Rebounder F, Jennifer Phillips, 6.8 rpg
 Top Newcomers C, Kristen Lowry; G, Amy Waugh

MERCER

Tue., Nov. 30, Macon, Ga.

QUICK FACTS

Location Macon, GA
 Founded 1833
 Nickname Bears
 Enrollment 7,000
 Colors Black and Orange
 Conference Trans America
 Arena/Capacity 2,500
 Press Row # 912/746-0441

BASKETBALL FACTS

Head Coach Billy Holmes (Louisiana College, '64)
 Record at School/Years 56-81/5 years
 Career Record/Years 56-81/5 years
 Office Phone 912/301-2736
 Assistant Coaches Sybil Blalock, Pete Ranson

SPORTS INFORMATION

Office Phone 912/301-2735
 Fax Number 912/752-5350
 Basketball Contact Kevin Coulombe
 Home Phone 912/476-0952
 Website www.Mercer.edu
 Faxback n/a

TEAM INFORMATION

1998-99 Record 9-18
 Conference Record/Finish 5-11/7th
 Starters Returning/Lost: n/a
 Letterwinners Returning/Lost n/a
 Top Returning Scorer Jenny Sessor, 8.2 ppg
 Top Returning Rebounder Jenny Sessor, 8.2 rpg
 Top Newcomers G, Lauri Gahafer; G, Jo Shaw

FLORIDA

Tue., Dec. 7, Tallahassee, Fla.

QUICK FACTS

Location Gainesville, FL
 Founded 1853
 Nickname Lady Gators
 Enrollment 42,000
 Colors Orange & Blue
 Conference Southeastern
 Arena/Capacity .. Stephen C. O'Connell Center/12,000
 Press Row # 352/367-1801

BASKETBALL FACTS

Head Coach Carol Ross (Mississippi, '82)
 Record at School/Years 184-91/9
 Career Record/Years 184-91/9

Office Phone 352/375-4683 ext. 5511
 Assistant Coaches ... Joi Williams, Beth Dunkenberger,
 Bobbie Kelsey

SPORTS INFORMATION

Office Phone 352/375-4683 ext. 6133
 Fax Number 352/375-4809
 Basketball Contact Kathy Cafazzo
 Home Phone 352/377-7868
 Website www.uaa.ufl.edu
 Faxback 800/300-2050
 Release Code # 1574
 Statistics Code # 1575

TEAM INFORMATION

1998-99 Record 19-14
 Conference Record/Finish 6-8/tied 8th
 Starters Returning/Lost 4/1
 Letterwinners Returning/Lost 12/1
 Top Returning Scorer .. F, Tonya Washington, 16.7 ppg
 Top Returning Rebounder F, Tonya Washington,
 8.3 rpg
 Top Newcomers G, Shona Rucker; G, Nikki Tibbs;
 C, Jameelah Timble

LOYOLA-CHICAGO

Sun., Dec. 19, Chicago, Ill.

QUICK FACTS

Location Chicago, IL
 Founded 1870
 Nickname Ramblers
 Enrollment 15,886
 Colors Maroon and Gold
 Conference Midwestern
 Arena/Capacity Joseph J. Gentile Center/5,200
 Press Row # 773/274-3550

BASKETBALL FACTS

Head Coach Mary Helen Walker
 (College of Holy Cross, '91)
 Record at School/Years 0-0/1st
 Career Record/Years 0-0/1st
 Office Phone 773/508-2558
 Assistant Coaches Bernie Daque, Robert Holt,
 Jamie Moore

SPORTS INFORMATION

Office Phone 773/508-2497
 Fax Number 773/508-3855
 Basketball Contact Bill Behrns
 Home Phone 773/883-8689
 Website www.loyolaramblers.com
 Faxback n/a

TEAM INFORMATION

1998-99 Record 3-22
 Conference Record/Finish 3-11/tied 6th
 Starters Returning/Lost 3/2
 Letterwinners Returning/Lost 11/3
 Top Returning Scorer G, Ryan Johnson, 8.9 ppg



Top Returning Rebounder G, Ryan Johnson, 4.6 rpg
 Top Newcomers C, Sarah Hamilton;
 G, Tracy Hoffman; G/F, Laura Milkert

CHICAGO STATE

Tue., Dec. 21, Chicago, Ill.

QUICK FACTS

Location Chicago, IL
 Founded 1867
 Nickname Cougars
 Enrollment 8,416
 Colors Green and White
 Conference Mid-Continent
 Arena/Capacity Jacoby Dickens Center/2,500
 Press Row # 773/995-3641

BASKETBALL FACTS

Head Coach Bridgett Williams
 (Southern Illinois, '87)
 Record at School/Years 0-0/1st
 Career Record/Years 0-0/1st
 Office Phone 773/995-2289
 Assistant Coaches Dana McGraw, Tracee Jones,
 Jasmine Strange

SPORTS INFORMATION

Office Phone 773/995-3238
 Fax Number 773/995-3656
 Basketball Contact Terrence Jackson
 Home Phone 773/731-6516
 Website www.csu.edu
 Faxback 770/558-6000
 Release Code 2020
 Statistics Code 2021

TEAM INFORMATION

1998-99 Record 1-26
 Conference Record/Finish 1-13/8th
 Starters Returning/Lost 0/5
 Letterwinners Returning/Lost 1/11
 Top Returning Scorer Sharanda Carr, 3.1 ppg
 Top Returning Rebounder Shuranda Cair, 2.5 rpg
 Top Newcomer C, Jodi Kammes

FLORIDA INTERNATIONAL

POSSIBLE OPPONENT, FIU FUN IN THE SUN TOURNAMENT

Wed., Dec. 29 - Thu., Dec. 30,
 Miami, Fla.

QUICK FACTS

Location Miami, FL

Founded 1972
 Nickname Golden Panthers
 Enrollment 30,583
 Colors Blue and Gold
 Conference Sun Belt
 Arena/Capacity Golden Panther Arena/5,000
 Press Row # 305/348-3702

BASKETBALL FACTS

Head Coach Cindy Russo (Old Dominion '75)
 Record at School/Years 423-150/20
 Career Record/Years 463-172/22
 Office Phone 305/348-2756
 Assistant Coaches Igne Nissen, Didi Cotton

SPORTS INFORMATION

Office Phone 305/348-2084
 Fax Number 305/348-2963
 Basketball Contact J. Darin Darst
 Home Phone 954/723-9686
 Website www.fiu.edu/~athletic/wbhome
 Faxback 201/461-4071
 Release Code # 7320/7321
 Statistics Code # 7323

TEAM INFORMATION

1998-99 Record 23-7
 Conference Record/Finish 9-3/2nd
 Starters Returning/Lost 2/3
 Letterwinners Returning/Lost 7/7
 Top Returning Scorer F/C, Viktoria Nagy, 9.4 ppg
 Top Returning Rebounder .F/C, Viktoria Nagy, 4.9 rpg
 Top Newcomers F, Cormisha Cotton;
 G, Anita Heller; C, Silvia Mesa

TEMPLE

POSSIBLE OPPONENT, FIU FUN IN THE SUN TOURNAMENT

Wed., Dec. 29 - Thu., Dec. 30,
 Miami, Fla.

QUICK FACTS

Location Philadelphia, PA
 Founded 1884
 Nickname Owls
 Enrollment 30,000
 Colors Cherry and White
 Conference Atlantic 10
 Arena/Capacity The Forum at the Apollo of Temple/
 10,206
 Press Row # 215/204-7445

BASKETBALL FACTS

Head Coach Kristin Foley (Rutgers, '86)
 Record at School/Years 35-75/4
 Career Record/Years 61-131/7
 Office Phone 215/204-1955
 Assistant Coaches Vicky Picott, Darren Bennett,
 Darryl Brown



SPORTS INFORMATION

Office Phone 215/204-7466
 Fax Number 215/204-7499
 Basketball Contact Jon Fuller
 Home Phone 215/769-6784
 Website www.temple.edu/owlspport
 Faxback n/a

TEAM INFORMATION

1998-99 Record 8-19
 Conference Record/Finish 4-12/tied 5th, East
 Starters Returning/Lost 3/2
 Letterwinners Returning/Lost 11/4
 Top Returning Scorer F, Kim Martin, 9.2 ppg
 Top Returning Rebounder ... C, Lisa Jakubowicz, 5.1 rpg
 Top Newcomers G, Regan Apo; F, Christine Cruz

ST. JOHN'S

FIU FUN IN THE SUN TOURNAMENT

Wed., Dec. 29, Miami, Fla.

QUICK FACTS

Location Jamaica, NY
 Founded 1870
 Nickname Red Storm
 Enrollment 18,300
 Colors Red and White
 Conference Big East
 Arena/Capacity Alumni Hall/6,008
 Press Row # 718/990-5713

BASKETBALL FACTS

Head Coach Darcel Estep
 Record at School/Years 0-0/1st
 Career Record/Years 35-49/3
 Office Phone 718/990-6139
 Assistant Coaches Joyce Jenkins, Doug Robertson,
 Bethann Baden

SPORTS INFORMATION

Office Phone 718/990-1522
 Fax Number 718/969-8468
 Basketball Contact Ann Marie Lynch
 Home Phone 718/845-1471
 Website
 Faxback 401/453-0660
 Release Code 1932
 Statistics Code 1933

TEAM INFORMATION

1998-99 Record 13-18
 Conference Record/Finish: 7-11/8th
 Starters Returning/Lost 4/1
 Letterwinners Returning/Lost 9/4
 Top Returning Scorer .. G, Latasha Thompson, 9.1 ppg
 Top Returning Rebounder ... C, Tynisha Myles, 7.1 rpg
 Top Newcomers F, Aiysha Smith; G, Angela Smith

WAKE FOREST

Mon., Jan. 3, Winston-Salem, N.C.

Thur., Feb. 3, Tallahassee, Fla.

QUICK FACTS

Location Winston-Salem, NC
 Founded 1834
 Nickname Demon Deacons
 Enrollment 3,836
 Colors Old Gold & Black
 Conference Atlantic Coast
 Arena/Capacity Joel Coliseum/14,407
 Press Row # 336/727-2945

BASKETBALL FACTS

Head Coach Charlene Curtis (Radford '76)
 Record at School/Years 12-43/2
 Career Record/Years 174-193/13
 Office Phone 336/758-5763
 Assistant Coaches Stacy Cox, Stephanie Lawrence
 Yelton, Beth Kane

SPORTS INFORMATION

Office Phone 336/758-5640
 Fax Number 336/758-5140
 Basketball Contact Jen Hoover
 Home Phone 336/774-0737
 Website www.wakeforestsports.com
 Faxback 336/854-5859
 Release Code # 91250
 Statistics Code # 91252

TEAM INFORMATION

1998-99 Record 8-20
 Conference Record/Finish 3-13/tied 7th
 Starters Returning/Lost: 2/3
 Letterwinners Returning/Lost 10/3
 Top Returning Scorer F, Olivia Dardy, 9.6 ppg
 Top Returning Rebounder F, Olivia Dardy, 6.8 rpg
 Top Newcomers C, Johanna Bjorklund;
 F/C, Tiffani Listenbee


NORTH CAROLINA STATE

Thur., Jan. 6, Tallahassee, Fla.

Sun., Feb. 6, Raleigh, N.C.

QUICK FACTS

Location Raleigh, NC
 Founded 1887
 Nickname Wolfpack
 Enrollment 28,281
 Colors Red and White
 Conference Atlantic Coast



Arena/Capacity Reynolds Coliseum/12,400
 Press Row # 919/515-3393

BASKETBALL FACTS

Head Coach Kay Yow (East Carolina '64)
 Record at School/Years 515-214/24
 Career Record/Years 569-233/28
 Office Phone 919/515-2880
 Assistant Coaches Stephanie Glance,
 Charisse Mapp, Jenny Kusiemski

SPORTS INFORMATION

Office Phone 919/515-1183
 Fax Number 919/515-2898
 Basketball Contact Pam Monk
 Home Phone 919/859-1412
 Website www.ncsu.edu/athletics/
 Faxback 336/854-8787
 Release Code # 71250
 Statistics Code # 71252

TEAM INFORMATION

1998-99 Record 17-12
 Conference Record/Finish 9-7/5th
 Starters Returning/Lost 3/2
 Letterwinners Returning/Lost 8/3
 Top Returning Scorer C, Summer Erb, 21.5 ppg
 Top Returning Rebounder C, Summer Erb, 9.9 rpg
 Top Newcomers G, Terah James;
 G/F Jessica Hawkins

VIRGINIA

Sun., Jan. 9, Tallahassee, Fla.
 Thur., Feb. 10, Charlottesville, Va.

QUICK FACTS

Location Charlottesville, VA
 Founded 1819
 Nickname Cavaliers
 Enrollment 18,417
 Colors Blue and Orange
 Conference Atlantic Coast
 Arena/Capacity University Hall/8,457
 Press Row # 804/296-5910

BASKETBALL FACTS

Head Coach Debbie Ryan (Ursinus '75)
 Record at School/Years 501-174/22
 Career Record/Years 501-174/22
 Office Phone 804/982-5800
 Assistant Coaches Shawn Campbell, Audra Smith,
 Nikki Caldwell

SPORTS INFORMATION

Office Phone 804/982-5500
 Fax Number 804/982-5525
 Basketball Contact Cathy Tapogna Ripley
 Home Phone 804/296-0726
 Website www.virginiaspports.com

Faxback 336/854-5859
 Release Code # 81250
 Statistics Code # 81252

TEAM INFORMATION

1998-99 Record 20-9
 Conference Record/Finish 12-3/2nd
 Starters Returning/Lost 3/2
 Letterwinners Returning/Lost 11/3
 Top Returning Scorer G, Erin Stoval 14.5 ppg
 Top Returning Rebounder F, Lisa Hosac, 4.4 rpg
 Top Newcomers F, Anna Crosswhite;
 F, Marcie Dickson

MARYLAND

Wed., Jan. 12, College Park, Md.
 Sun., Feb. 13, Tallahassee, Fla.

QUICK FACTS

Location College Park, MD
 Founded 1807
 Nickname Terrapins
 Enrollment 33,006
 Colors Red, White, Black and Gold
 Conference Atlantic Coast
 Arena/Capacity Cole Field House/14,500
 Press Row # 301/314-8624

BASKETBALL FACTS


Head Coach Chris Weller (Maryland '66)
 Record at School/Years 453-242/24
 Career Record/Years 453-242/24
 Office Phone 301/314-1747
 Assistant Coaches Christy Winters,
 Jeanette Armentano, Jimmy Howard

SPORTS INFORMATION

Office Phone 301/314-7066
 Fax Number: 301/314-9094
 Basketball Contact Kevin Messenger
 Home Phone 301/982-4675
 Website www.umterps.com
 Faxback 336/854-5859
 Release Code # 91250
 Statistics Code # 91252

TEAM INFORMATION

1998-99 Record 6-21
 Conference Record/Finish 3-13/tied, 7th
 Starters Returning/Lost 4/1
 Letterwinners Returning/Lost 9/1
 Top Returning Scorer F, Deedee Warley, 13.4 ppg
 Top Returning Rebounder C, Branka Bogunovic,
 6.9 rpg
 Top Newcomers G, Terri Daniels; F, Brie Jackson



GEORGIA TECH

Sun., Jan. 16, Tallahassee, Fla.
 Thur., Feb. 17, Atlanta, Ga.

QUICK FACTS

Location Atlanta, GA
 Founded 1885
 Nickname Yellow Jackets, Rambling Wreck
 Enrollment 13,000
 Colors Old Gold and White
 Conference Atlantic Coast
 Arena/Capacity Alexander Memorial Coliseum at McDonald's Center/10,000
 Press Row # 404/894-5458

BASKETBALL FACTS

Head Coach .. Agnus Berenato (Mount St. Mary's '80)
 Record at School/Years 157-155/11
 Career Record/Years 217-210/15
 Office Phone 404/894-5406
 Assistant Coaches Candy Cage, Monique Holland, Mark Miller

SPORTS INFORMATION

Office Phone 404/894-5445
 Fax Number 404/894-1248
 Basketball Contact Chad Austin
 Home Phone 770/590-7683
 Website www.ramblinwreck.com
 Faxback 336/854-5859
 Release Code # 41250
 Statistics Code # 41252

TEAM INFORMATION

1998-99 Record 13-14
 Conference Record/Finish 6-10/6th
 Starters Returning/Lost 3/2
 Letterwinners Returning/Lost 8/3
 Top Returning Scorer G, Niesha Butler, 19.3 ppg
 Top Returning Rebounder F, Regina Tate, 8.7 rpg
 Top Newcomers .. G, Nina Barlin; F/C Tamika Boatner

NORTH CAROLINA

Thur. Jan. 20, Chapel Hill, N.C.
 Tue. Feb. 22, Tallahassee, Fla.

QUICK FACTS

Location Chapel Hill, NC
 Founded 1789
 Nickname Tar Heels
 Enrollment 24,180

Colors Carolina Blue and White
 Conference Atlantic Coast
 Arena/Capacity Carmichael Auditorium/10,000
 Press Row # 919/843-9509

BASKETBALL FACTS

Head Coach Sylvia Hatchell (Carson-Newman '74)
 Record at School/Years 269-133/13
 Career Record/Years 541-213/24
 Office Phone 919/962-5187
 Assistant Coaches Andrew Calder, Ann Hancock, Tracey Williams

SPORTS INFORMATION

Office Phone 919/962-0083/2123
 Fax Number 919/962-0612
 Basketball Contact Dana Gelin
 Home Phone 919/969-8915
 Website www.tarheelblue.com
 Faxback 336/854-5859
 Release Code # 61250
 Statistics Code # 61252

TEAM INFORMATION

1998-99 Record 28-8
 Conference Record/Finish 11-5/3rd
 Starters Returning/Lost 3/2
 Letterwinners Returning/Lost 7/5
 Top Returning Scorer G, Nikki Teasley, 15.4 ppg
 Top Returning Rebounder F, LaQuanda Barksdale, 7.6 rpg
 Top Newcomers G, Jasmyn Huntington; G, Coretta Brown

DUKE

Mon., Jan. 24, Tallahassee, Fla.
 Thu., Feb. 24, Durham, N.C.

QUICK FACTS


Location Durham, NC
 Founded 1838
 Nickname Blue Devils
 Enrollment 6,207
 Colors Royal Blue and White
 Conference Atlantic Coast
 Arena/Capacity: Cameron Indoor Stadium/9,314
 Press Row # 919/684-6186

BASKETBALL FACTS

Head Coach Gail Goestenkors (Saginaw Valley State '85)
 Record at School/Years 148-68/7
 Career Record/Years 148-68/7
 Office Phone 919/613-7548
 Assistant Coaches Gale Valley, Joanne Boyle, Shonta Tabourn

SPORTS INFORMATION

Office Phone 919/684-2633
 Fax Number 919/684-2489



Basketball Contact Joanna Sparkman
 Home Phone 919/361-5495
 Website www.goduke.com
 Faxback 336/851-6064
 Release Code # 21250
 Statistics Code # 21252

TEAM INFORMATION

1998-99 Record 29-7
 Conference Record/Finish 15-1/1st
 Starters Returning/Lost 2/3
 Letterwinners Returning/Lost 8/6
 Top Returning Scorer F/G, Georgia Schweitzer,
 10.0 ppg
 Top Returning Rebounder F, Peppi Browne, 6.3 rpg
 Top Newcomers G, Sheana Mosch; C, Lello Gebisia

CLEMSON

Thu., Jan. 27, Tallahassee, Fla.
 Sun., Feb. 27, Clemson, S.C.

QUICK FACTS

Location Clemson, SC
 Founded 1889
 Nickname Tigers
 Enrollment 16,685
 Colors Orange & Purple
 Conference Atlantic Coast
 Arena/Capacity Littlejohn Colesium/11,020
 Press Row # 864/654-3326

BASKETBALL FACTS

Head Coach Jim Davis (Tennessee-Wesleyan '70)
 Record at School/Years 259-116/12
 Career Record/Years 278-124/13
 Office Phone 864/656-2212
 Assistant Coaches Sam Dixon, Jody Henson,
 Yolanda Settles

SPORTS INFORMATION

Office Phone 864/656-1926
 Fax Number 864/656-0299
 Basketball Contact Sam Blackman
 Home Phone 864/639-4400
 Website www.clemson.com
 Faxback 336/854-5859
 Release Code # 11250
 Statistics Code # 11252

TEAM INFORMATION

1998-99 Record 26-6
 Conference Record/Finish 11-5/tied 3rd
 Starters Returning/Lost 1/4
 Letterwinners Returning/Lost 8/5
 Top Returning Scorer F/C, Erin Batch, 7.6 ppg
 Top Returning Rebounder F/C, Erin Batch, 5.0 rpg
 Top Newcomers G, Chrissy Floyd; G, Yoneko Allen

AUBURN

Sun., Jan. 30, Tallahassee, Fla.

QUICK FACTS

Location Auburn, AL
 Founded 1856
 Nickname Tigers
 Enrollment 21,505
 Colors Burnt Orange and Navy Blue
 Conference Southeastern
 Arena/Capacity Beard-Eaves-Memorial Coliseum/
 10,500
 Press Row # 334/844-1933/1935

BASKETBALL FACTS

Head Coach Joe Ciampi (Mansfield, '68)
 Record at School/Years 468-150/20
 Career Record/Years 507-160/22
 Office Phone 334/844-9200
 Assistant Coaches Kelley Hall, MaChelle Joseph

SPORTS INFORMATION

Office Phone 334/844-9701
 Fax Number 334/844-9708
 Basketball Contact Kirk Sampson
 Home Phone 334/887-0839
 Website www.auburn.edu/athletics
 Faxback 770/399-3066
 Release Code 1440
 Statistics Code 1442

TEAM INFORMATION

1998-99 Record 20-9
 Conference Record/Finish 8-6/4th
 Starters Returning/Lost 5/0
 Letterwinners Returning/Lost 11/2
 Top Returning Scorer G, Tasha Hamilton, 14.6 ppg
 Top Returning Rebounder C, Conswella Sparrow,
 7.3 rpg
 Top Newcomers F, LeCoe Willingham;
 G, LaKeisha Johnson



ROAD HEADQUARTERS

SOUTH FLORIDA

November 20-22

Embassy Suites • 3705 Spectrum Blvd.
Tampa, FL 33612
ph. (813) 977-7066 • fax (813) 977-7933

MERCER

November 29-30

Courtyard Marriott • 3990 Sheraton Drive
Macon, GA 31210
ph. (912) 477-8899 • fax (912) 477-4684

LOYOLA & CHICAGO STATE

December 17-22

Hilton - Chicago & Towers • 720 South
Michigan Ave. • Chicago, IL 60605
ph. (312) 922-4400 • fax (312) 922-5240

FLORIDA INTERNATIONAL

December 28-30

Miami Dadeland Marriott • 9090 S. Dadeland
Blvd. • Miami, FL 33156
ph. (305) 670-1035 • fax (305) 670-9816

WAKE FOREST

January 2-3

Adam's Mark • 425 North Cherry Street
Winston-Salem, NC 27101
ph. (910) 725-3500 • fax (910) 721-2240

MARYLAND

January 11-12

Greenbelt Marriott • 6400 Ivy Lane
Greenbelt, MD 20770
ph. (301) 441-3700 • fax (301) 474-9128

NORTH CAROLINA

January 19-20

Homewood Suites • 3600 Mt. Moriah Road

Durham, NC 27707

ph. (919) 401-0610 • fax (919) 401-2441

NC STATE

February 5-6

Homewood Suites • 5400 Edwards Mill Road
Raleigh, NC 27612
ph. (919) 785-1131 • fax (919) 781-3119

VIRGINIA

February 9-10

Omni Charlottesville • 235 W. Main Street
Charlottesville, VA 22902
ph. (804) 971-5500 • fax (804) 979-4456

GEORGIA TECH

February 16-17

Ritz-Carlton Hotel • 181 Peachtree Street NE
Atlanta, GA 30303
ph. (404) 659-0400 • fax (404) 221-6578

DUKE

February 23-24

Washington Duke Inn • 3001 Cameron
Boulevard • Durham, NC 27706
ph. (919) 490-0999 • fax (919) 493-0015

CLEMSON


February 26-27

James Martin Inn • 100 Madren Center Drive
Clemson, SC 29634
ph. (864) 654-9020 • fax (864) 656-7154

ACC TOURNAMENT

March 2-7

O'Henry Hotel • 624 Green Valley Road
Greensboro, NC 27408
ph. (336) 854-2000 • fax (336) 854-2223



1998-99 REVIEW



- '98-99 Review
- '98-99 Statistics
- Highs & Lows
- Game-By-Game
- Results
- ACC Final Standings
- The Atlantic Coast Conference



1998-99 IN REVIEW

TOUGH SCHEDULE

FSU again played some of the nation's best in 1998-99. The Seminoles played six games against Top 10 opponents and 14 games in all against teams that were ranked among the Top 25 during the season. FSU played 15 games against nine NCAA Tournament teams. Five of those nine teams were Top 4 seeds. Three of FSU's opponents, Louisiana Tech, Georgia and Duke, advanced to the Final Four with the Blue Devils advancing to the championship game.

AYE AYE CAPTAIN

Senior guards Jen Robinson and Val Linley, as chosen by their teammates, served as team captains for the 1998-99 season.



Jen Robinson

COULDN'T STOP COLEMAN

Prior to her season-ending injury on December 26th, Latavia Coleman had scored in double figures in all 10 games this season, but even more remarkable was her shooting accuracy of .547. The junior forward shot 50 percent or better in seven games. She was averaging a team-high 15.0 field goal attempts per game and was making 8.2 of them.

ACC HONORS

Sophomore Brooke Wyckoff and freshman April Traylor were among those who received all-conference honors. Wyckoff, who averaged 13.8 points and 8.0 rebounds in the regular season, was named the the ACC's Third Team. She ranked among the in the league in scoring (12th), rebounding (Tied, 5th), blocks (2nd) and steals (2nd). Traylor earned ACC All-Freshman Team accolades after averaging 12.8 points per game and scoring in double figures in 14 of the last 15 games.

SO CLOSE AND YET...

FSU'S four-point loss to #17 Clemson was almost too close for comfort. FSU has been in nearly every game its played in this season. The Tribe lost eight games by 13 points or less this season, including four games nine points or under!

THE ALL-TIME LEADER

With 388 career assists in 108 games, point guard Jen Robinson is now Florida State's all-time assists leader. The previous record holder was Allison Percy who played for FSU from 1992-95 and had 382 assists in 111 games.

RECORD-SETTING PERFORMANCE

April Traylor's game-high 29 points vs. Florida was not only a career-high for the rookie, but her 22 free throw attempts set a new FSU record. The previous record was 19 attempts set by Tia Paschal in 1993 and also by Carla Williams in 1995.

TRAYLOR HONORED BY LEAGUE

Traylor was named the Atlantic Coast Conference Rookie of the Week for the week of Feb. 15. It is the second such honor this season for the Martinsville, Indiana native.

Traylor was unstoppable as she led all scorers with a career-high 29 points against the Lady Gators of Florida. Traylor also set a new FSU record in the effort with 22 free throw attempts. Along with her outstanding scoring, Traylor added five steals in her 37 minutes of play.

J-ROB RACKS 'EM UP

Jen Robinson was unstoppable in FSU's game vs. Georgia Tech on January 31st. The Albany, Georgia, native scored a career-high 31 points in 34 minutes of play in the contest. She connected on a career-high six



three-pointers and also led all players with five assists. Twenty four of her game-high 31 points came in the second half, including 19 in the game's final 7:39. With the 31 points, Robinson placed herself among an elite group — the Florida State 30-point Club. Only 12 other Florida State players have scored 30 points or more in a game. Teammate Latavia Coleman did it twice this season.

AMAZING GRACEY

Senior Tamara Gracey was simply amazing in the North Carolina game in Chapel Hill. She went a perfect 9-for-9 from the field, 6-for-6 from the free throw line for a career-high 24 points and grabbed a career-high 13 boards.

NOT TOO SHABBY

The Seminoles outrebounded UNC by 10 — 40-30 — its largest margin over an ACC opponent this season. FSU also had its best shooting percentage vs. an ACC opponent vs. North Carolina. In the first game, the Tribe shot .580 while in their second meeting, FSU went .563.

TURNING IT UP

Senior guard Jen Robinson turned it up a notch this season. Not only did she help her teammates to score with a team-high 3.9 assists per game average, she did some of the scoring herself. Through 27 games, Robinson tallied double figures in 17 contests, including a career-high 31 points vs. Georgia Tech. In the first North Carolina game, she scored she scored 18 points. In that game Robinson was unstoppable, shooting 70 percent from the field while also recording six assists and five steals.

WYCKOFF WAS FLYING HIGH

Sophomore Brooke Wyckoff went wild at Maryland with a career-high 28 points, leading both teams. She was 9-for-17 from the field and 9-for-11 from the free throw line. Against Wake Forest, she had one of her best overall games of the season. She scored a career-high 21 points and grabbed 13 rebounds — both game-highs. It was her sixth double-double of the season. All this plus three steals and two assists and blocks in 35 minutes of play.

BIG WIN

FSU's 44-point win over Western Carolina ranks ninth among FSU's Top 10 wins all-time. FSU's biggest win ever was by 84 points — a 100-16 win over West Florida in 1975-76.

IS IT BROOKE OR "BLOCK" WYCKOFF?

Wyckoff, FSU's all-time leader in blocks with 144, had a team-leading 64 swats this season.

SUTTON WAS SOMETHIN'

Angela Sutton had the Seminole fans on their feet in FSU's 83-74 win over South Florida. The 5-10 rookie guard played 28 minutes off of the bench and recorded her first career double-double with 13 points and 11 rebounds. But that wasn't all! Sutton also tallied a game-high six steals in the game and had two assists. She shared rebounding honors with teammate Brooke Wyckoff.

1998-99 DOUBLE-DOUBLES

Wyckoff 14 points, 10 rebounds vs. FIU
 16 points, 11 rebounds vs. South Florida
 19 points, 10 rebounds vs. Georgia
 12 points, 10 rebounds vs. Georgia Tech
 17 points, 11 rebounds vs. Clemson
 21 points, 13 rebounds vs. Wake Forest

18 points, 10 rebounds vs. Florida
 Coleman 30 points, 12 rebounds vs. Louisiana Tech
 21 points, 10 boards vs. Pepperdine
 Sutton 13 points, 11 rebounds vs. South Florida
 Gracey 11 points, 10 rebounds vs. Wake Forest
 24 points, 13 rebounds vs. UNC
 Davidson 15 points, 11 rebounds vs. Wake Forest

THE CENTURY MARK

Florida State's 101 points vs. North Carolina in their first meeting marked the first time since the 1991-92 season that the Tribe had hit the century mark in points. In that year, FSU did it twice within five days with 100 points vs. FAMU on February 24, 1992 and 104 points vs. Oral Roberts on February 29, 1992. In 1997-98, UNC scored 103 in its win over FSU.

OVERTIME GAMES

The Carolina overtime contest was FSU's only OT game of the season and first since last year's game vs. Virginia on February 2nd, 1998. In that game, the Tribe fell 76-83 to the Cavaliers. Overall, FSU is 12-6 in overtime games since 1977-78.

COLEMAN TIES ALL-TIME SINGLE GAME MARK

Latavia Coleman's 30 points vs. No. 3 Louisiana Tech and her 38 points vs. No. 8 North Carolina places her among an elite group — the Florida State 30-point Club. Only 12 other Florida State players have scored 30 points or more in a game. Coleman tied the all-time mark for points in a single game with 38 vs. UNC. Tia Paschal set the mark with 38 points vs. North Carolina in 1993.

SUTTON EARNS ACC ROOKIE

Angela Sutton was named the Atlantic Coast Conference co-Rookie of the Week on November 23rd. Sutton scored 17 points, grabbed three rebounds, had two assists and three steals in just 16 minutes of play off of the bench in FSU's 30-point win over Long Beach State in the first round of the 1998 Tallahassee Democrat Seminole Classic. The rookie went 6-for-10 from the field and 5-for-8 from the charity stripe.

TRAYLOR PEGGED ACC FIRST ROOKIE

Freshman April Traylor was named this season's first Atlantic Coast Conference Rookie of the Week after leading the Seminoles to a 76-67 victory over Tulsa in the squad's season-opener. Traylor scored a game-high 23 points on 8-of-15 from the field, including 2-for-3 from three-point range. She grabbed seven rebounds and posted a team-high six steals while also contributing two assists in 36 minutes of play.

WITH ALL OUR HEART

Since Latavia Coleman went down for the season, the Seminoles didn't play totally without her. Each player and coach placed a garnet-colored heart sticker with the number 30 (Coleman's number) in gold on their shoes. The hearts symbolized Coleman's heart and dedication.

PACKING THE STANDS

The Seminoles enjoyed their best-ever following in 1998-99. Nearly 1,100 people were on hand to see FSU play La. Tech! The Seminole faithful continued to pack the stands, increasing attendance by 30 percent while season ticket sales increased by 400 percent in the team's first season at the Leon County Civic Center.



1998-99 STATISTICS

INDIVIDUAL STATISTICS – ALL GAMES

Record: 7-20 • Home: 5- 8 • Away: 2-11 • Neutral: 0-1

#	PLAYER	G-GS	MIN-AVG	FG-FGA	PCT	3P-3PA	PCT	FT-FTA	PCT	OFF-DEF	TOT-AVG	PF-FD	AT	TO	BL	ST	PTS-AVG
30	Coleman, L	10-10	301-30.1	82-150	.547	0- 4	.000	44- 61	.721	28- 42	70-7.0	29- 1	22	32	4	14	208-20.8
21	Wyckoff, B	27-27	871-32.3	136-314	.433	5- 18	.278	93-140	.664	96-118	214-7.9	102- 7	40	62	64	56	370-13.7
12	Traylor, A	25-23	701-28.0	103-305	.338	21- 75	.280	90-153	.588	34- 47	81-3.2	95-10	46	103	6	34	317-12.7
24	Robinson, J	27-27	873-32.3	125-327	.382	31-116	.267	41- 73	.562	24- 51	75-2.8	47- 0	104	77	1	31	322-11.9
41	Gracey, T	27-25	704-26.1	109-193	.565	0- 2	.000	72- 90	.800	69-100	169-6.3	83- 2	12	78	5	40	290-10.7
23	Davidson, A	27-11	546-20.2	76-167	.455	0- 4	.000	42- 61	.689	30- 71	101-3.7	76- 2	14	64	12	24	194- 7.2
11	Sutton, A	21- 8	468-22.3	56-131	.427	3- 16	.188	22- 35	.629	34- 44	78-3.7	56- 3	27	31	1	43	137- 6.5
33	Fuchs, V	22- 0	123- 5.6	12- 36	.333	3- 17	.176	14- 17	.824	5- 10	15- .7	22- 0	3	14	0	1	41- 1.9
00	Springle, L	27- 3	384-14.2	14- 49	.286	0- 3	.000	17- 28	.607	7- 32	39-1.4	28- 0	29	50	0	26	45- 1.7
25	Brown, L	12- 0	76- 6.3	4- 11	.364	0- 0	.000	6- 6	1.000	2- 9	11- .9	7- 0	1	2	0	0	14- 1.2
10	Linley, V	25- 2	304-12.2	4- 26	.154	0- 3	.000	14- 23	.609	6- 23	29-1.2	29- 0	46	42	1	17	22- .9
51	Bennett, L	13- 0	64- 4.9	3- 7	.429	0- 0	.000	4- 6	.667	2- 8	10- .8	4- 0	0	4	6	0	10- .8
15	Ulysse, S	3- 0	9- 3.0	0- 2	.000	0- 0	.000	0- 0	.000	0- 0	0- .0	0- 0	1	3	0	1	0- .0
Team												128			4		

FLORIDA STATE	27	5424	724-1718	.421	63-258	.244	459-693	.662	337-555	1020-37.8	578	345	566	100	287	1970- 73.0
Opponents	27	5424	771-1702	.453	142-392	.362	466-671	.694	395-720	1115-41.3	591	426	584	70	265	2150- 79.6

SCORE BY HALVES

	1	2	OT	TOTAL	DEADBALL	REBOUNDS
FLORIDA STATE	868	1095	7	1970	0	119
Opponents	972	1160	18	2150	0	110

PER-GAME AVERAGES

PLAYER	G	FG	FGA	3P	3PA	FT	FTA	AT	TO	BS	ST
30 Coleman, L	10	8.2	15.0	0.0	0.4	4.4	6.1	2.2	3.2	0.4	1.4
21 Wyckoff, B	27	5.0	11.6	0.2	0.7	3.4	5.2	1.5	2.3	2.4	2.1
12 Traylor, A	25	4.1	12.2	0.8	3.0	3.6	6.1	1.8	4.1	0.2	1.4
24 Robinson, J	27	4.6	12.1	1.1	4.3	1.5	2.7	3.9	2.9	0.0	1.1
41 Gracey, T	27	4.0	7.1	0.0	0.1	2.7	3.3	0.4	2.9	0.2	1.5
23 Davidson, A	27	2.8	6.2	0.0	0.1	1.6	2.3	0.5	2.4	0.4	0.9
11 Sutton, A	21	2.7	6.2	0.1	0.8	1.0	1.7	1.3	1.5	0.0	2.0
33 Fuchs, V	22	0.5	1.6	0.1	0.8	0.6	0.8	0.1	0.6	0.0	0.0
00 Springle, L	27	0.5	1.8	0.0	0.1	0.6	1.0	1.1	1.9	0.0	1.0
25 Brown, L	12	0.3	0.9	0.0	0.0	0.5	0.5	0.1	0.2	0.0	0.0
10 Linley, V	25	0.2	1.0	0.0	0.1	0.6	0.9	1.8	1.7	0.0	0.7
51 Bennett, L	13	0.2	0.5	0.0	0.0	0.3	0.5	0.0	0.3	0.5	0.0
15 Ulysse, S	3	0.0	0.7	0.0	0.0	0.0	0.0	0.3	1.0	0.0	0.3
FLORIDA STATE	27	26.8	63.6	2.3	9.6	17.0	25.7	12.8	21.0	3.7	10.6
Opponents	27	28.6	63.0	5.3	14.5	17.3	24.9	15.8	21.6	2.6	9.8


FINAL TEAM HIGHS & LOWS

CATEGORY		FLORIDA STATE	OPPONENT
Points 1st Half	High	44 vs #8 North Carolina	55 by Florida
	Low	18 vs NC State	12 by Western Carolina
Points 2nd Half	High	56 vs Long Beach State	60 by Georgia Tech
	Low	29 vs #12 Clemson	27 by Western Carolina
Total Points	High	101 vs #8 North Carolina	112 by #8 North Carolina
	Low	54 vs NC State	39 by Western Carolina
Field Goals Made	High	40 vs #8 North Carolina	44 by #8 North Carolina
	Low	18 vs #12 Clemson	13 by Western Carolina
Field Goals Att	High	79 vs #16 Duke	83 by Wake Forest
	Low	47 vs #12 Clemson	50 by #17 Virginia
Field Goal %	High	.585 vs Long Beach State	.632 by Maryland
	Low	.300 vs #8 Duke	.250 by Western Carolina
3-Pt Field Goals Made	High	9 vs Georgia Tech	11 by #4 Georgia
	Low	0 vs #3 Louisiana Tech	0 by NC State
3-Pt Field Goals Att	High	19 vs #16 Duke	23 by #4 Georgia
	Low	2 vs Cal St. Fullerton	5 by #17 Clemson
3-Pt Field Goal %	High	.529 vs Georgia Tech	.692 by Georgia Tech
	Low	.000 vs #3 Louisiana Tech	.000 by NC State
Free Throws Made	High	28 vs #19 Virginia	31 by Florida
	Low	7 vs Georgia Tech	3 by Wake Forest
Free Throws Att	High	40 vs Florida	43 by Florida
	Low	11 vs Georgia Tech	9 by Wake Forest
Free Throw %	High	.857 vs #9 Duke	.850 by NC State
	Low	.350 vs #17 Virginia	.333 by Wake Forest
Offensive Rebounds	High	24 vs #4 Georgia	26 by #12 Clemson
	Low	6 vs #9 Duke	6 by Cal St. Fullerton
Defensive Rebounds	High	33 vs Wake Forest	38 by Georgia Tech
	Low	12 vs Maryland	16 by Long Beach State
Total Rebounds	High	55 vs #4 Georgia	52 by Georgia Tech
	Low	22 vs Wake Forest	27 by Cal St. Fullerton
Assists	High	23 vs Long Beach State	26 by Maryland
	Low	4 vs #8 Duke	7 by Western Carolina
Blocked Shots	High	8 vs South Florida	8 by #17 Virginia
	Low	0 vs Tulsa	0 by #17 Clemson
Steals	High	22 vs Western Carolina	19 by Maryland
	Low	3 vs #3 Louisiana Tech	5 by Cal St. Fullerton
Turnovers	High	33 vs #10 North Carolina	33 by Cal St. Fullerton
	Low	14 vs #16 Duke	13 by #3 Louisiana Tech
Personal Fouls	High	55 vs #12 Clemson	30 by #19 Virginia
	Low	13 vs Wake Forest	16 by Florida Int'l



GAME-BY-GAME SUMMARY

DATE	OPONENT	RESULT	SCORE	SITE	ATT	HIGH SCORER	HIGH REBOUNDER	HIGH ASSISTS
11/14	Tulsa	Won	76-67	Away	1136	Traylor, A 23	Wyckoff, B 9	Linley, V 5
11/19	#3 Louisiana Tech	Lost	72-88	Home	1097	Coleman, L 30	Wyckoff, B 15	Wyckoff, B 3
11/22	Long Beach State	Won	94-64	Home	637	Wyckoff, B 20	Wyckoff, B 9	Robinson, J 8
11/23	Florida Int'l	Lost	62-75	Home	554	Coleman, L 21	Wyckoff, B 10	Traylor, A 3
12/02	#16 Duke	Lost	72-91	Away	1907	Coleman, L 18	Coleman, L 9	Robinson, J 5
12/05	#8 North Carolina	Lost O/T	101-112	Home	801	Coleman, L 38	Wyckoff, B 7	Robinson, J 6
12/14	South Florida	Won	83-74	Home	511	Wyckoff, B 16	Sutton, A 11	Robinson, J 6
12/17	Pepperdine	Lost	72-75	Away	300	Coleman, L 21	Coleman, L 10	Robinson, J 4
12/19	Cal St. Fullerton	Won	84-73	Away	101	Coleman, L 28	Gracey, T 9	Wyckoff, B 4
12/21	Western Carolina	Won	83-39	Home	605	Wyckoff, B 16	Sutton, A 7	Coleman, L 4
12/30	#4 Georgia	Lost	72-95	Away	3115	Wyckoff, B 19	Wyckoff, B 10	Robinson, J 5
01/02	Georgia Tech	Lost	70-92	Away	1412	Traylor, A 13	Wyckoff, B 10	Robinson, J 3
01/04	NC State	Lost	54-65	Home	434	Gracey, T 19	Gracey, T 9	Wyckoff, B 3
01/07	#12 Clemson	Lost	55-77	Away	2073	Traylor, A 20	Wyckoff, B 11	Robinson, J 5
01/14	Wake Forest	Won	80-57	Home	663	Wyckoff, B 21	Wyckoff, B 13	Robinson, J 7
01/17	Maryland	Lost	76-94	Away	2622	Wyckoff, B 28	Traylor, A 8	Robinson, J 6
01/22	#19 Virginia	Lost	71-80	Home	753	Traylor, A 19	Gracey, T 7	Robinson, J 4
01/25	#9 Duke	Lost	75-92	Home	612	Wyckoff, B 18	Wyckoff, B 4	Linley, V 5
01/28	#10 North Carolina	Lost	76-87	Away	2239	Gracey, T 24	Gracey, T 13	Linley, V 4
01/31	Georgia Tech	Lost	78-86	Home	627	Robinson, J 31	Gracey, T 11	Robinson, J 5
02/04	NC State	Lost	59-84	Away	2215	Traylor, A 20	Sutton, A 8	Robinson, J 3
02/07	#17 Clemson	Lost	67-71	Home	919	Robinson, J 24	Wyckoff, B 9	Robinson, J 4
02/11	Florida	Lost	89-106	Away	1855	Traylor, A 29	Wyckoff, B 10	Traylor, A 5
02/15	Wake Forest	Lost	68-80	Away	728	Traylor, A 16	Wyckoff, B 6	Robinson, J 4
02/18	Maryland	Won	69-63	Home	865	Traylor, A 15	Wyckoff, B 8	Robinson, J 5
02/21	#17 Virginia	Lost	55-73	Away	5569	Gracey, T 15	Wyckoff, B 7	Linley, V 3
02/26	#8 Duke	Lost	57-90	Neutral	3114	Sutton, A 12	Wyckoff, B 7	Linley, V 3



GAME-BY-GAME STATISTICS

DATE	OPPONENT	S	ATTND	FG-FGA	PCT	3P-3PA	PCT	FT-FTA	PCT	OFF-DEF	TOT	PF	AT	TO	BS	ST	PTS
11/14/98		A	1,136	29- 75	.387	3- 12	.250	15- 24	.625	18- 27	45	25	18	20	0	19	76
	Tulsa			19- 51	.373	3- 18	.167	26- 34	.765	10- 35	45	22	13	28	1	8	67
11/19/98	#3 Louisiana Tech	H	1,097	24- 70	.343	0- 7	.000	24- 30	.800	20- 26	46	18	12	18	1	3	72
				35- 71	.493	4- 14	.286	14- 22	.636	13- 28	41	23	11	13	5	11	88
11/22/98	Long Beach State	H	637	38- 65	.585	1- 10	.100	17- 29	.586	13- 27	40	27	23	25	2	17	94
				22- 61	.361	3- 12	.250	17- 31	.548	19- 16	35	27	11	31	2	10	64
11/23/98	Florida Int'l	H	554	24- 53	.453	1- 9	.111	13- 18	.722	10- 26	36	24	10	21	4	7	62
				27- 63	.429	4- 8	.500	17- 25	.680	12- 19	31	16	13	13	1	14	75
12/02/98	#16 Duke	A	1,907	28- 79	.354	4- 19	.211	12- 23	.522	21- 22	43	26	14	14	5	6	72
				32- 61	.525	8- 14	.571	19- 31	.613	14- 35	49	26	21	25	3	6	91
12/05/98	#8 North Carolina	H	801	40- 69	.580	0- 4	.000	21- 34	.618	11- 25	36	17	18	23	6	13	101
				44- 82	.537	9- 21	.429	15- 20	.750	15- 25	40	26	12	19	2	11	112
12/14/98	South Florida	H	511	31- 67	.463	2- 5	.400	19- 29	.655	13- 29	42	17	17	22	8	14	83
				27- 72	.375	5- 18	.278	15- 19	.789	18- 30	48	24	14	26	2	13	74
12/17/98	Pepperdine	A	300	26- 61	.426	0- 4	.000	20- 27	.741	14- 30	44	24	10	16	3	12	72
				28- 65	.431	3- 17	.176	16- 32	.500	18- 28	46	18	11	18	3	8	75
12/19/98	Cal St. Fullerton	A	101	35- 66	.530	0- 2	.000	14- 23	.609	15- 19	34	14	16	25	4	10	84
				30- 54	.556	4- 13	.308	9- 11	.818	6- 21	27	18	18	33	2	5	73
12/21/98	Western Carolina	H	605	33- 60	.550	2- 7	.286	15- 21	.714	12- 31	43	14	16	20	6	22	83
				13- 52	.250	5- 15	.333	8- 10	.800	8- 19	27	17	7	29	3	11	39
12/30/98	#4 Georgia	A	3,115	27- 74	.365	2- 8	.250	16- 26	.615	24- 31	55	22	17	28	4	10	72
				32- 75	.427	11- 23	.478	20- 28	.714	15- 29	44	25	24	19	5	14	95
01/02/99	Georgia Tech	A	1,412	23- 75	.307	3- 13	.231	21- 31	.677	16- 30	46	23	11	24	4	14	70
				29- 71	.408	5- 10	.500	29- 36	.806	14- 38	52	22	13	22	2	12	92
01/04/99	NC State	H	434	23- 64	.359	0- 6	.000	8- 16	.500	16- 21	37	17	8	17	2	8	54
				27- 57	.474	0- 7	.000	11- 16	.688	12- 28	40	20	16	16	2	7	65
01/07/99	#12 Clemson	A	2,073	18- 47	.383	3- 10	.300	16- 22	.727	10- 29	39	55	11	29	5	4	55
				29- 78	.372	5- 12	.417	14- 21	.667	26- 22	48	19	21	13	4	15	77
01/14/99	Wake Forest	H	663	26- 56	.464	2- 8	.250	26- 36	.722	11- 33	44	13	15	19	6	7	80
				26- 83	.313	2- 23	.087	3- 9	.333	26- 26	52	27	13	18	3	10	57
01/17/99	Maryland	A	2,622	27- 64	.422	2- 8	.250	20- 34	.588	24- 12	36	20	11	31	3	12	76
				36- 57	.632	4- 9	.444	18- 27	.667	12- 18	30	24	26	24	3	19	94
01/22/99	#19 Virginia	H	753	19- 53	.358	5- 11	.455	28- 36	.778	12- 16	28	23	11	20	3	7	71
				27- 54	.500	1- 11	.091	25- 31	.806	10- 25	35	30	15	20	6	11	80
01/25/99	#9 Duke	H	612	26- 55	.473	5- 18	.278	18- 21	.857	6- 18	24	17	13	18	2	11	75
				36- 59	.610	11- 19	.579	9- 15	.600	7- 25	32	19	22	17	1	8	92
01/28/99	#10 North Carolina	A	2,239	27- 48	.563	2- 7	.286	20- 27	.741	10- 30	40	29	10	33	3	7	76
				29- 68	.426	7- 19	.368	22- 35	.629	14- 16	30	22	17	14	1	10	87
01/31/99	Georgia Tech	H	627	31- 69	.449	9- 17	.529	7- 11	.636	20- 15	35	23	14	20	4	11	78
				30- 58	.517	9- 13	.692	17- 25	.680	15- 19	34	16	13	19	2	14	86
02/04/99	NC State	A	2,215	23- 68	.338	3- 13	.231	10- 15	.667	15- 23	38	18	7	16	4	7	59
				31- 68	.456	5- 15	.333	17- 20	.850	14- 34	48	20	19	13	5	10	84
02/07/99	#17 Clemson	H	919	23- 56	.411	3- 12	.250	18- 28	.643	13- 21	34	22	10	15	4	7	67
				24- 64	.375	1- 5	.200	22- 28	.786	22- 26	48	19	8	16	0	6	71
02/11/99	Florida	A	1,855	30- 70	.429	3- 11	.273	26- 40	.650	11- 22	33	27	15	16	3	8	89
				35- 63	.556	5- 15	.333	31- 43	.721	17- 35	52	28	23	22	2	7	106
02/15/99	Wake Forest	A	728	24- 55	.436	3- 11	.273	17- 23	.739	7- 15	22	23	9	17	5	11	68
				25- 59	.424	11- 20	.550	19- 26	.731	22- 27	49	20	17	28	2	7	80
02/18/99	Maryland	H	865	25- 64	.391	0- 6	.000	19- 30	.633	14- 19	33	16	15	18	3	17	69
				24- 51	.471	4- 13	.308	11- 21	.524	11- 30	41	24	13	32	0	8	63
02/21/99	#17 Virginia	A	5,569	23- 65	.354	2- 6	.333	7- 20	.350	19- 17	36	24	9	22	3	10	55
				23- 50	.460	7- 14	.500	20- 29	.690	14- 29	43	19	11	27	8	5	73
02/26/99	#8 Duke	N	3,114	21- 70	.300	3- 14	.214	12- 19	.632	16- 15	31	23	4	19	3	13	57
				31- 55	.564	6- 14	.429	22- 26	.846	11- 37	48	20	24	26	0	5	90

FLORIDA STATE		37,464	724-1718	.421	63-258	.244	459-693	.662	391-629	1020	601	344	566	100	287	1970
Opponents			771-1702	.453	142-392	.362	466-671	.694	395-720	1115	591	426	581	70	265	2150



1998-99 ACC STATISTICS

INDIVIDUAL STATISTICS

Record: 2-14 • Home: 2-6 • Away: 0-0 • Neutral: 0-0

#	PLAYER	G-GS	MIN-AVG	FG-FGA	PCT	3P-3PA	PCT	FT-FTA	PCT	OFF-DEF	TOT-AVG	PF-FD	AT	TO	BL	ST	PTS-AVG
30	Coleman, L	2- 2	75-37.5	23- 40	.575	0- 1	.000	10-17	.588	8- 7	15-7.5	7-1	4	8	3	3	56-28.0
12	Traylor, A	16-15	487-30.4	70-208	.337	15-54	.278	63-99	.636	22-34	56-3.5	65-8	27	71	5	22	218-13.6
21	Wyckoff, B	16-16	509-31.8	74-175	.423	2- 11	.182	64-88	.727	52-62	114-7.1	64-7	20	32	38	32	214-13.4
24	Robinson, J	16-16	524-32.8	70-198	.354	25-83	.301	26-49	.531	17-33	50-3.1	29-0	65	49	0	14	191-11.9
41	Gracey, T	16-15	460-28.8	72-124	.581	0- 0	.000	45-58	.776	43-66	109-6.8	52-1	7	50	3	29	189-11.8
23	Davidson, A	16- 9	381-23.8	51-112	.455	0- 1	.000	28-41	.683	19-54	73-4.6	46-1	8	46	9	18	130- 8.1
11	Sutton, A	11- 4	269-24.5	28- 69	.406	3-11	.273	6-13	.462	22-17	39-3.5	35-2	14	13	0	14	65- 5.9
25	Brown, L	7- 0	41- 5.9	2- 6	.333	0- 0	.000	6- 6	1.000	1- 2	3- .4	4-0	1	1	0	0	10- 1.4
00	Springle, L	16- 1	209-13.1	7- 24	.292	0- 2	.000	6-11	.545	3-17	20-1.3	13-0	11	26	0	11	20- 1.3
33	Fuchs, V	12- 0	50- 4.2	5- 16	.313	1- 6	.167	3- 4	.750	1- 4	5- .4	4-0	0	3	0	0	14- 1.2
10	Linley, V	14- 2	196-14.0	3- 13	.231	0- 0	.000	8-17	.471	5- 9	14-1.0	15-0	29	32	1	9	14- 1.0
51	Bennett, L	7- 0	24- 3.4	1- 2	.500	0- 0	.000	3- 4	.750	1- 2	3- .4	1-0	0	2	3	0	5- .7
	Team										70						3

FLORIDA STATE	16	3225	406-987	.411	46-169	.272	268-407	.658	194-307	571- 35.7	335	186	336	62	152	1126-70.4
Opponents	16	3225	472-1020	.463	89-225	.396	271-390	.695	248-423	671-41.9	353	257	324	44	159	1304- 81.5

SCORE BY HALVES

	1	2	OT	TOTAL	DEADBALL	REBOUNDS
FLORIDA STATE	485	634	7	1126	0	76
Opponents	567	719	18	1304	0	69

PER-GAME AVERAGES

PLAYER	G	FG	FGA	3P	3PA	FT	FTA	AT	TO	BS	ST
30 Coleman, L	2	11.5	20.0	0.0	0.5	5.0	8.5	2.0	4.0	1.5	1.5
12 Traylor, A	16	4.4	13.0	0.9	3.4	3.9	6.2	1.7	4.4	0.3	1.4
21 Wyckoff, B	16	4.6	10.9	0.1	0.7	4.0	5.5	1.3	2.0	2.4	2.0
24 Robinson, J	16	4.4	12.4	1.6	5.2	1.6	3.1	4.1	3.1	0.0	0.9
41 Gracey, T	16	4.5	7.8	0.0	0.0	2.8	3.6	0.4	3.1	0.2	1.8
23 Davidson, A	16	3.2	7.0	0.0	0.1	1.8	2.6	0.5	2.9	0.6	1.1
11 Sutton, A	11	2.5	6.3	0.3	1.0	0.5	1.2	1.3	1.2	0.0	1.3
25 Brown, L	7	0.3	0.9	0.0	0.0	0.9	0.9	0.1	0.1	0.0	0.0
00 Springle, L	16	0.4	1.5	0.0	0.1	0.4	0.7	0.7	1.6	0.0	0.7
33 Fuchs, V	12	0.4	1.3	0.1	0.5	0.3	0.3	0.0	0.3	0.0	0.0
10 Linley, V	14	0.2	0.9	0.0	0.0	0.6	1.2	2.1	2.3	0.1	0.6
51 Bennett, L	7	0.1	0.3	0.0	0.0	0.4	0.6	0.0	0.3	0.4	0.0
FLORIDA STATE	16	25.4	61.7	2.9	10.6	16.8	25.4	11.6	21.0	3.9	9.5
Opponents	16	29.5	63.8	5.6	14.1	16.9	24.4	16.1	20.3	2.8	9.9

ACC FINAL STANDINGS

CLEMSON - ACC CHAMPION & NCAA TOURNAMENT REGIONAL SEMIFINALIST
DUKE - NCAA TOURNAMENT NATIONAL FINALIST
NORTH CAROLINA - NCAA TOURNAMENT REGIONAL SEMIFINALIST
NC STATE - NCAA TOURNAMENT SECOND ROUND
VIRGINIA - NCAA TOURNAMENT FIRST ROUND

TEAM	ACC GAMES					ALL GAMES					
	W	L	PCT	HM	RD	W	L	PCT	HM	RD	NEU
Duke	15	1	.938	8-0	7-1	29	7	.806	15-1	9-2	5-4
Virginia	12	4	.750	6-2	6-2	20	9	.690	12-3	7-4	1-2
North Carolina	11	5	.688	6-2	5-3	28	8	.778	16-2	7-3	5-3
Clemson	11	5	.688	6-2	5-3	26	6	.813	14-2	8-3	4-1
NC State	9	7	.563	4-4	5-3	17	12	.586	8-5	6-5	3-2
Georgia Tech	6	10	.375	4-4	2-6	13	14	.481	9-6	4-6	0-2
Maryland	3	13	.188	2-6	1-7	6	21	.222	5-10	1-10	0-1
Wake Forest	3	13	.188	2-6	1-7	8	20	.286	3-8	3-8	2-4
Florida State	2	14	.125	2-6	0-8	7	20	.259	5-8	2-11	0-1

ACC TOURNAMENT

Feb. 26-Mar. 1, Independence Arena, Charlotte, NC:
First Round - #8 Wake Forest d. #7 Maryland 83-66, #1 Duke d. #9 Florida State 90-57. *Second Round* - #4 Clemson d. #5 NC State 52-51, #2 Virginia d. #8 Wake Forest 71-67, #3 North Carolina d. #6 Georgia Tech 87-71. *Semifinals* - Clemson d. Duke 76-71, North Carolina d. Virginia 83-70. *Finals* - Clemson d. North Carolina 87-72.

ACC ALL-TOURNAMENT TEAM

First Team - Itoro Umoh, Clem; Nikki Teasley, UNC; Chanel Wright, UNC, Juana Brown, UNC; Janae Whiteside, FSU. *Second Team* - Amy Geren, Clem; Nikki Blassingame, Clem; Natasha Anderson, Clem; Michele VanGorp, Duke; DeMya Walker, Uva. *MVP* - Itoro Umoh, Clem.

ALL-ATLANTIC COAST CONFERENCE

First Team - Michelle VanGorp, Duke; DeMya Walker, Uva; Summer Erb, NCS; Itoro Umoh, Clem; Amy Geren, Clem. *Second Team* - Nikki Teasley, UNC; Niesha Butler, GaT; Hilary Howard, Duke; Nicole Erickson, Duke; Tynesha Lewis, NCS. *Third Team* - Erin Stovall, Uva; LaQuanda Barksdale, UNC; Juana Brown, UNC; **Brooke Wyckoff, FSU**; Monick Foote, Uva.

ALL-ACC FRESHMAN TEAM

Niesha Butler, GaT; Deedee Warley, Md; **April Traylor, FSU**; LaChina Robinson, WFU; Krista Gingrich, Duke.

ACC PLAYER OF THE YEAR

Summer Erb, NC State

ACC ROOKIE OF THE YEAR

Niesha Butler, Georgia Tech

ACC COACH OF THE YEAR

Gail Goesten Kors, Duke

ACC PLAYERS OF THE WEEK

N16-Juana Brown, UNC; N23-Kenya Williams, GaT; N30-Nicole Erickson, Duke; D7-Nikki Teasley, UNC; D14-Olivia Dardy, WFU & DeMya Walker, Uva; D21-Amy Geren, Clem; J4-Erin Stovall, WFU; J11-Summer Erb, NCS; J18-Nicole Erickson, Duke; J25-Michelle VanGorp, Duke; F1-DeMya Walker, Uva; F8-Summer Erb, NCS; F15-Nikki Teasley, UNC; F22-Nicole Erickson, Duke.

ACC ROOKIES OF THE WEEK

N16-April Traylor, FSU; N23-Niesha Butler, GaT & Angela Sutton, FSU; N30-Niesha Butler, GaT; D7-Niesha Butler, GaT; D14-Deedee Warley, Md; D21-Niesha Butler, GaT; J4-Niesha Butler, GaT; J11-LaChina Robinson, WFU; J18-Ginji Perry, Md; J25-Niesha Butler, GaT; F1-Niesha Butler, GaT; F8-Deedee Warley, Md; **F15-April Traylor, FSU**; F22-Deedee Warley, Md.

THE SEMINOLES IN THE FINAL ACC STATISTICS

SCORING
 Brooke Wyckoff T11th, 13.7 ppg

REBOUNDING
 Brooke Wyckoff T4th, 7.9 rpg

BLOCKS
 Brooke Wyckoff T4th, 2.4 bpg

ASSISTS
 Jen Robinson 5th, 3.9 apg

STEALS
 Brooke Wyckoff 2nd, 2.1 spg
 Angela Sutton 3rd, 2.0 spg

FREE THROW PERCENTAGE
 Tamara Gracey 3rd, .800



THE ATLANTIC COAST CONFERENCE

The Tradition

Consistency. It's the mark of true excellence in any endeavor. However, in today's intercollegiate athletics, competition has become so balanced and so competitive that it is virtually impossible to maintain a high level of consistency.

Yet the Atlantic Coast Conference has defied the odds. Now in its 47th year of competition, the ACC has long enjoyed the reputation as one of the strongest and most competitive intercollegiate conferences in the nation. And that is not mere conjecture, the numbers support it.

Since the league's inception in 1953, ACC schools have captured 75 NCAA and AIAW championships, including 38 in men's competition and 37 in women's. In addition, 115 men and 26 women have earned the coveted title of NCAA champion.

If success is best measured in terms of wins and losses, then the ACC is unrivaled in NCAA history. The men's and women's programs have combined for 19 trips to the Final Four in the last 18 years, and 40 appearances overall. Following the North Carolina women's national championship season of 1994, the first-ever for the league, ACC men's and women's teams have claimed eight titles while finishing second on 12 occasions.

The league's women's basketball program ranks among the best in the country in terms of overall NCAA Tournaments. With 73 appearances and 98 wins, the conference is listed second best in total appearances and total wins.

Over the years, ACC women's basketball teams have gained global recognition through their NCAA Tournament success and television exposure. The 1999-2000 schedule will feature 20 TV games on the league's regional sports network, four games on ESPN2 and one on Lifetime.

ACC Basketball is more than numbers though. The faces behind both programs account for 26 national player of the year honors and 18 national coach of the year awards. In women's play, the ACC has produced 27 first-team All-Americans and eight Olympians, including coaches and student-athletes.

The ACC also stands at the forefront of intercollegiate athletics in terms of academic accomplishments of its student-athletes. Since 1983, 259 women's basketball players have received ACC Academic Honor Roll recognition. The 1998-99 academic year included 38 selections. In addition, ACC basketball players have earned first-team Academic All-America honors six times. Eight players have earned ACC Postgraduate scholarships, while three others were named NCAA Postgraduate Scholars.

1998-99 In Review

The 1998-99 academic year concluded with the league pocketing three more national team titles and seven individual NCAA crowns. In all, the ACC has won 32 national team titles in the last nine years. The past year, the ACC was the only Division I-A conference to have a team play in the national championship game in men's and women's basketball and football.

The ACC's 1998-99 national champions were Mary-

land in women's lacrosse, Virginia in men's lacrosse and Duke in women's golf. In addition, the ACC had six other teams participate in national title games — Florida State in football and baseball, Virginia in women's lacrosse, Duke in men's and women's basketball and North Carolina in women's soccer. Overall, ACC teams posted a 66-45-1 (.595) mark in NCAA Tournament play.

The ACC placed at least one team in the Top 10 nationally in 15 of the 24 sports sponsored by the league. Other records of note during the 1998-99 season include 76 teams competing at NCAA Championships, five bowl teams and 28 Top 10 showings.

Seven ACC teams, in seven different sports representing six of the nine member institutions, earned a No. 1 ranking during the course of the past academic year.

The ACC Academic Honor Roll record was broken for the 12th-straight year in 1998-99 as 1,552 student-athletes were recognized for their work in the classroom.

The Championships

The conference will conduct championship competition in 25 sports during the 1999-2000 academic year — 12 for men and 13 for women.

The first ACC championship was held in swimming on February 25, 1954. The conference did not conduct championships in cross country, wrestling or tennis during the first year.

The 12 sports for men include football, cross country, soccer, basketball, swimming, indoor and outdoor track, wrestling, baseball, tennis, golf and lacrosse. Fencing, which was started in 1971, was discontinued in 1981.

Women's sports were initiated in 1977 with the first championship meet being held in tennis at Wake Forest University, October 6-8. Conference championships for women are currently conducted in cross country, volleyball, field hockey, soccer, basketball, swimming, indoor and outdoor track, tennis, golf, lacrosse, softball and rowing.

A History

The Atlantic Coast Conference was founded on May 8, 1953, at the Sedgefield Inn near Greensboro, N.C., with seven charter members — Clemson, Duke, Maryland, North Carolina, North Carolina State, South Carolina and Wake Forest — drawing up the conference by-laws.

The withdrawal of seven schools from the Southern Conference came early on the morning of May 8, 1953, during the Southern Conference's annual spring meeting. On June 14, 1953, the seven members met in Raleigh, N.C., where a set of bylaws was adopted and the name become officially the Atlantic Coast Conference.


On December 4, 1953, conference officials met again at Sedgefield and officially admitted the University of Virginia. The first, and only, withdrawal of a school from the ACC came on June 30, 1971 when the University of South Carolina tendered its resignation.

The conference operated with seven members until April 3, 1978, when Georgia Tech was admitted. The Atlanta school had withdrew from the Southeastern Conference in January of 1964.

The ACC expanded to nine members on July 1, 1991, with the addition of Florida State.

SEMINOLE RECORD BOOK

- Individual Records
- Team Records
- Season Records
- Career Leaders
- Year-By-Year Leaders
- Postseason Play
- Honors & Awards
- Record Against Opponents
- Year-By-Year Results
- Photo Roster



INDIVIDUAL & TEAM RECORDS

INDIVIDUAL RECORDS

POINTS

GAME — 38, L. Coleman vs. UNC (12/5/98); T. Paschal vs. UNC (1/10/93)

SEASON — 710, S. Galkantas (1981-82)
CAREER — 2323, S. Galkantas (1980-84)

FIELD GOALS MADE

GAME — 17, L. Lasseter vs. S.W. Louisiana (12/16/79)
SEASON — 282, S. Galkantas (1981-82)
CAREER — 919, S. Galkantas (1980-84)

FIELD GOAL PERCENTAGE

SEASON — .656, C. Dishman (1990-91)
CAREER — .605, C. Dishman (1989-92)

SCORING AVERAGE

SEASON — 21.6, S. Galkantas (1981-82)
CAREER — 19.4, S. Galkantas (1980-84)

FIELD GOALS ATTEMPTED

GAME — 34, B. Burnett vs. Georgia Southern (12/16/87)
SEASON — 536, S. Galkantas (1981-82)
CAREER — 1753, S. Galkantas (1980-84)

3 POINT FIELD GOALS

GAME — 7, C. Derlak vs. UT Chattanooga (11/26/93)
SEASON — 51, W. Hampton (51-163) (1996-97)
CAREER — 134, W. Hampton (1994-98)

3 POINT FIELD GOAL PERCENTAGE

SEASON — .475, R. Storey (47-99) (1988-89)
CAREER — .342, C. Derlak (1990-94)

FREE THROWS MADE

GAME — 14, T. Paschal vs. UNC (1/10/93) & Florida (12/15/91); W. Burns vs. Memphis State (1/19/91); S. Galkantas vs. Tulane (2/5/83) & Memphis State (2/14/83)
SEASON — 282, S. Galkantas (1981-82)
CAREER — 485, S. Galkantas (1980-84)

FREE THROW ATTEMPTS

GAME — 22, A. Traylor vs. Florida (2/11/99)
SEASON — 244, C. Williams (1995-96)
CAREER — 651, S. Galkantas (1980-84)

FREE THROW PERCENTAGE

SEASON — .857, W. Burns (1989-90)
CAREER — .788, L. Foglio (1981-83)

REBOUNDS

GAME — 23, L. Lasseter vs. S. Florida (12/2/78)
SEASON — 336, C. Rivers (1977-78)
CAREER — 1029, C. Rivers (1976-80)

REBOUND AVERAGE


SEASON — 14, C. Rivers (1977-78)
CAREER — 10.8, B. Cliette (1982-87)

ASSISTS

GAME — 14, S. Silsby vs. Flagler (2/6/76)
SEASON — 184, S. Silsby (1977-78)
CAREER — 382, A. Peercy (1991-95)



Cherry Rivers averaged a record 14 rebounds per game in 1977-78.



STEALS

GAME — 10, W. Burns vs. Alabama (1/24/89)
SEASON — 96, T. Paschal (1992-93)
CAREER — 388, J. Robinson (1996-99)

BLOCKS

GAME — 8, B. Wyckoff vs. SW Missouri State (12/21/97)
SEASON — 80, B. Wyckoff (1997-98)
CAREER — 144, B. Wyckoff (1998-99)

TEAM RECORDS

POINTS

MOST GAME — 114 vs. Stetson (2/6/91)
MOST SEASON — 2,883 (1981-82)
LEAST GAME — 26 vs. Clemson (2/7/94)
LEAST SEASON — 488 (1973-74)

FIELD GOALS MADE

MOST GAME — 49 vs. Stetson (2/6/91)
MOST SEASON — 1,171 (1981-82)
LEAST GAME — 8 vs. Clemson (2/7/94)
LEAST SEASON — 538 (1993-94)

FIELD GOAL ATTEMPTS

MOST GAME — 97 vs. Florida (12/4/78)
MOST SEASON — 2,384 (1979-80)
LEAST GAME — 35 vs. Clemson (2/7/94)
LEAST SEASON — 1,051 (1973-74)

FIELD GOAL PERCENTAGE

HIGH GAME — .731 vs. Denver (12/15/80)
HIGH SEASON — .520 (1990-91)
LOW GAME — .214 vs. Alabama (12/31/93)
LOW SEASON — .340 (1973-74)

3 POINT FIELD GOALS MADE

MOST GAME — 11 vs. UT-Chattanooga (11/26/93)
MOST SEASON — 106 (1993-94)
LEAST GAME — 0 Several Times
LEAST SEASON — 32 (1991-92)

3 POINT FIELD GOAL ATTEMPTS

MOST GAME — 31 vs. Auburn (1/17/91)
MOST SEASON — 389 (1996-97)
LEAST GAME — 0 vs. Lamarr (11/29/91)
LEAST SEASON — 120 (1991-92)

FREE THROWS MADE

MOST GAME — 36 vs. Fordham (12/31/84)
MOST SEASON — 573 (1990-91)
LEAST GAME — 1 vs. Georgia S. Western (1986) and Duke (1995-96)
LEAST SEASON — 245 (1996-97)

FREE THROW ATTEMPTS

MOST GAME — 51 vs. Georgia Tech (1/31/96) (3OT)
MOST SEASON — 826 (1990-91)
LEAST GAME — 3 vs. S. Carolina (1982); vs. Florida (11/23/96)
LEAST SEASON — 419 (1996-97)

FREE THROW PERCENTAGE

HIGH GAME — .952 (20-21) vs. N. Carolina (1/4/95)



Christy Derlak, Chantelle Dishman and Alison Arnoldi.

HIGH SEASON — .701 (1991-92)
LOW GAME — .167 vs. Duke (1/3/97)
LOW SEASON — .510 (1973-74)

REBOUNDS

HIGH GAME — 71 vs. Stetson (11/29/87)
HIGH SEASON — 1,545 (1981-82)
LOW GAME — 13 vs. Maryland (1994)
LOW SEASON — 774 (1993-94)

REBOUND AVERAGE


HIGH SEASON — 45.5 (1986-87)
LOW SEASON — 28.7 (1993-94)

ASSISTS

HIGH GAME — 29 vs. FAMU (1/20/82) & (1/21/91)
HIGH SEASON — 601 (1981-82)
LOW GAME — 2 vs. Tulane (1984-85), Texas Tech (1994-95)
LOW SEASON — 169 (1973-74)

STEALS

HIGH GAME — 29 vs. S. Alabama (1989-90)
HIGH SEASON — 406 (1981-82)
LOW GAME — 1 vs. Georgia Tech (1995-96)
LOW SEASON — 224 (1993-94)



SEASON RECORDS

POINTS

1. Sue Galkantas, 1981-82 710 pts in 29 games
2. Sue Galkantas, 1980-81 627 pts in 34 games
3. Wanda Burns, 1990-91 572 pts in 31 games
4. Bev Burnette, 1987-88 533 pts in 25 games
5. Tia Paschal, 1992-93 524 pts in 27 games
6. Wanda Burns, 1989-90 515 pts in 29 games
7. Cherry Rivers, 1979-80 514 pts in 31 games
8. Chantelle Dishman, 1990-91 503 pts in 31 games
9. Sue Galkantas, 1983-84 495 pts in 28 games
10. Sue Galkantas, 1982-83 491 pts in 29 games

SCORING AVERAGE

1. Sue Galkantas, 1981-82 21.6 (627 pts in 29 games)
2. Bev Burnette, 1987-88 21.3 (533 pts in 25 games)
3. Sue Galkantas, 1980-81 20.9 (710 pts in 34 games)
4. Tia Paschal, 1992-93 19.4 (524 pts in 27 games)
5. Wanda Burns, 1990-91 18.5 (572 pts in 31 games)
6. Laine Lasseter, 1978-79 18.4 (415 pts in 22 games)
7. Wanda Burns, 1989-90 17.8 (515 pts in 29 games)
- Cherry Rivers, 1978-79 17.8 (464 pts in 26 games)
- Jackie Arnold, 1977-78 17.8 (410 pts in 23 games)
10. Latavia Coleman, 1997-98 .. 17.7 (443 pts in 25 games)
- Sue Galkantas, 1983-84 17.7 (495 pts in 31 games)

STEALS

1. Tia Paschal, 1992-93 96 in 27 games
2. Brenda Cliette, 1986-87 94 in 24 games
3. Wanda Burns, 1989-90 77 in 30 games
- Brenda Cliette, 1982-83 77 in 29 games
5. Tia Paschal, 1990-91 75 in 32 games
6. Glenda Stokes, 1991-92 68 in 37 games
7. Chris Davis, 1990-91 66 in 32 games
8. Danielle Ryan, 1990-91 65 in 32 games
9. Lisa Foglio, 1981-82 64 in 26 games
10. Allison Peercy, 1992-93 63 in 26 games

REBOUNDS

1. Cherry Rivers, 1976-77 336 in 24 games
2. Brenda Cliette, 1986-87 302 in 24 games
3. Sue Galkantas, 1981-82 296 in 34 games
4. Glenda Stokes, 1979-80 294 in 35 games
5. Glenda Stokes, 1981-82 276 in 37 games
6. Sue Galkantas, 1980-81 270 in 29 games
7. Lorraine Rimson, 1983-84 269 in 31 games
- Brenda Cliette, 1982-83 269 in 29 games
9. LeeVayn Oliver, 1981-82 260 in 35 games
10. Cherry Rivers, 1979-80 257 in 31 games

REBOUND AVERAGE

1. Cherry Rivers, 1976-77 14.0 (336 in 24 games)
2. Brenda Cliette, 1986-87 12.6 (302 in 24 games)
3. Cherry Rivers, 1977-78 10.3 (226 in 22 games)
4. Laine Lasseter, 1978-79 10.0 (222 in 22 games)
5. Brenda Cliette, 1982-83 9.3 (269 in 29 games)
- Sue Galkantas, 1980-81 9.3 (270 in 29 games)
7. Chantelle Dishman, 1991-92 8.8 (246 in 28 games)
8. Lorraine Rimson, 1983-84 8.7 (269 in 31 games)
- Sue Galkantas, 1981-82 8.7 (296 in 34 games)
10. Glenda Stokes, 1979-80 8.4 (294 in 35 games)

ASSISTS

1. Shirley Silsby, 1976-77 184 in 23 games
2. Sheri Kaminski, 1983-84 155 in 31 games
3. Wanda Burns, 1990-91 136 in 31 games

4. Lynn Marnie, 1981-82 135 in 36 games
5. Allison Peercy, 1992-93 129 in 26 games
6. Rose Harper, 1979-80 125 in 35 games
- Sunnie O'Neil, 1979-80 125 in 35 games
8. Allison Peercy, 1994-95 123 in 30 games
9. Robin Corn, 1989-90 119 in 30 games
10. Jen Robinson, 1996-97 110 in 27 games

BLOCKS

1. Brooke Wyckoff, 1997-98 80
2. Brooke Wyckoff, 1998-99 64
3. Laine Lasseter, 1980-81 48
4. Mary Buchanon, 1986-87 34
4. Sarah Hall, 1985-86 32
- Brenda Cliette, 1982-83 32
6. Sarah Hall, 1984-85 30
7. Chantelle Dishman, 1990-91 27
- Chris Davis, 1989-90 27
9. Kristy White, 1995-96 26
10. Lysa Moorefield, 1996-97 24
- Sarah Hall, 1986-87 24

FIELD GOAL ATTEMPTS

1. Sue Galkantas, 1981-82 536
2. Sue Galkantas, 1980-81 520
3. Tia Paschal, 1992-93 418
4. Wanda Burns, 1989-90 404
5. Wanda Burns, 1990-91 396
6. Christy Derlak, 1993-94 388
7. Lorraine Rimson, 1983-84 376
8. Sue Galkantas, 1983-84 374
9. Chris Davis, 1989-90 372
10. Lisa Foglio, 1982-83 357

FIELD GOALS

1. Sue Galkantas, 1981-82 282
2. Sue Galkantas, 1980-81 261
3. Tia Paschal, 1992-93 219
4. Sue Galkantas, 1983-84 192
5. Lisa Foglio, 1981-82 190
6. Chantelle Dishman, 1991-92 187
7. Wanda Burns, 1991-92 186
- Wanda Burns, 1989-90 186
9. Sue Galkantas, 1982-83 184
- Lisa Foglio, 1982-83 184

FIELD GOAL PERCENTAGE

(MINIMUM OF 100)

1. Chantelle Dishman, 1990-91.656 (191-291 in 31 games)
2. Glenda Stokes, 1982-83602 (103-171 in 29 games)
3. Lisa Foglio, 1981-82596 (190-319 in 26 games)
4. Chantelle Dishman, 1991-92.582 (146-251 in 28 games)
5. Sue Galkantas, 1982-83570 (184-323 in 29 games)
6. Chantelle Dishman, 1989-90.565 (131-232 in 29 games)
7. Laine Lasseter, 1979-80560 (162-290 in 21 games)
8. LeeVayn Oliver, 1983-84534 (140-262 in 31 games)
9. Sue Galkantas, 1981-82526 (282-535 in 34 games)
10. Tia Paschal, 1992-93524 (219-418 in 27 games)

FREE THROW PERCENTAGE

(MINIMUM OF 50)

1. Wanda Burns, 1990-91827 (115-139 in 29 games)
2. Lisa Foglio, 1982-83819 (77-94 in 29 games)
3. Chris Davis, 1989-90809 (76-94 in 30 games)
- Sheri Kaminski, 1984-85809 (51-63 in 24 games)
5. Danielle Ryan, 1991-92805 (91-113 in 28 games)
6. Lisa Foglio, 1980-81802 (65-81 in 27 games)
7. Tamara Gracey, 1998-99)800 (72-90 in 27 games)
8. Danielle Ryan, 1992-93800 (72-90 in 27 games)



- 9. Sue Galkantas, 1982-83799 (123-154 in 29 games)
- 10. Wanda Burns, 1990-91 791 (125-158 in 31 games)

THREE POINT ATTEMPTS

- 1. Wendy Hampton, 1996-97 163
- 2. Christy Derlak, 1993-94 138
- 3. Wendy Hampton, 1997-98 118
- 4. Tanisha Rickman, 1994-95 117
- 5. Jen Robinson, 1998-99 116
- 6. Wanda Burns, 1990-91 111
- 7. Alison Arnoldi, 1993-94 102
- 8. Jen Robinson, 1996-97 101
- 9. Wanda Burns, 1989-90 100
- 10. Robin Storey, 1988-89 99

3-POINT FIELD GOALS MADE

(MINIMUM OF 10)

- 1. Wendy Hampton, 1996-97 51 in 27 games
- 2. Robin Storey, 1988-89 47 in 27 games
- 3. Wanda Burns, 1990-91 41 in 31 games
- 4. Wendy Hampton, 1997-98 40 in 27 games
- 5. Jen Robinson, 1998-99 31 in 27 games
- 6. Tanisha Rickman, 1994-95 31 in 26 games
- 7. Wendy Hampton, 1995-96 28 in 28 games
- Allison Peercy, 1994-95 28 in 30 games
- Wanda Burns, 1989-90 28 in 29 games
- 10. Jen Robinson, 1996-97 24 in 27 games

3-POINT FIELD GOAL PERCENTAGE

(MINIMUM OF 10 MADE)

- 1. Robin Storey, 1988-89 475 (47-99 in 27 games)
- 2. Danielle Ryan, 1992-93 422 (19-45 in 27 games)
- 3. Wendy Hampton, 1995-96 373 (28-75 in 28 games)
- 4. Christy Derlak, 1992-93 348 (23-66 in 27 games)
- 5. Wendy Hampton, 1997-98 ... 339 (40-118 in 27 games)
- 6. Alison Arnoldi, 1992-93 333 (12-36 in 25 games)
- Wanda Burns, 1990-91 333 (41-123 in 31 games)
- 8. Wendy Hampton, 1994-95 326 (15-46 in 30 games)
- 9. Allison Peercy, 1994-95 322 (28-87 in 30 games)
- 10. Wendy Hampton, 1996-97 ... 313 (51-163 in 27 games)
- Anja Pedersen, 1994-95 313 (21-67 in 30 games)

30-POINT CLUB

- 38 Latavia Coleman vs. UNC (1998)
- 38 Tia Paschal vs. UNC (1993)
- 37 Sue Galkantas vs. Florida (1980)
- 36 Tia Paschal vs. Maryland (1993)
- 34 Chantelle Dishman vs. Marquette (1991)
- 34 Bev Burnett vs. Florida A&M(1986),
 Virginia Tech (1988)
- 34 Sue Galkantas vs. Tulane (1983), Florida A&M (1986)
- 34 Laine Lasseter vs. SE Louisiana (1980)
- 33 Christy Derlak vs. UT-Chattanooga (1993)
- 33 Danielle Ryan vs. Maryland (1993)
- 33 Sue Galkantas vs. Middle Tennessee State (1983),
 vs. Georgia State (1980), vs. Virginia Tech (1982)
- 33 Laine Lasseter vs. Mercer (1981)
- 32 Bev Burnett vs. South Florida (1986)
- 32 Sue Galkantas vs. South Alabama (1986)
- 32 Laine Lasseter vs. Florida (1986)
- 31 Jen Robinson vs. Georgia Tech (1999)
- 31 Wanda Burns vs. Southern Mississippi (1990)
- 31 Bev Burnett vs. Southern Mississippi (1989)
- 31 Laine Lasseter vs. Florida (1979)
- 30 Latavia Coleman vs. Louisiana Tech (1998)
- 30 Lysa Moorefield vs. Ga.Tech (1998)
- 30 Christy Derlak vs. Duke (1994)
- 30 Bev Burnett vs. Southern Mississippi, Louisville,
 Georgia Southern (1988)
- 30 Lisa Foglio vs. Miami (1982)

- 30 Sue Galkantas vs. Kent State,
 Memphis State, Tulane (1982)
- 30 Cherry Rivers vs. Miami (1980)

REBOUND CLUB

- 23 Laine Lasseter vs. South Florida (1978)
- 21 Glenda Stokes vs. Virginia Tech (1982)
- 19 Carla Williams vs. Furman (1996)
- 19 LeeVayn Oliver vs. Cincinnati (1981)
- 19 Chris Brokas vs. Troy State (1979)
- 18 Sarah Hall vs. Central Florida (1986)
- 17 Ursula Woods vs. Maryland (1993)
- 17 Chantelle Dishman vs. Miami (1991)
- 17 Sarah Hall vs. West Georgia (1986)
- 17 Lorraine Rimson vs. Georgetown, vs. Radford (1986)
- 17 Brenda Cliette vs. Montclair State (1983)
- 17 Sue Galkantas vs. Florida (1979),
 vs. Georgia Tech (1980)
- 17 Laine Lasseter vs. Florida (1979)
- 16 Tracy Walker vs. Miami (1990)
- 16 Sarah Hall vs. Memphis State (1988)
- 16 Lorraine Rimson vs. Florida A&M, vs. Cincinnati (1984)
- 16 Cherry Rivers vs. Louisville (1979), vs. Miami (1980)
- 16 Laine Lasseter vs. Alabama-Birmingham (1978),
 vs. Appalachian State (1979)



Bev Burnett reached the 30-point plateau six times in her career.

