

CAREER STATISTICAL LEADERS

POINTS

1. Sue Galkantas, 1980-84 2323 in 120 games
2. Tia Paschal, 1989-93 1662 in 116 games
3. Cherry Rivers, 1976-80 1636 in 103 games
4. Bev Burnett, 1984-89 1509 in 97 games
5. Wanda Burns, 1988-91 1394 in 87 games
6. Chris Davis, 1987-91 1365 in 110 games
7. Danielle Ryan, 1989-93 1289 in 117 games
8. Chantelle Dishman, 1989-93 1278 in 94 games
9. Laine Lasseter, 1978-82 1265 in 86 games
10. Lisa Foglio, 1980-83 1227 in 82 games

SCORING AVERAGE

1. Sue Galkantas, 1980-83 19.4 (2323 in 120 games)
2. Wanda Burns, 1988-91 16.0 (1394 in 87 games)
3. Cherry Rivers, 1976-80 15.9 (1636 in 103 games)
4. Jackie Arnold, 1977-79 15.8 (727 in 46 games)
5. Bev Burnett, 1984-89 15.6 (1509 in 97 games)
6. Latavia Coleman, 1997-99 15.5 (961 in 62 games)
7. Lisa Foglio, 1980-83 15.0 (1227 in 82 games)
8. Lorraine Rimson, 1983-85 14.6 (1138 in 78 games)
9. Laine Lasseter, 1978-82 14.6 (1265 in 86 games)
10. Tia Paschal, 1989-93 14.3 (1662 in 116 games)

STEALS

1. Tia Paschal, 1989-93 269 in 116 games
2. Chris Davis, 1987-91 221 in 110 games
3. Glenda Stokes, 1979-83 201 in 110 games
4. Danielle Ryan, 1989-93 197 in 117 games
5. Cherry Rivers, 1976-80 189 in 103 games
6. Lisa Foglio, 1980-83 181 in 82 games
7. Robin Corn, 1987-92 175 in 42 games
8. Wanda Burns, 1988-91 172 in 87 games
9. Brenda Cliette, 1982-87 171 in 53 games
10. Sheri Kaminski, 1980-84 171 in 98 games

REBOUNDS

1. Cherry Rivers, 1976-80 1026 in 103 games
2. Sue Galkantas, 1980-84 1006 in 120 games
3. Glenda Stokes, 1979-83 938 in 130 games
4. LeeVayn Oliver, 1980-84 869 in 122 games
5. Sarah Hall, 1984-88 785 in 110 games
6. Chantelle Dishman, 1989-93 777 in 94 games
7. Tia Paschal, 1989-93 703 in 116 games
8. Lorraine Rimson, 1983-86 652 in 78 games
9. Laine Lasseter, 1978-82 624 in 86 games
10. Chris Brokas, 1976-79 580 in 64 games

REBOUND AVERAGE

1. Brenda Cliette, 1982-87 10.8 (571 in 53 games)
2. Cherry Rivers, 1976-80 10.0 (1029 in 103 games)
3. Chris Brokas, 1976-79 9.1 (530 in 64 games)
4. Lorraine Rimson, 1983-85 8.4 (1006 in 122 games)
5. Sue Galkantas, 1980-84 8.4 (652 in 78 games)
6. Chantelle Dishman, 1989-93 8.2 (777 in 94 games)
7. Brooke Wyckoff, 1997-98 8.0 (216 in 27 games)
8. Glenda Stokes, 1979-83 7.2 (938 in 130 games)
9. Laine Lasseter, 1978-82 7.2 (624 in 86 games)
10. Sarah Hall, 1984-88 7.1 (785 in 110 games)
- LeeVayne Oliver, 1980-84 7.1 (869 in 122 games)
- Jackie Arnold, 1977-79 7.1 (325 in 46 games)

ASSISTS

1. Jen Robinson, 1996-99 388 in 108 games
2. Allison Peercy, 1992-95 382 in 111 games
3. Robin Corn, 1987-92 360 in 112 games
4. Sheri Kaminski, 1983-87 355 in 98 games
5. Shirley Silsby, 1976-79 348 in 69 games
6. Wanda Burns, 1988-91 331 in 69 games
7. Danielle Ryan, 1989-93 301 in 87 games
8. Lynn Marnie, 1980-83 293 in 86 games
9. Chris Davis, 1987-91 282 in 110 games
10. Lisa Foglio, 1980-83 274 in 82 games

FIELD GOAL PERCENTAGE

1. Chantelle Dishman, 1989-93601 (483-803 in 94 games)
2. Lisa Foglio, 1980-83542 (513-946 in 82 games)
3. Sue Galkantas, 1980-84524 (919-1753 in 120 games)
4. Laine Lasseter, 1978-82521 (540-1036 in 86 games)
5. LeeVayn Oliver, 1980-84520 (498-957 in 122 games)
6. Danielle Ryan, 1989-93514 (508-989 in 117 games)
7. Glenda Stokes, 1979-83504 (417-827 in 130 games)
8. Tia Paschal, 1989-91502 (683-1360 in 116 games)
9. Carla Williams, 1994-96495 (214-432 in 58 games)
10. Chris Davis, 1987-91481 (527-1134 in 110 games)

FREE THROW PERCENTAGE

1. Lisa Foglio, 1980-83788 (201-255 in 82 games)
2. Wanda Burns, 1988-91777 (271-349 in 87 games)
3. Danielle Ryan, 1989-92761 (251-330 in 114 games)
4. Allison Peercy, 1992-95738 (298-393 in 111 games)
5. Sue Galkantas, 1980-84745 (485-651 in 120 games)
6. Carla Williams, 1994-96743 (342-460 in 58 games)
7. Allison Peercy, 1991-93743 (110-148 in 54 games)
8. Sheri Kaminski, 1983-87732 (208-284 in 98 games)
9. Bev Burnett, 1984-87708 (354-500 in 97 games)
10. Tia Paschal, 1989-93703 (286-407 in 116 games)

GAMES PLAYED

1. Glenda Stokes, 1979-83 130
2. LeeVayne Oliver, 1980-84 122
3. Sue Galkantas, 1980-84 120
4. Danielle Ryan, 1989-93 117
5. Tia Paschal, 1989-93 116
6. Christy Derlak, 1990-94 113
7. Wendy Hampton, 1994-98 112
- Robin Corn, 1985-89 112
9. Lysa Moorefield, 1994-98 111
- Allison Peercy, 1991-95 111
- Rose Harper, 1977-81 111



Jen Robinson is FSU's all-time assists leader.

INDIVIDUAL YEAR-BY-YEAR LEADERS

POINTS

YEAR	NAME	GAMES	POINTS	AVG
1999	B. Wyckoff	27	370	13.7
1998	L. Coleman	25	443	17.7
1997	L. Coleman	27	310	11.5
1996	C. Williams	28	443	15.8
1995	A. Peercy	30	388	12.9
1994	C. Derlak	27	464	17.1
1993	T. Paschal	27	524	19.4
1992	T. Paschal	29	440	15.7
1991	W. Burns	28	490	17.5
1990	W. Burns	29	515	17.8
1989	B. Burnette	23	365	15.9
1988	B. Burnette	25	533	21.3
1987	V. Harris	26	358	13.8
1986	S. Hall	28	298	10.6
1985	L. Rimson	24	391	16.3
1984	S. Galkantas	28	495	17.6
1983	S. Galkantas	29	491	16.9
1982	S. Galkantas	29	710	24.4
1981	S. Galkantas	34	637	18.4
1980	C. Rivers	31	514	16.5
1979	C. Rivers	36	464	12.8
1978	J. Arnold	23	410	17.8
1977	C. Rivers	24	336	14.0
1976	C. Brokas	29	389	13.4
1974	M. Graham	18	153	8.5

FIELD GOAL PERCENTAGE

YEAR	NAME	GAMES	FG/FGA	PERCENT
1999	T. Gracey	27	109/193	.565
1998	B. Wyckoff	27	96/204	.471
1997	L. Moorefield	27	124/259	.479
1996	C. Williams	28	127/243	.460
1995	C. Williams	30	87/189	.460
1994	K. Cobbins	26	49/92	.532
1993	T. Paschal	27	219/418	.524
1992	C. Dishman	28	146/251	.582
1991	C. Dishman	31	191/291	.656
1990	T. Walker	28	74/125	.592
1989	A. Harvis	27	77/139	.554
1988	S. Grimes	16	14/23	.609
1987	V. Harris	26	107/249	.440
1986	V. Bourmnight	25	81/167	.485
1985	C. Slater	28	152/316	.481
1984	L. Oliver	31	140/262	.534
1983	G. Stokes	29	103/171	.602
1982	L. Foglio	26	190/319	.595
1981	L. Lasseter	28	154/296	.520
1980	L. Lasseter	21	162/290	.560
1979	L. Lasseter	22	173/348	.497
1974	M. Graham	18	86/208	.410

FIELD GOALS MADE

YEAR	NAME	NUMBER
1999	B. Wyckoff	136
1998	L. Coleman	164
1997	L. Coleman	130
1996	C. Williams	127
1995	A. Peercy	128
1994	C. Derlak	150
1993	T. Paschal	219
1992	T. Paschal	176
1991	W. Burns	203
1990	W. Burns	186
1989	C. Davis	151
1988	C. Burnett	201
1987	V. Harris	161
1986	B. Burnett	141
1985	L. Rimson & C. Slater	152
1984	S. Galkantas	192
1983	S. Galkantas & L. Foglio	184

1982	S. Galkantas	282
1981	S. Galkantas	261
1980	C. Rivers	216

FIELD GOAL ATTEMPTS


YEAR	NAME	ATTEMPTS
1999	J. Robinson	327
1998	L. Coleman	356
1997	J. Robinson	331
1996	C. Williams	243
1995	A. Peercy	319
1994	C. Derlak	388
1993	T. Paschal	418
1992	T. Paschal	349
1991	W. Burns	435
1990	W. Burns	404
1989	B. Burnett	311
1988	B. Burnett	459
1987	V. Harris	374
1986	B. Burnett	299
1985	L. Rimson	334
1984	L. Rimson	376
1983	L. Foglio	357
1982	S. Galkantas	536
1981	S. Galkantas	520
1980	C. Rivers	476

FREE THROW PERCENTAGE

YEAR	NAME	GAMES	FT/FTA	PERCENT
1999	T. Gracey	27	72/90	.800
1998	V. Linley	28	35/48	.729
1997	W. Hampton	27	30/41	.732
1996	C. Williams	28	189/244	.775
1995	A. Peercy	30	104/140	.743
1994	A. Peercy	22	84/111	.757
1993	D. Ryan	27	72/90	.800
1992	L. Taylor	11	10/10	1.000
1991	W. Burns	29	115/139	.827
1990	C. Davis	30	76/94	.809
1989	A. Harvis	27	47/67	.701
1988	B. Burnette	25	131/169	.775
1987	T. McCarty	24	32/42	.760
1986	S. Kaminski	17	38/51	.745
1985	S. Kaminski	24	51/63	.809
1984	S. Galkantas	28	111/144	.771
1983	L. Foglio	29	77/94	.819
1982	L. Foglio	26	59/80	.739
1981	L. Foglio	27	65/81	.802
1980	L. McDonald	28	103/150	.687
1979	R. Harper	27	39/56	.696
1976	L. DeJong	29	67/97	.691
1975	Y. McKinney	37	29/38	.760
1974	M. Graham	18	62/94	.660

FREE THROWS MADE

YEAR	NAME	NUMBER
1999	B. Wyckoff	93
1998	L. Coleman	112
1997	L. Moorefield	47
1996	C. Williams	189
1995	C. Williams	153
1994	C. Derlak	122
1993	C. Derlak	90
1992	C. Dishman	104
1991	W. Burns	125
1990	W. Burns	115
1989	B. Burnett	87
1988	B. Burnett	131
1987	B. Cliette	65
1986	B. Burnett	81
1985	L. Rimson	87
1984	S. Galkantas	111
1983	S. Galkantas	123
1982	S. Galkantas	146
1981	S. Galkantas	105
1980	L. McDonald	103



FREE THROW ATTEMPTS

YEAR	NAME	ATTEMPTS
1999	A. Traylor	153
1998	L. Coleman	163
1997	L. Coleman	77
1996	C. Williams	244
1995	C. Williams	216
1994	C. Derlak	164
1993	C. Derlak	147
1992	C. Dishman	145
1991	C. Dishman	173
1990	W. Burns	139
1989	B. Burnett	139
1988	B. Burnett	133
1987	B. Cliette	130
1986	B. Burnett	115
1985	L. Rimson	127
1984	S. Galkantas	144
1983	S. Galkantas	154
1982	S. Galkantas	214
1981	S. Galkantas	139
1980	L. McDonald	150

STEALS

YEAR	NAME	GAMES	STEALS
1999	B. Wyckoff	27	56
1998	B. Wyckoff	27	52
1997	W. Hampton	27	58
1996	A. Penn	28	48
1995	A. Peercy	30	51
1994	C. Derlak	27	40
1993	T. Paschal	27	96
1992	G. Stokes	37	68
1991	T. Paschal	32	75
1990	W. Burns	29	77
1989	C. Davis	27	56
1988	C. Davis	21	41
1987	B. Cliette	24	91
1986	S. Kaminski	17	32
1985	C. Slater	28	42
1984	S. Kaminski	31	55
1983	B. Cliette	29	77
1982	G. Stokes	36	65
1981	G. Stokes	36	65
1980	G. Stokes	35	54

REBOUNDING

YEAR	NAME	GAME	REBOUNDS	AVG
1999	B. Wyckoff	27	214	7.9
1998	B. Wyckoff	27	268	8.0
1997	L. Coleman	27	164	6.1
1996	C. Williams	28	234	8.4
1995	C. Williams	30	224	7.5
1994	K. Cobbins	26	156	6.0
1993	T. Paschal	27	200	7.4
1992	C. Dishman	28	246	8.8
1991	C. Dishman	29	228	7.9
1990	C. Dishman	29	203	7.0
1989	D. Collins	26	145	5.6
1988	S. Hall	27	173	6.4
1987	B. Cliette	24	302	12.6
1986	S. Hall	28	233	8.3
1985	S. Hall	27	189	7.0
1984	L. Rimson	31	269	8.7
1983	B. Cliette	29	269	9.3
1982	S. Galkantas	34	296	8.7
1981	S. Galkantas	29	269	9.3
1980	G. Stokes	35	294	8.4
1979	L. Lasseter	22	222	10.0
1978	C. Rivers	22	226	10.3
1977	C. Rivers	24	336	14.0
1976	P. Harstvedt	29	247	8.5

ASSISTS

YEAR	NAME	GAMES	ASSISTS
1999	J. Robinson	27	104
1998	J. Robinson	26	96
1997	J. Robinson	27	110
1996	J. Robinson	28	78
1995	A. Peercy	30	123
1994	A. Peercy	27	100
1993	A. Peercy	26	129
1992	D. Ryan	28	94
1991	W. Burns	31	136
1990	R. Corn	30	119
1989	W. Burns	27	92
1988	R. Corn	27	75
1987	S. Kaminski	25	87
1986	J. Piatnik	27	80
1985	C. Slater	28	74
1984	S. Kaminski	31	155
1983	L. Foglio	29	96
1982	L. Marnie	36	135
1981	L. Foglio	27	98
1980	R. Harper	35	125
1979	T. Tinsley	27	102
1977	S. Silsby	23	184

THREE-POINT PERCENTAGE

YEAR	NAME	GAMES	PERCENTAGE
1999	J. Robinson	27	.267
1998	W. Hampton	27	.339
1997	W. Hampton	27	.313
1996	A. Penn	28	.474
1995	W. Hampton	30	.326
1994	A. Arnoldi	25	.394
1993	D. Ryan	27	.422
1992	C. Derlak	27	.286
1991	W. Burns	31	.333
1990	W. Burns	29	.280
1989	R. Storey	27	.475

THREE-POINTERS MADE

YEAR	NAME	GAMES	MADE
1999	J. Robinson	27	31
1998	W. Hampton	27	40
1997	W. Hampton	27	51
1996	W. Hampton	28	28
1995	T. Rickman	26	31
1994	C. Derlak	27	47
1993	C. Derlak	27	23
1992	C. Derlak	27	10
1991	W. Burns	31	41

Allison Peercy was a three-year starter at point guard for the Seminoles.



1990	W. Burns	29	28
1989	R. Storey	27	47

THREE-POINT ATTEMPTS

YEAR	NAME	GAMES	ATTEMPTS
1999	J. Robinson	27	116
1998	W. Hampton	27	118
1997	W. Hampton	27	163
1996	W. Hampton	28	75
1995	T. Rickman	26	117
1994	C. Derlak	27	138
1993	C. Derlak	27	66
1992	A. Peercy	28	37
1991	W. Burns	31	123
1990	W. Burns	29	100
1989	R. Storey	27	99

BLOCKED SHOTS

YEAR	NAME	GAMES	MADE
1999	B. Wyckoff	27	64
1998	B. Wyckoff	27	80
1997	L. Moorefield	27	24
1996	K. White	28	26
1995	L. Moorefield	29	13
1994	K. Walker	27	13
1993	T. Paschal	27	13
1991	C. Dishman	22	28
1991	C. Davis	27	32
1990	C. Davis	27	30
1989	M. Lardie	27	17
1988	S. Hall	27	24
1987	M. Buchanan	27	34
1986	S. Hall	28	32
1985	S. Hall	27	30
1984	S. Galkantas	28	12
1983	B. Cliette	29	32
1982	G. Stokes	37	16
1981	L. Lasseter	28	48
1980	L. Lasseter	21	28

MISCELLANEOUS RECORDS

MOST CONSECUTIVE WINS
10 1981-82, 1982-83, 1990-91

MOST CONSECUTIVE LOSSES
18 1996-97

SEASON OPENERS

YEAR	OPPONENT	SCORE, W/L	SITE	DATE
1973-74	Florida	39-41, L	n/a	n/a
1974-75	Albany State	62-55, W	n/a	n/a
1975-76	Rollins	56-43, W	n/a	n/a
1976-77	Albany State	38-87, L	n/a	n/a
1977-78	Valdosta State	57-92, L	n/a	n/a
1978-79	Mississippi State	60-64, L	n/a	n/a
1980-81	Georgia Tech	84-97, L	A	11/20/80
1981-82	Stetson	81-54, W	H	11/23/81
1982-83	UT-Chattanooga	94-77, W	N	11/26/82
1983-84	Arizona State	70-85, L	N	11/18/83
1984-85	Albany State	66-60, W	H	11/14/84
1985-86	West Georgia	67-57, W	H	11/23/85
1986-87	Albany State	71-72, L (OT)	H	12/1/86
1987-88	New Mexico State	73-64, W	N	11/27/87
1988-89	Central Michigan	100-78, W	N	11/25/88
1989-90	South Alabama	89-82, W(2OT)	N	11/24/89
1990-91	UM-Kansas City	66-52, W	N	11/23/90
1991-92	Miami	71-69, W (OT)	H	11/23/91
1992-93	Florida Atlantic	97-67, W	H	12/1/92
1993-94	UT-Chattanooga	85-86, L	A	11/26/93
1994-95	Fresno State	67-62, W	N	11/25/94
1995-96	Florida Atlantic	69-46, W	A	11/27/95
1996-97	South Florida	68-59, W	A	11/22/96

1997-98	Florida A&M	79-70, W	A	11/16/97
1998-99	Tulsa	76-67, W	A	11/14/98

HOME OPENERS

YEAR	OPPONENT	SCORE, W/L	DATE
1980-81	Florida	90-48, W	12/3/80
1981-82	Stetson	81-54, W	11/23/81
1982-83	Albany State	94-52, W	12/1/82
1983-84	Mid Tennessee St.	75-67, W	11/26/83
1984-85	Albany State	66-60, W	11/14/84
1985-86	West Georgia	67-57, W	11/23/85
1986-87	Albany State	71-72, L (OT)	12/1/86
1987-88	Wisconsin	100-67, W	12/4/87
1988-89	UNC-Asheville	99-58, W	12/2/88
1989-90	Mississippi State	86-62, W	12/1/89
1990-91	Marquette	110-75, W	12/1/90
1991-92	Miami	71-69, W (OT)	11/23/91
1992-93	Florida Atlantic	97-67, W	12/1/92
1993-94	Rhode Island	71-76, L	12/3/93
1994-95	Central Florida	74-59, W	11/29/94
1995-96	UT-Chattanooga	58-60, L	12/17/95
1996-97	Florida A&M	91-59, W	12/3/96
1997-98	Mississippi	64-54, W	11/26/97
1998-99	Louisiana Tech	72-88, L	11/19/98

OVERTIME GAMES

YEAR	OPPONENT	SCORE, W/L	SITE	DATE
1977-78	South Florida	84-76, W	n/a	n/a
1982-83	Montclair State	89-81, W	H	1/10/83
1983-84	Missouri	82-75, W	N	1/5/84
1984-85	South Florida	71-69, W	H	1/14/85
1985-86	Monmouth (3OT)	81-69, W	N	11/30/85



Arleshia Davidson was a three-time ACC Academic Honor Roll selection.



RECORDS 1999-2000 WOMEN'S BASKETBALL

1986-87	Radford	80-87, L	H	12/7/85
1987-88	Albany State	71-72, L	A	1/30/86
	West Virginia	68-58, W	H	12/4/87
	Georgia Southern	83-77, W	A	12/16/87
	Memphis State	90-91, L	H	12/16/88
1989-90	S. Alabama (2OT)	89-82, W	N	11/24/89
	Louisville	69-66, W	H	1/13/90
1990-91	S. Carolina (2OT)	91-92, L	H	2/4/91
1991-92	Miami	71-69, W	H	11/23/91
	Louisiana State	88-96, L	A	11/30/91
	Florida	90-78, W	H	12/15/91
1995-96	Georgia Tech (3OT)	90-85, W	H	1/31/96
1997-98	Virginia	76-83, L	H	2/1/98
1998-99	North Carolina	101-112, L	H	12/5/98

NOTABLE FLORIDA STATE VICTORIES

DATE	OPPONENT	SCORE	LOCATION
		First Win	
1973-74	vs. Barry College	50-33	n/a
		Win 50	
1977-78	vs. South Florida (OT)	84-76	n/a
		Win 100	
Dec. 4, 1981	vs. Kent State	80-66	W. Lafayette, IN
		Win 150	
Dec. 5, 1983	vs. Central Florida	67-60	Tallahassee, FL
		Win 200	
Dec. 3, 1988	vs. Georgia Southern	105-78	Tallahassee, FL
		Win 250	
Jan. 11, 1992	vs. Georgia Tech	77-66	Atlanta, GA
		Win 300	
Jan. 23, 1995	vs. Georgia Tech	60-58	Atlanta, GA
		All-Time Record	
		332-387 (.462)	

SEMINOLE 100 POINT GAMES

YEAR	OPPONENT	SCORE	SITE	DATE
1975-76	West Florida	100-16	n/a	n/a
1976-77	Dayton	104-33	n/a	n/a
1978-79	New Orleans	101-66	n/a	n/a
1978-79	Florida	101-94	n/a	n/a
1979-80	South Florida	100-88	n/a	n/a
1981-82	Stetson	102-92	H	12/4/82
1982-83	Nebraska	100-84	N	12/31/82
1987-88	Wisconsin	100-67	H	1/6/88
1988-89	Central Michigan	100-78	N	11/25/88
	Georgia Southern	105-78	H	12/3/88
	Howard	101-73	H	2/6/89
1989-90	Tulane	103-66	H	1/8/90
1990-91	Marquette	110-75	H	12/1/90
	Memphis State	106-94	A	1/19/91
	Stetson	114-71	H	2/6/91
	Memphis State	101-77	H	2/16/91
	Tulane	104-66	A	2/25/91
1991-92	Florida A&M	100-71	H	2/24/92
	Oral Roberts	104-59	H	2/29/92
1998-99	North Carolina	101-112	H	12/5/98

OPPONENT 100 POINT GAMES

YEAR	OPPONENT	SCORE	SITE	DATE
1975-76	Talladega College	55-100	n/a	n/a
1976-77	Delta State	60-106	n/a	n/a
1977-78	South Carolina	52-115	n/a	n/a
	Florida	63-102	n/a	n/a
1978-79	Memphis State	78-101	n/a	n/a
1979-80	Southern Miss	65-107	n/a	n/a
	Mercer	86-100	n/a	n/a
1981-82	Old Dominion	65-100	A	1/17/82
	Memphis State	90-104	H	1/25/82
1991-92	Maryland	70-101	A	2/5/92
1993-94	North Carolina	61-102	A	12/11/93
1998-99	North Carolina	101-112	H	12/5/98

FSU TOP 10 BIGGEST WINS

(By Margin)

MARGIN	OPPONENT	SCORE	DATE
84	West Florida	100-16	1975-76
71	Dayton	104-33	1976-77
55	South Alabama	76-43	12/19/81

55	Tulane	100-45	11/8/90
49	Stetson	78-29	1976-77
48	Lewis Univ.	94-46	1/2/82
46	Pensacola Jr. Coll.	86-40	1976-77
45	Oral Roberts	104-59	2/29/92
43	Florida A&M	77-34	1974-75
43	Stetson	114-71	2/6/91
43	W. Carolina	83-39	12/21/98

FSU TOP 10 BIGGEST LOSSES

(By Margin)

MARGIN	OPPONENT	SCORE	DATE
63	South Carolina	52-115	1977-78
62	Duke	30-92	12/6/95
54	Alabama	33-87	12/31/93
54	Clemson	26-80	2/7/94
51	Valdosta State	50-101	1975-76
49	Albany State	38-87	1976-77
47	Valdosta State	44-91	1975-76
46	Delta State	60-106	1976-77
46	Tennessee	43-89	11/26/86
46	Texas	43-89	2/24/84

FSU LONGEST WINNING STREAKS

10 GAMES	1990-91
Florida	79-78
Miami	76-62
Virginia Tech	78-64
Cincinnati	90-61
Louisville	83-70
Alabama	88-65
Memphis State	106-94
South Carolina	69-60
Southern Mississippi	96-76
Tulane	87-60

10 GAMES	1982-83
Delta State	75-67
Nebraska	110-84
Army	69-60
Oklahoma State	72-52
Temple	74-69
St. Joseph's	59-54
Montclair State OT	89-81
Tulane	81-56
Memphis State	90-82
Florida A&M	66-60

10 GAMES	1981-82
Florida International	74-64
Miami	77-74
South Alabama	99-44
Lewis University	94-46
Miami-Ohio	89-68
North Carolina	77-68
South Florida	80-60
Mississippi University for Women	76-54
Florida	86-79
Virginia Tech	93-72

FSU LONGEST LOSING STREAK

18 GAMES	1996-97
Mississippi	52-75
Duke	46-87
Wake Forest	68-79
North Carolina	63-88
Clemson	63-74
Maryland	58-65
Virginia	57-67
Georgia Tech	51-75
N.C. State	36-75
Maryland	59-79
Duke	70-77
Duquesne	58-61
Georgia Tech	60-68
North Carolina	56-82
Virginia	44-73
Clemson	47-71
Wake Forest	59-63
Wake Forest	59-70

ALL-TIME LETTERWINNERS

A

Abraham, Joanne 1970-73 (3)
 Adams, Leslie 1992-93 (1)
 Alexander, Vicki 1976-77 (1)
 Allen, Deb 1971-74 (3)
 Arnold, Jackie 1977-79 (2)
 Arnoldi, Alison 1990-94 (4)
 Atkinson, Angela 1993-94 (1)

B

Bailey, Jan 1973-76 (3)
 Baker, Jill 1980-84 (4)
 Barineau, Karen 1977-79 (2)
 Battles, Judy 1974-77 (3)
Bennett, Lea 1998-99
 Blaydes, Diane 1978-80 (2)
 Boehmer, Cindy 1972-76 (4)
 Bouknight, Veronica 1985-86 (1)
 Brokas, Chris 1975-77 (2)
Brown, Lako 1997-99
 Brown, Susan 1973-76 (3)
 Buchanan-Berryhill, Mary 1986-93 (3)
 Burgun, Ruthann 1980-81 (1)
 Burnette, Bev 1984-89 (4)
 Burns, Wanda 1988-91 (3)
 Burroughs, Joye 1981-82 (1)

C

Cannon, Mary Anne 1972-76 (4)
 Clark, Gussie 1984-88 (4)
 Cliette, Brenda 1983-87 (2)
 Cobbins, Katina 1991-95 (3)
Coleman, Latavia 1996-99
 Collins, Ann 1976-78 (2)
 Collins, Debra 1988-89 (1)
 Colquitt, Emma 1972-76 (4)
 Corn, Robin 1987-92 (4)

D

Davidson, Arleshia 1995-99 (4)
 Davis, Chris 1987-91 (4)
 Davis, Melissa 1977-78 (1)
 Davis, Vicki 1970-73 (3)
 Derlak, Christy 1990-94 (4)
 Dishman, Chantelle 1989-93 (4)
 Drew, Tizza 1976-77 (1)

E-F

Edwards, Debbie 1969-72 (3)
 Eilbacher, Denise 1976-78 (2)
 Erickson, Cathy 1992-93 (1)
 Fahey, Meg 1981-82 (1)
 Frank, Cindy 1970-73 (3)
 Frank, Michelle 1992-94 (2)
 Foglio, Lisa 1980-83 (3)
 Fowler, Tanya 1988-92 (4)
Fuchs, Vanessa 1997-99

G

Gailey, Becky 1977-78 (1)
 Galkantas, Nancy 1981-83 (2)
 Galkantas, Sue 1980-84 (4)

Galloway, Karen 1989-91 (2)
 Garrett, Val 1984-87 (3)
 Glover, Cheryl 1985-86 (1)
 Golden, Scooby 1978-80 (2)
 Gomez, Jan 1969-71 (2)
 Gonzalez, Clara 1974-77 (3)
 Gracey, Tamara 1998-99 (1)
 Graham, Marlene 1972-76 (4)
 Gray, Joan 1969-72 (3)
 Gray, Linda 1978-81 (3)
 Grimes, Sarah 1987-89 (2)
 Gwyn, Moody 1985-86 (1)

H

Hall, Sarah 1984-88 (4)
 Hampton, Wendy 1994-98 (4)
 Harden, Gina 1978-80 (2)
 Harper, Rose 1977-81 (4)
 Harris, Valene 1985-87 (2)
 Harvis, Aline 1987-89 (2)
 Harstvedt, Peggy 1975-78 (3)
 Hatzell, Brauna 1977-78 (1)
 Heaps, Meghan 1995-97 (2)
 Hodge, Shannon 1988-92 (4)
 Houston, Candi 1969-71 (2)

I-K

Ivy, Rita 1969-72 (3)
 Kaminski, Sheri 1983-87 (4)
 Kocsis, Francene 1974-76 (2)
 Koontz, Barb 1973-76 (3)

L

Lappe, Martha 1977-79 (2)
 Laine, Charlene 1969-72 (3)
 Lardie, Maria 1988-90 (2)
 Lasseter, June 1979-80 (1)
 Lasseter, Laine 1978-82 (4)
 Linley, Val 1997-99 (2)
 Lopez, Luz 1988-90 (2)

M

Macon, Stacy 1976-77 (1)
 Marnie, Lynn 1979-83 (4)
 McCarty, Terri 1984-88 (3)
 McDonald, Lynn Dee 1979-81 (2)
 McGowan, Linda-Ann 1983-86 (3)
 McKinney, Yvette 1972-75 (3)
 McLin, Latrice 1994-98 (4)
 Miller, Jennifer 1995-97 (2)
 Moneymaker, Stacy 1983-84 (1)
 Moorefield, Lysa 1994-98 (4)

N-O

Nelson, Val 1976-77 (1)
 Oliver, LeeVayne 1980-84 (4)
 O'Neal, Sunnie 1979-82 (3)
 Owen, Anne 1969-71 (2)

P

Palgut, Karyn 1981-82 (1)
 Parker, Kristy 1995-97 (2)

Parr, Barb 1973-76 (3)
 Paschal, Tia 1989-93 (4)
 Pedersen, Anja 1994-95 (1)
 Percy, Allison 1991-95 (4)
 Penn, Aletha 1994-98 (4)
 Piatnik, Jan 1984-88 (4)
 Pink, Patti 1975-77 (2)
 Podulka, Kris 1978-81 (3)
 Preston, Antonette 1993-94 (1)
 Preston, Gayle 1974-76 (2)
 Putzi, Debbie 1980-81 (1)

R

Rickardson, Kim 1976-77 (1)
 Rickman, Tanisha 1994-95 (1)
 Rimson, Lorraine 1983-85 (2)
 Rivers, Cherry 1976-80 (4)
 Robinson, Connie 1991-92 (1)
 Robinson, Jen 1995-99 (4)
 Ruffo, Sandra 1977-78 (1)
 Ryan, Danielle 1989-93 (4)

S

Shuler, Meg 1978-79 (1)
 Seamon, Susan 1970-73 (3)
 Shannon, Darlene 1977-79 (2)
 Sharpe, Joanne 1969-72 (3)
 Shaw, Jode 1974-75 (1)
 Shields, Dawn 1979-80 (1)
 Slater, Celia 1983-85 (2)
 Smith, Lori 1983-84 (1)
 Sperring, Vicki 1970-72 (2)
Springle, Lakesha 1998-99
 Sildsby, Shirley 1975-78 (3)
 Stokes, Glenda 1979-83 (4)
 Stone, Penny 1984-85 (1)
 Storey, Robin 1987-89 (2)
Sutton, Angela 1998-99

T

Taylor, Liberty 1991-95 (4)
 Test, Kelli 1987-91 (4)
 Thomas, Karen 1988-90 (2)
 Thomas, Terry 1977-78 (1)
 Thrapp, Susie 1980-81 (1)
 Tinsley, Teresa 1978-80 (2)
 Tippins, Debbie 1976-77 (1)
Traylor, April 1998-99
 Tucker, Angela 1985-88 (3)

W

Walker, Kaila 1993-94 (1)
 Walker, Tracy 1989-92 (3)
 Washington, Sharron 1993-94 (1)
 Waugh, Leslie 1995-97 (2)
 Weigand, Cheryl 1975-78 (3)
 White, Kristy 1995-97 (2)
 Williams, Carla 1994-96 (2)
 Wood, Lahna 1982-83 (1)
 Woods, Ursula 1992-93 (1)
 Wright, Diana 1970-72 (2)
 Wright, Monica 1969-72 (3)
Wyckoff, Brooke 1997-99
Active players in Bold



JERSEY NUMBERS

(Letterwinners starting with 1978-79 season)

#00

Lakesha Springle 1998-99

#4

Antonette Preston 1993-94

#5

Angela Atkinson 1993-94
Latrice McLin 1994-98

#9

Kaila Walker 1993-94

#10

Susie Thrapp 1980-81
Jill Baker 1982-84
Lahna Wood 1982-83
Valerie Garrett 1984-87
Katina Cobbins 1991, 93-95
Val Linley 1997-99
Lakesha Springle present

#11

Lynn Marnie 1979-82
Sunnie O'Neal 1979-82
Jan Piatnik 1984-88
Shannon Hodge 1988-92
Michelle Frank 1992-94
Angela Sutton 1998-present

#12

Teresa Tinsley 1978-80
Sheri Kaminski 1983-87
Luz Lopez 1988-90
Alison Arnoldi 1990-94
Kristy Parker 1995-97
April Traylor 1998-present

#13

Lori Smith 1983-84
Chris Davis 1987-91
Jennifer Miller 1995-97
Levys Torres present

#14

Rose Harper 1977-81
Jill Baker 1982-84
Joye Burroughs 1981-82
Gussie Clark 1984-88
Tanya Fowler 1988-92

#15

Scooby Golden 1978-80

#20

Linda Gray 1978-81

Linda Ann McGowan 1983-86
Christy Derlak 1990-94
Aletha Penn 1994-98
Katelyn Vujas present

#21

Aline Harvis 1987-89
Kristy White 1995-97
Brooke Wyckoff 1997-present

#22

Lynn Dee McDonald 1979-81
Celia Slater 1983-85
Moody Gwyn 1985-86
Wanda Burns 1988-91
Carla Williams 1994-96

#23

Brenda Cliette 1986-87
Bev Burnett 1985-86
Robin Corn 1987-92
Sharron Washington 1993-94
Arleshia Davidson 1995-99
Shinikki Whiting present

#24

Kris Podulka 1978-81
Kelli Test 1987-91
Liberty Taylor 1991-95
Jen Robinson 1995-99

#25

Jill Baker 1980-81
Valene Harris 1985-87
Connie Robinson 1991-92
Lako Brown 1997-present

#30

Terri McCarty 1984-85
Sarah Hall 1986-88
Tia Paschal 1989-93
Tanisha Rickman 1994-95
Latavia Coleman 1996-present

#31

Debbie Putz 1980-81
Lahna Wood 1982-83
Cheryl Glover 1985-86
Karen Thomas 1988-90
Lysa Moorefield 1994-98

#32

Penny Stone 1984-85
Terri McCarty 1987-88
Karen Galloway 1989-91
Allison Percy 1991-95
Mehgan Heaps 1995-97
Molly Beal present

#33

Cherry Rivers 1976-80

LeeVayne Oliver 1980-84
Bev Burnett 1988-89
Danielle Ryan 1989-93
Kaila Walker 1993-94
Vanessa Fuchs 1997-present

#34

Tracy Walker 1989-92

#35

Debra Collins 1988-89
Laine Lasseter 1978-82

#40

Lisa Foglio 1980-83
June Lasseter 1979-80

#41

Tamara Gracey 1998-99

#42

Stacy Moneymaker 1983-84
Sarah Hall 1984-85
Sarah Grimes 1987-89
Leslie Waugh 1995-97

#43

Sue Galkantas 1980-84

#44

Glenda Stokes 1979-80
Meg Fahey 1981-82
Brenda Cliette 1983-84
Angela Tucker 1985-88
Chantelle Dishman 1989-93
Anja Pedersen 1994-95
Lauren Bradley present

#45

Meg Schuler 1978-79
Ruthann Burgan 1980-81
Lynn Marnie 1982-83
Ursula Woods 1992-93
Wendy Hampton 1994-98

#50

Nancy Galkantas 1981-83
Veronica Bouknight 1985-86
Maria Lardie 1988-90

#51

Lea Bennett 1998-present

#52

Glenda Stokes 1982-83
Mary Buchanan Berryhill .. 1986-87, 92-93


#55

Lorraine Rimson 1983-85

SUE GALKANTAS

Retired Number 43

By the time Sue Galkantas graduated from Florida State in 1984, her name was atop almost every individual statistical category in the Florida State records book. Galkantas was one of the most prolific scorers ever to play for Florida State, averaging 19.4 points per game in her career — a mark that still ranks number one on the FSU career lists. She scored an unbelievable 2,323 points over her four-year career (1980-84).



Sue Galkantas

That total is the most points ever scored by a basketball player — male or female — in Florida State history.


Galkantas shined from the moment she stepped onto the court. In her freshman year, she broke the FSU freshman scoring record and was named a freshman All-American in numerous publications. By her sophomore year, Galkantas had already scored her 1,000 point and established herself as one of the top 20 scorers in the nation. In addition to her individual ability, Galkantas will be remembered for her contribution to the FSU women's basketball team during her All-American junior season. She led Florida State to a 24-6 record and to its first trip to the NCAA Tournament.

"She is our first bonafide All-American at Florida State," said former FSU coach Janice Dykehouse. "She's the person who is responsible for turning our program around. She could go down in the record books as doing for our program what Dave Cowens did here for the men's program at FSU."

Galkantas was indeed one of the all-time greatest athletes to ever don the Garnet and Gold. She scored in double figures in 115 of 120 career games played and still holds 16 FSU records. In 1989, Galkantas was inducted into the FSU Athletics Hall of Fame. At that time, she added another "first" to her resume as she was the first women's athlete in FSU history to have her number retired.



Tina Thomas, Sue Galkantas, Sue Semrau and Arleshia Davidson at the 30th Anniversary for Women's Athletics celebration last fall.



POSTSEASON PLAY

1978

STATE TOURNAMENT

South Florida 70, FSU 65
 FSU 86, South Florida 61
 South Florida 61, FSU 59

1980

FAIAW STATE TOURNAMENT

Tampa, Fla.
 FSU 100, South Florida 88

AIAW REGION TOURNAMENT

Clinton, Miss.
 Mercer 84, F.S.U. 75

1981

FAIA STATE TOURNAMENT

Daytona Beach, Fla.
 Miami 79, FSU 70

1982

FAIAW STATE TOURNAMENT

Daytona Beach, Fla.
 FSU 84, Miami 80
 FSU 76, Florida A&M 65

AIAW REGION 111 TOURNAMENT

FSU 71, Mississippi College 69
 Georgia Southern 81, FSU 78
 Mississippi Valley 95, FSU 83

NATIONAL WOMEN'S
 INVITATIONAL TOURNAMENT

FSU 76, Pepperdine 63
 FSU 75, BYU 71
 Championship Game —
 Oregon State 76, FSU 60
 FSU defeated St. Louis via forfeit

1983

NCAA MIDEAST FIRST ROUND

University, Miss.
 Ole Miss 86, FSU 76

1990

NCAA MIDEAST FIRST ROUND

Tallahassee, Fla.
 Penn State 83, FSU 73

1991

NCAA MIDEAST FIRST ROUND

Tallahassee, Fla.
 FSU 96, Appalachian State 57

NCAA MIDEAST SECOND ROUND

Tallahassee, Fla.
 Western Kentucky 72, FSU 69



The 1990-91 Most Valuable Player, Wanda Burns, who played for FSU from 1987-91, is listed in 12 All-Time records.



HONORS & AWARDS

THE FOLLOWING IS A LISTING OF LADY SEMINOLE ACCOMPLISHMENTS FROM 1980 TO PRESENT. PLEASE CONTACT THE FLORIDA STATE SPORTS INFORMATION OFFICE IF YOU HAVE ANY INFORMATION REGARDING FSU WOMEN'S BASKETBALL AWARDS/ACCOMPLISHMENTS FROM THE 1970'S.

All-Conference Teams

- 1988 Bev Burnett - Metro first team
- 1989 Bev Burnett - Metro first team
Chris Davis - Metro second team
- 1990 Wanda Burns - Metro first team
Chris Davis - Metro second team
- 1991 Wanda Burns - Metro first team, player of the year
Chantelle Dishman - Metro first team
Tia Paschal - Metro second team
Connie Robinson - ACC All-Freshman Team
- 1993 Tia Paschal - ACC first team
- 1994 Christy Derlak - ACC second team
- 1996 Latavia Coleman - ACC All-Freshman Team
- 1997 Brooke Wyckoff - ACC All-Freshman Team
- 1998 Latavia Coleman - ACC second team
- 1999 Brooke Wyckoff - ACC third team
April Traylor - ACC All-Freshman Team

Conference All-Tournament Teams

- 1980 Cherry Rivers, Metro
- 1983 Sue Galkantas, Metro
- 1990 Tia Paschal, Metro
- 1991 Wanda Burns, Metro (MVP); Tia Paschal, Metro
- 1993 Tia Paschal - ACC first team

All-Americans

- Lisa Foglio 1982 All-Region Kodak All-America
- Sue Galkantas 1982 All-Region Kodak All-America
1982 Second Team Freshman All-America
- 1982 Freshman All-America By *Street & Smith's*
- 1983 Second Team All-America By *Women's Basketball Yearbook*
- Lorraine Rimson 1984 Freshman All-America
- Bev Burnett 1988 Third Team All-America By American Women's Sports Federation
- Wanda Burns 1991 Third Team All-America By American Women's Sports Federation
- Chris Davis 1991 Special Mention All-America By American Women's Sports Federation
- Tia Paschal 1993 Second Team All-America By American Women's Sports Federation
- Danielle Ryan 1993 Fourth Team All-America By American Women's Sports Federation
- Christy Derlak 1993 Special Mention All-America By American Women's Sports Federation
- Allison Peercy 1993 Special Mention All-America By American Women's Sports Federation



Brooke Wyckoff was a starter on the 1999 USA Basketball World University Games Team and led the squad in rebounding.

Academic Awards

METRO CONFERENCE COMMISSIONER'S LIST

- 1984-85 Maurine Martin, Celia Slater, Penny Stone
- 1985-86 Sarah Hall
- 1986-87 Sarah Hall, Terri McCarty
- 1987-88 Sarah Hall, Terri McCarty
- 1988-89 Bev Burnett, Chris Davis, Luz Lopez, Robin Storey
- 1989-90 Chris Davis, Kelli Test, Shannon Hodge
- 1990-91 Robin Corn

ACC POSTGRADUATE SCHOLARSHIP

- 1993-94 Christy Derlak

ATLANTIC COAST CONFERENCE HONOR ROLL SELECTIONS

- 1991-92 Robin Corn, Christy Derlak, Danielle Ryan
- 1992-93 .. Christy Derlak, Danielle Ryan, Allison Peercy
- 1993-94 Christy Derlak, Allison Peercy, Liberty Taylor, Angela Atkinson, Michelle Frank



- 1994-95 Allison Peercy, Liberty Taylor, Katina Cobbins, Wendy Hampton, Anja Pederson
- 1995-96 Wendy Hampton, Kristen Parker, Leslie Waugh, Carla Williams
- 1996-97 Arleshia Davidson, Wendy Hampton, Kristen Parker, Leslie Waugh
- 1997-98 Arleshia Davidson, Vanessa Fuchs, Wendy Hampton, Latrice McLin, Jen Robinson, Leslie Waugh, Brooke Wyckoff
- 1998-99 Arleshia Davidson, Vanessa Fuchs, Val Linley, Jen Robinson, Lakesha Springle, Angela Sutton, Brooke Wyckoff

Atlantic Coast Conference Select Team

- 1993 Tia Paschal
- 1994 Christy Derlak

Conference Players Of The Week

- Bev Burnett 1985-86, 1987-88 (2), 1988-89 (Metro)
- Chris Davis 1987-88, 1990-91 (Metro)
- Wanda Burns 1989-90 (Metro)
- Connie Robinson ... 1991-92 ACC Rookie of the Week (twice)
- Tia Paschal 1990-91 (Metro), 1992-93 (ACC)
- Carla Williams 1995-96 (ACC)
- Latavia Coleman 1996-97 ACC Rookie of the Week
- Brooke Wyckoff 1997-98 ACC Rookie of the Week

- April Traylor 1998-99 ACC Rookie of the Week (twice)
- Angela Sutton 1998-99 ACC Rookie of the Week

National Teams

- Sue Galkantas 1981, National Sports Festival
- Jan Allen 1982, FAIAW Coach of the Year
- Lorraine Rimson 1985, Team USA (Maccabiah Games in Israel)
- Sarah Hall 1986, Athletes in Action
- Marynell Meadors 1989, Olympic Festival (Head Coach) 1992, U.S.A. Women's Select Team (Assistant Coach)
- Kelli Test 1990, AAU National Team
- Brooke Wyckoff 1998, USA Select Team; 1999, USA Basketball World University Games Team

Other Accomplishments

- Wanda Burns Metro All-Rookie Team, 1989
- Tia Paschal Metro All-Rookie Team, 1990
- Chantelle Dishman Metro All-Rookie Team, 1990
Metro Conference Freshman Of The Year, 1990
- Marynell Meadors Metro Conference Coach Of The Year, 1990 & 1991

FSU Athletics Hall of Fame

- Sue Galkantas 1989
- Tia Paschal 1999

TIA PASCHAL

FSU Athletics Hall of Fame 1999 Inductee


The Florida State women's basketball program enjoyed its greatest success during the four-year career of Tia Paschal, who lettered for the Seminoles from 1989 to 1993.

A forward from Thomson, Ga., Paschal was an immediate contributor for Florida State and was a three-year starter after averaging 20 minutes of play as a rookie. She ended her career averaging 19.4 points and 7.4 rebounds as a senior while earning first team All-ACC honors and second team All-America honors by the American Women's Sports Federation. During her career, she helped lead the Seminoles to two consecutive NCAA Tournament appearances in 1989-90 and 1990-91 as well as a Metro Conference championship in the 1990-91 season.

Paschal's versatility made her a weapon in every facet of the game which is evident by the records she still holds at Florida State. She holds the records for points in a game (38), free throws made (14) and attempted (19) in a game and steals in a season (96) and career (269). Paschal is also among FSU's top 10 in six season and seven career records and ranks second all-time in scoring with 1,662 points.

Honors came in abundance for Paschal throughout her career. After redshirting the 1988-89 season with a knee injury, Paschal took the conference by storm as a freshman, earning Metro Conference All-Rookie Team honors. She earned Metro All-Tournament Team honors two seasons and was twice named the conference Player of the Week.

Paschal has continued playing the game that she loves professionally. Since her graduation in criminology in 1993, Paschal's professional overseas experience has included stops in Germany, Sweden and Spain. She also played one season with the Charlotte Sting of the WNBA.



SERIES RECORD

Against All Opponents

Alabama 4-5

1979-80	L	61-88	
1980-81	W	77-76	(N)
1982-83	W	73-64	(A)
	L	61-64	(H)
1987-88	L	64-70	(H)
1988-89	L	68-70	(A)
1989-90	W	81-76	(A)
1990-91	W	88-65	(H)
1993-94	L	33-87	(N)

Alabama-Birmingham 3-5

1978-79	L	85-87	
	L	79-95	
1979-80	L	85-95	(H)
	L	82-96	(H)
1982-83	L	73-75	(A)
1983-84	W	82-75	(H)
1986-87	W	75-62	(H)
1988-89	W	84-68	(A)

Alabama State 0-2

1976-77	L	73-80	
1978-79	L	73-95	

Alaska 1-0

1983-84	W	77-63	(N)
---------	---	-------	-----

Albany State 4-8

1974-75	W	62-55	
	L	43-61	
1975-76	L	50-71	
	L	44-73	
1976-77	L	38-87	
	L	73-80	
1977-78	L	86-94	
1982-83	W	94-52	(H)
1984-85	W	66-60	(H)
1985-86	W	72-69	(A)
1986-87	L	71-72	(H)(OT)

Appalachian State 2-1

1978-79	L	83-89	
1989-90	W	77-62	(H)
1990-91	W	96-57	(H)

Arizona State 0-1

1983-84	L	70-85	(N)
---------	---	-------	-----

Army 1-0

1982-83	W	69-60	(N)
---------	---	-------	-----

Auburn 0-6

1974-75	L	51-64	
1982-83	L	43-73	(A)
1983-84	L	53-72	(H)
1984-85	L	58-76	(A)
1989-90	L	63-80	(A)
1990-91	L	64-79	(H)

Berry College 1-0

1973-74	W	50-33	
---------	---	-------	--

Belhaven 1-0

1979-80	W	81-75	
---------	---	-------	--

Brigham Young 1-1

1981-82	W	75-71	(N)
1983-84	L	61-76	(N)

Butler 0-1

1991-92	L	68-71	(H)
---------	---	-------	-----

California 0-1

1992-93	L	50-69	(N)
---------	---	-------	-----

Cal State-Fullerton 1-0


1998-99	W	84-73	(A)
---------	---	-------	-----

Central Florida 6-2

1976-77	W	77-63	
1980-81	W	92-75	(H)
1981-81	W	75-65	(H)
1983-84	W	67-60	(H)
1984-85	L	76-93	(A)
1985-86	L	90-98	(A)
1994-95	W	74-59	(H)
1996-97	W	78-53	(H)

Central Michigan 1-0

1988-89	W	100-78	(N)
---------	---	--------	-----



Tamara Gracey averaged 10.9 points and 6.3 rebounds last season for the Seminoles.

Val Linley played point guard the past two seasons for FSU and is a student assistant coach this year.



RECORDS 1999-2000 WOMEN'S BASKETBALL



Central Missouri 0-1

1980-81 L 60-69 (N)

Charleston Southern 1-0

1997-98 W 72-51 (H)

Cincinnati 12-8

1978-79 W 61-57
 1980-81 L 65-91 (A)
 1982-83 W 84-61 (N)
 1983-84 W 83-72 (H)
 1984-85 L 73-83 (A)
 1985-86 W 75-72 (H)
 L 45-77 (N)
 1986-87 L 53-55 (H)
 W 70-50 (A)
 1987-88 L 59-70 (H)
 W 66-58 (A)
 L 76-78 (N)
 1988-89 L 45-66 (A)
 W 62-57 (H)
 L 47-57 (N)
 1989-90 W 61-44 (H)
 W 57-44 (A)
 1990-91 W 90-61 (H)
 W 67-49 (A)
 W 89-51 (N)

Clemson 1-17

1980-81 L 59-78 (N)
 L 73-80 (A)
 W 79-66 (H)
 1992-93 L 69-84 (H)
 L 63-70 (A)
 1993-94 L 26-80 (A)
 L 60-75 (H)
 1994-95 L 68-72 (A)
 L 64-67 (H)
 1995-96 L 74-87 (H)
 L 53-70 (A)
 1996-97 L 63-74 (A)
 L 47-71 (H)
 1997-98 L 84-87 (H)
 L 55-85 (A)
 L 68-85 (N)
 1998-99 L 55-77 (N)
 L 67-71 (H)

College of Charleston 0-1

1975-76 L 61-93

Colorado 1-0

1984-85 W 70-61 (H)

Colorado State 1-0

1985-86 W 68-73 (N)

Dayton 2-0

1976-77 W 104-33
 1992-93 W 78-65 (H)

Delta State 1-2

1976-77 L 60-106
 1978-79 L 64-93
 1982-83 W 75-67 (N)

Denver 1-0

1980-81 W 93-41 (H)

DePaul 0-1

1987-88 L 68-82 (A)

Duke 5-12

1991-92 W 67-55 (H)

1992-93 W 61-53 (A)
 W 84-72 (A)
 W 74-67 (H)
 1993-94 L 60-66 (A)
 W 78-73 (H)
 1994-95 L 68-84 (A)
 L 71-75 (H)
 1995-96 L 30-92 (A)
 L 47-61 (H)
 1996-97 L 46-87 (A)
 L 70-77 (H)
 1997-98 L 76-96 (A)
 L 67-79 (H)
 1998-99 L 72-91 (A)
 L 75-92 (H)
 L 57-90 (N)

Duquesne 0-2

1996-97 L 58-61 (H)
 1997-98 L 61-92 (A)

East Carolina 0-2

1979-80 L 61-69
 1980-81 L 67-78 (H)

Eastern Kentucky 1-0

1991-92 W 72-65 (H)

Fairfield 0-1

1984-85 L 64-71 (N)

Flagler 3-4

1973-74 W 53-35
 L 31-41
 W 76-38
 1974-75 L 51-60
 L 52-59
 W 59-55
 L 45-53

Florida 24-34

1973-74 L 39-49
 W 52-36
 W 32-31
 W 48-45
 1974-75 L 44-67
 W 53-47
 L 41-49
 W 44-28
 1975-76 W 65-59
 L 45-64
 L 45-68
 L 39-65
 1976-77 L 54-80
 L 65-67
 L 67-72
 L 60-72
 1977-78 W 93-66
 L 63-102
 W 100-80
 1978-79 W 88-79
 W 91-72
 W 89-85
 W 101-94
 1979-80 W 92-77
 W 88-84
 L 67-78
 W 84-76
 L 71-84
 1980-81 W 90-48 (H)
 L 81-83 (A)
 1981-82 L 60-63 (H)
 W 86-79 (A)
 1982-83 W 68-63 (A)
 W 89-67 (H)
 1983-84 W 74-70 (H)

1984-85 L 57-65 (A)
 L 43-64 (A)
 L 58-79 (H)
 1985-86 L 68-77 (H)
 L 76-81 (A)
 1986-87 L 65-69 (H)
 L 59-70 (H)
 1987-88 W 71-55 (H)
 1988-89 L 60-63 (A)
 1989-90 W 63-62 (H)
 1990-91 W 79-78 (A)
 1991-92 W 90-78 (H)(OT)
 1992-93 L 78-81 (A)
 1993-94 L 54-73 (H)
 1994-95 L 80-91 (H)
 L 62-81 (A)
 1995-96 L 56-74 (N)
 L 37-76 (H)
 1996-97 L 48-75 (N)
 L 59-77 (A)
 1997-98 L 64-73 (A)
 L 57-69 (H)
 1998-99 L 89-106 (A)

Florida Atlantic 5-2

1986-87 L 38-42 (A)
 1991-92 W 96-64 (H)
 1992-93 W 97-67 (H)
 1993-94 L 64-67 (A)
 1994-95 W 69-55 (H)
 1995-96 W 69-46 (A)
 1996-97 W 79-63 (H)

Florida A&M 21-8

1974-75 W 77-34
 W 47-26
 1977-78 W 84-59
 1978-79 L 79-84 (H)
 L 61-77 (A)
 1979-80 W 74-61 (H)
 L 60-67 (A)
 1980-81 W 76-64 (H)
 W 76-61 (A)
 1981-82 L 86-87 (A)
 W 59-58 (H)
 W 76-65 (N)
 1982-83 W 66-60 (A)
 W 82-65 (H)
 1983-84 W 80-64 (A)
 1984-85 L 57-61 (H)
 1985-86 L 65-83 (H)
 1986-87 W 79-72 (H)
 1987-88 L 68-73 (N)
 1988-89 W 75-68 (H)
 1989-90 W 87-60 (H)
 1990-91 W 92-62 (H)
 1991-92 W 100-71 (A)
 1992-93 W 79-58 (H)
 1993-94 W 70-68 (A)
 1994-95 L 65-73 (H)
 1995-96 W 90-65 (A)
 1996-97 W 91-59 (H)
 1997-98 W 79-70 (A)

Florida International 4-2

1975-76 W 58-35
 W 81-44
 1981-82 W 74-64 (A)
 1982-83 W 77-65 (H)
 1997-98 L 63-66 (H)
 1998-99 L 62-75 (H)

Florida Southern 1-0

1979-80 W 97-58

Fordham 1-0

1984-85 W 88-81 (N)

Fort Valley	O-1
1974-75 L 43-58	
Fresno State	1-0
1994-95 W 67-62 (N)	
Furman	1-0
1995-96 W 60-56 (N)	
Georgetown	1-2
1984-85 L 69-77 (A)	
1985-86 W 78-74 (N)	
Georgia	O-5
1987-88 L 72-91 (H)	
1988-89 L 70-90 (A)	
1989-90 L 76-80 (H)	
1990-91 L 71-91 (A)	
1998-99 L 72-95 (A)	
Georgia Southern	2-5
1974-75 L 53-65	
1975-76 L 54-83	
1977-78 L 71-79	
1980-81 L 79-96 (A)	
1981-82 L 78-81 (H)	
1987-88 W 83-77 (A)(OT)	
1988-89 W 105-78 (H)	
Georgia State	O-1
1980 L 96-78 (A)	
Georgia Tech	9-10
1974-75 W 58-22	
1980-81 W 84-79 (A)	
1991-92 L 68-70 (H)	
W 77-66 (A)	
1992-93 W 79-71 (A)	
L 46-61 (H)	
1993-94 L 62-65 (H)	
L 51-63 (A)	
1994-95 W 60-58 (A)	
L 57-68 (H)	
1995-96 L 65-97 (A)	
W 90-85 (H)(OT)	
W 64-51 (N)	
1996-97 L 51-75 (A)	
L 60-68 (H)	
1997-98 W 88-53 (A)	
W 77-56 (H)	
1998-99 L 70-92 (A)	
L 78-86 (H)	
Howard	1-0
1988-89 W 101-73 (H)	
Idaho	O-1
1983-84 L 74-75 (N)	
Indiana	O-1
1980-81 L 76-79 (H)	
John Abbott	2-0
1976-77 W 62-60	
1977-78 W 71-67	
Judson College	1-0
1976-77 W 97-79	
Kansas	1-0
1983 W 91-62	
Kent State	1-0
1981 W 80-66 (N)	

Kentucky	O-1
1993-94 L 55-58 (N)	
Lamar	1-0
1991-92 W 78-67 (N)	
Lewis State	2-2
1981-82 W 94-46 (N)	
Long Beach State	1-0
1998-99 W 94-64 (H)	
Louisiana State	2-2
1989-90 L 65-68 (H)	
1990-91 W 89-82 (H)	
1991-92 L 88-96 (A)	
1992-93 W 79-59 (H)	
Louisiana Tech	O-2
1997-98 L 60-86 (A)	
1998-99 L 72-88 (H)	
Louisville	11-10
1978-79 L 60-94	
L 73-77	
1979-80 L 67-86	
L 60-77	
1981-82 L 73-89 (A)	
1982-83 L 56-67 (A)	
1983-84 L 65-81 (H)	
L 77-88 (A)	
1984-85 L 74-89 (A)	
1985-86 W 67-64 (H)	
1986-87 W 66-63 (H)	
L 64-77 (A)	
1987-88 W 99-65 (H)	
W 73-70 (A)	
1988-89 W 65-64 (A)	
W 82-76 (H)	
1989-90 W 69-66 (H)	
W 77-62 (A)	
1990-91 W 83-70 (H)	
W 86-52 (A)	
W 83-70 (A)	
Maryland	4-14
1991-92 L 64-79 (H)	
L 70-101 (A)	
1992-93 W 68-61 (H)	
L 61-74 (A)	
L 68-91 (N)	
1993-94 L 54-69 (H)	
L 39-81 (A)	
1994-95 L 56-70 (H)	
W 66-59 (A)	
L 56-72 (N)	
1995-96 L 49-72 (H)	
L 63-75 (A)	
1996-97 L 58-65 (H)	
L 59-79 (A)	
1997-98 W 53-50 (H)	
L 49-77 (A)	
1998-99 L 76-94 (A)	
W 69-63 (H)	
McNeese State	1-0
1981-82 W 69-62 (N)	
Memphis	9-13
1977-78 L 69-91	
1978-79 L 78-101	
1981-82 L 90-104 (H)	
1982-83 W 90-82 (H)	
W 68-66 (A)	
1983-84 L 67-83 (H)	

1984-85 L 64-80 (A)	
L 64-76 (A)	
L 67-84 (H)	
1985-86 L 66-95 (H)	
L 70-81 (A)	
1986-87 L 68-75 (A)	
L 75-94 (H)	
1987-88 L 90-91 (H)	
L 89-94 (A)	
1988-89 W 89-80 (A)	
1989-90 W 72-62 (A)	
W 98-60 (H)	
1990-91 W 106-94 (A)	
W 101-77 (H)	
Mercer	1-6
1973-74 L 45-64	
1976-77 L 53-96	
1978-79 L 73-83	
1979-80 L 86-100	
L 75-84	
1980-81 L 76-80 (H)	
1983-84 W 66-57 (H)	
Miami	18-6
1974-75 W 59-45	
1978-79 W 79-53	
W 79-72	
W 83-57	
1979-80 W 82-64	
W 93-74	
W 72-61	
1980-81 W 87-73 (H)	
W 62-55 (A)	
L 70-79 (N)	
1981-82 W 77-74 (A)	
W 66-52 (H)	
W 84-80 (N)	
1983-84 W 76-64 (N)	
1984-85 L 65-79 (A)	
L 67-74 (H)	
1986-87 W 75-74 (A)	
L 73-80 (H)	
1988-89 L 79-88 (H)	
L 79-88 (A)	
1989-90 W 95-66 (H)	
1990-91 W 76-62 (A)	
1991-92 W 71-69 (H)	
1992-93 W 64-61 (A)	
Miami (OH)	1-0
1981-82 W 89-68 (N)	
Miami Dade CC Dtn	1-0
1975-76 W 73-51	
Miami Dade CC North	1-0
1974-75 W 59-40	
Miami Dade CC South	1-1
1974-75 W 59-41	
1975-76 L 67-70	
Michigan	O-1
1984 L 71-76 (H)	
Michigan State	O-1
1994-95 L 69-82 (N)	
Middle Tennessee	1-1
1983-84 W 75-67 (H)	
1993-94 L 43-66 (A)	
Mississippi	2-3
1979-80 L 52-80	



RECORDS 1999-2000 WOMEN'S BASKETBALL

1981-82	W	63-61	(H)
1982-83	L	76-86	(A)
1996-97	L	52-75	(A)
1997-98	W	64-54	(H)

Mississippi College 1-1

1979-80	L	50-90	
1981-82	W	71-69	(H)

Mississippi State 1-2

1978-79	L	60-64	
1979-80	L	61-73	
1989-90	W	89-62	(H)

Mississippi U for Women .. 2-0

1980-81	W	73-70	(A)
1981-82	W	76-54	(H)

Mississippi Valley 0-1

1981-82	L	83-95	(H)
---------	---	-------	-----

Missouri 0-2

1983-84	L	66-83	(OT)(N)
1995-96	L	47-61	N

Missouri-Kansas City 1-0

1990-91	W	66-52	(H)
---------	---	-------	-----

Montana State 1-0

1991-92	W	89-66	(N)
---------	---	-------	-----

Montclair State 1-0

1982-83	W	89-81	(OT)(H)
---------	---	-------	---------

Nebraska 1-0

1982-83	W	100-84	(N)
---------	---	--------	-----

New Mexico State 1-0

1987-88	W	73-64	(A)
---------	---	-------	-----

New Orleans 2-3

1978-79	W	101-66	
1986-87	L	59-87	(A)
1987-88	L	61-71	(H)
1994-95	L	67-75	(A)
1995-96	W	62-51	(H)

North Carolina 5-15

1981-82	W	77-68	(N)
1982-83	W	75-74	(N)
1987-88	L	79-82	(A)
1991-92	W	70-61	(H)
	L	52-69	(A)
	L	69-81	(N)
1992-93	W	85-66	(A)
	L	60-73	(H)
1993-94	L	61-102	(A)
	L	48-71	(H)
1994-95	L	52-77	(H)
	L	47-92	(A)
1995-96	L	59-67	(A)
	W	73-64	(H)
1996-97	L	63-88	(H)
	L	56-82	(A)
1997-98	L	77-103	(A)
	L	58-75	(H)
1998-99	L	101-112	(OT)(H)
	L	76-87	(A)

N. Carolina-Asheville 1-0

1988-89	W	99-58	(H)
---------	---	-------	-----

N. Carolina-Charlotte 0-1

1989-90	L	50-63	(H)
---------	---	-------	-----

N. Carolina State 3-13

1991-92	W	76-75	(H)
	W	86-79	(A)
1992-93	L	67-75	(A)
	L	47-57	(H)
1993-94	L	46-51	(H)
	W	59-58	(A)
1994-95	L	68-91	(A)
	L	55-70	(H)
1995-96	L	71-76	(H)
	L	64-78	(A)
1996-97	L	52-88	(H)
	L	36-75	(A)
1997-98	L	60-72	(A)
	L	62-72	(H)
1998-99	L	54-65	(A)
	L	59-84	(A)

Northeast Missouri 1-0

1978-79	W	87-67	
---------	---	-------	--

Northern Illinois 1-1

1991-92	W	99-74	(H)
1992-93	L	80-86	(A)

Northwest Louisiana 1-0

1979-80	W	85-81	
---------	---	-------	--

Old Dominion 0-1

1981-82	L	65-100	(A)
---------	---	--------	-----

Oklahoma State 1-0

1982-83	W	72-52	(N)
---------	---	-------	-----

Oral Roberts 2-1

1979-80	L	68-74	(H)
1991-92	W	104-59	(H)
1992-93	W	74-53	(H)

Oregon State 0-1

1981-82	L	60-76	(N)
---------	---	-------	-----

Pensacola JC 2-0

1975-76	W	73-51	
1976-77	W	86-40	

Penn State 0-3

1982-83	L	84-86	(N)
1983-84	L	68-96	(N)
1989-90	L	73-83	(H)

Pepperdine 1-1

1981-82	W	76-63	(N)
1998-99	L	72-75	(A)

Purdue 1-0

1981-82	W	65-39	(A)
---------	---	-------	-----

Radford 0-1

1985-86	L	80-87	(H)
---------	---	-------	-----

Rhode Island 0-1

1193-94	L	71-76	(H)
---------	---	-------	-----

Rice 1-0

1986-87	W	62-50	(H)
---------	---	-------	-----

Richmond 1-0

1993-94	W	70-66	(N)
---------	---	-------	-----

Rollins College 4-0

1974-75	W	61-48	
1975-76	W	56-43	
	W	64-56	

1976-77	W	87-52	
---------	---	-------	--

St. Joseph 1-0

1982-83	W	59-54	(A)
---------	---	-------	-----

St. Louis 1-0

1980-81	W	78-56	(N)
---------	---	-------	-----

Savannah College 0-1

1974-75	L	48-70	
---------	---	-------	--

Shorter College 0-4

1974-75	L	52-65	
	L	63-78	
	L	36-54	
	L	35-69	

South Alabama 5-3

1976-77	W	87-66	
1978-79	W	76-43	
1980-81	L	79-82	(A)
	W	80-67	(H)
1981-82	W	99-44	(H)
1986-87	L	58-76	(H)
	L	64-99	(H)
1989-90	W	89-82	(N)

South Carolina 2-16

1977-78	L	52-115	
1979-80	L	68-93	
1980-81	L	57-69	(A)
1981-82	L	81-82	(H)
1983-84	L	62-69	(A)
1984-85	L	61-70	(H)
1986-87	L	56-63	(H)
	L	61-64	(A)
1987-88	L	55-85	(H)
	L	86-96	(A)
1988-89	L	82-99	(A)
	L	68-76	(H)
1989-90	L	72-75	(H)
	L	59-75	(A)
1990-91	W	69-60	(A)
	L	91-92	(H)
	W	54-53	(H)

Southeast Louisiana 1-1

1979-80	L	70-73	
1980-81	W	94-68	(A)

Southern Illinois 0-1

1994-95	L	52-56	(N)
---------	---	-------	-----

Southern Mississippi 4-16

1979-80	L	65-107	
1980-81	L	69-73	(A)
1981-82	L	84-94	(H)
1983-84	L	75-84	(A)
	L	53-58	(H)
1984-85	L	52-81	(A)
	L	61-66	(H)
1985-86	L	67-74	(A)
	L	76-89	(H)
1986-87	W	64-62	(A)
	L	75-84	(H)
1987-88	L	60-69	(H)
	L	68-84	(A)
1988-89	W	78-75	(H)
	L	66-84	(A)
1989-90	L	73-77	(A)
	W	97-72	(H)
	L	78-90	(N)
1990-91	W	96-76	(H)
	L	90-93	(A)

South Florida 30-3

1973-74	W	62-41	
1974-75	W	68-40	
	W	70-53	
1975-76	W	57-41	
1976-77	W	69-46	
1977-78	W	72-58	
	W	84-6	
	L	65-70	
	W	86-61	
	L	59-61	
1978-79	W	89-80	
	W	73-56	
	W	90-56	
1979-80	W	87-58	
	W	100-88	
1980-81	W	79-41	(H)
	W	71-61	(A)
1981-82	W	80-60	(A)
	W	77-49	(H)
1982-83	W	71-52	(H)
1983-84	W	81-73	(A)
1984-85	L	71-79	(H)
	W	74-69	(A)
1985-86	W	58-47	(A)
	W	78-68	(H)
1988-89	W	85-74	(H)
	W	94-85	(A)
1992-93	W	87-68	(H)
1994-95	W	64-45	(H)
1995-96	W	56-55	(N)
1996-97	W	68-59	(A)
1997-98	W	71-59	(N)
1998-99	W	83-74	(H)

SW Missouri State 0-3

1990-91	L	63-68	(A)
1996-97	L	52-66	(A)
1997-98	L	57-68	(H)

Stanford 1-0

1983-84	W	73-58	(N)
---------	---	-------	-----

Stetson 11-4

1976-77	W	78-29	
	W	72-57	
1978-79	L	61-63	
	W	89-56	
1981-82	W	81-54	(H)
1982-83	W	102-42	(H)
	W	77-64	(A)
1985-86	W	76-72	(A)
	L	68-74	(H)
1986-87	L	50-55	(H)
1987-88	L	69-75	(A)
1988-89	W	70-64	(H)
1989-90	W	77-70	(A)
1990-91	W	114-71	(H)
1996-97	W	80-56	(H)

Talladega College 0-1

1975-76	L	55-100	
---------	---	--------	--

Tampa 6-0

1974-75	W	48-36	
1975-76	W	66-48	
	W	82-50	
1981-82	W	90-50	(H)
1985-86	W	88-77	(H)
1994-95	W	64-62	(H)

Temple 1-1

1982-83	W	74-69	(A)
1995-96	L	67-72	(N)

Tennessee 0-2

1984-85	L	56-67	(H)
1985-86	L	43-89	(A)

Tennessee Tech 1-0

1992-93	W	88-72	(N)
---------	---	-------	-----

Texas 0-1

1983-84	L	43-89	(N)
---------	---	-------	-----

Texas Tech 0-1

1994-95	L	44-66	(N)
---------	---	-------	-----

Tift 1-0

1974-75	W	58-47	
---------	---	-------	--

Tennessee-Chattanooga .. 1-2

1982-83	W	94-77	(N)
1993-94	L	85-86	(A)
1995-96	L	58-60	(H)

Toledo 1-0

1986-87	W	80-64	(H)
---------	---	-------	-----

Troy State 1-1

1977-78	W	71-61	
1979-80	L	78-92	

Tulane 10-7

1978-79	L	65-78	
1979-80	L	74-95	
	L	65-75	
1980-81	L	60-70	(A)
1981-82	W	89-70	(H)
1982-83	W	81-56	(H)
	W	91-65	(A)
1983-84	L	71-77	(A)
	W	86-79	(H)
1984-85	L	56-59	(A)
	W	81-47	(H)
1985-86	W	71-70	(H)
	L	60-75	(A)
1989-90	W	103-66	(H)
	W	100-45	(A)
1990-91	W	87-60	(H)
	W	104-66	(A)

Tulsa 1-0

1998-99	W	76-67	(A)
---------	---	-------	-----

Valdosta State 1-11

1974-75	L	42-53	
	L	50-54	
	L	32-49	
1975-76	L	44-91	
	L	50-101	
1976-77	L	65-104	
	L	60-92	
1977-78	L	57-92	
1980-81	L	58-62	(N)
1981-82	W	82-69	(N)
1986-87	L	66-75	(H)
1987-88	L	77-83	(A)

Virginia 0-18

1990-91	L	77-92	(A)
1991-92	L	60-87	(H)
	L	43-81	(A)
1992-93	L	66-78	(H)
	L	68-76	(A)
1993-94	L	56-82	(A)
	L	50-59	(H)
1994-95	L	60-76	(H)

	L	45-79	(A)
1995-96	L	58-91	(A)
	L	40-81	(H)
	L	50-83	(N)
1996-97	L	57-67	(H)
	L	44-73	(A)
1997-98	L	62-75	(A)
	L	76-83(OT)	(H)
1998-99	L	71-80	(H)
	L	55-73	(A)

Virginia Tech 10-8

1979-80	W	67-57	
	L	54-77	
1981-82	W	93-82	(A)
1983-84	L	63-68	(A)
1984-85	W	85-77	(H)
	L	65-86	(N)
1985-86	L	68-73	(A)
1986-87	L	78-91	(A)
	W	70-65	(H)
	L	67-68	(N)
1987-88	W	61-59	(H)
	L	81-97	(A)
1988-89	L	67-68	(A)
	W	69-66	(H)
1989-90	W	68-64	(A)
	W	69-52	(H)
1990-91	W	78-64	(A)
	W	76-53	(H)

Wake Forest 7-11

1991-92	W	86-83	(A)
	L	64-67	(H)
1992-93	L	53-57	(A)
	W	77-73	(H)
1993-94	W	66-60	(H)
	L	79-82	(A)
	L	57-72	(N)
1994-95	W	68-61	(A)
	L	61-66	(H)
1995-96	L	71-88	(H)
	L	52-54	(A)
1996-97	L	68-79	(A)
	L	59-70	(N)
1997-98	W	64-63	(H)
	W	63-56	(A)
1998-99	W	80-57	(H)
	L	68-80	(A)

Western Carolina 1-0

1998-99	W	83-39	(H)
---------	---	-------	-----

Western Kentucky 0-2

1983-84	L	74-79	(N)
1990-91	L	69-72	(N)

West Florida 1-0

1975-76	W	100-16	
---------	---	--------	--

West Georgia 2-2

1975-76	L	61-88	
1976-77	L	54-79	
1978-79	W	73-59	
1985-86	W	67-57	(H)

Wisconsin 1-0


1987-88	W	100-67	(H)
---------	---	--------	-----

Wisconsin Green Bay 0-1

1994-95	L	60-88	(N)
---------	---	-------	-----



COACHES YEAR-BY-YEAR




Dianne
Murphy



Jan
Dykehouse Allen



Marynell
Meadors



Chris
Gobrecht



Sue
Semrau

Year-By-Year Record

YEAR	COACH	OVERALL		
		W	L	PCT.
1973-74	Millie Usher	7	3	.700
1974-75	Millie Usher	15	17	.469
1975-76	Millie Usher	11	12	.478
1976-77	Dianne Murphy	10	12	.455
1977-78	Dianne Murphy	8	8	.500
1978-79	Dianne Murphy	17	15	.531
1979-80	Janice Dykehouse	13	22	.371
1980-81	Janice Dykehouse	14	15	.483
1981-82	Janice Dykehouse	28	10	.737
1982-83	Janice Dykehouse	24	6	.800
1983-84	Janice Dykehouse	13	18	.419
1984-85	Janice Dykehouse-Allen	7	21	.250
1985-86	Janice Dykehouse-Allen	12	16	.429
1986-87	Marynell Meadors	9	19	.321
1987-88	Marynell Meadors	9	18	.333
1988-89	Marynell Meadors	16	11	.593

1989-90	Marynell Meadors	21	9	.700
1990-91	Marynell Meadors	25	7	.781
1991-92	Marynell Meadors	17	11	.607
1992-93	Marynell Meadors	13	14	.482
1993-94	Marynell Meadors	6	21	.222
1994-95	Marynell Meadors	8	22	.267
1995-96	Marynell Meadors	8	20	.286
1996-97	Chris Gobrecht	5	22	.185
1997-98	Sue Semrau	9	18	.333
1998-99	Sue Semrau	7	20	.259
1973-1999	25-Year Totals	332	387	.462

All-Time Assistant Coaches

Allen, Wayne	1984-87
Brown, Julie*	1988-90
Browne, Anucha*	1985-86
Cooney, Margaret*	1980-81
Davies, Leslie	1997-Present
Gaw, Wrenetta*	1986-88
Gernatt, Theresa	1996-Present
Glover, Freda	1987-93
Hartmann, Terri*	1984-85
Johnson, Angie	1997-Present
Jordan, Kelly	1984-86
Kraemer, Karen*	1991-93
Lang, Erika	1996-97
Lent, Michele*	1983-84
Markey, Robyn	1986-92
McNelis, Dennis	1980-83
Narbut, Buz	1983-84
Owen, Heidi*	1981-83
Panek, Sue	1993-96
Polk, Jonelle	1994-96
Rivers, Cherry	1981-84
Schmidt, Mark	1992-96
Sheffield, Ed*	1990-91
Sowada, Karen	1996-97

*Denotes Graduate Assistants

Florida State Head Coaches

COACH	YEARS	WINS	LOSSES	PCT.
Sue Semrau	1997-98	16	38	.296
Chris Gobrecht	1996-97	5	22	.185
Marynell Meadors	1986-96	132	152	.465
Janice Dykehouse-Allen	1979-86	111	108	.507
Dianne Murphy	1976-79	35	35	.500
Millie Usher	1973-76	33	32	.508
TOTALS	1973-99	332	387	.462



Coach Jan Dykehouse-Allen accepts the Metro Sportsmanship Award from John Hansen.

YEAR-BY-YEAR RESULTS

1973-76

HEAD COACH
MILLIE USHER

1973-74 (7-3)

Florida	39- 49	L
Barry College	50- 33	W
Florida	52- 36	W
Flagler	53- 35	W
Florida	32- 31	W
Mercer	45- 64	L
Flagler	31- 41	L
South Florida	62- 41	W
Flagler	76- 38	W
Florida	48- 45	W

1974-75 (15-17)

Albany State	62- 55	W
Valdosta State	42- 53	L
Florida A&M	77- 34	W
Shorter College	52- 65	L
Shorter College	63- 78	L
Savannah State	48- 70	L
South Florida	68- 40	W
Miami-Dade South	59- 41	W
Rollins College	61- 48	W
Florida	44- 67	L
Flagler	51- 60	L
Florida	53- 47	W

Georgia Tech	58- 22	W
Shorter College	36- 54	L
Tift	58- 47	W
Valdosta State	50- 54	L
Albany State	43- 61	L
Florida A&M	47- 26	W
Florida	41- 49	L
Tampa	48- 36	W
Flagler	52- 59	L
Miami	59- 45	W
South Florida	70- 53	W
Florida	44- 28	W
Flagler	59- 55	W
Flagler	45- 53	L
Miami-Dade North	59- 40	W
Auburn	51- 64	L
Fort Valley	43- 58	L

1975-76 (11-12)

Rollins	56- 43	W
Albany State	50- 71	L
West Florida	100- 16	W
South Florida	57- 41	W
Tampa	66- 48	W
Rollins	64- 56	W
Valdosta State	44- 91	L
Tampa	82- 50	W
West Georgia	61- 88	L
Tallahadega College	55-100	L
College of Charleston	61- 93	L

Albany State	44- 73	L
Miami-Dade South	67- 70	L
Florida International	58- 35	W
Pensacola Jr College	73- 51	W
Florida	65- 59	W
Georgia Southern	54- 83	L
Florida	45- 64	L
Miami-Dade Dntn	73- 51	W
Florida International	81- 44	W
Florida	45- 68	L
Valdosta State	50-101	L
Florida	39- 55	L

1976-79

HEAD COACH
DIANNE MURPHY

1976-77 (10-12)


Albany State	38- 87	L
Mercer	53- 96	L
Florida	54- 80	L
Valdosta State	65-104	L
John Abbott College	62- 60	W
Stetson	78- 29	W
Florida	65- 67	L
Rollins	87- 52	W
Central Florida	77- 63	W
Dayton	104- 33	W



The 1974-75 Seminoles



RECORDS 1999-2000 WOMEN'S BASKETBALL



South Alabama	87- 66	W
Albany State	65- 79	L
Alabama State	73- 80	L
West Georgia	54- 79	L
Judson College	97- 79	W
Stetson	72- 57	W
Pensacola Jr College	86- 40	W
Valdosta State	60- 92	L
South Florida	69- 46	W
Florida	67- 72	L
Florida	60- 72	L
Delta State	60-106	L

1977-78 (8-8)

Valdosta State	57- 92	L
Florida	93- 66	W
Troy State	71- 67	W
South Florida	72- 58	W
Memphis State	69- 91	L
South Carolina	52-115	L
Georgia Southern	71- 79	L
John Abbott College	71- 67	W
Florida A&M	84- 69	W
Florida	63-102	L
South Florida (OT)	84- 76	W
South Florida*	65- 70	L
South Florida*	86- 61	W
South Florida*	59- 61	L

*State Tournament

1978-79 (17-15)

Mississippi State	60- 64	L
South Alabama	76- 43	W
Mercer	73- 83	L
NE Missouri	87- 61	W
Stetson	61- 63	L
South Florida	89- 80	W
Florida	88- 79	W
New Orleans	64- 62	W
Tulane	65- 78	L
Louisville	60- 94	L
Cincinnati	61- 57	W
Alabama-Birmingham	85- 87	L
Memphis State	78-101	L
South Florida	73- 56	W
Florida	91- 72	W
Miami	79- 53	W
New Orleans	101- 66	W
Florida A&M	79- 84	L
Louisville	73- 77	L
West Georgia	73- 59	W
Alabama State	73- 95	L
Alabama-Birmingham	79- 95	L
Miami	74- 95	L
Appalachian State	83- 89	L
Winthrop College	63- 71	L
Florida A&M	61- 77	L
Stetson	89- 56	W
South Florida	90- 56	W
Miami	73- 57	W
Florida	89- 85	W
Florida	101- 94	W
Delta State	64- 93	L

1979-86

**HEAD COACH
JAN DYKEHOUSE ALLEN**

1979-80 (13-22)

Mississippi State	61- 73	L
Alabama-Birmingham	85- 95	L

South Carolina	68- 93	L
South Florida	87- 58	W
Florida A&M	74- 61	W
Southern Mississippi	65-107	L
Troy State	78- 92	L
Belhaven	81- 75	W
Miami	82- 64	W
Oral Roberts	68- 74	L
Virginia Tech	67- 57	W
Louisville	67- 86	L
Tulane	74- 95	L
Mississippi College	50- 90	L
Alabama	61- 88	L
Alabama-Birmingham	82- 96	L
Florida	92- 77	W
Miami	93- 74	W
East Carolina	61- 69	L
Mississippi	52- 80	L
Louisville	60- 77	L
Mercer	86-100	L
Northwest Louisiana	85- 81	W
Florida	88- 84	W
Florida Southern	97- 58	W
Virginia Tech	54- 77	L
Southeast Louisiana	70- 73	L
Tulane	65- 75	L
Florida A&M	60- 67	L
South Florida	100- 88	W
Florida	67- 78	L
Miami	72- 61	W
Florida	84- 76	W
Florida	71- 84	L
Mercer	75- 84	L

1980-81 (14-15)

Georgia Tech	84- 97	L
Georgia Southern	79- 96	L
South Alabama	79- 82	L
Valdosta State*	58- 62	L
Alabama*	77- 76	W
Florida	90- 48	W
Miami	87- 73	W
Central Florida	92- 75	W
Denver	93- 41	W
Miss U for Women**	73- 70	W
Central Missouri**	60- 69	L
Clemson**	59- 78	L
Indiana	76- 79	L
East Carolina	67- 78	L
Cincinnati	65- 91	L
Florida A&M	76- 64	W
South Florida	79- 41	W
Southeast Louisiana	94- 68	W
Southern Mississippi	69- 73	L
Mercer	76- 80	L
South Carolina	57- 69	L
Miami	62- 55	W
Tulane+	60- 70	L
St. Louis+	78- 56	W
Florida	81- 83	L
South Florida	71- 61	W
Florida A&M	76- 61	W
South Alabama	80- 67	W
Miami++	70- 79	L

*Lady Sunshine Classic, Orlando, FL
**MUW Christmas Tournament, Columbus, MS
+Metro Conference Tournament, New Orleans, LA
++FAIA State Tournament, Daytona Beach, FL

1981-82 (28-10)

Stetson	81- 54	W
McNeese State*	69- 62	W
Valdosta State*	82- 69	W
Central Florida	75- 65	W
Kent State**	80- 66	W

Purdue**	65- 39	W
Florida	60- 63	L
Florida International	74- 64	W
Miami	77- 74	W
South Alabama	99- 44	W
Lewis University+	94- 46	W
Miami-Ohio+	99- 68	W
North Carolina+	77- 68	W
South Florida	80- 60	W
Miss U for Women	76- 54	W
Florida	86- 79	W
Virginia Tech	93- 72	W
Old Dominion	65-100	L
Florida A&M	86- 87	L
Memphis State	90-104	L
South Carolina	81- 82	L
Southern Mississippi	84- 94	L
Louisville	73- 89	L
Tulane	89- 70	W
Florida A&M	59- 58	W
Miami	66- 52	W
Mississippi	63- 61	W
Tampa	90- 50	W
South Florida	77- 49	W
Miami++	84- 80	W
Florida A&M++	76- 65	W
Mississippi College^	71- 69	W
Georgia Southern^	78- 81	L
Mississippi Valley^	83- 95	L
Pepperdine^	76- 63	W
Brigham Young#	75- 71	W
St. Louis# (forfeit)	2- 0	W
Oregon State#	60- 76	L

*Lady Seminole Classic, Tallahassee, FL
**Boilermaker Premier, W. Lafayette, IN
+Hurricane New Year's Classic, Miami, FL
++FAIAW State Tournament, Daytona Beach, FL
^AIAW Region III Tournament
#NWIT

1982-83 (24-6)

Tenn-Chattanooga*	94- 77	W
North Carolina*	75- 74	W
Albany State	94- 52	W
Stetson	102- 42	W
Alabama	73- 64	W
Penn State**	84- 86	L
Delta State**	75- 67	W
Nebraska+	100- 84	W
Army+	69- 60	W
Oklahoma State+	72- 52	W
Temple	74- 69	W
St. Joseph's	59- 54	W
Montclair State (OT)	89- 81	W
Tulane	81- 56	W
Memphis State	90- 82	W
Florida A&M	66- 60	W
Alabama-Birmingham	73- 75	L
Auburn	43- 73	L
Florida	68- 63	W
Stetson	77- 64	W
South Florida	71- 52	W
Tulane	91- 65	W
Florida A&M	82- 65	W
Florida International	77- 65	W
Alabama	61- 64	L
Florida	89- 67	W
Memphis State	68- 66	W
Louisville++	56- 67	L
Cincinnati++	84- 61	W
Mississippi^	76- 86	L

*Lady Seminole Classic, Tallahassee, FL
**Mid-American Classic, Columbia, MO
+Hurricane New Year's Classic, Miami, FL
++Metro Conference Tournament, Louisville, KY
^First Round NCAA Playoff

1983-84 (13-18)

Arizona State*	70- 85	L
Brigham Young*	61- 76	L
Middle Tenn State	75- 67	W
Western Kentucky**	74- 79	L
Kansas**	91- 62	W
Central Florida	67- 60	W
South Florida	81- 73	W
Alabama-Birmingham	82- 75	W
Penn State+	68- 96	L
Stanford+	73- 58	W
Missouri (OT)+	82- 75	W
Louisville	65- 81	L
Miami++	76- 64	W
Mercer++	66- 57	W
Florida	74- 70	W
Memphis State	67- 83	L
Tulane	71- 77	L
Southern Mississippi	75- 84	L
Auburn	53- 72	L
Virginia Tech	63- 68	L
South Carolina	62- 69	L
Southern Mississippi	53- 58	L
Florida	57- 65	L
Florida A&M	80- 64	W
Tulane	86- 79	W
Alaska^	77- 63	W
Texas^	43- 89	L
Idaho^	74- 75	L
Cincinnati#	83- 72	W
Memphis State#	64- 80	L
Louisville	77- 88	L

*Lady Buff Classic, Boulder, CO
 **Louisville Tech Classic, Louisville, KY
 +Miami Masonic Classic, Miami, FL
 ++Duval Hotel Classic, Tallahassee, FL
 ^Northern Lights Shootout, Anchorage, AK
 #Metro Conference Tournament, Cincinnati, OH

1984-85 (7-21)

Albany State	66- 60	W
Colorado	70- 61	W
Georgetown	69- 77	L
Central Florida	76- 93	L
Michigan	71- 76	L
Wichita State	54- 70	L
Miami	65- 79	L
Fordham*	88- 81	W
Fairfield*	64- 71	L
Virginia Tech	85- 77	W
Cincinnati	73- 83	L
Louisville	74- 89	L
South Florida (OT)	71- 69	W
Florida	43- 64	L
South Carolina	61- 70	L
Southern Mississippi	61- 66	L
Tulane	56- 59	L
Auburn	58- 76	L
Tennessee	56- 67	L
Tulane	81- 47	W
Florida A&M	57- 61	L
Southern Mississippi	61- 66	L
Florida	58- 79	L
Memphis State	64- 76	L
Miami	67- 74	L
Memphis State	67- 84	L
South Florida	74- 69	W
Virginia Tech**	65- 86	L

*Women's Court Classic, Miami, FL
 **Metro Conference Tournament, Hattiesburg, MS

1985-86 (12-16)

West Georgia	67- 57	W
Georgia Southwestern	51- 58	L
Colorado State*	68- 53	W
Monmouth (3 OT)*	81- 69	W

Tampa	88- 77	W
Georgetown**	78- 74	W
Radford (OT)**	80- 87	L
Stetson	76- 72	W
South Carolina	57- 81	L
Virginia Tech	68- 73	L
Louisville	67- 64	W
Cincinnati	75- 72	W
Central Florida	90- 98	L
South Florida	58- 47	W
Florida	68- 77	L
Tulane	71- 70	W
Tennessee	43- 89	L
Albany State	72- 69	W
Memphis State	66- 95	L
Southern Mississippi	76- 89	L
Tulane	60- 75	L
South Florida	78- 68	W
Florida A&M	65- 83	L
Southern Mississippi	76- 89	L
Florida	76- 81	L
Memphis State	70- 81	L
Stetson	68- 74	L
Cincinnati+	45- 77	L

*Pizza Hut Classic
 **Southernaire Invitational, Tallahassee, FL
 +Metro Conference Tournament, Columbia, SC


1986-96
 HEAD COACH
 MARYNELL MEADORS

1986-87 (9-19)

Albany State (OT)	71- 72	L
Toledo*	80- 64	W
Rice*	62- 50	W



The 1980-81 Seminoles



RECORDS 1999-2000 WOMEN'S BASKETBALL



Stetson	50- 55	L
Miami	75- 74	W
Florida Atlantic	38- 42	L
Alabama-Birmingham	75- 62	W
Valdosta State	66- 75	L
Virginia Tech	78- 91	L
Louisville	66- 63	W
Cincinnati	53- 55	L
Florida	65- 69	L
South Alabama	58- 76	L
South Carolina	56- 63	L
Southern Mississippi	64- 62	W
Memphis State	68- 75	W
Miami	73- 80	L
Virginia Tech	70- 65	W
South Alabama	64- 99	L
Louisville	64- 77	L
Cincinnati	70- 50	W
Florida A&M	79- 72	W
South Carolina	61- 64	L
Florida	59- 70	L
Southern Mississippi	75- 84	L
Memphis State	67- 94	L
New Orleans	59- 87	L
Virginia Tech**	67- 88	L

*Tallahassee Hilton Classic, Tallahassee, FL
 **Metro Conference Tournament, Blacksburg, VA

1987-88 (9-18)

New Mexico State*	73- 64	W
DePaul*	68- 82	L
Wisconsin**	100- 67	W
West Virginia (OT)**	68- 58	W
Stetson	69- 75	L
Georgia Southern (OT)	83- 77	W
North Carolina	79- 82	L
Georgia	72- 91	L
Wisconsin-Green Bay	64- 67	L
New Orleans	61- 71	L
Memphis State (OT)	90- 91	L
Southern Mississippi	60- 69	L
Florida A&M	68- 73	L
South Carolina	55- 85	L
Valdosta State	77- 83	L
Virginia Tech	61- 59	W
Alabama	64- 70	L
Cincinnati	59- 70	L
Louisville	99- 65	W
Memphis State	89- 94	L
Southern Mississippi	68- 84	L
Virginia Tech	81- 97	L
South Carolina	86- 96	L
Florida	71- 55	W
Louisville	73- 70	W
Cincinnati	66- 58	W
Cincinnati+	76- 78	L

*Coopers & Lybrand Invitational
 **Tallahassee Hilton Classic, Tallahassee, FL
 +Metro Conference Tournament, Tallahassee, FL

1988-89 (16-11)

Central Michigan*	100- 78	W
Miami*	85- 96	L
N. Carolina-Asheville**	99- 58	W
Georgia Southern**	105- 78	W
Miami	79- 88	L
Florida	60- 65	L
Stetson	70- 64	W
Alabama-Birmingham	84- 68	W
Southern Mississippi	78- 75	W
Memphis State	95- 75	W
Cincinnati	45- 66	L
Louisville	65- 64	W
Virginia Tech	67- 68	L

South Carolina	82- 99	L
South Florida	85- 74	W
Virginia Tech	69- 66	W
Alabama	68- 70	L
Southern Mississippi	66- 84	L
Howard University	101- 73	W
Florida A&M	75- 68	W
Cincinnati	62- 57	W
Louisville	82- 76	W
Georgia	70- 90	L
South Carolina	68- 76	L
South Florida	94- 85	W
Memphis State	89- 80	W
Cincinnati+	47- 57	L

*Lady Sunshine Classic, Lake Mary, FL
 **Tallahassee Hilton Classic, Tallahassee, FL
 +Metro Conference Tournament, Memphis, TN

1989-90 (21-9)

S. Alabama (2 OT)*	89- 82	W
Louisiana State*	65- 68	L
Mississippi State**	89- 62	W
N. Carolina-Charlotte**	50- 63	L
Alabama	81- 76	W
Stetson	77- 70	W
Appalachian State	77- 62	W
Georgia Southern	80- 49	W
Virginia Tech	68- 64	W
Tulane	103- 66	W
Florida	63- 62	W
Louisville (OT)	69- 66	W
Cincinnati	61- 44	W
Auburn	63- 80	L
South Carolina	72- 75	L
Southern Mississippi	73- 77	L
Memphis State	72- 62	W
Virginia Tech	69- 52	W
Tulane	100- 45	W
Louisville	77- 62	W
Cincinnati	57- 44	W
Florida A&M	87- 60	W
Miami	95- 66	W
Georgia	76- 80	L
Southern Mississippi	97- 72	W
Memphis State	98- 60	W
South Carolina	59- 75	L
Memphis State+	83- 58	W
Southern Mississippi+	78- 90	L
Penn State++	73- 83	L

*LSU Crawfish Classic, Baton Rouge, LA
 **Tallahassee Hilton Classic, Tallahassee, FL
 +Metro Conference Tournament, Cincinnati, OH
 ++NCAA Tournament, Tallahassee, FL

1990-91 (25-7)

Missouri-KC*	66- 52	W
SW Missouri State*	63- 68	L
Marquette**	110- 75	W
LSU**	89- 82	W
Northern Illinois+	78- 66	W
Virginia+	77- 92	L
Florida	79- 78	W
Miami	76- 62	W
Virginia Tech	78- 64	W
Cincinnati	90- 61	W
Louisville	83- 70	W
Alabama	88- 65	W
Memphis State	106- 94	W
South Carolina	69- 60	W
Southern Mississippi	96- 76	W
Tulane	87- 60	W
Georgia	71- 91	L
South Carolina (2 OT)	91- 92	L
Stetson	114- 71	W
Cincinnati	67- 49	W

Louisville	86- 52	W
Auburn	64- 79	L
Memphis State	101- 77	W
Virginia Tech	76- 53	W
Southern Mississippi	90- 93	L
Tulane	104- 66	W
Florida A&M	92- 62	W
Cincinnati++	89- 51	W
Louisville++	83- 70	W
South Carolina++	54- 53	W
Appalachian State^	96- 57	W
Western Kentucky^	69- 72	L

*St. John's Lady Bear Classic, Springfield, MO
 **Tallahassee Hilton Classic, Tallahassee, FL
 +Cavalier Classic, Charlottesville, VA
 ++Metro Conference Tournament, Louisville, KY
 ^NCAA Tournament, Tallahassee, FL

1991-92 (17-11)

Miami (OT)	71- 69	W
Lamar*	78- 67	W
Louisiana State* (OT)	88- 96	L
Montana State**	89- 66	W
Eastern Kentucky**	72- 65	W
Florida (OT)	90- 78	W
Georgia Tech	68- 70	L
Virginia	60- 87	L
Wake Forest	86- 83	W
Maryland	64- 79	L
Georgia Tech	77- 66	W
Clemson	73- 80	L
North Carolina State	76- 75	W
Duke	67- 55	W
North Carolina	70- 61	W
Virginia	43- 81	L
Clemson	79- 66	W
Maryland	70-101	L
Duke	61- 53	W
North Carolina	52- 69	L
North Carolina State	86- 79	W
Wake Forest	64- 67	L
Butler	68- 71	L
Northern Illinois	99- 74	W
Florida A&M	100- 71	W
Florida Atlantic	96- 64	W
Oral Roberts	104- 59	W
North Carolina+	69- 81	L

*LSU Crawfish Classic, Baton Rouge, LA
 **Dial Classic, Tallahassee, FL
 +ACC Tournament, Rock Hill, SC

1992-93 (13-14)

Florida Atlantic	97- 67	W
South Florida*	87- 68	W
Louisiana State*	79- 59	W
North Carolina State	67- 75	L
Miami	64- 61	W
Tennessee Tech**	88- 72	W
California**	50- 69	L
Duke	84- 72	W
Virginia	66- 78	L
North Carolina	85- 66	W
Maryland	68- 61	W
Wake Forest	53- 57	L
Georgia Tech	79- 71	W
North Carolina	60- 73	L
Maryland	61- 74	L
Florida A&M	79- 58	W
Virginia	68- 76	L
Florida	78- 81	L
Clemson	69- 84	L
Northern Illinois	80- 86	L
Georgia Tech	46- 61	L
Wake Forest	77- 73	W
Oral Roberts	74- 53	W
North Carolina State	47- 57	L

Clemson 63- 70 L
 Duke 74- 67 W
 Maryland+ 68- 91 L
**Dial Classic, Tallahassee, FL*
***Oakland Tribune Classic, Oakland, CA*
+ACC Tournament, Rock Hill, SC

1993-94 (6-21)

UT-Chattanooga 85- 86 L
 Middle Tenn State 43- 66 L
 Rhode Island* 71- 76 L
 Dayton* 78- 65 W
 Florida A&M 70- 68 W
 North Carolina 61-102 L
 Georgia Tech 62- 65 L
 Virginia 56- 82 L
 Richmond** 70- 66 W
 Kentucky** 55- 58 L
 Alabama** 33- 87 L
 Maryland 54- 69 L
 Florida Atlantic 64- 67 L
 North Carolina 48- 71 L
 Duke 60- 66 L
 Wake Forest 66- 60 W
 North Carolina State 46- 51 L
 Maryland 39- 81 L
 Georgia Tech 51- 63 L
 Virginia 50- 59 L
 Clemson 26- 80 L
 Florida 54- 73 L
 Wake Forest 79- 82 L
 North Carolina State 59- 58 W
 Clemson 60- 75 L
 Duke 78- 73 W
 Wake Forest+ 57- 72 L
**Dial Classic, Tallahassee, FL*
***Florida Citrus Sports Travel Holiday Classic, Orlando, FL*
+ACC Tournament, Rock Hill, SC

1994-95 (8-22)

Fresno State* 67-62 W
 Wisconsin-Green Bay* 60-88 L
 Central Florida 74-59 W
 South Florida** 64-45 W
 Florida** 80-91 L
 Duke 68-84 L
 Tampa 64-62 W
 Florida A&M 65-73 L
 Texas Tech# 44-66 L
 Southern Illinois# 52-56 L
 Michigan State# 69-82 L
 New Orleans 67-75 L
 North Carolina 52-77 L
 Clemson 68-72 L
 North Carolina State 68-91 L
 Maryland 56-70 L
 Virginia 60-76 L
 Wake Forest 68-61 W
 Georgia Tech 60-58 W
 Duke 71-75 L
 Georgia Tech 57-68 L
 North Carolina 47-92 L
 Clemson 64-67 L
 North Carolina State 55-70 L
 Florida Atlantic 69-55 W
 Maryland 66-59 W
 Virginia 45-79 L
 Florida 62-81 L
 Wake Forest 61-66 L
 Maryland+ 56-72 L

**Montana State Classic*
***Dial Classic, Tallahassee, FL*
#San Juan Shootout, San Juan, PR
+ACC Tournament, Rock Hill, SC

1995-96 (8-20)

Florida Atlantic 69-46 W
 Florida* 56-74 L
 South Florida* 56-55 W
 Duke 30-92 L
 Florida A&M 90-65 W
 UT-Chattanooga 58-60 L
 New Orleans 62-51 W
 Missouri** 47-61 L
 Temple** 67-72 L
 Furman** 60-56 W
 North Carolina 59-67 L
 Clemson 74-87 L
 North Carolina State 71-76 L
 Maryland 49-72 L
 Virginia 58-91 L
 Wake Forest 71-88 L
 Georgia Tech 65-97 L
 Duke 47-61 L
 Georgia Tech (3OT) 90-85 W
 Clemson 53-70 L
 North Carolina 73-64 W
 North Carolina State 64-78 L
 Virginia 40-81 L
 Maryland 63-75 L
 Wake Forest 52-54 L
 Florida 37-76 L
 Georgia Tech+ 64-51 W
 Virginia+ 50-83 L
**Dial Classic, Coral Gables, FL*
***UCF Holiday Classic, Orlando, FL*
+ACC Tournament, Rock Hill, SC

1996-97

HEAD COACH
 CHRIS GOBRECHT

1996-97 (5-22)

South Florida* 68-59 W
 Florida* 48-75 L
 SW Missouri State 52-66 L
 Florida A&M 91-59 W
 North Carolina State 52-88 L
 Florida 59-77 L
 Florida Atlantic 79-63 W
 Central Florida 78-53 W
 Stetson 80-56 W
 Mississippi 52-75 L
 Duke 46-87 L
 Wake Forest 68-79 L
 North Carolina 63-88 L
 Clemson 63-74 L
 Maryland 58-65 L
 Virginia 57-67 L
 Georgia Tech 51-75 L
 North Carolina State 36-75 L
 Maryland 59-79 L
 Duke 70-77 L
 Duquesne 58-61 L
 Georgia Tech 60-68 L
 North Carolina 56-82 L
 Virginia 44-73 L
 Clemson 47-71 L
 Wake Forest 59-63 L
 Wake Forest** 59-70 L
**Dial Classic/Florida Four Challenge, Tampa, FL*

***ACC Tournament, Charlotte, NC*

1997-Present

HEAD COACH
 SUE SEMRAU

1997-98 (9-18)

South Florida* 68-59 W
 Florida A&M 79-70 W
 Florida* 64-73 L
 South Florida* 71-59 W
 Mississippi 64-54 W
 NC State 60-72 L
 Charleston Southern** 72-51 W
 Florida International** 63-66 L
 Louisiana Tech 60-86 L
 Clemson 84-87 L
 Duquesne 61-92 L
 SW Missouri State 57-68 L
 Virginia 62-75 L
 North Carolina 77-103 L
 Wake Forest 64-63 W
 Duke 76-96 L
 Georgia Tech 88-53 W
 Florida 57-69 L
 Maryland 53-50 W
 NC State 62-72 L
 Clemson 55-85 L
 Virginia 76-83 L
 North Carolina 58-75 L
 Wake Forest 63-56 W
 Duke 67-79 L
 Georgia Tech 77-56 W
 Maryland 49-77 L
 Clemson*** 68-85 L
**Dial Classic, Gainesville, FL*
***Tallahassee Democrat Seminole Classic, Tallahassee, FL*
****ACC Tournament, Charlotte, NC*

1998-99 7-20


Tulsa 76-67 W
 Louisiana Tech 72-88 L
 Long Beach State** 94-64 W
 Florida International** 62-75 L
 Duke 72-91 L
 North Carolina 101-112 OT L
 South Florida 83-74 W
 Pepperdine 72-75 L
 Cal St. Fullerton 84-73 W
 Western Carolina 83-39 W
 Georgia 72-95 L
 Georgia Tech 70-92 L
 NC State 54-65 L
 Clemson 55-77 L
 Wake Forest 80-57 W
 Maryland 76-94 L
 Virginia 71-80 L
 Duke 75-92 L
 North Carolina 76-87 L
 Georgia Tech 78-86 L
 NC State 59-84 L
 Clemson 67-71 L
 Florida 89-106 L
 Wake Forest 68-80 L
 Maryland 69-63 W
 Virginia 55-73 L
 Duke*** 57-90 L
***Tallahassee Democrat Seminole Classic, Tallahassee, FL*
****ACC Tournament, Charlotte, NC*



PHOTO ROSTER




1999-2000 Seminoles



#32

Molly Beal
G • 5-11 • FR.
MISSION HILLS, KS



#51

Lea Bennett
C • 6-3 • SO.
WINDHAM, ME




#44

Lauren Bradley
C • 6-3 • FR.
LAKE MARY, FL



#25

Lako Brown
G/F • 5-11 • JR.
EASTMAN, GA



#30

Latavia Coleman
F • 6-0 • SR.
MACON, GA



#33

Vanessa Fuchs
G/F • 5-10 • JR.
POMPANO BEACH, FL




#10

Lakesha Springle
G • 5-3 • SO.
THOMASVILLE, GA



#11

Angela Sutton
G • 5-8 • SO.
CLEVELAND, TN




#13

Levys Torres
C • 6-4 • JR.
COLOMBIA, S. AMERICA




#12

April Traylor
G • 5-10 • SO.
MARTINSVILLE, IN




#20

Katelyn Vujas
C • 6-3 • FR.
WADSWORTH, OH




#23

Shinikki Whiting
G • 5-9 • FR.
CLEARWATER, FL



#21

Brooke Wyckoff
F • 6-1 • JR.
WEST CHESTER, OH



This is Florida State





women's basketball **SCHEDULE** 1999-2000

NOVEMBER

Sat 6	MISSISSIPPI ALL-STARS	7:00 pm
Sun 14	SLOVAN BRATISLAVA	1:00 pm
Fri 19	TULSA	7:00 pm
Mon 22	at South Florida	7:00 pm
Fri 26	TALLAHASSEE DEMOCRAT SEMINOLE CLASSIC (FSU, UT-Chattanooga, Oakland, Xavier)	
	Oakland vs. Xavier	6:00 pm
	FSU vs. UT-Chattanooga	8:00 pm
Sat 27	TALLAHASSEE DEMOCRAT SEMINOLE CLASSIC Consolation/Championship	6:00/8:00 pm
Tue 30	at Mercer	7:00 pm

DECEMBER

Tue 7	FLORIDA (SUN)	7:00 pm
Sun 19	at Loyola-Chicago	3:00 pm
Tue 21	at Chicago State	7:00 pm
Wed 29	at FIU Fun in the Sun Tournament (FIU, FSU, St. John's, Temple)	
	FSU vs. St. John's	4:30 pm
	FIU vs. Temple	6:30 pm
Thu 30	at FIU Fun in the Sun Tournament Consolation/Championship	4:30/6:30 pm

JANUARY

Mon 3	at Wake Forest	7:00 pm
Thu 6	NC STATE	7:00 pm
Sun 9	VIRGINIA	2:00 pm

Wed 12	at Maryland (SUN)	7:30 pm
Sun 16	GEORGIA TECH (RSN)	12:30 pm
Thu 20	at North Carolina	7:00 pm
Mon 24	DUKE (RSN)	7:30 pm
Thu 27	CLEMSON (SUN)	7:00 pm
Sun 30	AUBURN	1:00 pm

FEBRUARY

Thu 3	WAKE FOREST	7:00 pm
Sun 6	at NC State	2:00 pm
Thu 10	at Virginia	7:30 pm
Sun 13	MARYLAND (RSN)	12:30 pm
Thu 17	at Georgia Tech	7:00 pm
Tue 22	NORTH CAROLINA (SUN)	7:00 pm
Thu 24	at Duke	7:00 pm
Sun 27	at Clemson	2:00 pm

MARCH

Fri 4-	at ACC TOURNAMENT	TBA
Sun 6	(Greensboro, NC)	

HOME GAMES IN ALL CAPS
ALL GAME TIMES EASTERN
SUN - Sunshine Network
RSN - Regional Sports Network

**Check us out at www.seminoles.com
LET'S GO NOLES!**