

**Assists**

Game — 14, S. Silsby vs. Flagler (2/6/76)  
 Season — 184, S. Silsby (1977-78)  
 Career — 388, J. Robinson (1995-99)

**Steals**

Game — 10, W. Burns vs. Alabama (1/24/89)  
 Season — 96, T. Paschal (1992-93)  
 Career — 388, J. Robinson (1996-99)

**Blocks**

Game — 8, B. Wyckoff vs. SW Missouri State (12/21/97)  
 Season — 80, B. Wyckoff (1997-98)  
 Career — 178, B. Wyckoff (1998-00)

*Team Records*  
**Points**

Most Game — 114 vs. Stetson (2/6/91)  
 Most Season — 2,883 (1981-82)  
 Least Game — 26 vs. Clemson (2/7/94)  
 Least Season — 488 (1973-74)

**Field Goals Made**

Most Game — 49 vs. Stetson (2/6/91)  
 Most Season — 1,171 (1981-82)  
 Least Game — 8 vs. Clemson (2/7/94)  
 Least Season — 538 (1993-94)

**Field Goal Attempts**

Most Game — 97 vs. Florida (12/4/78)  
 Most Season — 2,384 (1979-80)  
 Least Game — 35 vs. Clemson (2/7/94)  
 Least Season — 1,051 (1973-74)

**Field Goal Percentage**

High Game — .731 vs. Denver (12/15/80)  
 High Season — .520 (1990-91)  
 Low Game — .214 vs. Alabama (12/31/93)  
 Low Season — .340 (1973-74)

**3 Point Field Goals Made**

Most Game — 11 vs. UT-Chattanooga (11/26/93)  
 Most Season — 106 (1993-94)  
 Least Game — 0 Several Times  
 Least Season — 32 (1991-92)

**3 Point Field Goal Attempts**

Most Game — 31 vs. Auburn (1/17/91)  
 Most Season — 389 (1996-97)  
 Least Game — 0 vs. Lamarr (11/29/91)  
 Least Season — 120 (1991-92)

**Free Throws Made**

Most Game — 36 vs. Fordham (12/31/84)  
 Most Season — 573 (1990-91)  
 Least Game — 1 vs. Georgia S. Western (1986) and Duke (1995-96)  
 Least Season — 245 (1996-97)

**Free Throw Attempts**

Most Game — 51 vs. Georgia Tech (1/31/96) (3OT)  
 Most Season — 826 (1990-91)  
 Least Game — 3 vs. S. Carolina (1982); vs. Florida (11/23/96)  
 Least Season — 419 (1996-97)

**Free Throw Percentage**

High Game — .952 (20-21) vs. N. Carolina (1/4/95)  
 High Season — .701 (1991-92)  
 Low Game — .167 vs. Duke (1/3/97)  
 Low Season — .510 (1973-74)

**Rebounds**

High Game — 71 vs. Stetson (11/29/87)  
 High Season — 1,545 (1981-82)  
 Low Game — 13 vs. Maryland (1994)  
 Low Season — 774 (1993-94)

**Rebound Average**

High Season — 45.5 (1986-87)  
 Low Season — 28.7 (1993-94)

**Assists**

High Game — 29 vs. FAMU (1/20/82) & (1/21/91)  
 High Season — 601 (1981-82)  
 Low Game — 2 vs. Tulane (1984-85), Texas Tech (1994-95)  
 Low Season — 169 (1973-74)

**Steals**

High Game — 29 vs. S. Alabama (1989-90)  
 High Season — 406 (1981-82)  
 Low Game — 1 vs. Georgia Tech (1995-96)  
 Low Season — 224 (1993-94)



Christy Derlak, Chantelle Dishman and Alison Arnoldi



## Season Records

### Points

1. Sue Galkantas, 1981-82	710 pts in 29 games
2. Sue Galkantas, 1980-81	627 pts in 34 games
3. Wanda Burns, 1990-91	572 pts in 31 games
4. Bev Burnette, 1987-88	533 pts in 25 games
5. Tia Paschal, 1992-93	524 pts in 27 games
6. Wanda Burns, 1989-90	515 pts in 29 games
7. Cherry Rivers, 1979-80	514 pts in 31 games
8. Chantelle Dishman, 1990-91	503 pts in 31 games
9. Sue Galkantas, 1983-84	495 pts in 28 games
10. Sue Galkantas, 1982-83	491 pts in 29 games

### Scoring Average

1. Sue Galkantas, 1981-82	21.6 (627 pts in 29 games)
2. Bev Burnett, 1987-88	21.3 (533 pts in 25 games)
3. Sue Galkantas, 1980-81	20.9 (710 pts in 34 games)
4. Tia Paschal, 1992-93	19.4 (524 pts in 27 games)
5. Wanda Burns, 1990-91	18.5 (572 pts in 31 games)
6. Laine Lasseter, 1978-79	18.4 (415 pts in 22 games)
7. Wanda Burns, 1989-90	17.8 (515 pts in 29 games)
Cherry Rivers, 1978-79	17.8 (464 pts in 26 games)
Jackie Arnold, 1977-78	17.8 (410 pts in 23 games)
10. Latavia Coleman, 1997-98	17.7 (443 pts in 25 games)
Sue Galkantas, 1983-84	17.7 (495 pts in 31 games)

### Steals

1. Tia Paschal, 1992-93	96 in 27 games
2. Brenda Cliette, 1986-87	94 in 24 games
3. Wanda Burns, 1989-90	77 in 30 games
Brenda Cliette, 1982-83	77 in 29 games
5. Tia Paschal, 1990-91	75 in 32 games
6. Angela Sutton, 1999-00	68 in 29 games
Glenda Stokes, 1991-92	68 in 37 games



**Bev Burnett reached the 30-point plateau six times in her career.**

8. April Traylor, 1999-00	67 in 29 games
9. Chris Davis, 1990-91	66 in 32 games
10. Danielle Ryan, 1990-91	65 in 32 games

### Rebounds

1. Cherry Rivers, 1976-77	336 in 24 games
2. Brenda Cliette, 1986-87	302 in 24 games
3. Sue Galkantas, 1981-82	296 in 34 games
4. Glenda Stokes, 1979-80	294 in 35 games
5. Glenda Stokes, 1981-82	276 in 37 games
6. Sue Galkantas, 1980-81	270 in 29 games
7. Lorraine Rimson, 1983-84	269 in 31 games
Brenda Cliette, 1982-83	269 in 29 games
9. LeeVayn Oliver, 1981-82	260 in 35 games
10. Cherry Rivers, 1979-80	257 in 31 games

### Rebound Average

1. Cherry Rivers, 1976-77	14.0 (336 in 24 games)
2. Brenda Cliette, 1986-87	12.6 (302 in 24 games)
3. Cherry Rivers, 1977-78	10.3 (226 in 22 games)
4. Laine Lasseter, 1978-79	10.0 (222 in 22 games)
5. Brenda Cliette, 1982-83	9.3 (269 in 29 games)
Sue Galkantas, 1980-81	9.3 (270 in 29 games)
7. Chantelle Dishman, 1991-92	8.8 (246 in 28 games)
8. Lorraine Rimson, 1983-84	8.7 (269 in 31 games)
Sue Galkantas, 1981-82	8.7 (296 in 34 games)
10. Glenda Stokes, 1979-80	8.4 (294 in 35 games)

### Assists

1. Shirley Silsby, 1976-77	184 in 23 games
2. Sheri Kaminski, 1983-84	155 in 31 games
3. April Traylor, 1999-00	145 in 26 games
4. Wanda Burns, 1990-91	136 in 31 games
5. Lynn Marnie, 1981-82	135 in 36 games
6. Allison Peercy, 1992-93	129 in 26 games
7. Rose Harper, 1979-80	125 in 35 games
Sunnie O'Neil, 1979-80	125 in 35 games
9. Allison Peercy, 1994-95	123 in 30 games
10. Robin Corn, 1989-90	119 in 30 games

### Blocks

1. Brooke Wyckoff, 1997-98	80
2. Brooke Wyckoff, 1998-99	64
3. Laine Lasseter, 1980-81	48
4. Brooke Wyckoff, 1999-00	34
Mary Buchanon, 1986-87	34
6. Sarah Hall, 1985-86	32
Brenda Cliette, 1982-83	32
8. Sarah Hall, 1984-85	30
9. Chantelle Dishman, 1990-91	27
Chris Davis, 1989-90	27

### Field Goal Attempts

1. Sue Galkantas, 1981-82	536
2. Sue Galkantas, 1980-81	520
3. Tia Paschal, 1992-93	418
4. Wanda Burns, 1989-90	404
5. Wanda Burns, 1990-91	396
6. Christy Derlak, 1993-94	388
7. Lorraine Rimson, 1983-84	376
8. Sue Galkantas, 1983-84	374
9. Chris Davis, 1989-90	372
10. Lisa Foglio, 1982-83	357

### Field Goals

1. Sue Galkantas, 1981-82	282
2. Sue Galkantas, 1980-81	261
3. Tia Paschal, 1992-93	219
4. Sue Galkantas, 1983-84	192
5. Lisa Foglio, 1981-82	190
6. Chantelle Dishman, 1991-92	187
7. Wanda Burns, 1991-92	186
Wanda Burns, 1989-90	186
9. Sue Galkantas, 1982-83	184
Lisa Foglio, 1982-83	184



**Field Goal Percentage**

(Minimum of 100)

1. Chantelle Dishman, 1990-91 ..... 656 (191-291 in 31 games)
2. Glenda Stokes, 1982-83 ..... 602 (103-171 in 29 games)
3. Lisa Foglio, 1981-82 ..... 596 (190-319 in 26 games)
4. Chantelle Dishman, 1991-92 ..... 582 (146-251 in 28 games)
5. Sue Galkantas, 1982-83 ..... 570 (184-323 in 29 games)
6. Chantelle Dishman, 1989-90 ..... 565 (131-232 in 29 games)
7. Laine Lasseter, 1979-80 ..... 560 (162-290 in 21 games)
8. LeeVayn Oliver, 1983-84 ..... 534 (140-262 in 31 games)
9. Sue Galkantas, 1981-82 ..... 526 (282-533 in 34 games)
10. Tia Paschal, 1992-93 ..... 524 (219-418 in 27 games)

**Free Throw Percentage**

(Minimum of 50)

1. Wanda Burns, 1990-91 ..... 827 (115-139 in 29 games)
2. Lisa Foglio, 1982-83 ..... 819 (77-94 in 29 games)
3. Chris Davis, 1989-90 ..... 809 (76-94 in 30 games)
- Sheri Kaminski, 1984-85 ..... 809 (51-63 in 24 games)
5. Danielle Ryan, 1991-92 ..... 805 (91-113 in 28 games)
6. Lisa Foglio, 1980-81 ..... 802 (65-81 in 27 games)
7. Tamara Gracey, 1998-99 ..... 800 (72-90 in 27 games)
8. Danielle Ryan, 1992-93 ..... 800 (72-90 in 27 games)
9. Sue Galkantas, 1982-83 ..... 799 (123-154 in 29 games)
10. Wanda Burns, 1990-91 ..... 791 (125-158 in 31 games)

**Three Point Attempts**

1. Wendy Hampton, 1996-97 ..... 163
2. Christy Derlak, 1993-94 ..... 138
3. Wendy Hampton, 1997-98 ..... 118
4. Tanisha Rickman, 1994-95 ..... 117
5. Jen Robinson, 1998-99 ..... 116
6. Wanda Burns, 1990-91 ..... 111
7. Alison Arnoldi, 1993-94 ..... 102
8. Jen Robinson, 1996-97 ..... 101
9. Wanda Burns, 1989-90 ..... 100
10. Robin Storey, 1988-89 ..... 99

**3-Point Field Goals Made**

(Minimum of 10)

1. Wendy Hampton, 1996-97 ..... 51 in 27 games
2. Robin Storey, 1988-89 ..... 47 in 27 games
3. Wanda Burns, 1990-91 ..... 41 in 31 games
4. Wendy Hampton, 1997-98 ..... 40 in 27 games
5. Jen Robinson, 1998-99 ..... 31 in 27 games
6. Tanisha Rickman, 1994-95 ..... 31 in 26 games
7. Wendy Hampton, 1995-96 ..... 28 in 28 games
- Allison Peercy, 1994-95 ..... 28 in 30 games
- Wanda Burns, 1989-90 ..... 28 in 29 games
10. Molly Beal, 1999-00 ..... 27 in 27 games

**3-Point Field Goal Percentage**

(Minimum of 10 Made)

1. Robin Storey, 1988-89 ..... 475 (47-99 in 27 games)
2. Danielle Ryan, 1992-93 ..... 422 (19-45 in 27 games)
3. Wendy Hampton, 1995-96 ..... 373 (28-75 in 28 games)
4. Christy Derlak, 1992-93 ..... 348 (23-66 in 27 games)
5. Wendy Hampton, 1997-98 ..... 339 (40-118 in 27 games)
6. Alison Arnoldi, 1992-93 ..... 333 (12-36 in 25 games)
- Wanda Burns, 1990-91 ..... 333 (41-123 in 31 games)
8. Wendy Hampton, 1994-95 ..... 326 (15-46 in 30 games)
9. Allison Peercy, 1994-95 ..... 322 (28-87 in 30 games)
10. Molly Beal, 1999-00 ..... 318 (27-85 in 27 games)

**30-Point Club**


- 38 ..... Latavia Coleman vs. UNC (1998)
- 38 ..... Tia Paschal vs. UNC (1993)
- 37 ..... Sue Galkantas vs. Florida (1980)
- 36 ..... Tia Paschal vs. Maryland (1993)
- 34 ..... Chantelle Dishman vs. Marquette (1991)
- 34 ..... Bev Burnett vs. Florida A&M (1986), Virginia Tech (1988)
- 34 ..... Sue Galkantas vs. Tulane (1983), Florida A&M (1986)
- 34 ..... Laine Lasseter vs. SE Louisiana (1980)
- 33 ..... Christy Derlak vs. UT-Chattanooga (1993)
- 33 ..... Danielle Ryan vs. Maryland (1993)
- 33 ..... Sue Galkantas vs. Middle Tennessee State (1983),

vs. Georgia State (1980), vs. Virginia Tech (1982)

- 33 ..... Laine Lasseter vs. Mercer (1981)
- 32 ..... Latavia Coleman vs. Tulsa (1999)
- 32 ..... Bev Burnett vs. South Florida (1986)
- 32 ..... Sue Galkantas vs. South Alabama (1986)
- 32 ..... Laine Lasseter vs. Florida (1986)
- 31 ..... Latavia Coleman vs. Maryland (2000)
- 31 ..... Jen Robinson vs. Georgia Tech (1999)
- 31 ..... Wanda Burns vs. Southern Mississippi (1990)
- 31 ..... Bev Burnett vs. Southern Mississippi (1989)
- 31 ..... Laine Lasseter vs. Florida (1979)
- 30 ..... Latavia Coleman vs. Louisiana Tech (1998)
- 30 ..... Lysa Moorefield vs. Ga.Tech (1998)
- 30 ..... Christy Derlak vs. Duke (1994)
- 30 ..... Bev Burnett vs. Southern Mississippi, Louisville, Georgia Southern (1988)
- 30 ..... Lisa Foglio vs. Miami (1982)
- 30 ..... Sue Galkantas vs. Kent State, Memphis State, Tulane (1982)
- 30 ..... Cherry Rivers vs. Miami (1980)

**Rebound Club**

- 23 ..... Laine Lasseter vs. South Florida (1978)
- 21 ..... Glenda Stokes vs. Virginia Tech (1982)
- 19 ..... Carla Williams vs. Furman (1996)
- 19 ..... LeeVayn Oliver vs. Cincinnati (1981)
- 19 ..... Chris Brokas vs. Troy State (1979)
- 18 ..... Sarah Hall vs. Central Florida (1986)
- 17 ..... Ursula Woods vs. Maryland (1993)
- 17 ..... Chantelle Dishman vs. Miami (1991)
- 17 ..... Sarah Hall vs. West Georgia (1986)
- 17 ..... Lorraine Rimson vs. Georgetown, vs. Radford (1986)
- 17 ..... Brenda Cliette vs. Montclair State (1983)
- 17 ..... Sue Galkantas vs. Florida (1979), vs. Georgia Tech (1980)
- 17 ..... Laine Lasseter vs. Florida (1979)
- 16 ..... Tracy Walker vs. Miami (1990)
- 16 ..... Sarah Hall vs. Memphis State (1988)
- 16 ..... Lorraine Rimson vs. Florida A&M, vs. Cincinnati (1984)
- 16 ..... Cherry Rivers vs. Louisville (1979), vs. Miami (1980)
- 16 ..... Laine Lasseter vs. Alabama-Birmingham (1978), vs. Appalachian State (1979)



**Latavia Coleman scored 38 points against North Carolina in the 1998 season.**



## Career Statistical Leaders

### Points

1. Sue Galkantas, 1980-84	2323 in 120 games
2. Tia Paschal, 1989-93	1662 in 116 games
3. Cherry Rivers, 1976-80	1636 in 103 games
4. Bev Burnett, 1984-89	1509 in 97 games
5. Latavia Coleman, 1996-00	1428 in 91 games
6. Wanda Burns, 1988-91	1394 in 87 games
7. Chris Davis, 1987-91	1365 in 110 games
8. Danielle Ryan, 1989-93	1289 in 117 games
9. Chantelle Dishman, 1989-93	1278 in 94 games
10. Laine Lasseter, 1978-82	1265 in 86 games

### Scoring Average

1. Sue Galkantas, 1980-83	19.4 (2323 in 120 games)
2. Wanda Burns, 1988-91	16.0 (1394 in 87 games)
3. Cherry Rivers, 1976-80	15.9 (1636 in 103 games)
4. Jackie Arnold, 1977-79	15.8 (727 in 46 games)
5. Latavia Coleman, 1996-00	15.7 (1428 in 91 games)
6. Bev Burnett, 1984-89	15.6 (1509 in 97 games)
7. Lisa Foglio, 1980-83	15.0 (1227 in 82 games)
8. Lorraine Rimson, 1983-85	14.6 (1138 in 78 games)
Laine Lasseter, 1978-82	14.6 (1265 in 86 games)
10. Tia Paschal, 1989-93	14.3 (1662 in 116 games)

### Steals

1. Tia Paschal, 1989-93	269 in 116 games
2. Chris Davis, 1987-91	221 in 110 games
3. Glenda Stokes, 1979-83	201 in 110 games
4. Danielle Ryan, 1989-93	197 in 117 games
5. Cherry Rivers, 1976-80	189 in 103 games
6. Lisa Foglio, 1980-83	181 in 82 games
7. Robin Corn, 1987-92	175 in 42 games
8. Wanda Burns, 1988-91	172 in 87 games
9. Brenda Cliette, 1982-87	171 in 53 games
Sheri Kaminski, 1980-84	171 in 98 games

### Rebounds

1. Cherry Rivers, 1976-80	1026 in 103 games
2. Sue Galkantas, 1980-84	1006 in 120 games
3. Glenda Stokes, 1979-83	938 in 130 games
4. LeeVayn Oliver, 1980-84	869 in 122 games
5. Sarah Hall, 1984-88	785 in 110 games
6. Chantelle Dishman, 1989-93	777 in 94 games
7. Tia Paschal, 1989-93	703 in 116 games
8. Lorraine Rimson, 1983-86	652 in 78 games
9. Laine Lasseter, 1978-82	624 in 86 games
10. Latavia Coleman, 1996-00	603 in 91 games

### Rebound Average

1. Brenda Cliette, 1982-87	10.8 (571 in 53 games)
2. Cherry Rivers, 1976-80	10.0 (1029 in 103 games)
3. Chris Brokas, 1976-79	9.1 (530 in 64 games)
4. Lorraine Rimson, 1983-85	8.4 (1006 in 122 games)
Sue Galkantas, 1980-84	8.4 (652 in 78 games)
6. Chantelle Dishman, 1989-93	8.2 (777 in 94 games)
7. Brooke Wyckoff, 1997-98	8.0 (216 in 27 games)
8. Glenda Stokes, 1979-83	7.2 (938 in 130 games)
Laine Lasseter, 1978-82	7.2 (624 in 86 games)
10. Sarah Hall, 1984-88	7.1 (785 in 110 games)
LeeVayne Oliver, 1980-84	7.1 (869 in 122 games)
Jackie Arnold, 1977-79	7.1 (325 in 46 games)

### Assists

1. Jen Robinson, 1996-99	388 in 108 games
2. Allison Percy, 1992-95	382 in 111 games
3. Robin Corn, 1987-92	360 in 112 games
4. Sheri Kaminski, 1983-87	355 in 98 games
5. Shirley Silsby, 1976-79	348 in 69 games
6. Wanda Burns, 1988-91	331 in 69 games
7. Danielle Ryan, 1989-93	301 in 87 games
8. Lynn Marnie, 1980-83	293 in 86 games

9. Chris Davis, 1987-91	282 in 110 games
10. Lisa Foglio, 1980-83	274 in 82 games

### Field Goal Percentage


1. Chantelle Dishman, 1989-93	.601 (483-803 in 94 games)
2. Lisa Foglio, 1980-83	.542 (513-946 in 82 games)
3. Sue Galkantas, 1980-84	.524 (919-1753 in 120 games)
4. Laine Lasseter, 1978-82	.521 (540-1036 in 86 games)
5. LeeVayn Oliver, 1980-84	.520 (498-957 in 122 games)
6. Danielle Ryan, 1989-93	.514 (508-989 in 117 games)
7. Glenda Stokes, 1979-83	.504 (417-827 in 130 games)
8. Tia Paschal, 1989-91	.502 (683-1360 in 116 games)
9. Carla Williams, 1994-96	.495 (214-432 in 58 games)
10. Chris Davis, 1987-91	.481 (527-1134 in 110 games)

### Free Throw Percentage

1. Lisa Foglio, 1980-83	.788 (201-255 in 82 games)
2. Wanda Burns, 1988-91	.777 (271-349 in 87 games)
3. Danielle Ryan, 1989-92	.761 (251-330 in 114 games)
4. Allison Percy, 1992-95	.738 (298-393 in 111 games)
5. Sue Galkantas, 1980-84	.745 (485-651 in 120 games)
6. Carla Williams, 1994-96	.743 (342-460 in 58 games)
Allison Percy, 1991-93	.743 (110-148 in 54 games)
8. Sheri Kaminski, 1983-87	.732 (208-284 in 98 games)
9. Bev Burnett, 1984-87	.708 (354-500 in 97 games)
10. Tia Paschal, 1989-93	.703 (286-407 in 116 games)

### Games Played

1. Glenda Stokes, 1979-83	130
2. LeeVayne Oliver, 1980-84	122
3. Sue Galkantas, 1980-84	120
4. Danielle Ryan, 1989-93	117
5. Tia Paschal, 1989-93	116
6. Christy Derlak, 1990-94	113
7. Wendy Hampton, 1994-98	112
Robin Corn, 1985-89	112
9. Lysa Moorefield, 1994-98	111
Allison Percy, 1991-95	111
Rose Harper, 1977-81	111



**Jen Robinson is FSU's all-time assists leader.**



*Individual  
Year-By-Year Leaders*  
**Points**

Year	Name	Games	Points	Avg
2000	L. Coleman	29	467	16.1
1999	B. Wyckoff	27	370	13.7
1998	L. Coleman	25	443	17.7
1997	L. Coleman	27	310	11.5
1996	C. Williams	28	443	15.8
1995	A. Peercy	30	388	12.9
1994	C. Derlak	27	464	17.1
1993	T. Paschal	27	524	19.4
1992	T. Paschal	29	440	15.7
1991	W. Burns	28	490	17.5
1990	W. Burns	29	515	17.8
1989	B. Burnette	23	365	15.9
1988	B. Burnette	25	533	21.3
1987	V. Harris	26	358	13.8
1986	S. Hall	28	298	10.6
1985	L. Rimson	24	391	16.3
1984	S. Galkantas	28	495	17.6
1983	S. Galkantas	29	491	16.9
1982	S. Galkantas	29	710	24.4
1981	S. Galkantas	34	637	18.4
1980	C. Rivers	31	514	16.5
1979	C. Rivers	36	464	12.8
1978	J. Arnold	23	410	17.8
1977	C. Rivers	24	336	14.0
1976	C. Brokas	29	389	13.4
1974	M. Graham	18	153	8.5

**Field Goal Percentage**

Year	Name	Games	FG/FGA	Percent
2000	L. Coleman	29	180/352	.511
1999	T. Gracey	27	109/193	.565
1998	B. Wyckoff	27	96/204	.471
1997	L. Moorefield	27	124-259	.479
1996	C. Williams	28	127/243	.460
1995	C. Williams	30	87/189	.460
1994	K. Cobbins	26	49/92	.532
1993	T. Paschal	27	219/418	.524
1992	C. Dishman	28	146/251	.582
1991	C. Dishman	31	191/291	.656
1990	T. Walker	28	74/125	.592
1989	A. Harvis	27	77/139	.554
1988	S. Grimes	16	14/23	.609
1987	V. Harris	26	107/249	.440
1986	V. Bournight	25	81/167	.485
1985	C. Slater	28	152/316	.481
1984	L. Oliver	31	140/262	.534
1983	G. Stokes	29	103/171	.602
1982	L. Foglio	26	190/319	.595
1981	L. Lasseter	28	154/296	.520
1980	L. Lasseter	21	162/290	.560
1979	L. Lasseter	22	173/348	.497
1974	M. Graham	18	86/208	.410

**Field Goals Made**

Year	Name	Number
2000	L. Coleman	180
1999	B. Wyckoff	136
1998	L. Coleman	164
1997	L. Coleman	130
1996	C. Williams	127
1995	A. Peercy	128
1994	C. Derlak	150
1993	T. Paschal	219
1992	T. Paschal	176
1991	W. Burns	203
1990	W. Burns	186
1989	C. Davis	151
1988	C. Burnett	201
1987	V. Harris	161
1986	B. Burnett	141
1985	L. Rimson & C. Slater	152

1984	S. Galkantas	192
1983	S. Galkantas & L. Foglio	184
1982	S. Galkantas	282
1981	S. Galkantas	261
1980	C. Rivers	216

**Field Goal Attempts**

Year	Name	Attempts
2000	L. Coleman	352
1999	J. Robinson	327
1998	L. Coleman	356
1997	J. Robinson	331
1996	C. Williams	243
1995	A. Peercy	319
1994	C. Derlak	388
1993	T. Paschal	418
1992	T. Paschal	349
1991	W. Burns	435
1990	W. Burns	404
1989	B. Burnett	311
1988	B. Burnett	459
1987	V. Harris	374
1986	B. Burnett	299
1985	L. Rimson	334
1984	L. Rimson	376
1983	L. Foglio	357
1982	S. Galkantas	536
1981	S. Galkantas	520
1980	C. Rivers	476

**Free Throw Percentage**

Year	Name	Games	FT/FTA	Percent
2000	B. Wyckoff	24	59/79	.747
1999	T. Gracey	27	72/90	.800
1998	V. Linley	28	35/48	.729
1997	W. Hampton	27	30/41	.732
1996	C. Williams	28	189/244	.775
1995	A. Peercy	30	104/140	.743
1994	A. Peercy	22	84/111	.757
1993	D. Ryan	27	72/90	.800
1992	L. Taylor	11	10/10	1.000
1991	W. Burns	29	115/139	.827
1990	C. Davis	30	76/94	.809
1989	A. Harvis	27	47/67	.701
1988	B. Burnette	25	131/169	.775
1987	T. McCarty	24	32/42	.760
1986	S. Kaminski	17	38/51	.745
1985	S. Kaminski	24	51/63	.809
1984	S. Galkantas	28	111/144	.771
1983	L. Foglio	29	77/94	.819
1982	L. Foglio	26	59/80	.739
1981	L. Foglio	27	65/81	.802
1980	L. McDonald	28	103/150	.687
1979	R. Harper	27	39/56	.696
1976	L. DeJong	29	67/97	.691
1975	Y. McKinney	37	29/38	.760
1974	M. Graham	18	62/94	.660

**Free Throws Made**

Year	Name	Number
2000	L. Coleman	106
1999	B. Wyckoff	93
1998	L. Coleman	112
1997	L. Moorefield	47
1996	C. Williams	189
1995	C. Williams	153
1994	C. Derlak	122
1993	C. Derlak	90
1992	C. Dishman	104
1991	W. Burns	125
1990	W. Burns	115
1989	B. Burnett	87
1988	B. Burnett	131
1987	B. Cliette	65
1986	B. Burnett	81
1985	L. Rimson	87
1984	S. Galkantas	111



**THE RECORD BOOK**  
2000-2001  
**WOMEN'S BASKETBALL**

1983	S. Galkantas	123
1982	S. Galkantas	146
1981	S. Galkantas	105
1980	L. McDonald	103

**Free Throw Attempts**

Year	Name	Attempts
2000	L. Coleman	151
1999	A. Traylor	153
1998	L. Coleman	163
1997	L. Coleman	77
1996	C. Williams	244
1995	C. Williams	216
1994	C. Derlak	164
1993	C. Derlak	147
1992	C. Dishman	145
1991	C. Dishman	173
1990	W. Burns	139
1989	B. Burnett	139
1988	B. Burnett	133
1987	B. Cliette	130
1986	B. Burnett	115
1985	L. Rimson	127
1984	S. Galkantas	144
1983	S. Galkantas	154
1982	S. Galkantas	214
1981	S. Galkantas	139
1980	L. McDonald	150

**Steals**

Year	Name	Games	Steals
2000	A. Sutton	29	68
1999	B. Wyckoff	27	56
1998	B. Wyckoff	27	52
1997	W. Hampton	27	58
1996	A. Penn	28	48
1995	A. Percy	30	51
1994	C. Derlak	27	40
1993	T. Paschal	27	96
1992	G. Stokes	37	68
1991	T. Paschal	32	75
1990	W. Burns	29	77
1989	C. Davis	27	56
1988	C. Davis	21	41
1987	B. Cliette	24	91
1986	S. Kaminski	17	32
1985	C. Slater	28	42
1984	S. Kaminski	31	55
1983	B. Cliette	29	77
1982	G. Stokes	36	65
1981	G. Stokes	36	65
1980	G. Stokes	35	54

**Rebounding**

Year	Name	Game	Rebounds	Avg
2000	B. Wyckoff	24	170	7.1
1999	B. Wyckoff	27	214	7.9
1998	B. Wyckoff	27	268	8.0
1997	L. Coleman	27	164	6.1
1996	C. Williams	28	234	8.4
1995	C. Williams	30	224	7.5
1994	K. Cobbins	26	156	6.0
1993	T. Paschal	27	200	7.4
1992	C. Dishman	28	246	8.8
1991	C. Dishman	29	228	7.9
1990	C. Dishman	29	203	7.0
1989	D. Collins	26	145	5.6
1988	S. Hall	27	173	6.4
1987	B. Cliette	24	302	12.6
1986	S. Hall	28	233	8.3
1985	S. Hall	27	189	7.0
1984	L. Rimson	31	269	8.7
1983	B. Cliette	29	269	9.3
1982	S. Galkantas	34	296	8.7

1981	S. Galkantas	29	269	9.3
1980	G. Stokes	35	294	8.4
1979	L. Lasseter	22	222	10.0
1978	C. Rivers	22	226	10.3
1977	C. Rivers	24	336	14.0
1976	P. Harstvedt	29	247	8.5

**Assists**

Year	Name	Games	Assists
2000	A. Traylor	29	145
1999	J. Robinson	27	104
1998	J. Robinson	26	96
1997	J. Robinson	27	110
1996	J. Robinson	28	78
1995	A. Percy	30	123
1994	A. Percy	27	100
1993	A. Percy	26	129
1992	D. Ryan	28	94
1991	W. Burns	31	136
1990	R. Corn	30	119
1989	W. Burns	27	92
1988	R. Corn	27	75
1987	S. Kaminski	25	87
1986	J. Piatnik	27	80
1985	C. Slater	28	74
1984	S. Kaminski	31	155
1983	L. Foglio	29	96
1982	L. Marnie	36	135
1981	L. Foglio	27	98
1980	R. Harper	35	125
1979	T. Tinsley	27	102
1977	S. Silsby	23	184

**Three-Point Percentage**

Year	Name	Games	Percentage
2000	M. Beal	27	.318
1999	J. Robinson	27	.267
1998	W. Hampton	27	.339
1997	W. Hampton	27	.313
1996	A. Penn	28	.474
1995	W. Hampton	30	.326
1994	A. Arnoldi	25	.394
1993	D. Ryan	27	.422
1992	C. Derlak	27	.286
1991	W. Burns	31	.333
1990	W. Burns	29	.280
1989	R. Storey	27	.475

**Three-Pointers Made**

Year	Name	Games	Made
2000	M. Beal	27	27
1999	J. Robinson	27	31
1998	W. Hampton	27	40
1997	W. Hampton	27	51
1996	W. Hampton	28	28
1995	T. Rickman	26	31
1994	C. Derlak	27	47
1993	C. Derlak	27	23
1992	C. Derlak	27	10
1991	W. Burns	31	41
1990	W. Burns	29	28
1989	R. Storey	27	47

**Three-Point Attempts**

Year	Name	Games	Attempts
2000	A. Traylor	28	88
1999	J. Robinson	27	116
1998	W. Hampton	27	118
1997	W. Hampton	27	163
1996	W. Hampton	28	75
1995	T. Rickman	26	117
1994	C. Derlak	27	138
1993	C. Derlak	27	66
1992	A. Percy	28	37
1991	W. Burns	31	123
1990	W. Burns	29	100
1989	R. Storey	27	99



**Blocked Shots**

Year	Name	Games	Made
2000	B. Wyckoff	24	34
1999	B. Wyckoff	27	64
1998	B. Wyckoff	27	80
1997	L. Moorefield	27	24
1996	K. White	28	26
1995	L. Moorefield	29	13
1994	K. Walker	27	13
1993	T. Paschal	27	13
1991	C. Dishman	22	28
1991	C. Davis	27	32
1990	C. Davis	27	30
1989	M. Lardie	27	17
1988	S. Hall	27	24
1987	M. Buchanan	27	34
1986	S. Hall	28	32
1985	S. Hall	27	30
1984	S. Galkantas	28	12
1983	B. Cliette	29	32
1982	G. Stokes	37	16
1981	L. Lasseter	28	48
1980	L. Lasseter	21	28

*Miscellaneous Records*  
**Most Consecutive Wins**

10 ..... 1981-82, 1982-83, 1990-91

**Most Consecutive Losses**

18 ..... 1996-97

**Season Openers**

YEAR	OPPONENT	SCORE, W/L	SITE	DATE
1973-74	Florida	39-41, L	n/a	n/a
1974-75	Albany State	62-55, W	n/a	n/a
1975-76	Rollins	56-43, W	n/a	n/a
1976-77	Albany State	38-87, L	n/a	n/a
1977-78	Valdosta State	57-92, L	n/a	n/a
1978-79	Mississippi State	60-64, L	n/a	n/a
1980-81	Georgia Tech	84-97, L	A	11/20/80
1981-82	Stetson	81-54, W	H	11/23/81
1982-83	UT-Chattanooga	94-77, W	N	11/26/82
1983-84	Arizona State	70-85, L	N	11/18/83
1984-85	Albany State	66-60, W	H	11/14/84
1985-86	West Georgia	67-57, W	H	11/23/85
1986-87	Albany State	71-72, L (OT)	H	12/1/86
1987-88	New Mexico State	73-64, W	N	11/27/87
1988-89	Central Michigan	100-78, W	N	11/25/88
1989-90	South Alabama	89-82, W(2OT)	N	11/24/89
1990-91	UM-Kansas City	66-52, W	N	11/23/90
1991-92	Miami	71-69, W (OT)	H	11/23/91
1992-93	Florida Atlantic	97-67, W	H	12/1/92
1993-94	UT-Chattanooga	85-86, L	A	11/26/93
1994-95	Fresno State	67-62, W	N	11/25/94
1995-96	Florida Atlantic	69-46, W	A	11/27/95
1996-97	South Florida	68-59, W	A	11/22/96
1997-98	Florida A&M	79-70, W	A	11/16/97
1998-99	Tulsa	76-67, W	A	11/14/98
1999-00	Tulsa	77-70, W	H	11/19/99

**Home Openers**

YEAR	OPPONENT	SCORE, W/L	DATE
1980-81	Florida	90-48, W	12/3/80
1981-82	Stetson	81-54, W	11/23/81
1982-83	Albany State	94-52, W	12/1/82
1983-84	Mid Tennessee St.	75-67, W	11/26/83
1984-85	Albany State	66-60, W	11/14/84
1985-86	West Georgia	67-57, W	11/23/85
1986-87	Albany State	71-72, L (OT)	12/1/86
1987-88	Wisconsin	100-67, W	12/4/87
1988-89	UNC-Asheville	99-58, W	12/2/88
1989-90	Mississippi State	86-62, W	12/1/89
1990-91	Marquette	110-75, W	12/1/90
1991-92	Miami	71-69, W (OT)	11/23/91
1992-93	Florida Atlantic	97-67, W	12/1/92

1993-94	Rhode Island	71-76, L	12/3/93
1994-95	Central Florida	74-59, W	11/29/94
1995-96	UT-Chattanooga	58-60, L	12/17/95
1996-97	Florida A&M	91-59, W	12/3/96
1997-98	Mississippi	64-54, W	11/26/97
1998-99	Louisiana Tech	72-88, L	11/19/98
1999-00	Tulsa	77-70, W	11/19/99

**Overtime Games**

YEAR	OPPONENT	SCORE, W/L	SITE	DATE
1977-78	South Florida	84-76, W	n/a	n/a
1982-83	Montclair State	89-81, W	H	1/10/83
1983-84	Missouri	82-75, W	N	1/5/84
1984-85	South Florida	71-69, W	H	1/14/85
1985-86	Monmouth (3OT)	81-69, W	N	11/30/85
	Radford	80-87, L	H	12/7/85
1986-87	Albany State	71-72, L	A	1/30/86
1987-88	West Virginia	68-58, W	H	12/4/87
	Georgia Southern	83-77, W	A	12/16/87
	Memphis State	90-91, L	H	12/16/88
1989-90	S. Alabama (2OT)	89-82, W	N	11/24/89
	Louisville	69-66, W	H	1/13/90
1990-91	S. Carolina (2OT)	91-92, L	H	2/4/91
1991-92	Miami	71-69, W	H	11/23/91
	Louisiana State	88-96, L	A	11/30/91
	Florida	90-78, W	H	12/15/91
1995-96	Georgia Tech (3OT)	90-85, W	H	1/31/96
1997-98	Virginia	76-83, L	H	2/1/98
1998-99	North Carolina	101-112, L	H	12/5/98

**Notable Florida State Victories**

Date	Opponent	Score	Location
1973-74	vs. Barry College	50-33	n/a
	<b>First Win</b>		
1977-78	vs. South Florida (OT)	84-76	n/a
	<b>Win 50</b>		
Dec. 4, 1981	vs. Kent State	80-66	W. Lafayette, IN
	<b>Win 100</b>		
Dec. 5, 1983	vs. Central Florida	67-60	Tallahassee, FL
	<b>Win 150</b>		
Dec. 3, 1988	vs. Georgia Southern	105-78	Tallahassee, FL
	<b>Win 200</b>		
Jan. 11, 1992	vs. Georgia Tech	77-66	Atlanta, GA
	<b>Win 250</b>		
Jan. 23, 1995	vs. Georgia Tech	60-58	Atlanta, GA
	<b>Win 300</b>		
	<b>All-Time Record</b>		
		344-404 (.460)	

**Seminole 100 Point Games**

YEAR	OPPONENT	SCORE	SITE	DATE
1975-76	West Florida	100-16	n/a	n/a
1976-77	Dayton	104-33	n/a	n/a
1978-79	New Orleans	101-66	n/a	n/a
1978-79	Florida	101-94	n/a	n/a
1979-80	South Florida	100-88	n/a	n/a
1981-82	Stetson	102-92	H	12/4/82
1982-83	Nebraska	100-84	N	12/31/82
1987-88	Wisconsin	100-67	H	1/6/88
1988-89	Central Michigan	100-78	N	11/25/88
	Georgia Southern	105-78	H	12/3/88
	Howard	101-73	H	2/6/89
1989-90	Tulane	103-66	H	1/8/90
1990-91	Marquette	110-75	H	12/1/90
	Memphis State	106-94	A	1/19/91
	Stetson	114-71	H	2/6/91
	Memphis State	101-77	H	2/16/91
	Tulane	104-66	A	2/25/91
1991-92	Florida A&M	100-71	H	2/24/92
	Oral Roberts	104-59	H	2/29/92
1998-99	North Carolina	101-112	H	12/5/98
1999-00	Loyola	102-70	A	12/19/99

**Opponent 100 Point Games**

YEAR	OPPONENT	SCORE	SITE	DATE
1975-76	Talladega College	55-100	n/a	n/a
1976-77	Delta State	60-106	n/a	n/a
1977-78	South Carolina	52-115	n/a	n/a



**THE RECORD BOOK**  
2000-2001  
WOMEN'S BASKETBALL

Year	Opponent	Score	Home/Away	Result
1978-79	Florida	63-102	n/a	n/a
1978-79	Memphis State	78-101	n/a	n/a
1979-80	Southern Miss	65-107	n/a	n/a
	Mercer	86-100	n/a	n/a
1981-82	Old Dominion	65-100	A	1/17/82
	Memphis State	90-104	H	1/25/82
1991-92	Maryland	70-101	A	2/5/92
1993-94	North Carolina	61-102	A	12/11/93
1998-99	North Carolina	101-112	H	12/5/98

**FSU Top 10 Biggest Wins**  
(By Margin)

MARGIN	OPPONENT	SCORE	DATE
84	West Florida	100-16	1975-76
71	Dayton	104-33	1976-77
55	South Alabama	76-43	12/19/81
55	Tulane	100-45	11/8/90
49	Stetson	78-29	1976-77
48	Lewis Univ.	94-46	1/2/82
46	Pensacola Jr. Coll.	86-40	1976-77
45	Oral Roberts	104-59	2/29/92
43	Florida A&M	77-34	1974-75
43	Stetson	114-71	2/6/91
43	W. Carolina	83-39	12/21/98



**Alison Peercy was a three-year starter at point guard for the Seminoles.**

**FSU Top 10 Biggest Losses**  
(By Margin)

MARGIN	OPPONENT	SCORE	DATE
63	South Carolina	52-115	1977-78
62	Duke	30-92	12/6/95
54	Alabama	33-87	12/31/93
54	Clemson	26-80	2/7/94
51	Valdosta State	50-101	1975-76
49	Albany State	38-87	1976-77
47	Valdosta State	44-91	1975-76
46	Delta State	60-106	1976-77
46	Tennessee	43-89	11/26/86
46	Texas	43-89	2/24/84

**FSU Longest Winning Streaks**

10 Games	1990-91
Florida	79-78
Miami	76-62
Virginia Tech	78-64
Cincinnati	90-61
Louisville	83-70
Alabama	88-65
Memphis State	106-94
South Carolina	69-60
Southern Mississippi	96-76
Tulane	87-60

10 Games	1982-83
Delta State	75-67
Nebraska	110-84
Army	69-60
Oklahoma State	72-52
Temple	74-69
St. Joseph's	59-54
Montclair State OT	89-81
Tulane	81-56
Memphis State	90-82
Florida A&M	66-60

10 Games	1981-82
Florida International	74-64
Miami	77-74
South Alabama	99-44
Lewis University	94-46
Miami-Ohio	89-68
North Carolina	77-68
South Florida	80-60
Mississippi University for Women	76-54
Florida	86-79
Virginia Tech	93-72

**FSU Longest Losing Streak**

18 Games	1996-97
Mississippi	52-75
Duke	46-87
Wake Forest	68-79
North Carolina	63-88
Clemson	63-74
Maryland	58-65
Virginia	57-67
Georgia Tech	51-75
N.C. State	36-75
Maryland	59-79
Duke	70-77
Duquesne	58-61
Georgia Tech	60-68
North Carolina	56-82
Virginia	44-73
Clemson	47-71
Wake Forest	59-63
Wake Forest	59-70



# All-Time Letterwinners

**F L O R I D A S T A T E S E M I N O L E S**

**A**

Abraham, Joanne ..... 1970-73 (3)  
 Adams, Leslie ..... 1992-93 (1)  
 Alexander, Vicki ..... 1976-77 (1)  
 Allen, Deb ..... 1971-74 (3)  
 Arnold, Jackie ..... 1977-79 (2)  
 Arnoldi, Alison ..... 1990-94 (4)  
 Atkinson, Angela ..... 1993-94 (1)

**B**

Bailey, Jan ..... 1973-76 (3)  
 Baker, Jill ..... 1980-84 (4)  
 Barineau, Karen ..... 1977-79 (2)  
 Battles, Judy ..... 1974-77 (3)  
**Beal, Molly ..... 1999-00**  
 Bennett, Lea ..... 1998-99 (2)  
 Blaydes, Diane ..... 1978-80 (2)  
 Boehmer, Cindy ..... 1972-76 (4)  
 Bouknight, Veronica ..... 1985-86 (1)  
**Bradley, Lauren ..... 1999-00**  
 Brokas, Chris ..... 1975-77 (2)  
**Brown, Lako ..... 1997-00**  
 Brown, Susan ..... 1973-76 (3)  
 Buchanan-Berryhill, Mary ..... 1986-93 (3)  
 Burgun, Ruthann ..... 1980-81 (1)  
 Burnette, Bev ..... 1984-89 (4)  
 Burns, Wanda ..... 1988-91 (3)  
 Burroughs, Joye ..... 1981-82 (1)

**C**

Cannon, Mary Anne ..... 1972-76 (4)  
 Clark, Gussie ..... 1984-88 (4)  
 Cliette, Brenda ..... 1983-87 (2)  
 Cobbins, Katina ..... 1991-95 (3)  
 Coleman, Latavia ..... 1996-00 (4)  
 Collins, Ann ..... 1976-78 (2)  
 Collins, Debra ..... 1988-89 (1)  
 Colquitt, Emma ..... 1972-76 (4)  
 Corn, Robin ..... 1987-92 (4)

**D**

Davidson, Arleshia ..... 1995-99 (4)  
 Davis, Chris ..... 1987-91 (4)  
 Davis, Melissa ..... 1977-78 (1)  
 Davis, Vicki ..... 1970-73 (3)  
 Derlak, Christy ..... 1990-94 (4)  
 Dishman, Chantelle ..... 1989-93 (4)  
 Drew, Tizza ..... 1976-77 (1)

**E-F**

Edwards, Debbie ..... 1969-72 (3)  
 Eilbacher, Denise ..... 1976-78 (2)  
 Erickson, Cathy ..... 1992-93 (1)  
 Fahey, Meg ..... 1981-82 (1)  
 Frank, Cindy ..... 1970-73 (3)  
 Frank, Michelle ..... 1992-94 (2)  
 Foglio, Lisa ..... 1980-83 (3)  
 Fowler, Tanya ..... 1988-92 (4)  
**Fuchs, Vanessa ..... 1997-00**

**G**

Gailey, Becky ..... 1977-78 (1)  
 Galkantas, Nancy ..... 1981-83 (2)  
 Galkantas, Sue ..... 1980-84 (4)

Galloway, Karen ..... 1989-91 (2)  
 Garrett, Val ..... 1984-87 (3)  
 Glover, Cheryl ..... 1985-86 (1)  
 Golden, Scooby ..... 1978-80 (2)  
 Gomez, Jan ..... 1969-71 (2)  
 Gonzalez, Clara ..... 1974-77 (3)  
 Gracey, Tamara ..... 1998-99 (1)  
 Graham, Marlene ..... 1972-76 (4)  
 Gray, Joan ..... 1969-72 (3)  
 Gray, Linda ..... 1978-81 (3)  
 Grimes, Sarah ..... 1987-89 (2)  
 Gwyn, Moody ..... 1985-86 (1)

**H**

Hall, Sarah ..... 1984-88 (4)  
 Hampton, Wendy ..... 1994-98 (4)  
 Harden, Gina ..... 1978-80 (2)  
 Harper, Rose ..... 1977-81 (4)  
 Harris, Valene ..... 1985-87 (2)  
 Harvis, Aline ..... 1987-89 (2)  
 Harstvedt, Peggy ..... 1975-78 (3)  
 Hatzell, Brauna ..... 1977-78 (1)  
 Heaps, Meghan ..... 1995-97 (2)  
 Hodge, Shannon ..... 1988-92 (4)  
 Houston, Candi ..... 1969-71 (2)

**I-K**

Ivy, Rita ..... 1969-72 (3)  
 Kaminski, Sheri ..... 1983-87 (4)  
 Kocsis, Francene ..... 1974-76 (2)  
 Koontz, Barb ..... 1973-76 (3)

**L**

Lappe, Martha ..... 1977-79 (2)  
 Laine, Charlene ..... 1969-72 (3)  
 Lardie, Maria ..... 1988-90 (2)  
 Lasseter, June ..... 1979-80 (1)  
 Lasseter, Laine ..... 1978-82 (4)  
 Linley, Val ..... 1997-99 (2)  
 Lopez, Luz ..... 1988-90 (2)

**M**

Macon, Stacy ..... 1976-77 (1)  
 Marnie, Lynn ..... 1979-83 (4)  
 McCarty, Terri ..... 1984-88 (3)  
 McDonald, Lynn Dee ..... 1979-81 (2)  
 McGowan, Linda-Ann ..... 1983-86 (3)  
 McKinney, Yvette ..... 1972-75 (3)  
 McLin, Latrice ..... 1994-98 (4)  
 Miller, Jennifer ..... 1995-97 (2)  
 Moneymaker, Stacy ..... 1983-84 (1)  
 Moorefield, Lysa ..... 1994-98 (4)

**N-O**

Nelson, Val ..... 1976-77 (1)  
 Oliver, LeeWayne ..... 1980-84 (4)  
 O'Neal, Sunnie ..... 1979-82 (3)  
 Owen, Anne ..... 1969-71 (2)

**P**

Palgut, Karyn ..... 1981-82 (1)  
 Parker, Kristy ..... 1995-97 (2)  
 Parr, Barb ..... 1973-76 (3)  
 Paschal, Tia ..... 1989-93 (4)

Pedersen, Anja ..... 1994-95 (1)  
 Peercy, Allison ..... 1991-95 (4)  
 Penn, Aletha ..... 1994-98 (4)  
 Piatnik, Jan ..... 1984-88 (4)  
 Pink, Patti ..... 1975-77 (2)  
 Podulka, Kris ..... 1978-81 (3)  
 Preston, Antonette ..... 1993-94 (1)  
 Preston, Gayle ..... 1974-76 (2)  
 Putzi, Debbie ..... 1980-81 (1)

**R**

Rickardson, Kim ..... 1976-77 (1)  
 Rickman, Tanisha ..... 1994-95 (1)  
 Rimson, Lorraine ..... 1983-85 (2)  
 Rivers, Cherry ..... 1976-80 (4)  
 Robinson, Connie ..... 1991-92 (1)  
 Robinson, Jen ..... 1995-99 (4)  
 Ruffo, Sandra ..... 1977-78 (1)  
 Ryan, Danielle ..... 1989-93 (4)

**S**

Shuler, Meg ..... 1978-79 (1)  
 Seamon, Susan ..... 1970-73 (3)  
 Shannon, Darlene ..... 1977-79 (2)  
 Sharpe, Joanne ..... 1969-72 (3)  
 Shaw, Jode ..... 1974-75 (1)  
 Shields, Dawn ..... 1979-80 (1)  
 Slater, Celia ..... 1983-85 (2)  
 Smith, Lori ..... 1983-84 (1)  
 Spercing, Vicki ..... 1970-72 (2)  
**Springle, Lakesha ..... 1998-00**  
 Sildsby, Shirley ..... 1975-78 (3)  
 Stokes, Glenda ..... 1979-83 (4)  
 Stone, Penny ..... 1984-85 (1)  
 Storey, Robin ..... 1987-89 (2)  
 Sutton, Angela ..... 1998-00 (2)

**T-U-V**

Taylor, Liberty ..... 1991-95 (4)  
 Test, Kelli ..... 1987-91 (4)  
 Thomas, Karen ..... 1988-90 (2)  
 Thomas, Terry ..... 1977-78 (1)  
 Thrapp, Susie ..... 1980-81 (1)  
 Tinsley, Teresa ..... 1978-80 (2)  
 Tippins, Debbie ..... 1976-77 (1)  
**Torres, Levys ..... 1999-00**  
**Traylor, April ..... 1998-00**  
 Tucker, Angela ..... 1985-88 (3)  
**Vujas, Katelyn ..... 1999-00**

**W**

Walker, Kaila ..... 1993-94 (1)  
 Walker, Tracy ..... 1989-92 (3)  
 Washington, Sharron ..... 1993-94 (1)  
 Waugh, Leslie ..... 1995-97 (2)  
 Weigand, Cheryl ..... 1975-78 (3)  
 White, Kristy ..... 1995-97 (2)  
**Whiting, Shinikki ..... 1999-00**  
 Williams, Carla ..... 1994-96 (2)  
 Wood, Lahna ..... 1982-83 (1)  
 Woods, Ursula ..... 1992-93 (1)  
 Wright, Diana ..... 1970-72 (2)  
 Wright, Monica ..... 1969-72 (3)  
**Wyckoff, Brooke ..... 1997-00**

Active players in Bold



# All-Time Jersey Numbers

## FLORIDA STATE SEMINOLE

(Letterwinners starting with 1978-79 season)

<b>#00</b>	Lakesha Springle ..... 1998-99
<b>#3</b>	Shinikki Whiting ..... present
<b>#4</b>	Antonette Preston ..... 1993-94 Petra Hofmann ..... present
<b>#5</b>	Angela Atkinson ..... 1993-94 Latrice McLin ..... 1994-98
<b>#9</b>	Kaila Walker ..... 1993-94
<b>#10</b>	Susie Thrapp ..... 1980-81 Jill Baker ..... 1982-84 Lahna Wood ..... 1982-83 Valerie Garrett ..... 1984-87 Katina Cobbins ..... 1991, 93-95 Val Linley ..... 1997-99 Lakesha Springle ..... 1999-present
<b>#11</b>	Lynn Marnie ..... 1979-82 Sunnie O'Neal ..... 1979-82 Jan Piatnik ..... 1984-88 Shannon Hodge ..... 1988-92 Michelle Frank ..... 1992-94 Angela Sutton ..... 1998-00
<b>#12</b>	Teresa Tinsley ..... 1978-80 Sheri Kaminski ..... 1983-87 Robin Storey ..... 1987-89 Luz Lopez ..... 1989-90 Alison Arnoldi ..... 1990-94 Kristy Parker ..... 1995-97 April Traylor ..... 1998-present
<b>#13</b>	Lori Smith ..... 1983-84 Chris Davis ..... 1987-91 Jennifer Miller ..... 1995-97 Levys Torres ..... 1999-present
<b>#14</b>	Rose Harper ..... 1977-81 Jill Baker ..... 1982-84 Joye Burroughs ..... 1981-82 Gussie Clark ..... 1984-88 Tanya Fowler ..... 1988-92
<b>#15</b>	Scooby Golden ..... 1978-80

<b>#20</b>	Linda Gray ..... 1978-81 Linda Ann McGowan ..... 1983-86 Christy Derlak ..... 1990-94 Aletha Penn ..... 1994-98 Katelyn Vujas ..... 1999-present
------------	--

<b>#21</b>	Aline Harvis ..... 1987-89 Kristy White ..... 1995-97 Brooke Wyckoff ..... 1997-present
------------	---

<b>#22</b>	Lynn Dee McDonald ..... 1979-81 Celia Slater ..... 1983-85 Moody Gwyn ..... 1985-86 Wanda Burns ..... 1988-91 Carla Williams ..... 1994-96 Vanessa Fuchs ..... present
------------	---

<b>#23</b>	Brenda Cliette ..... 1986-87 Bev Burnett ..... 1985-86 Robin Corn ..... 1987-92 Sharron Washington ..... 1993-94 Arleshia Davidson ..... 1995-99 Shinikki Whiting ..... 1999-00
------------	--

<b>#24</b>	Kris Podulka ..... 1978-81 Kelli Test ..... 1987-91 Liberty Taylor ..... 1991-95 Jen Robinson ..... 1995-99
------------	--

<b>#25</b>	Jill Baker ..... 1980-81 Valene Harris ..... 1985-87 Connie Robinson ..... 1991-92 Lako Brown ..... 1997-present
------------	---

<b>#30</b>	Terri McCarty ..... 1984-85 Sarah Hall ..... 1986-88 Tia Paschal ..... 1989-93 Tanisha Rickman ..... 1994-95 Latavia Coleman ..... 1996-00
------------	--

<b>#31</b>	Debbie Putz ..... 1980-81 Lahna Wood ..... 1982-83 Cheryl Glover ..... 1985-86 Karen Thomas ..... 1988-90 Lysa Moorefield ..... 1994-98
------------	---

<b>#32</b>	Penny Stone ..... 1984-85 Terri McCarty ..... 1987-88 Karen Galloway ..... 1989-91 Allison Peercy ..... 1991-95 Mehgan Heaps ..... 1995-97 Molly Beal ..... 1999-present
------------	---

<b>#33</b>	Cherry Rivers ..... 1976-80 LeeVayne Oliver ..... 1980-84 Bev Burnett ..... 1988-89 Danielle Ryan ..... 1989-93 Kaila Walker ..... 1993-94 Vanessa Fuchs ..... 1997-00 Tasheika Morris ..... present
------------	--

<b>#34</b>	Tracy Walker ..... 1989-92
------------	----------------------------

<b>#35</b>	Debra Collins ..... 1988-89 Laine Lasseter ..... 1978-82
------------	---

<b>#40</b>	Lisa Foglio ..... 1980-83 June Lasseter ..... 1979-80
------------	--

<b>#41</b>	Tamara Gracey ..... 1998-99
------------	-----------------------------

<b>#42</b>	Stacy Moneymaker ..... 1983-84 Sarah Hall ..... 1984-85 Sarah Grimes ..... 1987-89 Leslie Waugh ..... 1995-97
------------	--

<b>#43</b>	Sue Galkantas ..... 1980-84
------------	-----------------------------

<b>#44</b>	Glenda Stokes ..... 1979-80 Meg Fahey ..... 1981-82 Brenda Cliette ..... 1983-84 Angela Tucker ..... 1985-88 Chantelle Dishman ..... 1989-93 Anja Pedersen ..... 1994-95 Lauren Bradley ..... 1999-present
------------	--

<b>#45</b>	Meg Schuler ..... 1978-79 Ruthann Burgan ..... 1980-81 Lynn Marnie ..... 1982-83 Ursula Woods ..... 1992-93 Wendy Hampton ..... 1994-98
------------	---

<b>#50</b>	Nancy Galkantas ..... 1981-83 Veronica Bouknight ..... 1985-86 Maria Lardie ..... 1988-90
------------	---

<b>#51</b>	Lea Bennett ..... 1998-00
------------	---------------------------

<b>#52</b>	Glenda Stokes ..... 1982-83 Mary Buchanan Berryhill ..... 1986-87, 92-93
------------	---

<b>#55</b>	Lorraine Rimson ..... 1983-85
------------	-------------------------------



# Sue Galkantas

R E T I R E D N U M B E R 4 3



**Sue Galkantas**

By the time Sue Galkantas graduated from Florida State in 1984, her name was atop almost every individual statistical category in the Florida State records book. Galkantas was one of the most prolific scorers ever to play for Florida State, averaging 19.4 points per game in her career — a mark that still ranks number one on the FSU career lists. She scored an unbelievable 2,323 points over her four-year

career (1980-84). That total is the most points ever scored by a basketball player — male or female — in Florida State history.

Galkantas shined from the moment she stepped onto the court. In her freshman year, she broke the FSU freshman scoring record and was named a freshman All-American in numerous publications. By her sophomore year, Galkantas had already scored her 1,000 point and established herself as one of the top 20 scorers in the nation. In addition to her individual ability, Galkantas will be remembered for her contribution to the FSU women's basketball team during her All-American junior season. She led Florida State to a 24-6 record and to its first trip to the NCAA Tournament.

"She is our first bonafide All-American at Florida State," said former FSU coach Janice Dykehouse. "She's the person who is responsible for turning our program around. She could go down in the record books as doing for our program what Dave Cowens did here for the men's program at FSU."

Galkantas was indeed one of the all-time greatest athletes to ever don the Garnet and Gold. She scored in double figures in 115 of 120 career games played and still holds 16 FSU records. In 1989, Galkantas was inducted into the FSU Athletics Hall of Fame. At that time, she added another "first" to her resume as she was the first women's athlete in FSU history to have her number retired.



**Tina Thomas, Sue Galkantas, Sue Semrau and Arleshia Davidson at the 30th Anniversary for Women's Athletics celebration in 1998.**



# Postseason Play


F L O R I D A S T A T E S E M I N O L E S

## 1978 State Tournament

South Florida 70, FSU 65  
FSU 86, South Florida 61  
South Florida 61, FSU 59

## 1980 FAIAW State Tournament

Tampa, Fla.  
FSU 100, South Florida 88



The 1990-91 Most Valuable Player, Wanda Burns, who played for FSU from 1987-91, is listed in 12 All-Time records.

## AIAW Region Tournament

Clinton, Miss.  
Mercer 84, F.S.U. 75

## 1981 FAIA State Tournament

Daytona Beach, Fla.  
Miami 79, FSU 70

## 1982 FAIAW State Tournament

Daytona Beach, Fla.  
FSU 84, Miami 80  
FSU 76, Florida A&M 65

## AIAW Region 111 Tournament

FSU 71, Mississippi College 69  
Georgia Southern 81, FSU 78  
Mississippi Valley 95, FSU 83

## National Women's Invitational Tournament

FSU 76, Pepperdine 63  
FSU 75, BYU 71  
Championship Game —  
Oregon State 76, FSU 60  
FSU defeated St. Louis via forfeit

## 1983 NCAA Midwest First Round

University, Miss.  
Ole Miss 86, FSU 76

## 1990 NCAA Midwest First Round

Tallahassee, Fla.  
Penn State 83, FSU 73

## 1991 NCAA Midwest First Round

Tallahassee, Fla.  
FSU 96, Appalachian State 57

## NCAA Midwest Second Round

Tallahassee, Fla.  
Western Kentucky 72, FSU 69



# Honors & Awards

FLORIDA STATE SEMINOLES

The following is a listing of Lady Seminole accomplishments from 1980 to present. Please contact the Florida State Sports Information Office if you have any information regarding FSU women's basketball awards/accomplishments from the 1970's.

## All-Conference Teams

- 1988 ..... Bev Burnett - Metro first team
- 1989 ..... Bev Burnett - Metro first team  
Chris Davis - Metro second team
- 1990 ..... Wanda Burns - Metro first team  
Chris Davis - Metro second team
- 1991 ..... Wanda Burns - Metro first team, player of the year  
Chantelle Dishman - Metro first team  
Tia Paschal - Metro second team  
Connie Robinson - ACC All-Freshman Team
- 1993 ..... Tia Paschal - ACC first team
- 1994 ..... Christy Derlak - ACC second team
- 1996 ..... Latavia Coleman - ACC All-Freshman Team
- 1997 ..... Brooke Wyckoff - ACC All-Freshman Team
- 1998 ..... Latavia Coleman - ACC second team
- 1999 ..... Brooke Wyckoff - ACC third team  
April Traylor - ACC All-Freshman Team
- 2000 ..... Latavia Coleman - ACC second team  
Brooke Wyckoff - ACC third team

## Conference

### All-Tournament Teams

- 1980 ..... Cherry Rivers, Metro
- 1983 ..... Sue Galkantas, Metro
- 1990 ..... Tia Paschal, Metro
- 1991 ..... Wanda Burns, Metro (MVP); Tia Paschal, Metro
- 1993 ..... Tia Paschal - ACC first team
- 1999 ..... Latavia Coleman - ACC first team

## ACC All-Defensive Teams

- 1999 ..... Brooke Wyckoff

## All-Americans

- Lisa Foglio ..... 1982 All-Region Kodak All-America
- Sue Galkantas ..... 1982 All-Region Kodak All-America  
1982 Second Team Freshman All-America  
1982 Freshman All-America By *Street & Smith's*  
1983 Second Team All-America By *Women's Basketball Yearbook*
- Lorraine Rimson ..... 1984 Freshman All-America
- Bev Burnett ..... 1988 Third Team All-America By American Women's Sports Federation
- Wanda Burns ..... 1991 Third Team All-America By American Women's Sports Federation
- Chris Davis ..... 1991 Special Mention All-America By American Women's Sports Federation
- Tia Paschal ..... 1993 Second Team All-America By American Women's Sports Federation
- Danielle Ryan ..... 1993 Fourth Team All-America By American Women's Sports Federation

- Christy Derlak .. 1993 Special Mention All-America By American Women's Sports Federation
- Allison Peercy .. 1993 Special Mention All-America By American Women's Sports Federation

## Academic Awards

### Metro Conference Commissioner's List


- 1984-85 ..... Maurine Martin, Celia Slater, Penny Stone
- 1985-86 ..... Sarah Hall
- 1986-87 ..... Sarah Hall, Terri McCarty
- 1987-88 ..... Sarah Hall, Terri McCarty
- 1988-89 ..... Bev Burnett, Chris Davis, Luz Lopez, Robin Storey
- 1989-90 ..... Chris Davis, Kelli Test, Shannon Hodge
- 1990-91 ..... Robin Corn

### ACC Postgraduate Scholarship

- 1993-94 ..... Christy Derlak

### Atlantic Coast Conference Honor Roll Selections

- 1991-92 ..... Robin Corn, Christy Derlak, Danielle Ryan
- 1992-93 ..... Christy Derlak, Danielle Ryan, Allison Peercy
- 1993-94 ..... Christy Derlak, Allison Peercy, Liberty Taylor, Angela Atkinson, Michelle Frank
- 1994-95 ..... Allison Peercy, Liberty Taylor, Katina Cobbins, Wendy Hampton, Anja Pederson
- 1995-96 ..... Wendy Hampton, Kristen Parker, Leslie Waugh, Carla Williams
- 1996-97 ..... Arleshia Davidson, Wendy Hampton, Kristen Parker, Leslie Waugh
- 1997-98 ..... Arleshia Davidson, Vanessa Fuchs,



Brooke Wyckoff



**THE RECORD BOOK**  
2000-2001  
WOMEN'S BASKETBALL

Wendy Hampton, Latrice McLin, Jen Robinson,  
Leslie Waugh, Brooke Wyckoff  
1998-99 ..... Arleshia Davidson, Vanessa Fuchs,  
Val Linley, Jen Robinson, Lakesha Springle,  
Angela Sutton, Brooke Wyckoff  
1999-00 ..... Latavia Coleman, Molly Beal, Brooke Wyckoff  
Vanessa Fuchs, Lauren Bradley,  
Levys Torres, Katelyn Vujas

*Atlantic Coast Conference  
Select Team*

1993 ..... Tia Paschal  
1994 ..... Christy Derlak

*Conference Players Of The  
Week*

Bev Burnett ..... 1985-86, 1987-88 (2), 1988-89 (Metro)  
Chris Davis ..... 1987-88, 1990-91 (Metro)  
Wanda Burns ..... 1989-90 (Metro)  
Connie Robinson ..... 1991-92 ACC Rookie of the Week (twice)  
Tia Paschal ..... 1990-91 (Metro), 1992-93 (ACC)  
Carla Williams ..... 1995-96 (ACC)  
Latavia Coleman ..... 1996-97 ACC Rookie of the Week;  
1999-00 ACC Player of the Week (twice)

Brooke Wyckoff ..... 1997-98 ACC Rookie of the Week  
April Traylor ..... 1998-99 ACC Rookie of the Week (twice)  
Angela Sutton ..... 1998-99 ACC Rookie of the Week

*National Teams*

Sue Galkantas ..... 1981, National Sports Festival  
Jan Allen ..... 1982, FAIAW Coach of the Year  
Lorraine Rimson ..... 1985, Team USA  
(Maccabiah Games in Israel)  
Sarah Hall ..... 1986, Athletes in Action  
Marynell Meadors ..... 1989, Olympic Festival (Head Coach)  
1992, U.S.A. Women's Select Team (Assistant Coach)  
Kelli Test ..... 1990, AAU National Team  
Brooke Wyckoff ..... 1998, USA Select Team;  
1999, USA Basketball World University Games Team;  
2000, USA Basketball Jones Cup Team

*Other Accomplishments*

Wanda Burns ..... Metro All-Rookie Team, 1989  
Tia Paschal ..... Metro All-Rookie Team, 1990  
Chantelle Dishman ..... Metro All-Rookie Team, 1990  
Metro Conference Freshman Of The Year, 1990  
Marynell Meadors ..... Metro Conference  
Coach Of The Year, 1990 & 1991

*FSU Athletics Hall of Fame*

Sue Galkantas ..... 1989  
Tia Paschal ..... 1999

*Tia Paschal*

**FSU Athletics Hall of Fame  
1999 Inductee**


*The Florida State women's basketball program enjoyed its greatest success during the four-year career of Tia Paschal, who lettered for the Seminoles from 1989 to 1993.*

*A forward from Thomson, Ga., Paschal was an immediate contributor for Florida State and was a three-year starter after averaging 20 minutes of play as a rookie. She ended her career averaging 19.4 points and 7.4 rebounds as a senior while earning first team All-ACC honors and second team All-America honors by the American Women's Sports Federation. During her career, she helped lead the Seminoles to two consecutive NCAA Tournament appearances in 1989-90 and 1990-91 as well as a Metro Conference championship in the 1990-91 season.*

*Paschal's versatility made her a weapon in every facet of the game which is evident by the records she still holds at Florida State. She holds the records for points in a game (38), free throws made (14) and attempted (19) in a game and steals in a season (96) and career (269). Paschal is also among FSU's top 10 in six season and seven career records and ranks second all-time in scoring with 1,662 points.*

*Honors came in abundance for Paschal throughout her career. After redshirting the 1988-89 season with a knee injury, Paschal took the conference by storm as a freshman, earning Metro Conference All-Rookie Team honors. She earned Metro All-Tournament Team honors two seasons and was twice named the conference Player of the Week.*

*Paschal has continued playing the game that she loves professionally. Since her graduation in criminology in 1993, Paschal's professional overseas experience has included stops in Germany, Sweden and Spain. She also played one season with the Charlotte Sting of the WNBA.*





# Series Records

**A G A I N S T A L L O P P O N E N T S**

*Alabama* ..... 4-5

1979-80	L	61-88	
1980-81	W	77-76	(N)
1982-83	W	73-64	(A)
	L	61-64	(H)
1987-88	L	64-70	(H)
1988-89	L	68-70	(A)
1989-90	W	81-76	(A)
1990-91	W	88-65	(H)
1993-94	L	33-87	(N)

*Alabama-Birmingham* .. 3-5

1978-79	L	85-87	
	L	79-95	
1979-80	L	85-95	(H)
	L	82-96	(H)
1982-83	L	73-75	(A)
1983-84	W	82-75	(H)
1986-87	W	75-62	(H)
1988-89	W	84-68	(A)

*Alabama State* ..... 0-2

1976-77	L	73-80	
1978-79	L	73-95	

*Alaska* ..... 1-0

1983-84	W	77-63	(N)
---------	---	-------	-----

*Albany State* ..... 4-8

1974-75	W	62-55	
	L	43-61	
1975-76	L	50-71	
	L	44-73	
1976-77	L	38-87	
	L	73-80	
1977-78	L	86-94	
1982-83	W	94-52	(H)
1984-85	W	66-60	(H)
1985-86	W	72-69	(A)
1986-87	L	71-72	(H) (OT)

*Appalachian State* .... 2-1

1978-79	L	83-89	
1989-90	W	77-62	(H)
1990-91	W	96-57	(H)

*Arizona State* ..... 0-1

1983-84	L	70-85	(N)
---------	---	-------	-----

*Army* ..... 1-0

1982-83	W	69-60	(N)
---------	---	-------	-----

*Auburn* ..... 0-7

1974-75	L	51-64	
1982-83	L	43-73	(A)
1983-84	L	53-72	(H)
1984-85	L	58-76	(A)
1989-90	L	63-80	(A)
1990-91	L	64-79	(H)
1999-00	L	52-55	(H)

*Berry College* ..... 1-0

1973-74	W	50-33	
---------	---	-------	--

*Belhaven* ..... 1-0

1979-80	W	81-75	
---------	---	-------	--

*Brigham Young* ..... 1-1

1981-82	W	75-71	(N)
1983-84	L	61-76	(N)

*Butler* ..... 0-1

1991-92	L	68-71	(H)
---------	---	-------	-----

*California* ..... 0-1

1992-93	L	50-69	(N)
---------	---	-------	-----

*Cal State-Fullerton* ..... 1-0

1998-99	W	84-73	(A)
---------	---	-------	-----

*Central Florida* ..... 6-2

1976-77	W	77-63	
1980-81	W	92-75	(H)
1981-81	W	75-65	(H)
1983-84	W	67-60	(H)
1984-85	L	76-93	(A)
1985-86	L	90-98	(A)
1994-95	W	74-59	(H)
1996-97	W	78-53	(H)

*Central Michigan* .... 1-0

1988-89	W	100-78	(N)
---------	---	--------	-----

*Central Missouri* .... 0-1

1980-81	L	60-69	(N)
---------	---	-------	-----

*Charleston Southern* ... 1-0

1997-98	W	72-51	(H)
---------	---	-------	-----

*Chicago State* ..... 1-0

1999-00	W	73-49	(A)
---------	---	-------	-----

*Cincinnati* ..... 12-8

1978-79	W	61-57	
1980-81	L	65-91	(A)
1982-83	W	84-61	(N)
1983-84	W	83-72	(H)
1984-85	L	73-83	(A)
1985-86	W	75-72	(H)
	L	45-77	(N)
1986-87	L	53-55	(H)
	W	70-50	(A)
1987-88	L	59-70	(H)
	W	66-58	(A)
	L	76-78	(N)
1988-89	L	45-66	(A)
	W	62-57	(H)
	L	47-57	(N)
1989-90	W	61-44	(H)

1990-91	W	57-44	(A)
	W	90-61	(H)
	W	67-49	(A)
	W	89-51	(N)

*Clemson* ..... 1-19

1980-81	L	59-78	(N)
1991-92	L	73-80	(A)
	W	79-66	(H)
1992-93	L	69-84	(H)
	L	63-70	(A)
1993-94	L	26-80	(A)
	L	60-75	(H)
1994-95	L	68-72	(A)
	L	64-67	(H)
1995-96	L	74-87	(H)
	L	53-70	(A)
1996-97	L	63-74	(A)
	L	47-71	(H)
1997-98	L	84-87	(H)
	L	55-85	(A)
	L	68-85	(N)
1998-99	L	55-77	(N)
	L	67-71	(H)
1999-00	L	61-73	(H)
	L	58-75	(A)

*College of Charleston* .. 0-1

1975-76	L	61-93	
---------	---	-------	--

*Colorado* ..... 1-0

1984-85	W	70-61	(H)
---------	---	-------	-----

*Colorado State* ..... 1-0

1985-86	W	68-73	(N)
---------	---	-------	-----

*Dayton* ..... 2-0

1976-77	W	104-33	
1992-93	W	78-65	(H)

*Delta State* ..... 1-2

1976-77	L	60-106	
1978-79	L	64-93	
1982-83	W	75-67	(N)

*Denver* ..... 1-0

1980-81	W	93-41	(H)
---------	---	-------	-----

*DePaul* ..... 0-1

1987-88	L	68-82	(A)
---------	---	-------	-----

*Duke* ..... 5-15

1991-92	W	67-55	(H)
	W	61-53	(A)
1992-93	W	84-72	(A)
	W	74-67	(H)
1993-94	L	60-66	(A)
	W	78-73	(H)
1994-95	L	68-84	(A)
	L	71-75	(H)
1995-96	L	30-92	(A)
	L	47-61	(H)



# THE RECORD BOOK

## 2000-2001 WOMEN'S BASKETBALL

1996-97	L	46-87	(A)
	L	70-77	(H)
1997-98	L	76-96	(A)
	L	67-79	(H)
1998-99	L	72-91	(A)
	L	75-92	(H)
	L	57-90	(N)
1999-00	L	54-59	(H)
	L	52-87	(A)
	L	65-92	(N)

### Duquesne ..... 0-2

1996-97	L	58-61	(H)
1997-98	L	61-92	(A)

### East Carolina ..... 0-2

1979-80	L	61-69	
1980-81	L	67-78	(H)

### Eastern Kentucky .. 1-0

1991-92	W	72-65	(H)
---------	---	-------	-----

### Fairfield ..... 0-1

1984-85	L	64-71	(N)
---------	---	-------	-----

### Flagler ..... 3-4

1973-74	W	53-35	
	L	31-41	
	W	76-38	
1974-75	L	51-60	
	L	52-59	
	W	59-55	
	L	45-53	

### Florida ..... 24-35

1973-74	L	39-49	
	W	52-36	
	W	32-31	
	W	48-45	
1974-75	L	44-67	
	W	53-47	
	L	41-49	
	W	44-28	
1975-76	W	65-59	
	L	45-64	
	L	45-68	
	L	39-65	
1976-77	L	54-80	
	L	65-67	
	L	67-72	
	L	60-72	
1977-78	W	93-66	
	L	63-102	
	W	100-80	
1978-79	W	88-79	
	W	91-72	
	W	89-85	
	W	101-94	
1979-80	W	92-77	
	W	88-84	
	L	67-78	
	W	84-76	
	L	71-84	
1980-81	W	90-48	(H)
	L	81-83	(A)
1981-82	L	60-63	(H)
	W	86-79	(A)
1982-83	W	68-63	(A)
	W	89-67	(H)
1983-84	W	74-70	(H)
	L	57-65	(A)
1984-85	L	43-64	(A)
	L	58-79	(H)
1985-86	L	68-77	(H)

1986-87	L	76-81	(A)
	L	65-69	(H)
	L	59-70	(H)
1987-88	W	71-55	(H)
1988-89	L	60-63	(A)
1989-90	W	63-62	(H)
1990-91	W	79-78	(A)
1991-92	W	90-78	(H)(OT)
1992-93	L	78-81	(A)
1993-94	L	54-73	(H)
1994-95	L	80-91	(H)
	L	62-81	(A)
	L	56-74	(N)
	L	37-76	(H)
1995-96	L	48-75	(N)
	L	59-77	(A)
1996-97	L	48-75	(N)
	L	59-77	(A)
1997-98	L	64-73	(A)
	L	57-69	(H)
1998-99	L	89-106	(A)
1999-00	L	74-82	(H)

### Florida Atlantic .... 5-2

1986-87	L	38-42	(A)
1991-92	W	96-64	(H)
1992-93	W	97-67	(H)
1993-94	L	64-67	(A)
1994-95	W	69-55	(H)
1995-96	W	69-46	(A)
1996-97	W	79-63	(H)

### Florida A&M ..... 21-8

1974-75	W	77-34	
	W	47-26	
1977-78	W	84-59	
1978-79	L	79-84	(H)
	L	61-77	(A)
1979-80	W	74-61	(H)
	L	60-67	(A)
1980-81	W	76-64	(H)
	W	76-61	(A)
1981-82	L	86-87	(A)
	W	59-58	(H)
	W	76-65	(N)
1982-83	W	66-60	(A)
	W	82-65	(H)
1983-84	W	80-64	(A)
1984-85	L	57-61	(H)
1985-86	L	65-83	(H)
1986-87	W	79-72	(H)
1987-88	L	68-73	(N)
1988-89	W	75-68	(H)
1989-90	W	87-60	(H)
1990-91	W	92-62	(H)
1991-92	W	100-71	(A)
1992-93	W	79-58	(H)
1993-94	W	70-68	(A)
1994-95	L	65-73	(H)
1995-96	W	90-65	(A)
1996-97	W	91-59	(H)
1997-98	W	79-70	(A)

### Florida International ... 5-2

1975-76	W	58-35	
	W	81-44	
1981-82	W	74-64	(A)
1982-83	W	77-65	(H)
1997-98	L	63-66	(H)
1998-99	L	62-75	(H)
1999-00	W	76-55	(A)

### Florida Southern .... 1-0

1979-80	W	97-58	
---------	---	-------	--

### Fordham ..... 1-0

1984-85	W	88-81	(N)
---------	---	-------	-----

### Fort Valley ..... 0-1

1974-75	L	43-58	
---------	---	-------	--

### Fresno State ..... 1-0

1994-95	W	67-62	(N)
---------	---	-------	-----

### Furman ..... 1-0

1995-96	W	60-56	(N)
---------	---	-------	-----

### Georgetown ..... 1-2

1984-85	L	69-77	(A)
1985-86	W	78-74	(N)

### Georgia ..... 0-5

1987-88	L	72-91	(H)
1988-89	L	70-90	(A)
1989-90	L	76-80	(H)
1990-91	L	71-91	(A)
1998-99	L	72-95	(A)

### Georgia Southern ... 2-5

1974-75	L	53-65	
1975-76	L	54-83	
1977-78	L	71-79	
1980-81	L	79-96	(A)
1981-82	L	78-81	(H)
1987-88	W	83-77	(A)(OT)
1988-89	W	105-78	(H)

### Georgia State ..... 0-1

1980	L	96-78	(A)
------	---	-------	-----

### Georgia Tech ..... 10-11

1974-75	W	58-22	
1980-81	L	84-97	(A)
1991-92	L	68-70	(H)
	W	77-66	(A)
1992-93	W	79-71	(A)
	L	46-61	(H)
1993-94	L	62-65	(H)
	L	51-63	(A)
1994-95	W	60-58	(A)
	L	57-68	(H)
1995-96	L	65-97	(A)
	W	90-85	(H)(OT)
	W	64-51	(N)
1996-97	L	51-75	(A)
	L	60-68	(H)
1997-98	W	88-53	(A)
	W	77-56	(H)
1998-99	L	70-92	(A)
	L	78-86	(H)
1999-00	W	93-64	(H)
	W	77-74	(A)

### Howard ..... 1-0

1988-89	W	101-73	(H)
---------	---	--------	-----

### Idaho ..... 0-1

1983-84	L	74-75	(N)
---------	---	-------	-----

### Indiana ..... 0-1

1980-81	L	76-79	(H)
---------	---	-------	-----

### John Abbott ..... 2-0

1976-77	W	62-60	
1977-78	W	71-67	

### Judson College ..... 1-0

1976-77	W	97-79	
---------	---	-------	--



*Kansas*..... 1-0  
1983 W 91-62 (A)

*Kent State*..... 1-0  
1981 W 80-66 (N)

*Kentucky*..... 0-1  
1993-94 L 55-58 (N)

*Lamar*..... 1-0  
1991-92 W 78-67 (N)

*Lewis State*..... 2-2  
1981-82 W 94-46 (N)

*Long Beach State*.... 1-0  
1998-99 W 94-64 (H)

*Louisiana State*..... 2-2  
1989-90 L 65-68 (H)  
1990-91 W 89-82 (H)  
1991-92 L 88-96 (A)  
1992-93 W 79-59 (H)

*Louisiana Tech*..... 0-2  
1997-98 L 60-86 (A)  
1998-99 L 72-88 (H)

*Louisville*..... 11-10  
1978-79 L 60-94  
L 73-77  
1979-80 L 67-86  
L 60-77  
1981-82 L 73-89 (A)  
1982-83 L 56-67 (A)  
1983-84 L 65-81 (H)  
L 77-88 (A)  
1984-85 L 74-89 (A)  
1985-86 W 67-64 (H)  
1986-87 W 66-63 (H)  
L 64-77 (A)  
1987-88 W 99-65 (H)  
W 73-70 (A)  
1988-89 W 65-64 (A)  
W 82-76 (H)  
1989-90 W 69-66 (H)  
W 77-62 (A)  
1990-91 W 83-70 (H)  
W 86-52 (A)  
W 83-70 (A)

*Loyola*..... 1-0  
1999-00 W 102-70 (A)

*Maryland*..... 6-15  
1991-92 L 64-79 (H)  
L 70-101 (A)  
1992-93 W 68-61 (H)  
L 61-74 (A)  
L 68-91 (N)  
1993-94 L 54-69 (H)  
L 39-81 (A)  
1994-95 L 56-70 (H)  
W 66-59 (A)  
L 56-72 (N)  
1995-96 L 49-72 (H)  
L 63-75 (A)  
1996-97 L 58-65 (H)  
L 59-79 (A)  
1997-98 W 53-50 (H)  
L 49-77 (A)  
1998-99 L 76-94 (A)  
W 69-63 (H)

1999-00 L 67-68 (A)  
W 66-52 (H)  
W 65-60 (N)

*McNeese State*..... 1-0  
1981-82 W 69-62 (N)

*Memphis*..... 9-13  
1977-78 L 69-91  
1978-79 L 78-101  
1981-82 L 90-104 (H)  
1982-83 W 90-82 (H)  
W 68-66 (A)  
1983-84 L 67-83 (H)  
L 64-80 (A)  
1984-85 L 64-76 (A)  
L 67-84 (H)  
1985-86 L 66-95 (H)  
L 70-81 (A)  
1986-87 L 68-75 (A)  
L 75-94 (H)  
1987-88 L 90-91 (H)  
L 89-94 (A)  
1988-89 W 89-80 (A)  
1989-90 W 72-62 (A)  
W 98-60 (H)  
1990-91 W 106-94 (A)  
W 101-77 (H)

*Mercer*..... 2-6  
1973-74 L 45-64  
1976-77 L 53-96  
1978-79 L 73-83  
1979-80 L 86-100  
L 75-84  
1980-81 L 76-80 (H)  
1983-84 W 66-57 (H)  
1999-00 W 74-62 (A)

*Miami*..... 18-6  
1974-75 W 59-45  
1978-79 W 79-53  
W 79-72  
W 83-57  
1979-80 W 82-64  
W 93-74  
W 72-61  
1980-81 W 87-73 (H)  
W 62-55 (A)  
L 70-79 (N)  
1981-82 W 77-74 (A)  
W 66-52 (H)  
W 84-80 (N)  
1983-84 W 76-64 (N)  
1984-85 L 65-79 (A)  
L 67-74 (H)  
1986-87 W 75-74 (A)  
L 73-80 (H)  
1988-89 L 79-88 (H)  
L 79-88 (A)  
1989-90 W 95-66 (H)  
1990-91 W 76-62 (A)  
1991-92 W 71-69 (H)  
1992-93 W 64-61 (A)

*Miami (OH)*..... 1-0  
1981-82 W 89-68 (N)

*Miami Dade CC Dtn*.... 1-0  
1975-76 W 73-51

*Miami Dade CC North*... 1-0  
1974-75 W 59-40

*Miami Dade CC South*... 1-1  
1974-75 W 59-41

1975-76 L 67-70

*Michigan*..... 0-1  
1984 L 71-76 (H)

*Michigan State*..... 0-1  
1994-95 L 69-82 (N)

*Middle Tennessee*.... 1-1  
1983-84 W 75-67 (H)  
1993-94 L 43-66 (A)

*Mississippi*..... 2-4  
1979-80 L 52-80  
1979-80 L 61-73  
1981-82 W 63-61 (H)  
1982-83 L 76-86 (A)  
1996-97 L 52-75 (A)  
1997-98 W 64-54 (H)

*Mississippi College*.... 1-1  
1979-80 L 50-90  
1981-82 W 71-69 (H)

*Mississippi State*... 1-1  
1978-79 L 60-64  
1989-90 W 89-62 (H)

*Mississippi U for Women*.. 2-0  
1980-81 W 73-70 (A)  
1981-82 W 76-54 (H)

*Mississippi Valley*... 0-1  
1981-82 L 83-95 (H)

*Missouri*..... 0-2  
1983-84 L 66-83 (OT) (N)  
1995-96 L 47-61 N

*Missouri-Kansas City*.. 1-0  
1990-91 W 66-52 (H)

*Montana State*..... 1-0  
1991-92 W 89-66 (N)

*Montclair State*..... 1-0  
1982-83 W 89-81 (OT) (H)

*Nebraska*..... 1-0  
1982-83 W 100-84 (N)

*New Mexico State*.... 1-0  
1987-88 W 73-64 (A)

*New Orleans*..... 2-3  
1978-79 W 101-66  
1986-87 L 59-87 (A)  
1987-88 L 61-71 (H)  
1994-95 L 67-75 (A)  
1995-96 W 62-51 (H)

*North Carolina*..... 5-17  
1981-82 W 77-68 (N)  
1982-83 W 75-74 (N)  
1987-88 L 79-82 (A)  
1991-92 W 70-61 (H)



# THE RECORD BOOK

## 2000-2001 WOMEN'S BASKETBALL

	L	52-69	(A)
	L	69-81	(N)
1992-93	W	85-66	(A)
	L	60-73	(H)
1993-94	L	61-102	(A)
	L	48-71	(H)
1994-95	L	52-77	(H)
	L	47-92	(A)
1995-96	L	59-67	(A)
	W	73-64	(H)
1996-97	L	63-88	(H)
	L	56-82	(A)
1997-98	L	77-103	(A)
	L	58-75	(H)
1998-99	L	101-112	(OT)(H)
	L	76-87	(A)
1999-00	L	67-77	(A)
	L	74-78	(H)

*N. Carolina-Asheville ... 1-0*  
1988-89 W 99-58 (H)

*N. Carolina-Charlotte .. 0-1*  
1989-90 L 50-63 (H)

*N. Carolina State.. 3-15*

1991-92	W	76-75	(H)
	W	86-79	(A)
1992-93	L	67-75	(A)
	L	47-57	(H)
1993-94	L	46-51	(H)
	W	59-58	(A)
1994-95	L	68-91	(A)
	L	55-70	(H)
1995-96	L	71-76	(H)
	L	64-78	(A)
1996-97	L	52-88	(H)
	L	36-75	(A)
1997-98	L	60-72	(A)
	L	62-72	(H)
1998-99	L	54-65	(A)
	L	59-84	(A)
1999-00	L	58-62	(H)
	L	62-72	(A)

*Northeast Missouri .... 1-0*  
1978-79 W 87-67

*Northern Illinois .... 1-1*  
1991-92 W 99-74 (H)  
1992-93 L 80-86 (A)

*Northwest Louisiana ... 1-0*  
1979-80 W 85-81

*Old Dominion ..... 0-1*  
1981-82 L 65-100 (A)

*Oklahoma State ..... 1-0*  
1982-83 W 72-52 (N)

*Oral Roberts ..... 2-1*  
1979-80 L 68-74 (H)  
1991-92 W 104-59 (H)  
1992-93 W 74-53 (H)

*Oregon State ..... 0-1*  
1981-82 L 60-76 (N)

*Pensacola JC ..... 2-0*

1975-76	W	73-51	
1976-77	W	86-40	

*Penn State ..... 0-3*

1982-83	L	84-86	(N)
1983-84	L	68-96	(N)
1989-90	L	73-83	(H)

*Pepperdine ..... 1-1*

1981-82	W	76-63	(N)
1998-99	L	72-75	(A)

*Purdue ..... 1-0*

1981-82	W	65-39	(A)
---------	---	-------	-----

*Radford ..... 0-1*

1985-86	L	80-87	(H)
---------	---	-------	-----

*Rhode Island ..... 0-1*

1193-94	L	71-76	(H)
---------	---	-------	-----

*Rice ..... 1-0*

1986-87	W	62-50	(H)
---------	---	-------	-----

*Richmond ..... 1-0*

1993-94	W	70-66	(N)
---------	---	-------	-----

*Rollins College ..... 4-0*

1974-75	W	61-48	
1975-76	W	56-43	
	W	64-56	
1976-77	W	87-52	

*St. Joseph ..... 1-0*

1982-83	W	59-54	(A)
---------	---	-------	-----

*St. Louis ..... 1-0*

1980-81	W	78-56	(N)
---------	---	-------	-----

*Savannah College ..... 0-1*

1974-75	L	48-70	
---------	---	-------	--

*Shorter College ..... 0-4*

1974-75	L	52-65	
	L	63-78	
	L	36-54	
	L	35-69	

*South Alabama ..... 5-3*

1976-77	W	87-66	
1978-79	W	76-43	
1980-81	L	79-82	(A)
	W	80-67	(H)
1981-82	W	99-44	(H)
1986-87	L	58-76	(H)
	L	64-99	(H)
1989-90	W	89-82	(N)

*South Carolina ..... 2-16*

1977-78	L	52-115	
1979-80	L	68-93	
1980-81	L	57-69	(A)

1981-82	L	81-82	(H)
1983-84	L	62-69	(A)
1984-85	L	61-70	(H)
1986-87	L	56-63	(H)
	L	61-64	(A)
1987-88	L	55-85	(H)
	L	86-96	(A)
1988-89	L	82-99	(A)
	L	68-76	(H)
1989-90	L	72-75	(H)
	L	59-75	(A)
1990-91	W	69-60	(A)
	L	91-92	(H)
	W	54-53	(H)

*South Florida ..... 30-4*

1973-74	W	62-41	
1974-75	W	68-40	
	W	70-53	
	W	57-41	
1975-76	W	69-46	
1976-77	W	72-58	
1977-78	W	84-6	
	L	65-70	
	W	86-61	
	L	59-61	
1978-79	W	89-80	
	W	73-56	
	W	90-56	
1979-80	W	87-58	
	W	100-88	
1980-81	W	79-41	(H)
	W	71-61	(A)
1981-82	W	80-60	(A)
	W	77-49	(H)
1982-83	W	71-52	(H)
1983-84	W	81-73	(A)
1984-85	L	71-79	(H)
	W	74-69	(A)
1985-86	W	58-47	(A)
	W	78-68	(H)
1988-89	W	85-74	(H)
	W	94-85	(A)
1992-93	W	87-68	(H)
1994-95	W	64-45	(H)
1995-96	W	56-55	(N)
1996-97	W	68-59	(A)
1997-98	W	71-59	(N)
1998-99	W	83-74	(H)
1999-00	L	74-84	(A)

*Southeast Louisiana ..... 1-1*

1979-80	L	70-73	
1980-81	W	94-68	(A)

*Southern Illinois ... 0-1*

1994-95	L	52-56	(N)
---------	---	-------	-----

*Southern Mississippi ... 4-16*

1979-80	L	65-107	
1980-81	L	69-73	(A)
1981-82	L	84-94	(H)
1983-84	L	75-84	(A)
	L	53-58	(H)
1984-85	L	52-81	(A)
	L	61-66	(H)
1985-86	L	67-74	(A)
	L	76-89	(H)
1986-87	W	64-62	(A)
	L	75-84	(H)
1987-88	L	60-69	(H)
	L	68-84	(A)
1988-89	W	78-75	(H)
	L	66-84	(A)
1989-90	L	73-77	(A)
	W	97-72	(H)
	L	78-90	(N)
1990-91	W	96-76	(H)
	L	90-93	(A)



*SW Missouri State*.... 0-3

1990-91	L	63-68	(A)
1996-97	L	52-66	(A)
1997-98	L	57-68	(H)

*Stanford*..... 1-0

1983-84	W	73-58	(N)
---------	---	-------	-----

*Stetson*..... 11-4

1976-77	W	78-29	
	W	72-57	
1978-79	L	61-63	
	W	89-56	
1981-82	W	81-54	(H)
1982-83	W	102-42	(H)
	W	77-64	(A)
1985-86	W	76-72	(A)
	L	68-74	(H)
1986-87	L	50-55	(H)
1987-88	L	69-75	(A)
1988-89	W	70-64	(H)
1989-90	W	77-70	(A)
1990-91	W	114-71	(H)
1996-97	W	80-56	(H)

*St. John's*..... 1-0

1999-00	W	64-56	(N)
---------	---	-------	-----

*Talladega College*..... 0-1

1975-76	L	55-100	
---------	---	--------	--

*Tampa*..... 6-0

1974-75	W	48-36	
1975-76	W	66-48	
	W	82-50	
1981-82	W	90-50	(H)
1985-86	W	88-77	(H)
1994-95	W	64-62	(H)

*Temple*..... 1-1

1982-83	W	74-69	(A)
1995-96	L	67-72	(N)

*Tennessee*..... 0-2

1984-85	L	56-67	(H)
1985-86	L	43-89	(A)

*Tennessee-Chattanooga*... 1-3

1982-83	W	94-77	(N)
1993-94	L	85-86	(A)
1995-96	L	58-60	(H)
1999-00	L	69-78	(H)

*Tennessee Tech*..... 1-0

1992-93	W	88-72	(N)
---------	---	-------	-----

*Texas*..... 0-1

1983-84	L	43-89	(N)
---------	---	-------	-----

*Texas Tech*..... 0-1

1994-95	L	44-66	(N)
---------	---	-------	-----

*Tift*..... 1-0

1974-75	W	58-47	
---------	---	-------	--

*Toledo*..... 1-0

1986-87	W	80-64	(H)
---------	---	-------	-----

*Troy State*..... 1-1

1977-78	W	71-61	
1979-80	L	78-92	

*Tulane*..... 10-7

1978-79	L	65-78	
1979-80	L	74-95	
	L	65-75	
1980-81	L	60-70	(A)
1981-82	W	89-70	(H)
1982-83	W	81-56	(H)
	W	91-65	(A)
1983-84	L	71-77	(A)
	W	86-79	(H)
1984-85	L	56-59	(A)
	W	81-47	(H)
1985-86	W	71-70	(H)
	L	60-75	(A)
1989-90	W	103-66	(H)
	W	100-45	(A)
1990-91	W	87-60	(H)
	W	104-66	(A)

*Tulsa*..... 2-0

1998-99	W	76-67	(A)
1999-00	W	77-70	(H)

*Valdosta State*..... 1-11

1974-75	L	42-53	
	L	50-54	
	L	32-49	
1975-76	L	44-91	
	L	50-101	
1976-77	L	65-104	
	L	60-92	
1977-78	L	57-92	
1980-81	L	58-62	(N)
1981-82	W	82-69	(N)
1986-87	L	66-75	(H)
1987-88	L	77-83	(A)

*Virginia*..... 0-20

1990-91	L	77-92	(A)
1991-92	L	60-87	(H)
	L	43-81	(A)
1992-93	L	66-78	(H)
	L	68-76	(A)
1993-94	L	56-82	(A)
	L	50-59	(H)
1994-95	L	60-76	(H)
	L	45-79	(A)
1995-96	L	58-91	(A)
	L	40-81	(H)
	L	50-83	(N)
1996-97	L	57-67	(H)
	L	44-73	(A)
1997-98	L	62-75	(A)
	L	76-83	(OT)(H)
1998-99	L	71-80	(H)
	L	55-73	(A)
1999-00	L	73-76	(H)
	L	59-74	(A)

*Virginia Tech*..... 10-8

1979-80	W	67-57	
	L	54-77	
1981-82	W	93-82	(A)
1983-84	L	63-68	(A)
1984-85	W	85-77	(H)
	L	65-86	(N)
1985-86	L	68-73	(A)
1986-87	L	78-91	(A)
	W	70-65	(H)
	L	67-68	(N)
1987-88	W	61-59	(H)
	L	81-97	(A)
1988-89	L	67-68	(A)
	W	69-66	(H)

1989-90	W	68-64	(A)
	W	69-52	(H)
1990-91	W	78-64	(A)
	W	76-53	(H)

*Wake Forest*..... 8-12

1991-92	W	86-83	(A)
	L	64-67	(H)
1992-93	L	53-57	(A)
	W	77-73	(H)
1993-94	W	66-60	(H)
	L	79-82	(A)
	L	57-72	(N)
1994-95	W	68-61	(A)
	L	61-66	(H)
1995-96	L	71-88	(H)
	L	52-54	(A)
1996-97	L	68-79	(A)
	L	59-70	(N)
1997-98	W	64-63	(H)
	W	63-56	(A)
1998-99	W	80-57	(H)
	L	68-80	(A)
1999-00	L	59-64	(A)
	W	76-47	(H)

*Western Carolina*... 1-0

1998-99	W	83-39	(H)
---------	---	-------	-----

*Western Kentucky*.... 0-2

1983-84	L	74-79	(N)
1990-91	L	69-72	(N)

*West Florida*..... 1-0

1975-76	W	100-16	
---------	---	--------	--

*West Georgia*..... 2-2


1975-76	L	61-88	
1976-77	L	54-79	
1978-79	W	73-59	
1985-86	W	67-57	(H)

*Wisconsin*..... 1-0

1987-88	W	100-67	(H)
---------	---	--------	-----

*Wisconsin Green Bay*... 0-1

1994-95	L	60-88	(N)
---------	---	-------	-----



Brooke Wyckoff



# Coaches Year-By-Year


**F L O R I D A S T A T E S E M I N O L E S**




**Dianne  
Murphy**



**Jan  
Dykehouse Allen**



**Marynell  
Meadors**



**Chris  
Gobrecht**



**Sue  
Semrau**

## Year-By-Year Record

YEAR	COACH	OVERALL		
		W	L	PCT.
1973-74	Millie Usher	7	3	.700
1974-75	Millie Usher	15	17	.469
1975-76	Millie Usher	11	12	.478
1976-77	Dianne Murphy	10	12	.455
1977-78	Dianne Murphy	8	8	.500
1978-79	Dianne Murphy	17	15	.531
1979-80	Janice Dykehouse	13	22	.371
1980-81	Janice Dykehouse	14	15	.483
1981-82	Janice Dykehouse	28	10	.737
1982-83	Janice Dykehouse	24	6	.800
1983-84	Janice Dykehouse	13	18	.419
1984-85	Janice Dykehouse-Allen	7	21	.250
1985-86	Janice Dykehouse-Allen	12	16	.429
1986-87	Marynell Meadors	9	19	.321
1987-88	Marynell Meadors	9	18	.333
1988-89	Marynell Meadors	16	11	.593
1989-90	Marynell Meadors	21	9	.700
1990-91	Marynell Meadors	25	7	.781
1991-92	Marynell Meadors	17	11	.607
1992-93	Marynell Meadors	13	14	.482

1993-94	Marynell Meadors	6	21	.222
1994-95	Marynell Meadors	8	22	.267
1995-96	Marynell Meadors	8	20	.286
1996-97	Chris Gobrecht	5	22	.185
1997-98	Sue Semrau	9	18	.333
1998-99	Sue Semrau	7	20	.259
1999-00	Sue Semrau	12	17	.414
<b>1973-00</b>	<b>26-Year Totals</b>	<b>344</b>	<b>404</b>	<b>.460</b>

## All-Time Assistant Coaches

Allen, Wayne	1984-87
Brown, Julie*	1988-90
Browne, Anucha*	1985-86
Cooney, Margaret*	1980-81
Davies, Leslie	1997-00
Gaw, Wrenetta*	1986-88
<b>Gernatt, Theresa</b>	<b>1996-Present</b>
Glover, Freda	1987-93
Hartmann, Terri*	1984-85
<b>Heintz, Roy</b>	<b>2000-Present</b>
<b>Johnson, Angie</b>	<b>1997-Present</b>
Jordan, Kelly	1984-86
Kraemer, Karen*	1991-93
Lang, Erika	1996-97
Lent, Michele*	1983-84
Markey, Robyn	1986-92
McNelis, Dennis	1980-83
Narbut, Buz	1983-84
Owen, Heidi*	1981-83
Panek, Sue	1993-96
Polk, Jonelle	1994-96
Rivers, Cherry	1981-84
Schmidt, Mark	1992-96
Sheffield, Ed*	1990-91
Sowada, Karen	1996-97

\*Denotes Graduate Assistants

## Florida State Head Coaches

COACH	YEARS	WINS	LOSSES	PCT.
Sue Semrau	1997-00	28	55	.337
Chris Gobrecht	1996-97	5	22	.185
Marynell Meadors	1986-96	132	152	.465
Janice Dykehouse-Allen	1979-86	111	108	.507
Dianne Murphy	1976-79	35	35	.500
Millie Usher	1973-76	33	32	.508
<b>Totals</b>	<b>1973-99</b>	<b>344</b>	<b>404</b>	<b>.460</b>



**Coach Jan Dykehouse-Allen accepts the Metro Sportsmanship Award from John Hansen.**



# Year-By-Year Results

## FLORIDA STATE SEMINOLES

### 1973-76

*Head Coach  
Millie Usher*

### 1973-74 ..... (7-3)

Florida	39- 49	L
Barry College	50- 33	W
Florida	52- 36	W
Flagler	53- 35	W
Florida	32- 31	W
Mercer	45- 64	L
Flagler	31- 41	L
South Florida	62- 41	W
Flagler	76- 38	W
Florida	48- 45	W

### 1974-75 .... (15-17)

Albany State	62- 55	W
Valdosta State	42- 53	L

Florida A&M	77- 34	W
Shorter College	52- 65	L
Shorter College	63- 78	L
Savannah State	48- 70	L
South Florida	68- 40	W
Miami-Dade South	59- 41	W
Rollins College	61- 48	W
Florida	44- 67	L
Flagler	51- 60	L
Florida	53- 47	W
Georgia Tech	58- 22	W
Shorter College	36- 54	L
Tift	58- 47	W
Valdosta State	50- 54	L
Albany State	43- 61	L
Florida A&M	47- 26	W
Florida	41- 49	L
Tampa	48- 36	W
Flagler	52- 59	L
Miami	59- 45	W
South Florida	70- 53	W
Florida	44- 28	W
Flagler	59- 55	W

Flagler	45- 53	L
Miami-Dade North	59- 40	W
Auburn	51- 64	L
Fort Valley	43- 58	L

### 1975-76 .... (11-12)

Rollins	56- 43	W
Albany State	50- 71	L
West Florida	100- 16	W
South Florida	57- 41	W
Tampa	66- 48	W
Rollins	64- 56	W
Valdosta State	44- 91	L
Tampa	82- 50	W
West Georgia	61- 88	L
Talladega College	55-100	L
College of Charleston	61- 93	L
Albany State	44- 73	L
Miami-Dade South	67- 70	L
Florida International	58- 35	W
Pensacola Jr College	73- 51	W
Florida	65- 59	W
Georgia Southern	54- 83	L



The 1974-75 Seminoles



**THE RECORD BOOK**  
2000-2001  
**WOMEN'S BASKETBALL**

Florida	45- 64	L
Miami-Dade Dntn	73- 51	W
Florida International	81- 44	W
Florida	45- 68	L
Valdosta State	50-101	L
Florida	39- 55	L

**1976-79**

*Head Coach*

*Dianne Murphy*

**1976-77 .... (10-12)**

Albany State	38- 87	L
Mercer	53- 96	L
Florida	54- 80	L
Valdosta State	65-104	L
John Abbott College	62- 60	W
Stetson	78- 29	W
Florida	65- 67	L
Rollins	87- 52	W
Central Florida	77- 63	W
Dayton	104- 33	W
South Alabama	87- 66	W
Albany State	65- 79	L
Alabama State	73- 80	L
West Georgia	54- 79	L
Judson College	97- 79	W
Stetson	72- 57	W
Pensacola Jr College	86- 40	W
Valdosta State	60- 92	L
South Florida	69- 46	W
Florida	67- 72	L
Florida	60- 72	L
Delta State	60-106	L

**1977-78 ..... (8-8)**

Valdosta State	57- 92	L
Florida	93- 66	W
Troy State	71- 67	W
South Florida	72- 58	W
Memphis State	69- 91	L
South Carolina	52-115	L
Georgia Southern	71- 79	L
John Abbott College	71- 67	W
Florida A&M	84- 69	W
Florida	63-102	L
South Florida (OT)	84- 76	W
South Florida*	65- 70	L
South Florida*	86- 61	W
South Florida*	59- 61	L

\*State Tournament

**1978-79 .... (17-15)**

Mississippi State	60- 64	L
South Alabama	76- 43	W
Mercer	73- 83	L
NE Missouri	87- 61	W
Stetson	61- 63	L
South Florida	89- 80	W
Florida	88- 79	W
New Orleans	64- 62	W
Tulane	65- 78	L
Louisville	60- 94	L
Cincinnati	61- 57	W
Alabama-Birmingham	85- 87	L
Memphis State	78-101	L
South Florida	73- 56	W
Florida	91- 72	W

Miami	79- 53	W
New Orleans	101- 66	W
Florida A&M	79- 84	L
Louisville	73- 77	L
West Georgia	73- 59	W
Alabama State	73- 95	L
Alabama-Birmingham	79- 95	L
Miami	74- 95	L
Appalachian State	83- 89	L
Winthrop College	63- 71	L
Florida A&M	61- 77	L
Stetson	89- 56	W
South Florida	90- 56	W
Miami	73- 57	W
Florida	89- 85	W
Florida	101- 94	W
Delta State	64- 93	L

**1979-86**

*Head Coach*

*Jan Dykehouse  
Allen*

**1979-80 .... (13-22)**

Mississippi	61- 73	L
Alabama-Birmingham	85- 95	L
South Carolina	68- 93	L
South Florida	87- 58	W
Florida A&M	74- 61	W
Southern Mississippi	65-107	L
Troy State	78- 92	L
Belhaven	81- 75	W
Miami	82- 64	W
Oral Roberts	68- 74	L
Virginia Tech	67- 57	W
Louisville	67- 86	L
Tulane	74- 95	L
Mississippi College	50- 90	L
Alabama	61- 88	L
Alabama-Birmingham	82- 96	L
Florida	92- 77	W
Miami	93- 74	W
East Carolina	61- 69	L
Mississippi	52- 80	L
Louisville	60- 77	L
Mercer	86-100	L
Northwest Louisiana	85- 81	W
Florida	88- 84	W
Florida Southern	97- 58	W
Virginia Tech	54- 77	L
Southeast Louisiana	70- 73	L
Tulane	65- 75	L
Florida A&M	60- 67	L
South Florida	100- 88	W
Florida	67- 78	L
Miami	72- 61	W
Florida	84- 76	W
Florida	71- 84	L
Mercer	75- 84	L

**1980-81 .... (14-15)**

11/20 Georgia Tech (A)	84- 97	L
11/21 Georgia Southern (A)	79- 96	L
11/25 South Alabama (A)	79- 82	L
11/28 Valdosta State* (N)	58- 62	L
11/29 Alabama* (N)	77- 76	W
12/3 Florida (H)	90- 48	W

12/6 Miami (H)	87- 73	W
12/12 Central Florida (H)	92- 75	W
12/13 Denver (H)	93- 41	W
12/18 Miss U/Women** (A)	73- 70	W
12/19 Central Missouri** (N)	60- 69	L
12/20 Clemson** (N)	59- 78	L
1/7 Indiana (H)	76- 79	L
1/8 East Carolina (H)	67- 78	L
1/10 Cincinnati (A)	65- 91	L
1/14 Florida A&M (H)	76- 64	W
1/16 South Florida (H)	79- 41	W
1/22 S.E. Louisiana (A)	94- 68	W
1/24 Southern Miss (A)	69- 73	L
1/26 Mercer (H)	76- 80	L
1/29 South Carolina (A)	57- 69	L
1/31 Miami (A)	62- 55	W
2/5 Tulane+ (A)	60- 70	L
2/7 St. Louis+ (N)	78- 56	W
2/11 Florida (A)	81- 83	L
2/12 South Florida (A)	71- 61	W
2/14 Florida A&M (A)	76- 61	W
2/16 South Alabama (H)	80- 67	W
2/17 Miami++ (N)	70- 79	L

\*Lady Sunshine Classic, Orlando, FL

\*\*MÜW Christmas Tournament, Columbus, MS

+Metro Conference Tournament, New Orleans, LA

++FAIA State Tournament, Daytona Beach, FL

**1981-82 .... (28-10)**

11/23 Stetson (H)	81- 54	W
11/26 McNeese State* (N)	69- 62	W
11/28 Valdosta State* (N)	82- 69	W
12/1 Central Florida (H)	75- 65	W
12/4 Kent State** (N)	80- 66	W
12/5 Purdue** (A)	65- 39	W
12/8 Florida (H)	60- 63	L
12/11 Fla International (A)	74- 64	W
12/12 Miami (A)	77- 74	W
12/19 South Alabama (H)	99- 44	W
1/2 Lewis University+ (A)	94- 46	W
1/3 Miami-Ohio+ (A)	89- 68	W
1/5 North Carolina+ (A)	77- 68	W
1/8 South Florida (A)	80- 60	W
1/11 Miss U - Women (H)	76- 54	W
1/13 Florida (A)	86- 79	W
1/16 Virginia Tech (A)	93- 72	W
1/17 Old Dominion (A)	65-100	L
1/20 Florida A&M (A)	86- 87	L
1/25 Memphis State (H)	90-104	L
1/27 South Carolina (H)	81- 82	L
1/30 Southern Miss (H)	84- 94	L
2/6 Louisville (A)	73- 89	L
2/8 Tulane (A)	89- 70	W
2/10 Florida A&M (H)	59- 58	W
2/13 Miami (H)	66- 52	W
2/15 Mississippi (H)	63- 61	W
2/20 Tampa (H)	90- 50	W
2/22 South Florida (H)	77- 49	W
3/4 Miami++ (N)	84- 80	W
3/6 Florida A&M++ (N)	76- 65	W
3/11 Mississippi Coll^ (H)	71- 69	W
3/11 Ga Southern^ (H)	78- 81	L
3/12 Miss Valley^ (H)	83- 95	L
3/13 Pepperdine^ (H)	76- 63	W
Brigham Young# (N)	75- 71	W
St. Louis# (forfeit) (N)	2- 0	W
Oregon State# (N)	60- 76	L

\*Lady Seminole Classic, Tallahassee, FL

\*\*Boilermaker Premier, W. Lafayette, IN

+Hurricane New Year's Classic, Miami, FL

++FAIAW State Tournament, Daytona Beach, FL

^AIAW Region III Tournament

#NWIT

**1982-83 ..... (24-6)**

11/26 Tenn-Chatt* (H)	94- 77	W
11/27 North Carolina* (H)	75- 74	W
12/1 Albany State (H)	94- 52	W



12/4	Stetson	(H)	102- 42	W
12/6	Alabama	(A)	73- 64	W
12/10	Penn State**	(N)	84- 86	L
12/11	Delta State**	(N)	75- 67	W
12/31	Nebraska+	(N)	100- 84	W
1/2	Army+	(N)	69- 60	W
1/3	Oklahoma State+	(N)	72- 52	W
1/6	Temple	(A)	74- 69	W
1/7	St. Joseph's	(A)	59- 54	W
1/11	Montclair St (OT)	(H)	89- 81	W
1/15	Tulane	(H)	81- 56	W
1/17	Memphis State	(A)	90- 82	W
1/19	Florida A&M	(A)	66- 60	W
1/22	Alabama-Birm	(A)	73- 75	L
1/24	Auburn	(A)	43- 73	L
1/27	Florida	(A)	68- 63	W
1/28	Stetson	(A)	77- 64	W
2/3	South Florida	(H)	71- 52	W
2/5	Tulane	(A)	91- 65	W
2/9	Florida A&M	(H)	82- 65	W
2/12	Fla International	(H)	77- 65	W
2/16	Alabama	(H)	61- 64	L
2/19	Florida	(H)	89- 67	W
2/26	Memphis State	(A)	68- 66	W
3/7	Louisville++	(A)	56- 67	L
3/8	Cincinnati++	(N)	84- 61	W
3/18	Mississippi^	(A)	76- 86	L

\*Lady Seminole Classic, Tallahassee, FL  
 \*\*Mid-American Classic, Columbia, MO  
 +Hurricane New Year's Classic, Miami, FL  
 ++Metro Conference Tournament, Louisville, KY  
 ^First Round NCAA Playoff

**1983-84 .... (13-18)**

11/18	Arizona State*	(A)	70- 85	L
11/19	Brigham Young*	(A)	61- 76	L
11/26	Middle Tenn State	(H)	75- 67	W
12/2	West Kentucky**	(A)	74- 79	L
12/3	Kansas**	(A)	91- 62	W
12/5	Central Florida	(H)	67- 60	W
12/10	South Florida	(A)	81- 73	W
12/15	Alabama-Birm	(H)	82- 75	W
1/2	Penn State+	(A)	68- 96	L
1/3	Stanford+	(A)	73- 58	W
1/5	Missouri (OT)+	(A)	82- 75	W
1/10	Louisville	(H)	65- 81	L
1/13	Miami++	(H)	76- 64	W
1/14	Mercer++	(H)	66- 57	W
1/20	Florida	(H)	74- 70	W
1/23	Memphis State	(H)	67- 83	L
1/28	Tulane	(A)	71- 77	L
1/30	Southern Miss	(A)	75- 84	L
2/2	Auburn	(H)	53- 72	L
2/4	Virginia Tech	(A)	63- 68	L
2/6	South Carolina	(A)	62- 69	L
2/11	Southern Miss	(H)	53- 58	L
2/13	Florida	(A)	57- 65	L
2/15	Florida A&M	(H)	80- 64	W
2/20	Tulane	(H)	86- 79	W
2/23	Alaska^	(A)	77- 63	W
2/24	Texas^	(N)	43- 89	L
2/26	Idaho^	(N)	74- 75	L
3/5	Cincinnati#	(N)	83- 72	W
3/7	Memphis State#	(N)	64- 80	L
	Louisville		77- 88	L

\*Lady Buff Classic, Boulder, CO  
 \*\*Louisville Tech Classic, Louisville, KY  
 +Miami Masonic Classic, Miami, FL  
 ++Duval Hotel Classic, Tallahassee, FL  
 ^Northern Lights Shootout, Anchorage, AK  
 #Metro Conference Tournament, Cincinnati, OH

**1984-85 ..... (7-21)**

11/14	Albany State	(H)	66- 60	W
11/23	Colorado	(H)	70- 61	W
11/26	Georgetown	(A)	69- 77	L
12/3	Central Florida	(H)	76- 93	L
12/7	Michigan	(H)	71- 76	L
12/8	Wichita State	(H)	54- 70	L
12/15	Miami	(A)	65- 79	L

12/31	Fordham*	(A)	88- 81	W
1/2	Fairfield*	(A)	64- 71	L
1/6	Virginia Tech	(H)	85- 77	W
1/10	Cincinnati	(A)	73- 83	L
1/12	Louisville	(A)	74- 89	L
1/14	S Florida (OT)	(H)	71- 69	W
1/16	Florida	(A)	43- 64	L
1/19	South Carolina	(H)	61- 70	L
1/24	Southern Miss	(A)	61- 66	L
1/26	Tulane	(A)	56- 59	L
1/30	Auburn	(A)	58- 76	L
2/8	Tennessee	(H)	56- 67	L
2/10	Tulane	(H)	81- 47	W
2/12	Florida A&M	(H)	57- 61	L
2/16	Southern Miss	(H)	61- 66	L
2/26	Florida	(H)	58- 79	L
2/23	Memphis State	(H)	64- 76	L
2/25	Miami	(H)	67- 74	L
	Memphis State		67- 84	L
3/1	South Florida	(A)	74- 69	W
3/3	Virginia Tech**	(N)	65- 86	L

\*Women's Court Classic, Miami, FL  
 \*\*Metro Conference Tournament, Hattiesburg, MS

**1985-86 .... (12-16)**

11/23	West Georgia	(H)	67- 57	W
11/26	Ga Southwest	(H)	51- 58	L
11/29	Colorado State*	(A)	68- 53	W
11/30	Monmouth (3OT)*	(A)	81- 69	W
12/4	Tampa	(H)	88- 77	W
12/6	Georgetown**	(H)	78- 74	W
12/7	Radford (OT)**	(H)	80- 87	L
12/16	Stetson	(A)	76- 72	W
1/2	South Carolina	(A)	57- 81	L
1/4	Virginia Tech	(A)	68- 73	L
1/11	Louisville	(H)	67- 64	W
1/13	Cincinnati	(H)	75- 72	W
1/18	Central Florida	(A)	90- 98	L
1/20	South Florida	(A)	58- 47	W
1/22	Florida	(H)	68- 77	L
1/24	Tulane	(H)	71- 70	W
1/26	Tennessee	(H)	43- 89	L
1/30	Albany State	(A)	72- 69	W
2/1	Memphis State	(A)	66- 95	L
2/6	Southern Miss	(H)	76- 89	L
2/8	Tulane	(A)	60- 75	L
2/10	South Florida	(H)	78- 68	W
2/13	Florida A&M	(H)	65- 83	L
2/15	Southern Miss	(H)	76- 89	L
2/19	Florida	(A)	76- 81	L
2/22	Memphis State	(A)	70- 81	L
2/26	Stetson	(H)	68- 74	L
3/1	Cincinnati+	(A)	45- 77	L

\*Pizza Hut Classic  
 \*\*Southern Invitational, Tallahassee, FL  
 +Metro Conference Tournament, Columbia, SC

**1986-96**

*Head Coach*

*Marynell Meadors*

**1986-87 ..... (9-19)**

12/1	Albany State (OT)	(H)	71- 72	L
12/5	Toledo*	(H)	80- 64	W
12/6	Rice*	(H)	62- 50	W
12/13	Stetson	(H)	50- 55	L
12/15	Miami	(A)	75- 74	W
12/16	Florida Atlantic	(A)	38- 42	L
12/18	Alabama-Birm	(H)	75- 62	W
12/30	Valdosta State	(H)	66- 75	L
1/3	Virginia Tech	(A)	78- 91	L
1/10	Louisville	(H)	66- 63	W
1/12	Cincinnati	(H)	53- 55	L

1/14	Florida	(A)	65- 69	L
1/16	South Alabama	(A)	58- 76	L
1/19	South Carolina	(H)	56- 63	L
1/24	Southern Miss	(A)	64- 62	W
1/26	Memphis State	(A)	68- 75	W
1/29	Miami	(H)	73- 80	L
1/31	Virginia Tech	(H)	70- 65	W
2/3	South Alabama	(H)	64- 99	L
2/7	Louisville	(A)	64- 77	L
2/9	Cincinnati	(A)	70- 50	W
2/12	Florida A&M	(H)	79- 72	W
2/16	South Carolina	(A)	61- 64	L
2/19	Florida	(H)	59- 70	L
2/21	Southern Miss	(H)	75- 84	L
2/23	Memphis State	(H)	67- 94	L
2/25	New Orleans	(A)	59- 87	L
3/5	Virginia Tech**	(N)	67- 88	L

\*Tallahassee Hilton Classic, Tallahassee, FL  
 \*\*Metro Conference Tournament, Blacksburg, VA

**1987-88 ..... (9-18)**

11/27	New Mexico State*(N)		73- 64	W
11/28	DePaul*	(N)	68- 82	L
12/4	Wisconsin**	(H)	100- 67	W
12/5	W Virginia (OT)**	(H)	68- 58	W
12/12	Stetson	(A)	69- 75	L
12/16	Ga Southern (OT)	(A)	83- 77	W
12/18	North Carolina	(A)	79- 82	L
1/3	Georgia	(H)	72- 91	L
1/6	Wisc-Green Bay	(H)	64- 67	L
1/13	New Orleans	(H)	61- 71	L
1/16	Memphis St (OT)	(H)	90- 91	L
1/18	Southern Miss	(H)	60- 69	L
1/21	Florida A&M	(H)	68- 73	L
1/25	South Carolina	(H)	55- 85	L
1/28	Valdosta State	(A)	77- 83	L
1/30	Virginia Tech	(H)	61- 59	W
2/1	Alabama	(H)	64- 70	L
2/6	Cincinnati	(H)	59- 70	L
2/8	Louisville	(H)	99- 65	W
2/13	Memphis State	(A)	89- 94	L
2/15	Southern Miss	(A)	68- 84	L
2/20	Virginia Tech	(A)	81- 97	L
2/22	South Carolina	(A)	86- 96	L
2/27	Florida	(H)	71- 55	W
1/8	Louisville	(A)	73- 70	W
1/10	Cincinnati	(A)	66- 58	W
2/10	Cincinnati+	(A)	76- 78	L

\*Coopers & Lybrand Invitational  
 \*\*Tallahassee Hilton Classic, Tallahassee, FL  
 +Metro Conference Tournament, Tallahassee, FL

**1988-89 .... (16-11)**

11/25	Central Michigan*(N)		100- 78	W
11/26	Miami*	(N)	85- 96	L
12/2	N. Carolina-Ash**	(H)	99- 58	W
12/3	Ga Southern**	(H)	105- 78	W
12/11	Miami	(A)	79- 88	L
12/13	Florida	(A)	60- 65	L
12/17	Stetson	(H)	70- 64	W
12/19	Alabama-Birm	(A)	84- 68	W
1/2	Southern Miss	(H)	78- 75	W
1/9	Memphis State	(H)	95- 75	W
1/14	Cincinnati	(A)	45- 66	L
1/16	Louisville	(A)	65- 64	W
1/21	Virginia Tech	(A)	67- 68	L
1/23	South Carolina	(A)	82- 99	L
1/25	South Florida	(H)	85- 74	W
1/28	Virginia Tech	(H)	69- 66	W
1/30	Alabama	(A)	68- 70	L
2/4	Southern Miss	(A)	66- 84	L
2/6	Howard	(H)	101- 73	W
2/9	Florida A&M	(H)	75- 68	W
2/11	Cincinnati	(H)	62- 57	W
2/13	Louisville	(H)	82- 76	W
2/16	Georgia	(A)	70- 90	L
2/20	South Carolina	(H)	68- 76	L
2/24	South Florida	(A)	94- 85	W



**THE RECORD BOOK**  
2000-2001  
**WOMEN'S BASKETBALL**

3/2 Memphis State (A) 89- 80 W  
3/8 Cincinnati+ (N) 47- 57 L  
*\*Lady Sunshine Classic, Lake Mary, FL*  
*\*\*Tallahassee Hilton Classic, Tallahassee, FL*  
*+Metro Conference Tournament, Memphis, TN*

**1989-90 ..... (21-9)**

11/24 S. Alabama (2 OT)\* (N) 89- 82 W  
11/25 Louisiana State\* (A) 65- 68 L  
12/1 Miss State\*\* (H) 89- 62 W  
12/2 N. C.-Charlotte\*\* (H) 50- 63 L  
12/6 Alabama (A) 81- 76 W  
12/18 Stetson (A) 77- 70 W  
12/30 Appalachian State (H) 77- 62 W  
1/4 Georgia Southern (A) 80- 49 W  
1/6 Virginia Tech (A) 68- 64 W  
1/8 Tulane (H) 103- 66 W  
1/10 Florida (H) 63- 62 W  
1/13 Louisville (OT) (H) 69- 66 W  
1/15 Cincinnati (H) 61- 44 W  
1/17 Auburn (A) 63- 80 L  
1/22 South Carolina (H) 72- 75 L  
1/27 Southern Miss (A) 73- 77 L  
1/28 Memphis State (A) 72- 62 W  
2/3 Virginia Tech (H) 69- 52 W  
2/5 Tulane (A) 100- 45 W  
2/10 Louisville (A) 77- 62 W  
2/12 Cincinnati (A) 57- 44 W  
2/15 Florida A&M (A) 87- 60 W  
2/17 Miami (H) 95- 66 W  
2/21 Georgia (H) 76- 80 L  
2/24 Southern Miss (H) 97- 72 W  
2/26 Memphis State (H) 98- 60 W  
3/3 South Carolina (A) 59- 75 L  
3/8 Memphis State+ (A) 83- 58 W  
3/10 Southern Miss+ (A) 78- 90 L  
3/14 Penn State++ (H) 73- 83 L

*\*LSU Crawfish Classic, Baton Rouge, LA*  
*\*\*Tallahassee Hilton Classic, Tallahassee, FL*  
*+Metro Conference Tournament, Cincinnati, OH*  
*++NCAA Tournament, Tallahassee, FL*

**1990-91 ..... (25-7)**

11/23 Missouri-KC\* (N) 66- 52 W  
11/24 SW Missouri St\* (A) 63- 68 L  
12/1 Marquette\*\* (H) 110- 75 W  
12/2 LSU\*\* (H) 89- 82 W  
12/7 Northern Illinois+ (H) 78- 66 W  
12/8 Virginia+ (A) 77- 92 L  
12/17 Florida (A) 79- 78 W  
12/19 Miami (A) 76- 62 W  
1/7 Virginia Tech (A) 78- 64 W  
1/12 Cincinnati (H) 90- 61 W  
1/14 Louisville (H) 83- 70 W  
1/16 Alabama (H) 88- 65 W  
1/19 Memphis State (A) 106- 94 W  
1/21 South Carolina (A) 69- 60 W  
1/26 Southern Miss (H) 96- 76 W  
1/28 Tulane (H) 87- 60 W  
1/31 Georgia (A) 71- 91 L  
2/4 S Carolina (2 OT) (H) 91- 92 L  
2/6 Stetson (H) 114- 71 W  
2/9 Cincinnati (A) 67- 49 W  
2/11 Louisville (A) 86- 52 W  
2/14 Auburn (H) 64- 79 L  
2/16 Memphis State (H) 101- 77 W  
2/18 Virginia Tech (H) 76- 53 W  
2/23 Southern Miss (A) 90- 93 L  
2/25 Tulane (A) 104- 66 W  
2/28 Florida A&M (H) 92- 62 W  
3/4 Cincinnati++ (N) 89- 51 W  
3/5 Louisville++ (A) 83- 70 W  
3/6 South Carolina++ (N) 54- 53 W  
3/13 Appalachian St^ (H) 96- 57 W  
3/13 W Kentucky^ (H) 69- 72 L

*\*St. John's Lady Bear Classic, Springfield, MO*  
*\*\*Tallahassee Hilton Classic, Tallahassee, FL*  
*+Cavalier Classic, Charlottesville, VA*  
*++Metro Conference Tournament, Louisville, KY*  
*^NCAA Tournament, Tallahassee, FL*

**1991-92 .... (17-11)**

11/23 Miami (OT) (H) 71- 69 W  
11/29 Lamar\* (N) 78- 67 W  
11/30 Louisiana State\* (OT) (A) 88- 96 L  
12/7 Montana State\*\* (H) 89- 66 W  
12/8 E Kentucky\*\* (H) 72- 65 W  
12/15 Florida (OT) (H) 90- 78 W  
12/17 Georgia Tech (H) 68- 70 L  
1/3 Virginia (H) 60- 87 L  
1/5 Wake Forest (A) 86- 83 W  
1/8 Maryland (H) 64- 79 L  
1/11 Georgia Tech (A) 77- 66 W  
1/15 Clemson (A) 73- 80 L  
1/19 NC State (H) 76- 75 W  
1/21 Duke (H) 67- 55 W  
1/25 North Carolina (H) 70- 61 W  
1/27 Virginia (A) 43- 81 L  
2/1 Clemson (H) 79- 66 W  
2/5 Maryland (A) 70-101 L  
2/8 Duke (A) 61- 53 W  
2/10 North Carolina (A) 52- 69 L  
2/15 NC State (A) 86- 79 W  
2/17 Wake Forest (H) 64- 67 L  
2/19 Butler (H) 68- 71 L  
2/22 Northern Illinois (H) 99- 74 W  
2/26 Florida A&M (A) 100- 71 W  
2/26 Florida Atlantic (H) 96- 64 W  
2/29 Oral Roberts (H) 104- 59 W  
3/6 North Carolina+ (N) 69- 81 L

*\*LSU Crawfish Classic, Baton Rouge, LA*  
*\*\*Dial Classic, Tallahassee, FL*  
*+ACC Tournament, Rock Hill, SC*

**1992-93 .... (13-14)**

12/1 Florida Atlantic (H) 97- 67 W  
12/4 South Florida\* (H) 87- 68 W  
12/5 Louisiana State\* (H) 79- 59 W  
12/16 NC State (A) 67- 75 L  
12/18 Miami (A) 64- 61 W  
12/21 Tennessee Tech\*\* (N) 88- 72 W  
12/22 California\*\* (A) 50- 69 L  
1/3 Duke (A) 84- 72 W  
1/6 Virginia (H) 66- 78 L  
1/10 North Carolina (A) 85- 66 W  
1/12 Maryland (H) 68- 61 W  
1/16 Wake Forest (A) 53- 57 L  
1/18 Georgia Tech (A) 79- 71 W  
1/21 North Carolina (H) 60- 73 L  
1/25 Maryland (A) 61- 74 L  
1/27 Florida A&M (H) 79- 58 W  
1/30 Virginia (A) 68- 76 L  
2/3 Florida (A) 78- 81 L  
2/6 Clemson (H) 69- 84 L  
2/9 Northern Illinois (A) 80- 86 L  
2/12 Georgia Tech (H) 46- 61 L  
2/14 Wake Forest (H) 77- 73 W  
2/16 Oral Roberts (H) 74- 53 W  
2/21 NC State (H) 47- 57 L  
2/24 Clemson (A) 63- 70 L  
2/28 Duke (H) 74- 67 W  
3/6 Maryland+ (N) 68- 91 L

*\*Dial Classic, Tallahassee, FL*  
*\*\*Oakland Tribune Classic, Oakland, CA*  
*+ACC Tournament, Rock Hill, SC*

**1993-94 ..... (6-21)**

11/26 UT-Chattanooga (A) 85- 86 L  
11/28 Middle Tenn State (A) 43- 66 L

12/3 Rhode Island\* (H) 71- 76 L  
12/4 Dayton\* (H) 78- 65 W  
12/6 Florida A&M (N) 70- 68 W  
12/11 North Carolina (A) 61-102 L  
12/18 Georgia Tech (H) 62- 65 L  
12/21 Virginia (A) 56- 82 L  
12/29 Richmond\*\* (N) 70- 66 W  
12/30 Kentucky\*\* (N) 55- 58 L  
12/31 Alabama\*\* (N) 33- 87 L  
1/5 Maryland (H) 54- 69 L  
1/8 Florida Atlantic (A) 64- 67 L  
1/14 North Carolina (H) 48- 71 L  
1/16 Duke (A) 60- 66 L  
1/22 Wake Forest (H) 66- 60 W  
1/24 NC State (H) 46- 51 L  
1/28 Maryland (A) 39- 81 L  
2/1 Georgia Tech (A) 51- 63 L  
2/4 Virginia (H) 50- 59 L  
2/7 Clemson (A) 26- 80 L  
2/15 Florida (H) 54- 73 L  
2/18 Wake Forest (A) 79- 82 L  
2/20 NC State (A) 59- 58 W  
2/23 Clemson (H) 60- 75 L  
2/25 Duke (H) 78- 73 W  
3/4 Wake Forest+ (N) 57- 72 L

*\*Dial Classic, Tallahassee, FL*  
*\*\*Florida Citrus Sports Travel Holiday Classic, Orlando, FL*  
*+ACC Tournament, Rock Hill, SC*

**1994-95 ..... (8-22)**

11/25 Fresno State\* (N) 67-62 W  
11/26 Wisc-Green Bay\* (N) 60-88 L  
11/29 Central Florida (H) 74-59 W  
12/2 South Florida\*\* (H) 64-45 W  
12/3 Florida\*\* (H) 80-91 L  
12/7 Duke (A) 68-84 L  
12/10 Tampa (H) 64-62 W  
12/16 Florida A&M (H) 65-73 L  
12/19 Texas Tech# (N) 44-66 L  
12/20 Southern Illinois# (N) 52-56 L  
12/21 Michigan State# (N) 69-82 L  
12/31 New Orleans (A) 67-75 L  
1/4 North Carolina (H) 52-77 L  
1/8 Clemson (A) 68-72 L  
1/11 NC State (A) 68-91 L  
1/14 Maryland (H) 56-70 L  
1/17 Virginia (H) 60-76 L  
1/21 Wake Forest (A) 68-61 W  
1/23 Georgia Tech (A) 60-58 W  
1/28 Duke (H) 71-75 L  
1/30 Georgia Tech (H) 57-68 L  
2/3 North Carolina (A) 47-92 L  
2/6 Clemson (H) 64-67 L  
2/11 NC State (H) 55-70 L  
2/13 Florida Atlantic (H) 69-55 W  
2/16 Maryland (A) 66-59 W  
2/18 Virginia (A) 45-79 L  
2/21 Florida (A) 62-81 L  
2/23 Wake Forest (H) 61-66 L  
3/3 Maryland+ (N) 56-72 L

*\*Montana State Classic*  
*\*\*Dial Classic, Tallahassee, FL*  
*#San Juan Shootout, San Juan, PR*  
*+ACC Tournament, Rock Hill, SC*

**1995-96 ..... (8-20)**

11/27 Florida Atlantic (A) 69-46 W  
12/1 Florida\* (N) 56-74 L  
12/2 South Florida\* (N) 56-55 W  
12/6 Duke (A) 30-92 L



12/10	Florida A&M	(A)	90-65	W
12/17	UT-Chattanooga	(H)	58-60	L
12/10	New Orleans	(H)	62-51	W
12/28	Missouri**	(A)	47-61	L
12/29	Temple**	(A)	67-72	L
12/30	Furman**	(A)	60-56	W
1/3	North Carolina	(A)	59-67	L
1/7	Clemson	(A)	74-87	L
1/9	NC State	(H)	71-76	L
1/14	Maryland	(H)	49-72	L
1/16	Virginia	(A)	58-91	L
1/20	Wake Forest	(H)	71-88	L
1/22	Georgia Tech	(A)	65-97	L
1/27	Duke	(H)	47-61	L
1/31	Ga Tech (3OT)	(H)	90-85	W
2/3	Clemson	(A)	53-70	L
2/9	North Carolina	(H)	73-64	W
2/11	NC State	(A)	64-78	L
2/16	Virginia	(H)	40-81	L
2/18	Maryland	(A)	63-75	L
2/22	Wake Forest	(A)	52-54	L
2/26	Florida	(H)	37-76	L
2/29	Georgia Tech+	(N)	64-51	W
3/3	Virginia+	(N)	50-83	L

\*Dial Classic, Coral Gables, FL  
 \*\*UCF Holiday Classic, Orlando, FL  
 +ACC Tournament, Rock Hill, SC

**1996-97**

*Head Coach*

*Chris Gobrecht*

**1996-97 ..... (5-22)**

11/22	South Florida*	(N)	68-59	W
11/23	Florida*	(N)	48-75	L
11/30	SW Missouri St	(A)	52-66	L
12/3	Florida A&M	(H)	91-59	W
12/7	NC State	(H)	52-88	L
12/14	Florida	(A)	59-77	L
12/18	Florida Atlantic	(H)	79-63	W
12/20	Central Florida	(H)	78-53	W
12/22	Stetson	(H)	80-56	W
12/30	Mississippi	(A)	52-75	L
1/3	Duke	(A)	46-87	L
1/5	Wake Forest	(A)	68-79	L
1/8	North Carolina	(H)	63-88	L
1/11	Clemson	(A)	63-74	L
1/15	Maryland	(H)	58-65	L
1/19	Virginia	(H)	57-67	L
1/22	Georgia Tech	(A)	51-75	L
1/26	NC State	(A)	36-75	L
1/30	Maryland	(A)	59-79	L
2/2	Duke	(H)	70-77	L
2/5	Duquesne	(H)	58-61	L
2/10	Georgia Tech	(H)	60-68	L
2/14	North Carolina	(A)	56-82	L
2/16	Virginia	(A)	44-73	L
2/19	Clemson	(H)	47-71	L
2/23	Wake Forest	(H)	59-63	L
2/17	Wake Forest**	(N)	59-70	L

\*Dial Classic/Florida Four Challenge, Tampa, FL  
 \*\*ACC Tournament, Charlotte, NC

**1997-Present**

*Head Coach*

*Sue Semrau*

**1997-98 ..... (9-18)**

11/16	Florida A&M	(A)	79-70	W
-------	-------------	-----	-------	---

11/20	South Florida*	(A)	68-59	W
11/20	Florida*	(A)	64-73	L
11/21	South Florida*	(A)	71-59	W
11/26	Mississippi	(H)	64-54	W
12/3	NC State	(A)	60-72	L
12/5	Charleston S**	(A)	72-51	W
12/6	Fla International**	(A)	63-66	L
12/13	Louisiana Tech	(A)	60-86	L
12/16	Clemson	(H)	84-87	L
12/19	Duquesne	(A)	61-92	L
12/21	SW Missouri St	(H)	57-68	L
1/2	Virginia	(A)	62-75	L
1/4	North Carolina	(A)	77-103	L
1/8	Wake Forest	(H)	64-63	W
1/16	Duke	(A)	76-96	L
1/18	Georgia Tech	(A)	88-53	W
1/21	Florida	(H)	57-69	L
1/23	Maryland	(H)	53-50	W
1/25	NC State	(H)	62-72	L
1/29	Clemson	(A)	55-85	L
2/1	Virginia	(H)	76-83	L
2/4	North Carolina	(H)	58-75	L
2/8	Wake Forest	(A)	63-56	W
2/15	Duke	(H)	67-79	L
2/19	Georgia Tech	(H)	77-56	W
2/22	Maryland	(A)	49-77	L
2/26	Clemson***	(N)	68-85	L

\*Dial Classic, Gainesville, FL  
 \*\*Tallahassee Democrat Seminole Classic, Tallahassee, FL  
 \*\*\*ACC Tournament, Charlotte, NC

**1998-99 ..... (7-20)**

11/14	Tulsa	(A)	76-67	W
11/19	Louisiana Tech	(H)	72-88	L
11/22	Long Beach St**	(H)	94-64	W
11/23	Fla International**	(H)	62-75	L
12/2	Duke	(A)	72-91	L
12/5	N Carolina OT	(H)	101-112	L
12/14	South Florida	(H)	83-74	W
12/17	Pepperdine	(A)	72-75	L
12/19	Cal St. Fullerton	(A)	84-73	W
12/21	Western Carolina	(H)	83-39	W
12/30	Georgia	(A)	72-95	L
1/2	Georgia Tech	(A)	70-92	L
1/4	NC State	(H)	54-65	L
1/7	Clemson	(A)	55-77	L
1/14	Wake Forest	(H)	80-57	W
1/17	Maryland	(A)	76-94	L

1/22	Virginia	(H)	71-80	L
1/25	Duke	(H)	75-92	L
1/28	North Carolina	(A)	76-87	L
1/31	Georgia Tech	(H)	78-86	L
2/4	NC State	(A)	59-84	L
2/7	Clemson	(H)	67-71	L
2/11	Florida	(A)	89-106	L
2/15	Wake Forest	(A)	68-80	L
2/18	Maryland	(H)	69-63	W
2/21	Virginia	(A)	55-73	L
2/25	Duke***	(N)	57-90	L

\*\*Tallahassee Democrat Seminole Classic, Tallahassee, FL  
 \*\*\*ACC Tournament, Charlotte, NC

**1999-00 .... (12-17)**

11/19	Tulsa	(H)	77-70	W
11/22	South Florida	(A)	74-84	L
11/26	UT-Chattanooga**	(H)	69-78	L
11/27	Oakland**	(H)	99-90	W
11/30	Mercer	(A)	74-62	W
12/7	Florida	(H)	74-82	L
12/19	Loyola	(A)	102-70	W
12/21	Chicago State	(A)	73-49	W
12/29	St. John's*	(N)	64-56	W
12/30	Florida Int'l*	(A)	76-55	W
1/3	Wake Forest	(A)	59-64	L
1/6	NC State	(H)	58-62	L
1/9	Virginia	(H)	73-76	L
1/12	Maryland	(A)	67-68	L
1/16	Georgia Tech	(H)	93-64	W
1/20	North Carolina	(A)	67-77	L
1/24	Duke	(H)	54-59	L
1/27	Clemson	(H)	61-73	L
1/30	Auburn	(H)	52-55	L
2/3	Wake Forest	(H)	76-47	W
2/6	NC State	(A)	62-72	L
2/10	Virginia	(A)	59-74	L
2/13	Maryland	(H)	66-52	W
2/17	Georgia Tech	(A)	77-74	W
2/22	North Carolina	(H)	74-78	L
2/24	Duke	(A)	52-87	L
2/27	Clemson	(A)	58-75	L
3/4	Maryland***	(N)	65-60	W
3/5	Duke***	(N)	65-92	L


\*Sun & Fun Classic, Miami, FL  
 \*\*Tallahassee Democrat Seminole Classic, Tallahassee, FL  
 \*\*\*ACC Tournament, Greensboro, NC





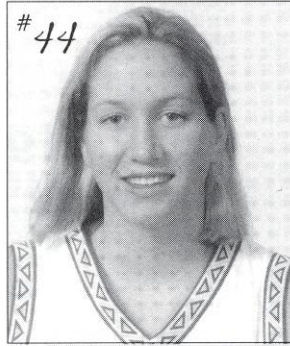
# Photo Roster

2 0 0 0 - 2 0 0 1 S E M I N O L E S




#32

*Molly Beal*  
G • 5-11 • So.  
Mission Hills, KS




#44

*Lauren Bradley*  
C • 6-3 • So.  
Lake Mary, FL



#25

*Lako Brown*  
G/F • 5-11 • Sr.  
Eastman, GA



#22

*Vanessa Fuchs*  
G/F • 5-10 • Sr.  
Pompano Beach, FL



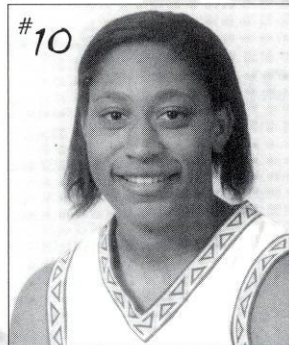
#4

*Petra Hofmann*  
G • 5-8 • Jr.  
Pecs, Hungary




#33

*Tasheika Morris*  
F • 6-0 • So.  
Huntsville, AL



#10

*Lakesha Springle*  
G • 5-3 • Jr.  
Thomasville, GA




#13

*Lexys Torres*  
C • 6-4 • Sr.  
Colombia,  
S. America



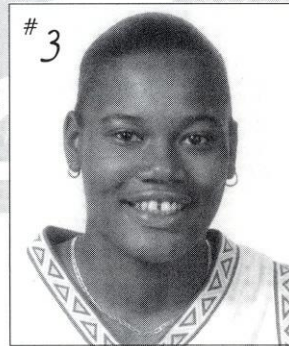
#12

*April Traylor*  
G • 5-10 • Jr.  
Martinsville, IN




#20

*Katelyn Yujas*  
C • 6-3 • So.  
Wadsworth, OH



#3





*Shinikki Whiting*  
G • 5-9 • So.  
Clearwater, FL



#21

*Brooke Wyckoff*  
F • 6-1 • Sr.  
West Chester, OH







# Women's Basketball Schedule 2000-2001

## NOVEMBER

Sat.	4	Premier Players (Exhibition) .....	1:00 pm
Tue.	14	SBC Prerov (Exhibition) .....	7:00 pm
Sun.	19	UNC-Asheville .....	2:00 pm
Tue.	21	@ Florida .....	7:00 pm
Sat.	25	Tallahassee Democrat Seminole Classic	
		Michigan St. vs. Va. Tech .....	2:00 pm
		Chicago St. vs. FSU .....	4:00 pm
Sun.	26	Tallahassee Democrat Seminole Classic	
		Consolation/Championship .....	2:00/4:00 pm
Tue.	28	@ Central Florida (SUN) .....	7:30 pm

## DECEMBER

Sat.	2	@ UT-Chattanooga .....	7:00 pm
Sun.	10	Mercer (SUN) .....	2:00 pm
Sun.	17	@ St. Francis .....	2:00 pm
Tue.	19	@ Fordham .....	7:00 pm
Thu.	28	Coppin State .....	7:00 pm
Sat.	30	NC State .....	7:00 pm

## JANUARY

Fri.	5	@ Georgia Tech (FSNS) .....	7:30 pm
Mon.	8	Duke .....	7:00 pm
Wed.	10	Maryland .....	7:00 pm
Sun.	14	@ Wake Forest .....	3:00 pm
Thu.	18	North Carolina .....	7:00 pm
Sun.	21	@ Clemson .....	2:00 pm
Wed.	24	Virginia (SUN) .....	7:30 pm
Mon.	29	@ NC State (RSN) .....	7:30 pm

## FEBRUARY

Thu.	1	@ Xavier .....	7:00 pm
Mon.	5	Georgia Tech .....	7:00 pm
Thu.	8	@ Duke .....	7:00 pm
Sun.	11	@ Maryland .....	2:00 pm
Thu.	15	Wake Forest .....	7:00 pm
Sun.	18	@ North Carolina (RSN) .....	1:00 pm
Thu.	22	Clemson (SUN) .....	7:30 pm
Sun.	25	@ Virginia .....	7:00 pm

## MARCH

Thu.	1-	@ ACC Tournament	
Mon.	5	(Greensboro, NC) .....	TBA

All Game Times Eastern  
 (FSNS) Fox Sports Network South  
 (SUN) Sunshine Network  
 (RSN) Regional Sports Network-ACC TV



Florida State University