

2001-2002 OPPONENTS

BASKETBALL FACTS

Head Coach Chris Weller, 27th season
 Record at School/Years 486-269/26
 Career Record/Years 486-269/26
 Office Phone (301) 314-1747
 Assistant Coaches Christy Winters-Scott, Allison Jones,
 Jocelyn Katsock

SPORTS INFORMATION

Office Phone (301) 314-7064
 Fax Number (301) 314-9094
 Basketball Contact Stephanie Mociun
 Email Address smociun@wam.umd.edu
 Home Phone (301) 847-1398
 Website www.umterps.com

TEAM INFORMATION


2000-01 Record 17-12
 Conference Record/Finish 8-8/T5th
 Starters Returning/Lost 5/0
 Letterwinners Returning/Lost 10/1
 Top Returning Scorer G, Marché Strickland, 13.9 ppg
 Top Returning Rebounder F, Deedee Warley, 6.4 rpg
 Top Newcomers C, Arek Deng; G, Anesia Smith

WAKE FOREST

Thu., Jan. 10, Winston-Salem, N.C.
 Sat., Feb. 9, Tallahassee, Fla.



CHARLENE CURTIS
 Head Coach



EAFTON HILL
 Forward

QUICK FACTS

Location Winston-Salem, NC
 Founded 1834
 Nickname Demon Deacons
 Enrollment 3,950
 Colors Old Gold and Black
 Conference Atlantic Coast
 Arena/Capacity Lawrence Joel Veterans
 Memorial Coliseum/14,665
 Press Row # (336) 727-2945

BASKETBALL FACTS

Head Coach Charlene Curtis, 5th season
 Record at School/Years 30-81/4
 Career Record/Years 192-231/15
 Office Phone (336) 758-5763
 Assistant Coaches Wray Cannaday, Sharon Manning,
 Larry Leonard

SPORTS INFORMATION

Office Phone (336) 758-5640
 Fax Number (336) 758-5140
 Basketball Contact Joanna Sparkman
 Email Address sparkmjj@wfu.edu

Home Phone (336) 682-7342
 Website www.wakeforestsports.com

TEAM INFORMATION

2000-01 Record 11-17
 Conference Record/Finish 3-13/9th
 Starters Returning/Lost 3/2
 Letterwinners Returning/Lost 11/4
 Top Returning Scorer F, Eafton Hill, 11.4 ppg
 Top Returning Rebounder F, Eafton Hill, 5.9 rpg
 Top Newcomers G, Meredith Bell; F, Erin Ferrell;
 G/F, Jennifer Johnson



NC STATE

Thu., Jan. 17, Tallahassee, Fla.
 Thu., Feb. 14, Raleigh, N.C.



KAY YOW
 Head Coach



CARISSA MOODY
 Forward/Center

QUICK FACTS

Location Raleigh, NC
 Founded 1887
 Nickname Wolfpack
 Enrollment 28,011
 Colors Red and White
 Conference Atlantic Coast
 Arena/Capacity Reynolds Coliseum/12,400
 Press Row # (919) 515-3393

BASKETBALL FACTS

Head Coach Kay Yow, 27th season
 Record at School/Years 554-234/26
 Career Record/Years 611-253/30
 Office Phone (919) 515-2880
 Assistant Coaches Stephanie Gance, Charisse Mapp,
 Jenny Kusiemski

SPORTS INFORMATION

Office Phone (919) 515-1183
 Fax Number (919) 515-2898
 Basketball Contact Pam Monk
 Email Address pam_monk@ncsu.edu
 Home Phone (919) 859-1412
 Website www.gopack.com

TEAM INFORMATION

2000-01 Record 22-11
 Conference Record/Finish 9-7/T3rd
 Starters Returning/Lost 3/2
 Letterwinners Returning/Lost 10/3
 Top Returning Scorer F/C, Carisse Moody, 14.9 ppg
 Top Returning Rebounder F/C, Carisse Moody, 7.1 rpg
 Top Newcomers G, Liz Bailey, G, Kendra Bell, F,
 Kelly Greathouse, G, Rachel Stockdale

VIRGINIA

Wed., Jan. 23, Charlottesville, Va.
Sun., Feb. 24, Tallahassee, Fla.



DEBBIE RYAN
Head Coach



TELISHA QUARLES
Guard

QUICK FACTS


Location Charlottesville, VA
Founded 1819
Nickname Cavaliers
Enrollment 18,417
Colors Blue and Orange
Conference Atlantic Coast
Arena/Capacity University Hall/8,394
Press Row # (434) 296-5910

BASKETBALL FACTS

Head Coach Debbie Ryan, 25th season
Record at School/Years 544-197/24
Career Record/Years 544-197/24
Office Phone (434) 982-5800
Assistant Coaches Tim Taylor, Audra Smith, Nikki Caldwell

SPORTS INFORMATION

Office Phone (434) 982-5500



Fax Number (434) 982-5525
Basketball Contact TBA
Email Address TBA
Home Phone TBA
Website www.virginiasports.com

TEAM INFORMATION

2000-01 Record 18-14
Conference Record/Finish 8-8/5th
Starters Returning/Lost 2/3
Letterwinners Returning/Lost 5/8
Top Returning Scorer G, Telisha Quarles, 11.6 ppg
Top Returning Rebounder G, Anna Prillamar, 3.0 rpg
Top Newcomers G/F, LaTonya Blue;
F, Jocelyn Logan-Friend; G, Cherrise Graham




DUKE

Sun., Jan. 27, Tallahassee, Fla.
Thu., Feb. 21, Durham, N.C.



GAIL GOESTENKORS
Head Coach



ALANA BEARD
Forward/Guard

QUICK FACTS

Location Durham, NC
Founded 1838
Nickname Blue Devils
Enrollment 6,202
Colors Royal Blue and White
Conference Atlantic Coast
Arena/Capacity Cameron Indoor Stadium/9,314
Press Row # (919) 684-6186

BASKETBALL FACTS

Head Coach Gail Goesten Kors, 10th season
Record at School/Years 206-78/9
Career Record/Years 206-78/9
Office Phone (919) 613-7548
Assistant Coaches Gale Valley, Joanne Boyle, Shaeta Brown

SPORTS INFORMATION

Office Phone (919) 684-2633
Fax Number (919) 684-2489
Basketball Contact Lindy Brown
Email Address lbrown@duke.edu
Home Phone (919) 684-2664
Website www.goduke.com

TEAM INFORMATION

2000-01 Record 30-4
Conference Record/Finish 13-3/1st
Starters Returning/Lost 3/2
Letterwinners Returning/Lost 8/6
Top Returning Scorer F/G, Alana Beard, 17.0 ppg
Top Returning Rebounder F/C, Iciss Tillis, 5.5 rpg
Top Newcomers F, Monique Currie; F, Wynter Whitley



travel HEADQUARTERS

US VIRGIN ISLANDS

November 16-21

*Renaissance Grand Beach Resort,
Smith Bay, St. Thomas, VI 00801
(340) 775-1510 • (340) 775-2185 fax*

GEORGIA TECH

December 4-5

*Ritz-Carlton, 181 Peachtree Street NE,
Atlanta, GA 30303
(404) 659-0400 • (404) 221-6578 fax*

AUBURN

December 15-16

*Hilton Garden Inn, P.O. Box 2767,
Auburn, AL 36831
(334) 502-3500 • (334) 821-9968 fax*

INDIANA

December 18-19

*Century Suites Hotel, 300 S.R. 446,
Bloomington, IN 47401
(812) 336-7777 • (812) 336-0436 fax*

IUPUI

December 20-21

*Embassy Suites Hotel, 110 W. Washington
St., Indianapolis, IN 46204
(317) 236-1806 • (317) 972-9579 fax*

CLEMSON

December 29-30

*James Martin Inn, 100 Madren Center Drive,
Clemson, SC 29634
(864) 654-9020 • (864) 656-7154 fax*

MARYLAND

January 5-6

*Greenbelt Marriott, 6400 Ivy Lane,
Greenbelt, MD 20770
(301) 441-3700 • (301) 474-9128 fax*

WAKE FOREST

January 9-10

*Adam's Mark, 425 N. Cherry Street,
Winston-Salem, NC 27101
(336) 725-3500 • (336) 721-2240 fax*

VIRGINIA

January 22-23

*Omni Charlottesville, 235 W. Main Street,
Charlottesville, VA 22902
(804) 971-5500 • (804) 979-4456 fax*

NORTH CAROLINA

February 3-4

*Sheraton Chapel Hill, 1 Europa Drive,
Chapel Hill, NC 27514
(919) 968-4900 • (919) 942-3557 fax*

NC STATE

February 13-14

*Crabtree Valley Marriott, 4500 Marriott
Drive, Raleigh, NC 27612
(919) 781-7000 • (919) 571-5339 fax*

DUKE

February 20-21


*Washington Duke Inn, Durham, NC 27706
(919) 490-0999 • (919) 493-0015 fax*

ACC TOURNAMENT

February 28 - March 5

*O. Henry Hotel, 624 Green Valley Road,
Greensboro, NC 27408
(336) 854-2000 • (336) 854-2223 fax*

2000-01 SEASON REVIEW



- 2000-01 Review
- 2000-01 Statistics
- Game-By-Game Results
- Team Highs & Lows
- Game-By-Game Statistics
- ACC Final Standings
- ACC Statistics

2000-2001 REVIEW

THE NEXT LEVEL...




IT ALL STARTED IN AUGUST...

What a year it was — right from the start! The Seminoles started early this season, practicing for 10 days in August before embarking on a 10-day European adventure. The team visited France and Switzerland and played four games and won them by an average of 47 points. It was indeed the beginning of something very special for the 2000-01 Seminoles.



A SEASON TO REMEMBER...


The 2000-01 season was special in so many ways, it's hard to know where to begin, because the Seminoles recorded the program's best season in a decade. The Seminoles advanced to the NCAA Tournament for the first time since the 1990-91 season and with a 19-12 record, FSU recorded the program's most wins since joining the ACC and since the 1990-91 season. Prior to 2000-01, FSU's last winning season was 1991-92 when the Tribe finished 17-11.



FIRST WIN AWAY FROM HOME...

FSU's win over Tulane was just the second NCAA Tournament win for the Seminoles and the first away from Tallahassee. FSU is now 2-4 in NCAA Tourney action and this season was the second time the Tribe has advanced to second-round action.


TOUGH SLATE...



Nine of Florida State's opponents in 2000-01 were among the 64-team NCAA Tournament field and the Seminoles were 7-9 in games vs. those foes. Only two of FSU's 11 regular-season losses came against teams that did not participate in this year's NCAA Tourney. According to the RPI rankings by CollegeRPI.com, the Atlantic Coast Conference was listed second among the Top 10 Conferences in the nation. Florida State was ranked 47th out of 316 teams.

THE SEVEN SEED...

FSU was one of just two teams with 18 wins to earn a seed as high as No. 7 in the NCAA Tournament. Ironically, the other team was the Wisconsin Badgers. Wisconsin is where Sue Semrau served as an assistant coach for three seasons prior to coming to FSU.




WHAT A DIFFERENCE A YEAR MAKES...

In 1999-2000, the Seminoles were involved in nine games that were decided by five points or less and the Tribe went 2-7 in those contests. In 2000-01, FSU went 6-2 in games decided by five points or less and 7-2 in those decided by six points or less.

A "GRAND" PERFORMANCE...

Both Brooke Wyckoff and April Traylor both reached the career 1000-point mark in 2000-01. Wyckoff came into the season with 897 points and reached the 1000-point plateau in the St. Francis game on Dec. 17th. She finished her career with 1,350 career points which ranks 8th on FSU's all-time scoring list. Traylor began the season with 672 points and with 13 points at Maryland, surpassed the 1,000 point mark. She now has 1,139 career points.



ACC RECORD...

FSU's 9-7 ACC record was the program's best record and finish (tied for 3rd) in league play. Prior to this season, FSU's best year in the ACC was in 1991-92—its first year in the league. The Noles went 8-8—good for 5th place that season.

READY FOR ACC-TION!

Six of the nine-member ACC schools made an appearance in the 2001 NCAA Tournament, which was second only to the Big 12, which had seven members in the Big Dance. The ACC, which ranked second in RPI-conference strength this season, has had six schools advance one other time and that was in 1997.




Bill's
BOOKSTORE, INC.
CONGRATS
SUE SEMRAU ACC
COACH OF THE YEAR

SEMRAU NAMED ACC COACH OF THE YEAR...

The Atlantic Coast Sports Writers Association announced on March 6th that Florida State University Head Women's Basketball Coach Sue Semrau was named the 2001 Atlantic Coast Conference Coach of the Year. Semrau, who just completed her fourth season at FSU, guided the Seminoles to a 19-12 record, including a third-place finish in the ACC regular season, and to its first NCAA Tournament since 1990-91. It was Florida State's first winning season since 1991-92 as well as the school's best league finish since joining the ACC 10 seasons ago.

"You would have to understand the magnitude of the task that she undertook four years ago in order to fully appreciate just how deserving this honor is for Sue Semrau," FSU Director of Athletics Dave Hart said. "In a conference full of outstanding coaches, Sue very much earned this recognition. I'm very happy for her."

In 1997, Semrau, a native of Seattle, Washington, inherited a Seminole team that had gone winless in the ACC the season before. Four years later, Florida State, who was picked to finish eighth in the preseason poll, placed tied for third with a 9-7 league mark and was the only team in the nation to defeat Duke on its home court this season. The Seminoles earned their highest-ever seed in the ACC Tourney at No. 4 and advanced to the tournament's semifinals for the first time.



WHERE BROOKE RANKS...

- Here's a look at where Brooke finished her career...
- ◆ 1st with 209 career blocks (6th all-time in the ACC)
 - ◆ 5th with 804 rebounds
 - ◆ T5th with 189 steals
 - ◆ 7th, 7.4 rebounds per game
 - ◆ 8th with 1,350 points in 109 games



SUPERLATIVES...

- ◆ Florida State shot better than 50 percent in five games.
- ◆ FSU outrebounded its opponent in 20 games. There was also one tie.
- ◆ FSU hit double-digit assists in all but two games, including a season-high 25 assists in the Maryland game.
- ◆ FSU won its 19 games by an average of 15.8 points per game.
- ◆ FSU won its nine regular-season ACC games by an average of 9.6 points per game.
- ◆ FSU went 10-3 at home, 7-8 at opponent sites and 2-1 at neutral sites.

ACC



WOMEN'S BASKETBALL TOURNAMENT

GREENSBORO 2001

FSU IN THE ACC TOURNAMENT...

FSU's No. 4 seed was the Seminoles' highest ACC ranking in the tournament since joining the league in 1991-92. The Seminoles have now recorded three wins in 11 ACC tourney appearances. This season marked the second time that FSU met Virginia in ACC

Tournament action and FSU is now 1-1 in those games.



FROM DOWNTOWN...

Florida State made 36 more three pointers this year than last season. In 29 games in 1999-2000, FSU hit 87 treys while its opponents hit 36 more with 123. In 31 games this year, FSU made 123 threes, seven shy of its opponents' 130. FSU hit five or more threes in 11 games this season and was 7-4 in those games. Against Duke, FSU was 1-of-19 in the loss and 7-of-13 in the win. FSU hit a season-high 10 treys in the win at Maryland.

KESHA PLAYS BIG...

Point guard Lakesha Springle, who stands at 5-3, certainly played much bigger in the North Carolina win. Springle led FSU with a career-high 11 rebounds in playing a career-high 39 minutes. She also added eight points, four steals and three assists and had just one turnover! She was named the broadcast's Player of the Game.



earned ACC All Defensive Team honors for the second straight season. The All-ACC honors this season marks the first time since joining the league that FSU has placed three players on All-ACC teams in one season.

ALL-ACC HONORS...

The 2000-01 All-ACC women's basketball teams were announced by league officials on Tuesday, February 27th and Florida State was well represented. Senior co-captain Brooke Wyckoff, a native of West Chester, Ohio, was named a first team All-ACC selection and became the first FSU player to garner such an honor since Tia Paschal in 1992-93, while senior Levys Torres and junior April Traylor were named to the third team. Wyckoff also

IN THE ACC POLL...

Oops, guess they were wrong.

PRESEASON	FINAL
1. Duke	1. Duke
2. Virginia	2. Clemson
3. NC State	3. Florida State
4. N. Carolina	NC State
5. Clemson	5. Virginia
6. Georgia Tech	Maryland
7. Maryland	7. N. Carolina
8. Florida State	8. Georgia Tech
9. Wake Forest	9. Wake Forest

WE'LL TAKE CHARITY...

The Seminoles showed a great deal of improvement from the charity stripe in 2000-01. Last year, FSU shot .649 while this season, the squad shot .700. The Tribe attempted more free throws than its opponents in 19 games. In fact, FSU attempted at least 10 more free throws than its opponents in eight games. The biggest margin was 21, when the Noles went 30-for-40 vs. UVA in the ACC Tourney while the Cavs went 11-for-19.



ANOTHER FIRST...

With its win over UVA, FSU advanced to the ACC Tournament semi-finals for the first time since joining the league in 1991-92.

AN IMPRESSIVE RANKING...

For the first time in the program's history, the Florida State women's basketball team was ranked in the Final USA Today/ESPN Top 25 Coaches' Poll. The Seminoles, who finished the season 19-12 and advanced to the second round of the NCAA Tournament, was ranked No. 25. The Top 25 ranking is Florida State's first national ranking since February of 1991.





CAREER-HIGH FOR BROWN..

With the loss of Lauren Bradley this season, FSU was a bit thin at the post position. Enter Lako Brown. Brown, who stands at just 5-11, played an important role inside for the Tribe in 2000-01. She scored a career-high six points in the UVA win and hit some crucial free throws. Brown, who saw the most playing time of her career this year, recorded a career-high six rebounds in the Coppin State game.

WHERE OTHERS RANK...

Levys Torres' 310 rebounds this season ranked 2nd on FSU's single season charts. Her 10.0 rpg average ranked tied for 4th. Torres' 7.1 rpg career average is 10th all-time.

April Traylor's 75 steals ranked tied for 5th on FSU's single season charts. Her 176 career steals rank 7th while she is 8th all-time with 308 assists.



TORRES AVERAGED A DOUBLE-DOUBLE...

Levys Torres, who recorded double-digit rebounds in 13 games, averaged a double-double for the season at 10.8 points and 10.0 rebounds per game.




APRIL SHOWERS...

Junior April Traylor scored a career-high 30 points, including making a career high 11 field goals, in FSU's win over Tulane. She also tied her career high with five three-pointers. Her previous career-high was 29 points vs. Florida in the 1998-99 season. The 30 points places her among an elite group. She is just the 15th FSU player to record 30 or more points in a game and it is just the 38th time in FSU women's basketball history that the feat has been accomplished. Teammate Brooke Wyckoff recorded 30 points against Georgia Tech this season.

YOU CAN COUNT ON P...

Petra Hofmann provided depth at the point guard position while gaining valuable Division I experience in her first year as a Seminole. She played in all 31 games and hit her first two three pointers of the year in the NCAA Tournament second round game vs. Iowa State.



NIFTY FIFTY...

FSU scored 54 points in the second half of the UVA game on March 3rd, marking the fourth time this season that the Noles scored 50 or more points in a half. Each time it was in the second half and each time it was a victory. No team scored 50 points on FSU in a half this season. FSU scored a season-high 58 points in the second half of the Ga. Tech win at home.



VUJAS WAS VERY VALUABLE...

Katelyn Vujas, who started all 31 games and scored in double figures in 21 games, really came into her own this season. She led the team in scoring with 14 points against Chicago State and in rebounding nine times this season, including 14 against both St. Francis and Clemson. She also recorded a career-high six assists in the Tulane win to lead the team. Overall, Vujas ranked third on the team in scoring at 11.0 points per game and third in rebounding at 6.0 rebounds per game.



ALL-ACC TOURNEY HONORS...

Brooke Wyckoff, who averaged 13.0 points and 6.5 rebounds in FSU's two ACC Tournament games, was named to the ACC All-Tournament Second Team.



ATTENDANCE KEEPS ON RISING...

The Seminoles enjoyed a solid following this season! A record 2,559 fans filled the stands to watch Florida State take on Clemson in the last regular-season home game. Overall, FSU women's basketball attendance increased by 15 percent overall from last season and 50 percent at ACC contests.



VANESSA IS TOPS IN ACADEMICS...


Senior Vanessa Fuchs garnered her fourth-straight Golden Torch Award for the academic student-athlete for women's basketball. Fuchs, who played in 19 games this season, has maintained a 3.86 GPA in Media Productions.

TORRES NAMED ACC PLAYER OF THE WEEK...

After leading the Seminoles to two victories, Florida State's Levys Torres was named the first ACC Player of the Week of the New Year on Jan. 2nd. Torres earned ACC Player of the Week recognition after averaging 18.5 points and 19 rebounds as the Tribe defeated Coppin State 86-49 and then No. 12 NC State 74-70 in their 2000-01 league opener.


SWEEPIN' UP THE TERPS...

FSU's win over Maryland marked the first time this season that the Seminoles won a game when trailing at halftime. FSU trailed 32-26 at halftime, but Levys Torres scored nine unanswered points to open the second half and the Tribe led the rest of the game. The victory also gave FSU its first ever sweep of the Terrapins. FSU has now won four straight over Maryland, having won the second meeting and a tournament game last season.



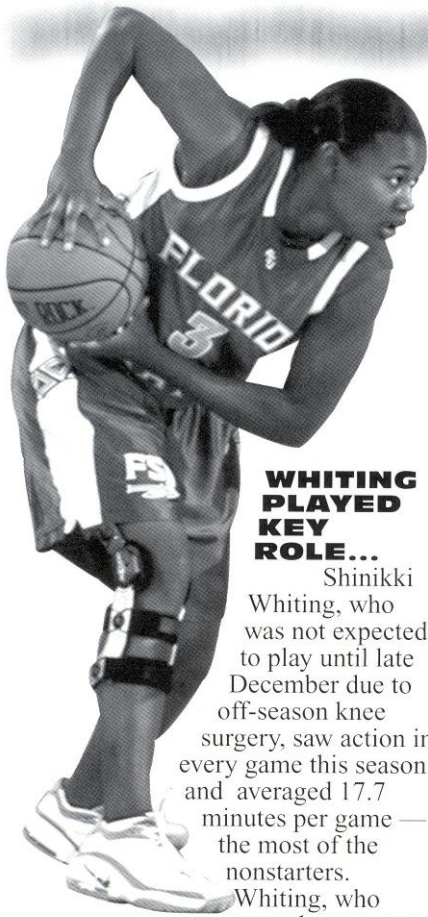
THE WIN AT UNC...

- ... gave FSU 17 wins — its most since going 17-11 in 1991-92.
- ... gave FSU nine ACC wins — its most ACC wins ever in a season.
- ... gave FSU its first win in Chapel Hill since January 10, 1993 (85-66) and its first win over the Tar Heels since February 9, 1996.



THE ONE AND ONLY...

With their 71-69 win at No. 4 Duke, the Seminoles were the only team in the nation in 2000-01 to top the Blue Devils at home. The victory was the Tribe's first win over the Blue Devils since a 78-73 victory on February 25, 1994 in Tallahassee and the program's first win over a Top 5 opponent since January 12, 1993 when FSU topped No. 3 Maryland, 68-61, in Tallahassee. Prior to FSU's win on February 8th, Duke had won 15 straight over the Seminoles. FSU's last win at Cameron Indoor was 84-72 on January 3, 1993.



WHITING PLAYED KEY ROLE...

Shinikki Whiting, who was not expected to play until late December due to off-season knee surgery, saw action in every game this season and averaged 17.7 minutes per game — the most of the nonstarters.

Whiting, who earned two starts this season, scored in double figures in 11 games, including a season-high 17 in the UNC game.



DOUBLE TROUBLE...

Levys Torres not only grabbed an amazing 24 rebounds in the Coppin State game, but she tallied a career-high 24 points as well. She had nine career double-doubles this season.

Katelyn Vujas had three double-doubles this season with 12 points and 14 rebounds in the St. Francis game and 15 points and 10 rebounds vs. UNC. At Clemson, she tallied 16 points and 14 rebounds.

Brooke Wyckoff had two double-doubles with 14 points and 10 rebounds in the Georgia Tech game and 19 points and 13 rebounds at Wake Forest.

LAUREN REDSHIRTED...


Head Coach Sue Semrau announced on January 12th that Lauren Bradley, a sophomore, would be redshirted this season in order to allow proper healing of chronic stress fractures in her lower legs. The 6-3 center played in the first six games and averaged 6.7 points, 3.3 rebounds and 15.8 minutes per game. She recorded double figures in two contests with 10 points vs. Chicago State and 12 in the Virginia Tech win.

IN THE FIRST MEETING WITH NC STATE...

FSU's win over No. 12 NC State in their first meeting ... marked the Seminoles' first win in an ACC opener since joining the ACC in 1991-92. ... was FSU's first win over a ranked opponent since January 12, 1993 when the Tribe defeated No. 3 Maryland 68-61 in Tallahassee. ... was just its fourth win over the Wolfpack in 19 meetings and its first win since February 20, 1994.

LEVYS' RECORD-SETTING PERFORMANCE...

Levys Torres' 24 rebounds in the Coppin State game broke a 22-year FSU single game record. The previous record was 23 rebounds set by Laine Lasseter vs. South Florida on December 2, 1978. Torres managed 12 rebounds in each half of the Coppin State game.



ACC HONORS FOR BROOKE...

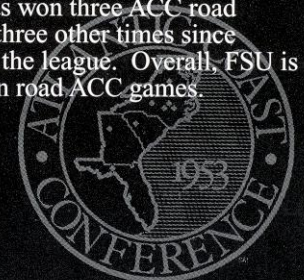
Florida State's Brooke Wyckoff earned ACC Player of the Week recognition after leading Florida State to league victories over No. 4 Duke, Georgia Tech and Maryland. In the three wins, including road victories at No. 4 Duke and Maryland, Wyckoff averaged 23.3 points and 7.3 rebounds while shooting 54 percent from the field, 56 percent from three-point land and a perfect 100 percent from the free throw line.

IN NONCONFERENCE ACTION...

FSU went 8-3 in non-ACC games this season, including a 3-3 record on the road. FSU's only losses to non-conference opponents this season came to the SEC's Florida by 14, UT-Chattanooga of the Southern Conference by 10 points and No. 15 Xavier, of the Atlantic 10, 75-72.

ON THE ROAD IN THE ACC...

FSU was 4-4 in ACC road games this season, matching its best road ACC record in 1991-92. FSU has won three ACC road games three other times since joining the league. Overall, FSU is 18-61 in road ACC games.



2000 - 2001

STATISTICS

FLORIDA STATE SEASON BOX SCORES

RECORD **OVERALL** **HOME** **AWAY** **NEUTRAL**
ALL GAMES **19-12** **10-3** **7-8** **2-1**
CONFERENCE **9-7** **5-3** **4-4** **0-0**
NON-CONFERENCE **10-5** **5-0** **3-4** **2-1**

##	Player	GP	GS	—TOTAL—			—3-PTS—			—REBOUNDS—							PF	FO	A	TO	Blk	Stl	Pts	Avg		
				Min	Avg	FG	FGA	Pct	3FG	FGA	Pct	FT	FTA	Pct	Off	Def									Tot	Avg
12	Traylor, April	31	28	986	31.8	161	396	.407	39	132	.295	106	151	.702	44	72	116	3.7	105	4	117	126	5	75	467	15.1
	Conference-Only	16	14	563	35.2	84	218	.385	18	76	.237	63	90	.700	23	44	67	4.2	50	1	53	65	4	33	249	15.6
21	Wyckoff, Brooke	31	31	950	30.6	161	362	.445	33	100	.330	98	125	.784	52	152	204	6.6	105	4	75	101	31	36	453	14.6
	Conference-Only	16	16	517	32.3	91	205	.444	18	60	.300	56	69	.812	28	86	114	7.1	56	2	39	59	23	21	256	16.0
20	Vujas, Katelyn	31	31	857	27.6	147	301	.488	0	2	.000	46	66	.697	54	133	187	6.0	98	4	61	78	16	21	340	11.0
	Conference-Only	16	16	470	29.4	69	148	.466	0	1	.000	30	44	.682	29	65	94	5.9	51	2	27	41	6	10	168	10.5
13	Torres, Levys	31	31	927	29.9	120	222	.541	0	0	.000	96	147	.653	121	189	310	10.0	73	2	39	53	21	26	336	10.8
	Conference-Only	16	16	501	31.3	61	122	.500	0	0	.000	53	82	.646	64	95	159	9.9	42	1	23	32	5	15	175	10.9
03	Whiting, Shinikki	31	2	548	17.7	95	258	.368	23	83	.277	38	58	.655	31	53	84	2.7	66	0	30	62	2	26	251	8.1
	Conference-Only	16	2	282	17.6	43	131	.328	11	41	.268	18	30	.600	19	22	41	2.6	35	0	13	34	1	12	115	7.2
44	Bradley, Lauren	6	0	95	15.8	15	33	.455	0	0	.000	10	13	.769	10	10	20	3.3	18	1	3	5	1	2	40	6.7
	Conference-Only	0	0	0	0.0	0	0	.000	0	0	.000	0	0	.000	0	0	0	0.0	0	0	0	0	0	0	0	0.0
10	Springle, Lakesha	31	31	805	26.0	35	94	.372	4	19	.211	47	62	.758	20	74	94	3.0	57	1	63	46	2	55	121	3.9
	Conference-Only	16	16	440	27.5	13	40	.325	1	9	.111	30	42	.714	13	43	56	3.5	28	1	36	19	0	29	57	3.6
32	Beal, Molly	22	0	208	9.5	23	63	.365	18	54	.333	3	6	.500	6	3	9	0.4	14	0	10	11	0	1	67	3.0
	Conference-Only	16	0	134	8.4	16	45	.356	13	38	.342	2	4	.500	4	3	7	0.4	9	0	6	9	0	1	47	2.9
22	Fuchs, Vanessa	19	1	185	9.7	15	44	.341	4	22	.182	22	26	.846	5	12	17	0.9	10	0	8	17	1	6	56	2.9
	Conference-Only	8	0	37	4.6	0	6	.000	0	3	.000	6	6	1.000	2	3	5	0.6	4	0	2	6	0	0	6	0.8
25	Brown, Lako	28	0	232	8.3	7	21	.333	0	0	.000	21	33	.636	12	23	35	1.3	19	0	3	15	0	5	35	1.3
	Conference-Only	13	0	80	6.2	2	6	.333	0	0	.000	9	13	.692	1	6	7	0.5	8	0	1	9	0	3	13	1.0
04	Hofmann, Petra	31	0	430	13.9	11	29	.379	2	10	.200	11	24	.458	8	21	29	0.9	35	0	36	38	3	20	35	1.1
	Conference-Only	16	0	201	12.6	2	6	.333	0	3	.000	6	9	.667	2	10	12	0.8	18	0	15	20	2	9	10	0.6
24	Small, Kim	1	0	2	2.0	0	0	.000	0	0	.000	0	0	.000	0	0	0	0.0	0	0	0	0	0	0	0	0.0
	Conference-Only	0	0	0	0.0	0	0	.000	0	0	.000	0	0	.000	0	0	0	0.0	0	0	0	0	0	0	0	0.0
	TEAM														47	53	100	3.2	1			1				
	Conference-Only														27	27	54	3.4	1			0				
	Total	31				790	1823	.433	123	422	.291	498	711	.700	410	795	1205	38.9	601	16	445	553	82	273	2201	71.0
	Conference-Only	16				381	927	.411	61	231	.264	273	389	.702	212	404	616	38.5	302	7	215	294	41	133	1096	68.5
	Opponents	31				738	1792	.412	130	406	.320	440	666	.661	382	747	1129	36.4	616	-	443	575	74	274	2046	66.0
	Conference-Only	16				420	989	.425	66	199	.332	198	307	.645	213	402	615	38.4	331	6	252	278	47	152	1104	69.0

SCORE BY PERIODS

	1ST	2ND	OT	TOTAL
Florida State	1003	1187	11	2201
Opponents	916	1121	9	2046

DEADBALL REBOUNDS

	OFF	DEF	TOTAL
Florida State	70	14	84
Opponents	84	24	108

game-by-game RESULTS

DATE	TIME	OPPONENT	SCORE	ATTEND	HIGH POINTS	HIGH REBOUNDS
11/19/00	2:00 pm	UNC-ASHEVILLE	W 89-64	625	(15)Torres,Levys	(8)Vujas,Katelyn
11/21/00	7:00 pm	at Florida	65-79 L	1386	(23)Wyckoff,Brooke	(8)Torres,Levys
11/25/00	4:00 pm	#CHICAGO STATE	W 85-45	583	(14)Vujas,Katelyn	(8)Wyckoff,Brooke
11/26/00	4:00 pm	#VIRGINIA TECH	W 77-57	562	(21)Traylor,April	(8)Torres,Levys
11/28/00	7:38 pm	at Central Florida	W 68-37	596	(16)Wyckoff,Brooke	(12)Torres,Levys
12/02/00	7:00 pm	at Chattanooga	67-72 L	958	(17)Wyckoff,Brooke	(12)Torres,Levys
12/10/00	2:00 pm	MERCER	W 69-43	867	(16)Traylor,April	(9)Torres,Levys
12/17/00	2:00 pm	at St. Francis (NY)	W 73-65	157	(20)Wyckoff,Brooke	(14)Vujas,Katelyn
12/19/00	7:00 pm	at Fordham	W 73-52	215	(20)Wyckoff,Brooke	(8)Wyckoff,Brooke
12/28/00	7:00 pm	COPPIN STATE	W 86-49	633	(24)Torres,Levys	(24)Torres,Levys
12/30/00	7:00 pm	*NC STATE	W 74-70	731	(22)Traylor,April	(14)Torres,Levys
01/05/00	7:34 pm	*at GEORGIA TECH	W 66-65	1452	(19)Traylor,April	(10)Wyckoff,Brooke
01/08/01	7:00 pm	*DUKE	60-73 L	918	(16)Wyckoff,Brooke	(11)Torres,Levys
01/10/01	7:00 pm	*MARYLAND	W 69-38	736	(22)Wyckoff,Brooke	(9)Wyckoff,Brooke
01/14/01	3:00 pm	*at Wake Forest	69-79 L	1273	(23)Traylor,April	(13)Wyckoff,Brooke
01/18/01	7:00 pm	*N. CAROLINA	62-75 L	916	(17)Whiting,Shinikki	(10)Vujas,Katelyn
01/21/01	2:00 pm	*at Clemson	66-79 L	4250	(18)Traylor,April	(14)Vujas,Katelyn
01/24/01	7:30 pm	*VIRGINIA	W 60-58	833	(15)Torres,Levys	(10)Torres,Levys
01/29/01	7:30 pm	*at NC State	66-85 L	2305	(23)Wyckoff,Brooke	(7)Torres,Levys
02/01/01	7:00 pm	at Xavier	72-75 L	1859	(24)Torres,Levys	(13)Torres,Levys
02/05/01	7:00 pm	*GEORGIA TECH	W 89-69	836	(30)Wyckoff,Brooke	(9)Torres,Levys
02/08/01	7:00 pm	*at Duke	W 71-69	3692	(20)Wyckoff,Brooke	(9)Whiting,Shinikki
02/11/01	2:00 pm	*at Maryland	W 77-65	2315	(20)Wyckoff,Brooke	(9)Wyckoff,Brooke
02/15/01	7:00 pm	*WAKE FOREST	W 73-61	1258	(18)Traylor,April	(9)Torres,Levys
02/18/01	1:00 pm	*at N. Carolina	WOT 80-78	5275	(17)Torres,Levys	(9)Vujas,Katelyn
02/22/01	7:30 pm	*CLEMSON	49-63 L	2559	(14)Torres,Levys	(10)Torres,Levys
02/25/01	7:00 pm	*at Virginia	65-77 L	3903	(21)Traylor,April	(18)Torres,Levys
03/03/01	2:00 pm	vs Virginia	W 83-77	7214	(18)Wyckoff,Brooke	(14)Torres,Levys
03/04/01	1:00 pm	vs Duke	56-72 L	7381	(12)Traylor,April	(8)Vujas,Katelyn
03/16/01	6:00 pm	vs Tulane	W 72-70	11462	(12)Whiting,Shinikki	(10)Torres,Levys
03/18/01	1:07 pm	at Iowa State	70-85 L	11756	(30)Traylor,April	(9)Vujas,Katelyn
					(15)Vujas,Katelyn	(12)Torres,Levys

ATTENDANCE SUMMARY

	GAMES	TOTALS	AVG/GAME
HOME	13	12,057	927
AWAY	15	41,392	2,759
NEUTRAL	3	26,057	8,686
TOTAL	31	79,506	2,565

team HIGHS & LOWS

FLORIDA STATE HIGHS

POINTS 89 vs Georgia Tech (2/5/01);
vs UNC-Asheville (11/19/00)
FIELD GOALS MADE 33 vs Georgia Tech (2/5/01)
FIELD GOAL ATTEMPTS 70 vs Duke (1/8/01)
FIELD GOAL PERCENTAGE544 (31-57) vs Coppin State
(12/28/00)
3 PT FIELD GOALS MADE 10 at Maryland (2/11/01)
3 PT FG ATTEMPTS 22 at Maryland (2/11/01)
3 PT FG PERCENTAGE 625 (5-8) vs NC State (12/30/00)
FREE THROWS MADE 30 vs Virginia (3/3/01)
FREE THROW ATTEMPTS 40 vs Virginia (3/3/01)
FREE THROW PERCENTAGE944 (17-18) vs Maryland
(1/10/01)
REBOUNDS 51 vs Coppin State (12/28/00)
ASSISTS 25 at Maryland (2/11/01)
STEALS 16 at Xavier (2/1/01)
BLOCKED SHOTS 8 vs Chicago State (11/25/00)
TURNOVERS 27 at Clemson (1/21/01)
FOULS 29 at Wake Forest (1/14/01)

OPPONENT HIGHS

POINTS 85 at Iowa State (3-18-01);
at NC State (1/29/01)
FIELD GOALS MADE 35 at NC State (1/29/01)
FIELD GOAL ATTEMPTS 77 at North Carolina (2/18/01)
FIELD GOAL PERCENTAGE603 (35-58) at NC State
(1/29/01)
3 PT FIELD GOALS MADE 12 at Iowa State (3/18/01)
3 PT FG ATTEMPTS 27 at Iowa State (3/18/01)
3 PT FG PERCENTAGE615 (8-13) at Wake Forest (1/14/01)
FREE THROWS MADE 26 at Xavier (2-01-01)
FREE THROW ATTEMPTS 43 at Wake Forest (1/14/01)
FREE THROW PERCENTAGE909 (10-11) vs Virginia
(1/24/01)
REBOUNDS 54 at Florida (11/21/00)
ASSISTS 26 at NC State (1/29/01)
STEALS 18 at Clemson (1/21/01)
BLOCKED SHOTS 7 at Duke (2/8/01); vs Duke (1/8/01)
TURNOVERS 26 vs Coppin State (12/28/00);
vs Chicago State (11/25/00)
FOULS 28 vs Virginia (3/3/01); vs NC State (12/30/00)

FLORIDA STATE LOWS

POINTS 49 vs Clemson (2/22/01)
FIELD GOALS MADE 16 vs Clemson (2/22/01)
FIELD GOAL ATTEMPTS 44 vs NC State (12/30/00)
FIELD GOAL PERCENTAGE314 (22-70) vs Duke (1/8/01)
3 PT FIELD GOALS MADE 1, four times
3 PT FG ATTEMPTS 3 at Fordham (12/19/00)
3 PT FG PERCENTAGE053 (1-19) vs Duke (01/08/01)
FREE THROWS MADE 5 vs Tulane (3/16/01)
FREE THROW ATTEMPTS 7 vs Tulane (3/16/01)
FREE THROW PERCENTAGE500 (6-12) at Florida
(11/21/00)
REBOUNDS 25 at NC State (1/29/01)
ASSISTS 8 vs North Carolina (1/18/01);
vs Clemson (2/22/01)
STEALS 2 at NC State (1/29/01)
BLOCKED SHOTS 0, five times
TURNOVERS 9 at Virginia (2/25/01)
FOULS 14 vs Virginia (1/24/01)

OPPONENT LOWS

POINTS 37 at Central Florida (11/28/00)
FIELD GOALS MADE 9 at Central Florida (11/28/00)
FIELD GOAL ATTEMPTS 35 vs Mercer (12/10/00)
FIELD GOAL PERCENTAGE200 (9-45) at Central Florida (11/
28/00)
3 PT FIELD GOALS MADE 0 vs Mercer (12/10/00)
3 PT FG ATTEMPTS 2 vs Mercer (12/10/00)
3 PT FG PERCENTAGE000 (0-2) vs Mercer (12/10/00)
FREE THROWS MADE 5 at St. Francis (NY) (12/17/00)
FREE THROW ATTEMPTS 10 vs Maryland (1/10/01)
FREE THROW PERCENTAGE417 (5-12) at St. Francis
(NY) (12/17/00)
REBOUNDS 20 vs Chicago State (11/25/00)
ASSISTS 4 vs Chicago State (11/25/00)
STEALS 1 at Virginia (2/25/01)
BLOCKED SHOTS 0, seven times
TURNOVERS 10 vs Duke (3/4/01)
FOULS 13 at Chattanooga (12/2/00); at Maryland (2/11/01)

game-by-game STATISTICS

Opponent	Date	Score	W/L	TOTAL		3-PTRS			-REBOUNDS-			PF	A	TO	Blk	Stl	Pts	Avg					
				FG	FGA	Pct	3FG	FGA	Pct	FTFTA	Pct								Off	Def	Tot	Avg	
UNC-ASHE	11-19-00	89-64	W	32	67	.478	1	6	.167	24	32	.750	14	24	38	38.0	24	23	12	2	13	89	89.0
at Florida	11-21-00	65-79	L	20	49	.408	5	17	.294	19	27	.704	7	25	32	32.0	25	11	25	2	5	64	64.0
CHICAGO ST	11-25-00	85-45	W	29	56	.518	6	20	.300	21	25	.840	15	32	47	39.7	19	12	26	8	14	85	79.7
VA TECH	11-26-00	77-57	W	27	52	.519	3	5	.600	20	31	.645	11	24	35	38.5	15	19	16	0	8	77	79.0
at Central Fl	11-28-00	68-37	W	27	64	.422	2	8	.250	12	15	.800	10	31	41	39.0	18	13	10	6	13	68	76.8
at Chatta	12-02-00	67-72	L	9	45	.200	3	11	.273	16	24	.667	11	29	40	34.2	17	5	23	3	2	37	56.4
MERCER	12-10-00	69-43	W	25	56	.446	5	19	.263	12	18	.667	14	23	37	38.7	20	13	20	0	9	67	75.2
at St. Francis (NY)	12-17-00	73-65	W	22	54	.407	5	19	.263	23	28	.821	14	18	32	33.8	13	15	16	2	5	72	59.0
at Fordham	12-19-00	73-52	W	26	57	.456	3	15	.200	14	19	.737	11	22	33	37.9	24	12	13	3	13	69	74.3
COPPIN ST	12-28-00	86-49	W	12	35	.343	0	2	.000	19	33	.576	7	22	29	33.1	19	5	23	1	7	43	56.7
NC STATE	12-30-00	74-70	W	30	67	.448	2	9	.222	11	16	.688	18	28	46	38.9	16	17	18	3	9	73	74.1
at GA TECH	1/5/00	66-65	W	28	61	.459	4	14	.286	5	12	.417	10	21	31	32.9	15	18	18	0	8	65	57.8
DUKE	1-08-01	60-73	L	26	50	.520	1	3	.333	20	28	.714	11	32	43	39.3	19	16	25	3	7	73	74.0
MARYLAND	1-10-01	69-38	W	16	54	.296	3	16	.188	17	26	.654	8	18	26	32.1	22	9	19	3	12	52	57.1
at Wake	1-14-01	69-79	L	31	57	.544	2	7	.286	22	33	.667	19	32	51	40.5	20	15	24	2	8	86	75.2
N CAROLINA	1-18-01	62-75	L	17	59	.288	1	5	.200	14	23	.609	18	19	37	32.6	21	6	26	0	9	49	56.3
at Clemson	1-21-01	66-79	L	22	44	.500	5	8	.625	25	34	.735	12	28	40	40.5	18	11	26	4	8	74	75.1
VIRGINIA	1-24-01	60-58	W	29	69	.420	2	9	.222	10	17	.588	17	19	36	32.9	28	12	17	3	17	70	57.5
at NC State	1-29-01	66-85	L	25	58	.431	1	9	.111	15	21	.714	15	29	44	40.8	15	11	16	4	6	66	74.3
at Xavier	2-01-01	72-75	L	27	73	.370	3	10	.300	8	11	.727	17	21	38	33.3	21	15	12	3	6	65	58.2
GIA TECH	2-5-01	89-69	W	22	70	.314	1	19	.053	15	23	.652	20	19	39	40.6	16	11	15	4	11	60	73.2
at Maryland	2-11-01	77-65	W	28	57	.491	5	14	.357	12	19	.632	12	32	44	34.2	21	11	21	7	10	73	59.3
WAKE	2-15-01	73-61	W	24	52	.462	4	11	.364	17	18	.944	11	27	38	40.4	15	17	21	5	8	69	72.9
at N Carolina	2-18-01	80-78	Wot	15	61	.246	2	11	.182	6	10	.600	18	18	36	34.3	18	10	24	2	12	38	57.8
CLEMSON	2-22-01	49-63	L	22	63	.349	3	18	.167	22	33	.667	21	20	41	40.5	29	13	20	2	7	69	72.7
at Virginia	2-25-01	65-77	L	23	51	.451	8	13	.615	25	43	.581	14	27	41	34.7	25	19	20	2	8	79	59.2
vs Virginia	3-03-01	83-77	W	31	72	.431	4	13	.308	13	18	.722	13	30	43	35.3	19	23	18	0	18	79	61.3
vs Duke	3-04-01	56-72	L	21	62	.339	2	14	.143	16	22	.727	17	28	45	40.5	14	13	20	5	7	60	71.0
at Iowa State	3-18-01	70-85	L	23	62	.371	2	8	.250	10	11	.909	12	26	38	35.4	19	11	18	5	9	58	61.1
Florida State		2201		25	61	.410	4	18	.222	12	17	.706	9	16	25	39.7	21	14	11	1	2	66	70.7
Opponents		2046		35	58	.603	2	5	.400	13	23	.565	12	30	42	35.8	18	26	14	0	6	85	62.4
at Virginia	2-25-01	65-77	L	30	69	.435	4	15	.267	8	15	.533	21	17	38	39.6	22	16	20	0	16	72	70.8
vs Tulane	3-16-01	72-70	W	24	47	.511	1	12	.083	26	31	.839	10	21	31	35.5	17	20	22	0	11	75	63.0
at Florida State	3-18-01	70-85	L	26	59	.441	3	12	.250	14	21	.667	17	22	39	39.6	18	16	14	2	10	89	71.7
at Florida State	3-18-01	70-85	L	24	56	.429	7	13	.538	16	27	.593	15	28	43	39.7	19	15	24	2	10	71	71.6
at Florida State	3-18-01	70-85	L	26	59	.441	2	8	.250	15	24	.625	11	21	32	35.4	23	13	20	4	8	69	63.3
at Florida State	3-18-01	70-85	L	24	56	.429	7	13	.538	16	27	.593	15	28	43	39.7	19	15	24	2	10	71	71.6
at Florida State	3-18-01	70-85	L	26	59	.441	2	8	.250	15	24	.625	11	21	32	35.4	23	13	20	4	8	69	63.3
at Florida State	3-18-01	70-85	L	24	56	.429	7	13	.538	16	27	.593	15	28	43	39.7	19	15	24	2	10	71	71.6
at Florida State	3-18-01	70-85	L	26	59	.441	2	8	.250	15	24	.625	11	21	32	35.4	23	13	20	4	8	69	63.3
at Florida State	3-18-01	70-85	L	24	56	.429	7	13	.538	16	27	.593	15	28	43	39.7	19	15	24	2	10	71	71.6
at Florida State	3-18-01	70-85	L	26	59	.441	2	8	.250	15	24	.625	11	21	32	35.4	23	13	20	4	8	69	63.3
at Florida State	3-18-01	70-85	L	24	56	.429	7	13	.538	16	27	.593	15	28	43	39.7	19	15	24	2	10	71	71.6
at Florida State	3-18-01	70-85	L	26	59	.441	2	8	.250	15	24	.625	11	21	32	35.4	23	13	20	4	8	69	63.3
at Florida State	3-18-01	70-85	L	24	56	.429	7	13	.538	16	27	.593	15	28	43	39.7	19	15	24	2	10	71	71.6
at Florida State	3-18-01	70-85	L	26	59	.441	2	8	.250	15	24	.625	11	21	32	35.4	23	13	20	4	8	69	63.3
at Florida State	3-18-01	70-85	L	24	56	.429	7	13	.538	16	27	.593	15	28	43	39.7	19	15	24	2	10	71	71.6
at Florida State	3-18-01	70-85	L	26	59	.441	2	8	.250	15	24	.625	11	21	32	35.4	23	13	20	4	8	69	63.3
at Florida State	3-18-01	70-85	L	24	56	.429	7	13	.538	16	27	.593	15	28	43	39.7	19	15	24	2	10	71	71.6
at Florida State	3-18-01	70-85	L	26	59	.441	2	8	.250	15	24	.625	11	21	32	35.4	23	13	20	4	8	69	63.3
at Florida State	3-18-01	70-85	L	24	56	.429	7	13	.538	16	27	.593	15	28	43	39.7	19	15	24	2	10	71	71.6
at Florida State	3-18-01	70-85	L	26	59	.441	2	8	.250	15	24	.625	11	21	32	35.4	23	13	20	4	8	69	63.3
at Florida State	3-18-01	70-85	L	24	56	.429	7	13	.538	16	27	.593	15	28	43	39.7	19	15	24	2	10	71	71.6
at Florida State	3-18-01	70-85	L	26	59	.441	2	8	.250	15	24	.625	11	21	32	35.4	23	13	20	4	8	69	63.3
at Florida State	3-18-01	70-85	L	24	56	.429	7	13	.538	16	27	.593	15	28	43	39.7	19	15	24	2	10	71	71.6
at Florida State	3-18-01	70-85	L	26	59	.441	2	8	.250	15	24	.625	11	21	32	35.4	23	13	20	4	8	69	63.3
at Florida State	3-18-01	70-85	L	24	56	.429	7	13	.538	16	27	.593	15	28	43	39.7	19	15	24	2	10	71	71.6
at Florida State	3-18-01	70-85	L																				

acc final STANDINGS

CLEMSON - NCAA Tournament Second Round
DUKE - ACC Champion & NCAA Tournament Regional Semifinalist
FLORIDA STATE - NCAA Tournament Second Round • GEORGIA TECH - Women's NIT First Round
MARYLAND - NCAA Tournament First Round • NC STATE - NCAA Tournament Semifinalist
VIRGINIA - NCAA Tournament First Round

TEAM	Conference				Overall			
	W-L	PCT	PF	PA	W-L	PCT	PF	PA
Duke	13-3	.812	74.6	64.8	30-3	.909	75.4	60.4
Clemson	10-6	.625	71.4	66.8	21-10	.677	70.6	64.4
NC State	9-7	.562	68.2	62.2	22-10	.688	65.9	57.6
Florida State	9-7	.562	68.5	69.0	19-12	.613	71.0	66.0
Maryland	8-8	.500	62.2	67.1	17-12	.586	65.8	63.9
Virginia	8-8	.500	70.2	69.3	18-14	.562	72.1	67.5
North Carolina	7-9	.438	76.5	74.5	15-14	.517	76.5	71.8
Georgia Tech	5-11	.312	68.4	73.2	14-15	.483	73.0	71.7
Wake Forest	3-13	.188	59.2	72.4	11-17	.393	63.5	69.8

ACC TOURNAMENT

March 2-5, Greensboro Coliseum, Greensboro, NC
Game 1: #7 North Carolina 79, #8 Georgia Tech 64
Game 2: #1 Duke 75, #9 Wake Forest 68 (OT)
Game 3: #4 Florida State 83, #5 Virginia 77
Game 4: #2 Clemson 75, #7 North Carolina 57
Game 5: #3 NC State 74, #6 Maryland 61
Game 6: #1 Duke 72, #4 Florida State 56
Game 7: #3 NC State 65, #2 Clemson 52
Game 8: Championship - #1 Duke 57, #3 NC State 45

NWIT

First Round, March 16
 Mississippi State 77, Georgia Tech 73

NCAA TOURNAMENT

First Round, March 16
 Clemson 51, UT-Chattanooga 49 - Cincinnati, OH
 NC State 76, Delaware 57 - Raleigh, NC
Florida State 72, Tulane 70 - Ames, Iowa

First Round, March 17
 Duke 91, Wisconsin-Milwaukee 63 - Durham, NC
 Michigan 81, Virginia 71 (OT) - South Bend, IN
 Colorado State 83, Maryland 69 - Storrs, CT

Second Round, March 18
 NC State 68, Villanova 64 - Raleigh, NC
Iowa State 85, Florida State 70 - Ames, Iowa
 Xavier 77, Clemson 62 - Cincinnati, OH

Second Round, March 19
 Duke 75, Arkansas 54 - Durham, NC

Regional Semifinals, March 24
 Connecticut 72, NC State 58 - Pittsburgh, PA
 SW Missouri State 81, Duke 71 - Spokane, WA

ACC ALL-TOURNAMENT TEAM

First Team - LaQuanda Barksdale, UNC; Alana Beard, DU; Carisse Moody, NCS; Rochelle Parent, DU; Georgia Schweitzer (MVP), DU.
Second Team - Olivia Dardy, WF; Chrissy Floyd, CU; Ivy Gardner,

NCS; Michele Matyasovsky, DU; Deedee Warley, MD; **Brooke Wyckoff, FSU.**

ACC ALL-ATLANTIC COAST CONFERENCE

First Team - LaQuanda Barksdale, UNC; Schuye LaRue, UVA; Georgia Schweitzer, DU; **Brooke Wyckoff, FSU**; Alana Beard, DU. *Second Team* - Chrissy Floyd, CU; Tynesha Lewis, NCS; Erin Batth, CU; Carisse Moody, NCS; Coretta Brown, UNC. *Third Team* - **April Traylor, FSU**; Sheana Mosch, DU; Niesha Butler, GT; **Levys Torres, FSU**; Deedee Warley, MD

ACC ALL-FRESHMAN TEAM

Alana Beard, DU; Iciss Tillis, DU; Candace Sutton, UNC; Eafton Hill, WF; Kiki Wimbush, MD

ACC ALL-DEFENSIVE TEAM

Erin Batth, Clemson; Peppi Browne, Duke; Rochelle Parent, Duke; Renee Robinson, UVA; **Brooke Wyckoff, FSU.**

ACC COACH OF THE YEAR

Sue Semrau, Florida State

ACC PLAYER OF THE YEAR

Georgia Schweitzer, Duke

ACC ROOKIE OF THE YEAR

Alana Beard, Duke

ACC PLAYERS OF THE WEEK

N20-Telisha Quarles, UVA; N27-Schuye LaRue, UVA; D4-Svetlana Volnaya, UVA; D11-Erin Batth, CU; D18-LaQuanda Barksdale, UNC; **J2-Levys Torres, FSU**; J9-Niesha Butler, GT; J15-Alana Beard, DU; J22-Chrissy Floyd, CU; J29-Sheana Mosch, DU; F5-Tynesha Lewis, NCS; **F12-Brooke Wyckoff, FSU**; F19-Tynesha Lewis, NCS; F26-Marche Strickland, MD; M5-Georgia Schweitzer, DU.

ACC ROOKIE OF THE WEEK

N20-Alana Beard, DU; N27-Alana Beard, DU; D4-Eafton Hill, WF; D11-Alana Beard, DU; D18-Rometra Craig, DU; J2-Alana Beard, DU; J9-Iciss Tillis, DU; J15-Alana Beard, DU; J22-Kiki Wimbush, MD; J29-Iciss Tillis, DU; F5-Candace Sutton, UNC; F12-Alana Beard, DU; F19-Adeola Olanrewaju, NCS; F26-Alana Beard, DU.

2000-2001

ACC STATISTICS

TEAM STATISTICS

SCORING OFFENSE

#	TEAM	G	W-L	PTS	AVG/G
1.	North Carolina	29	15-14	2218	76.5
2.	Duke	33	30-3	2487	75.4
3.	Georgia Tech	29	14-15	2116	73.0
4.	Virginia	32	18-14	2307	72.1
5.	FLORIDA STATE	31	19-12	2201	71.0
6.	Clemson	31	21-10	2189	70.6
7.	NC State	32	22-10	2109	65.9
8.	Maryland	29	17-12	1909	65.8
9.	Wake Forest	28	11-17	1777	63.5

SCORING DEFENSE

#	TEAM	G	PTS	AVG/G
1.	NC State	32	1842	57.6
2.	Duke	33	1994	60.4
3.	Maryland	29	1854	63.9
4.	Clemson	31	1995	64.4
5.	FLORIDA STATE	31	2046	66.0
6.	Virginia	32	2160	67.5
7.	Wake Forest	28	1955	69.8
8.	Georgia Tech	29	2079	71.7
9.	North Carolina	29	2081	71.8

SCORING MARGIN

#	TEAM	G	OFF	DEF	MAR
1.	Duke	33	75.4	60.4	+14.9
2.	NC State	32	65.9	57.6	+8.3
3.	Clemson	31	70.6	64.4	+6.3
4.	FLORIDA STATE	31	71.0	66.0	+5.0
5.	North Carolina	29	76.5	71.8	+4.7
6.	Virginia	32	72.1	67.5	+4.6
7.	Maryland	29	65.8	63.9	+1.9
8.	Georgia Tech	29	73.0	71.7	+1.3
9.	Wake Forest	28	63.5	69.8	-6.4

FIELD GOAL PERCENTAGES

#	TEAM	G	FG	FGA	PCT
1.	Duke	33	933	2030	.460
2.	Maryland	29	715	1642	.435
3.	Virginia	32	865	1990	.435
4.	FLORIDA STATE	31	790	1823	.433
5.	NC State	32	772	1814	.426
6.	Georgia Tech	29	793	1867	.425
7.	Clemson	31	782	1871	.418
8.	North Carolina	29	821	1972	.416
9.	Wake Forest	28	672	1691	.397

3-POINT FIELD GOAL PERCENTAGES

#	TEAM	G	FG	FGA	PCT
1.	Virginia	32	189	516	.366
2.	Duke	33	163	469	.348
3.	Clemson	31	144	417	.345
4.	North Carolina	29	169	490	.345
5.	Maryland	29	90	263	.342
6.	Georgia Tech	29	64	217	.295
7.	FLORIDA STATE	31	123	422	.291
8.	NC State	32	85	315	.270
9.	Wake Forest	28	98	366	.268

FREE THROW PERCENTAGES

#	TEAM	G	FTM	FTA	PCT
1.	Clemson	31	481	676	.712
2.	NC State	32	480	675	.711
3.	FLORIDA STATE	31	498	711	.700

4.	Duke	33	458	657	.697
5.	Georgia Tech	29	466	679	.686
6.	Maryland	29	389	583	.667
7.	North Carolina	29	407	631	.645
8.	Wake Forest	28	335	520	.644
9.	Virginia	32	390	631	.618

3-POINT FIELD GOALS MADE

#	TEAM	G	3FG	AVG/G
1.	Virginia	32	189	5.91
2.	North Carolina	29	169	5.83
3.	Duke	33	163	4.94
4.	Clemson	31	144	4.65
5.	FLORIDA STATE	31	123	3.97
6.	Wake Forest	28	98	3.50
7.	Maryland	29	90	3.10
8.	NC State	32	85	2.66
9.	Georgia Tech	29	64	2.21

REBOUNDING MARGIN

#	TEAM	G	TEAM	AVG	OPP	AVG	MAR
1.	Georgia Tech	29	1193	41.1	1055	36.4	+4.8
2.	NC State	32	1234	38.6	1096	34.2	+4.3
3.	Duke	33	1311	39.7	1188	36.0	+3.7
4.	FLORIDA STATE	31	1205	38.9	1129	36.4	+2.5
5.	North Carolina	29	1270	43.8	1205	41.6	+2.2
6.	Maryland	29	1074	37.0	1050	36.2	+0.8
7.	Virginia	32	1255	39.2	1237	38.7	+0.6
8.	Clemson	31	1142	36.8	1196	38.6	-1.7
9.	Wake Forest	28	1085	38.8	1134	40.5	-1.8

BLOCKED SHOTS

#	TEAM	G	BLOCKS	AVG/G
1.	Duke	33	169	5.12
2.	Virginia	32	126	3.94
3.	Wake Forest	28	104	3.71
4.	North Carolina	29	98	3.38
5.	Maryland	29	82	2.83
6.	Georgia Tech	29	77	2.66
7.	FLORIDA STATE	31	82	2.65
8.	NC State	32	82	2.56
9.	Clemson	31	62	2.00

ASSISTS

#	TEAM	G	ASSISTS	AVG/G
1.	Duke	33	569	17.24
2.	North Carolina	29	484	16.69
3.	Maryland	29	452	15.59
4.	Clemson	31	466	15.03
5.	Virginia	32	462	14.44
6.	Wake Forest	28	404	14.43
7.	FLORIDA STATE	31	445	14.35
8.	Georgia Tech	29	402	13.86
9.	NC State	32	424	13.25

STEALS

#	TEAM	G	STEALS	AVG/G
1.	Duke	33	401	12.15
2.	Maryland	29	291	10.03
3.	Clemson	31	309	9.97
4.	Georgia Tech	29	271	9.34
5.	FLORIDA STATE	31	273	8.81
6.	Wake Forest	28	243	8.68
7.	NC State	32	275	8.59
8.	Virginia	32	259	8.09
9.	North Carolina	29	232	8.00

ACC Individual Statistics

SCORING

#	PLAYER-TEAM	CL	G	FG	3FG	FT	PTS	AVG/G
1.	LaQuanda Barksdale-NC	SR	29	217	33	85	552	19.0
2.	Schuye LaRue-VA	SO	32	242	13	83	580	18.1
3.	Chrissy Floyd-CU	SO	31	200	42	81	523	16.9
4.	Alana Beard-DU	FR	29	184	9	105	482	16.6
5.	Coretta Brown-NC	SO	29	156	51	99	462	15.9
6.	Niesha Butler-GT	SO	28	160	27	91	438	15.6
7.	April Traylor-FS	JR	31	161	39	106	467	15.1
8.	Carisse Moody-ST	SO	32	182	0	108	472	14.8
9.	Brooke Wyckoff-FS	SR	31	161	33	98	453	14.6
10.	Georgia Schweitzer-DU	SR	33	172	64	62	470	14.2
21.	Katelyn Vujas-FS	SO	31	147	0	46	340	11.0
24.	Levys Torres-FS	SR	31	120	0	96	336	10.8

REBOUNDING

#	PLAYER-TEAM	CL	G	OFF	DEF	TOT	AVG/G
1.	Schuye LaRue-VA	SO	32	108	271	379	11.8
2.	LaQuanda Barksdale-NC	SR	29	79	255	334	11.5
3.	Levys Torres-FS	SR	31	121	189	310	10.0
4.	Erin Batth-CU	SR	30	102	158	260	8.7
5.	Jaime Kruppa-GT	SR	28	66	142	208	7.4
6.	Carisse Moody-ST	SO	32	75	153	228	7.1
7.	Milli Martinez-GT	JR	29	101	101	202	7.0
8.	Sonja Mallory-GT	SO	26	70	102	172	6.6
9.	Brooke Wyckoff-FS	SR	31	52	152	204	6.6
10.	Deedee Warley-MD	JR	28	61	119	180	6.4
13.	Katelyn Vujas-FS	SO	31	54	133	187	6.0

FIELD GOAL PERCENTAGE

(Min. 5.0 made per game)

#	PLAYER-TEAM	CL	G	FG	FGA	PCT
1.	Carisse Moody-ST	SO	32	182	350	.520
2.	Alana Beard-DU	FR	29	184	364	.505
3.	Georgia Schweitzer-DU	SR	33	172	354	.486
4.	Deedee Warley-MD	JR	28	140	291	.481
5.	Schuye LaRue-VA	SO	32	242	508	.476
6.	LaQuanda Barksdale-NC	SR	29	217	483	.449
7.	Chrissy Floyd-CU	SO	31	200	446	.448
8.	Brooke Wyckoff-FS	SR	31	161	362	.445
9.	Juana Brown-NC	SR	27	141	343	.411
10.	Milli Martinez-GT	JR	29	147	358	.411
11.	April Traylor-FS	JR	31	161	396	.407

ASSISTS

#	PLAYER-TEAM	CL	G	ASSISTS	AVG/G
1.	Coretta Brown-NC	SO	29	193	6.66
2.	Kiki Wimbush-MD	FR	29	129	4.45
3.	Georgia Schweitzer-DU	SR	33	135	4.09
4.	Alana Beard-DU	FR	29	113	3.90
5.	April Traylor-FS	JR	31	117	3.77

FREE THROW PERCENTAGE

(Min. 2.5 made per game)

#	PLAYER-TEAM	CL	G	FTM	FTA	PCT
1.	Chrissy Floyd-CU	SO	31	81	99	.818
2.	Olivia Dardy-WF	SR	28	71	88	.807
3.	Sheana Mosch-DU	SO	33	98	124	.790
4.	Brooke Wyckoff-FS	SR	31	98	125	.784
5.	Alana Beard-DU	FR	29	105	134	.784
15.	April Traylor-FS	JR	31	106	151	.702

STEALS

#	PLAYER-TEAM	CL	G	STEALS	AVG/G
1.	Alana Beard-DU	FR	29	105	3.62
2.	Schuye LaRue-VA	SO	32	78	2.44

3.	April Traylor-FS	JR	31	75	2.42
4.	Renneika Razor-MD	SO	29	67	2.31
5.	Milli Martinez-GT	JR	29	60	2.07
10.	Lakesha Springle-FS	JR	31	55	1.77

BLOCKED SHOTS

#	PLAYER-TEAM	CL	G	BLOCKS	AVG/G
1.	Sonja Mallory-GT	SO	26	41	1.58
2.	Candace Sutton-NC	FR	28	40	1.43
3.	Schuye LaRue-VA	SO	32	40	1.25
	Eafton Hill-WF	FR	28	35	1.25
5.	Iceiss Tillis-DU	FR	33	39	1.18
7.	Brooke Wyckoff-FS	SR	31	31	1.00
14.	Levys Torres-FS	SR	31	21	0.68

3-POINT FIELD GOALS MADE

#	PLAYER-TEAM	CL	G	3FG	AVG/G
1.	Telisha Quarles-VA	JR	32	63	1.97
2.	Georgia Schweitzer-DU	SR	33	64	1.94
3.	Juana Brown-NC	SR	27	49	1.81
4.	Coretta Brown-NC	SO	29	51	1.76
5.	Marche Stickland-MD	JR	29	47	1.62
8.	April Traylor-FS	JR	31	39	1.26
13.	Brooke Wyckoff-FS	SR	31	33	1.06

OFFENSIVE REBOUNDS


#	PLAYER-TEAM	CL	G	NO	AVG/G
1.	Levys Torres-FS	SR	31	121	3.90
2.	Milli Martinez-GT	JR	29	101	3.48
3.	Erin Batth-CU	SR	30	102	3.40
4.	Schuye LaRue-VA	SO	32	108	3.38
5.	LaQuanda Barksdale-NC	SR	29	79	2.72

DEFENSIVE REBOUNDS

#	PLAYER-TEAM	CL	G	NO	AVG/G
1.	LaQuanda Barksdale-NC	SR	29	255	8.79
2.	Schuye LaRue-VA	SO	32	271	8.47
3.	Levys Torres-FS	SR	31	189	6.10
4.	Erin Batth-CU	SR	30	158	5.27
5.	Jaime Kruppa-GT	SR	28	142	5.07
6.	Brooke Wyckoff-FS	SR	31	152	4.90
8.	Katelyn Vujas-FS	SO	31	133	4.29



SEMINOLE RECORD BOOK



- Individual Records
- Team Records
- Season Records
- Career Leaders
- Year-By-Year Leaders
- All-Time Letterwinners
- All-Time Jersey Numbers
- Sue Galkantas Retired #43
- Postseason Play
- Honors & Awards
- Seminoles In The WNBA
- Series Records
- Coaches Year-By-Year
- Year-By-Year Results

individual & team RECORDS


Individual Records

POINTS

GAME — 38, L. Coleman vs. UNC (12/5/98); T. Paschal vs. UNC (1/10/93)

SEASON — 710, S. Galkantas (1981-82)

CAREER — 2323, S. Galkantas (1980-84)



Cherry Rivers averaged a record 14 rebounds per game in 1977-78.

FIELD GOALS MADE

GAME — 17, L. Lasseter vs. S.W. Louisiana (12/16/79)

SEASON — 282, S. Galkantas (1981-82)

CAREER — 919, S. Galkantas (1980-84)

FIELD GOAL PERCENTAGE

SEASON — .656, C. Dishman (1990-91)

CAREER — .605, C. Dishman (1989-92)

SCORING AVERAGE

SEASON — 21.6, S. Galkantas (1981-82)

CAREER — 19.4, S. Galkantas (1980-84)

FIELD GOALS ATTEMPTED

GAME — 34, B. Burnett vs. Georgia Southern (12/16/87)

SEASON — 536, S. Galkantas (1981-82)

CAREER — 1753, S. Galkantas (1980-84)

3 POINT FIELD GOALS

GAME — 7, C. Derlak vs. UT Chattanooga (11/26/93)

SEASON — 51, W. Hampton (51-163) (1996-97)

CAREER — 134, W. Hampton (1994-98)

3 POINT FIELD GOAL PERCENTAGE

SEASON — .475, R. Storey (47-99) (1988-89)

CAREER — .342, C. Derlak (1990-94)

FREE THROWS MADE

GAME — 14, T. Paschal vs. UNC (1/10/93) & Florida (12/15/91);

W. Burns vs. Memphis State (1/19/91); S. Galkantas vs. Tulane (2/5/83) & Memphis State (2/14/83)

SEASON — 282, S. Galkantas (1981-82)

CAREER — 485, S. Galkantas (1980-84)

FREE THROW ATTEMPTS

GAME — 22, A. Traylor vs. Florida (2/11/99)

SEASON — 244, C. Williams (1995-96)

CAREER — 651, S. Galkantas (1980-84)

FREE THROW PERCENTAGE

SEASON — .857, W. Burns (1989-90)

CAREER — .788, L. Foglio (1981-83)

REBOUNDS

GAME — 24, L. Torres vs. Coppin State (12/28/00)

SEASON — 336, C. Rivers (1977-78)

CAREER — 1029, C. Rivers (1976-80)

REBOUND AVERAGE

SEASON — 14, C. Rivers (1977-78)

CAREER — 10.8, B. Cliette (1982-87)

ASSISTS

GAME — 14, S. Silsby vs. Flagler (2/6/76)
 SEASON — 184, S. Silsby (1977-78)
 CAREER — 388, J. Robinson (1995-99)

STEALS

GAME — 10, W. Burns vs. Alabama (1/24/89)
 SEASON — 96, T. Paschal (1992-93)
 CAREER — 388, J. Robinson (1996-99)

BLOCKS

GAME — 8, B. Wyckoff vs. SW Missouri State (12/21/97)
 SEASON — 80, B. Wyckoff (1997-98)
 CAREER — 209, B. Wyckoff (1997-01)

Team Records

POINTS

MOST GAME — 114 vs. Stetson (2/6/91)
 MOST SEASON — 2,883 (1981-82)
 LEAST GAME — 26 vs. Clemson (2/7/94)
 LEAST SEASON — 488 (1973-74)

FIELD GOALS MADE

MOST GAME — 49 vs. Stetson (2/6/91)
 MOST SEASON — 1,171 (1981-82)
 LEAST GAME — 8 vs. Clemson (2/7/94)
 LEAST SEASON — 538 (1993-94)

FIELD GOAL ATTEMPTS

MOST GAME — 97 vs. Florida (12/4/78)
 MOST SEASON — 2,384 (1979-80)
 LEAST GAME — 35 vs. Clemson (2/7/94)
 LEAST SEASON — 1,051 (1973-74)

FIELD GOAL PERCENTAGE

HIGH GAME — .731 vs. Denver (12/15/80)
 HIGH SEASON — .520 (1990-91)
 LOW GAME — .214 vs. Alabama (12/31/93)
 LOW SEASON — .340 (1973-74)

3 POINT FIELD GOALS MADE

MOST GAME — 11 vs. UT-Chattanooga (11/26/93)
 MOST SEASON — 123 (2000-01)
 LEAST GAME — 0 Several Times
 LEAST SEASON — 32 (1991-92)

3 POINT FIELD GOAL ATTEMPTS

MOST GAME — 31 vs. Auburn (1/17/91)
 MOST SEASON — 422 (2000-01)
 LEAST GAME — 0 vs. Lamarr (11/29/91)
 LEAST SEASON — 120 (1991-92)

3 POINT FIELD GOAL PERCENTAGE

HIGH SEASON — .434 (1988-89)
 LOW SEASON — .244 (1998-99)

FREE THROWS MADE

MOST GAME — 36 vs. Fordham (12/31/84)
 MOST SEASON — 573 (1990-91)
 LEAST GAME — 1 vs. Georgia S. Western (1986) and Duke (1995-96)
 LEAST SEASON — 245 (1996-97)

FREE THROW ATTEMPTS

MOST GAME — 51 vs. Georgia Tech (1/31/96) (3OT)
 MOST SEASON — 826 (1990-91)
 LEAST GAME — 3 vs. S. Carolina (1982); vs. Florida (11/23/96)
 LEAST SEASON — 419 (1996-97)

FREE THROW PERCENTAGE

HIGH GAME — .952 (20-21) vs. N. Carolina (1/4/95)

HIGH SEASON — .701 (1991-92)
 LOW GAME — .167 vs. Duke (1/3/97)
 LOW SEASON — .510 (1973-74)

REBOUNDS

HIGH GAME — 71 vs. Stetson (11/29/87)
 HIGH SEASON — 1,545 (1981-82)
 LOW GAME — 13 vs. Maryland (1994)
 LOW SEASON — 774 (1993-94)

REBOUND AVERAGE

HIGH SEASON — 45.5 (1986-87)
 LOW SEASON — 28.7 (1993-94)

ASSISTS

HIGH GAME — 29 vs. FAMU (1/20/82) & (1/21/91)
 HIGH SEASON — 601 (1981-82)
 LOW GAME — 2 vs. Tulane (1984-85), Texas Tech (1994-95)
 LOW SEASON — 169 (1973-74)

STEALS

HIGH GAME — 29 vs. S. Alabama (1989-90)
 HIGH SEASON — 406 (1981-82)
 LOW GAME — 1 vs. Georgia Tech (1995-96)
 LOW SEASON — 224 (1993-94)



Latavia Coleman scored 38 points against North Carolina in the 1998 season.

Season Records

POINTS

1. Sue Galkantas, 1981-82	710 pts in 29 games
2. Sue Galkantas, 1980-81	627 pts in 34 games
3. Wanda Burns, 1990-91	572 pts in 31 games
4. Bev Burnette, 1987-88	533 pts in 25 games
5. Tia Paschal, 1992-93	524 pts in 27 games
6. Wanda Burns, 1989-90	515 pts in 29 games
7. Cherry Rivers, 1979-80	514 pts in 31 games
8. Chantelle Dishman, 1990-91	503 pts in 31 games
9. Sue Galkantas, 1983-84	495 pts in 28 games
10. Sue Galkantas, 1982-83	491 pts in 29 games

SCORING AVERAGE

1. Sue Galkantas, 1981-82	21.6 (627 pts in 29 games)
2. Bev Burnett, 1987-88	21.3 (533 pts in 25 games)
3. Sue Galkantas, 1980-81	20.9 (710 pts in 34 games)
4. Tia Paschal, 1992-93	19.4 (524 pts in 27 games)
5. Wanda Burns, 1990-91	18.5 (572 pts in 31 games)
6. Laine Lasseter, 1978-79	18.4 (415 pts in 22 games)
7. Wanda Burns, 1989-90	17.8 (515 pts in 29 games)
Cherry Rivers, 1978-79	17.8 (464 pts in 26 games)
Jackie Arnold, 1977-78	17.8 (410 pts in 23 games)
10. Latavia Coleman, 1997-98	17.7 (443 pts in 25 games)
Sue Galkantas, 1983-84	17.7 (495 pts in 31 games)

STEALS

1. Tia Paschal, 1992-93	96 in 27 games
2. Brenda Cliette, 1986-87	94 in 24 games
3. Wanda Burns, 1989-90	77 in 30 games
Brenda Cliette, 1982-83	77 in 29 games



Wendy Hampton made a record 51 three-point field goals in the 1996-97 season.

5. April Traylor, 2000-01	75 in 31 games
Tia Paschal, 1990-91	75 in 32 games
7. Angela Sutton, 1999-00	68 in 29 games
Glenda Stokes, 1991-92	68 in 37 games
9. April Traylor, 1999-00	67 in 29 games
10. Chris Davis, 1990-91	66 in 32 games

REBOUNDS

1. Cherry Rivers, 1976-77	336 in 24 games
2. Levys Torres, 2000-01	310 in 31 games
3. Brenda Cliette, 1986-87	302 in 24 games
4. Sue Galkantas, 1981-82	296 in 34 games
5. Glenda Stokes, 1979-80	294 in 35 games
6. Glenda Stokes, 1981-82	276 in 37 games
7. Sue Galkantas, 1980-81	270 in 29 games
8. Lorraine Rimson, 1983-84	269 in 31 games
Brenda Cliette, 1982-83	269 in 29 games
10. LeeVayn Oliver, 1981-82	260 in 35 games

REBOUND AVERAGE

1. Cherry Rivers, 1976-77	14.0 (336 in 24 games)
2. Brenda Cliette, 1986-87	12.6 (302 in 24 games)
3. Cherry Rivers, 1977-78	10.3 (226 in 22 games)
4. Levys Torres, 2000-01	10.0 (310 in 31 games)
Laine Lasseter, 1978-79	10.0 (222 in 22 games)
6. Brenda Cliette, 1982-83	9.3 (269 in 29 games)
Sue Galkantas, 1980-81	9.3 (270 in 29 games)
8. Chantelle Dishman, 1991-92	8.8 (246 in 28 games)
9. Lorraine Rimson, 1983-84	8.7 (269 in 31 games)
Sue Galkantas, 1981-82	8.7 (296 in 34 games)

ASSISTS

1. Shirley Silsby, 1976-77	184 in 23 games
2. Sheri Kaminski, 1983-84	155 in 31 games
3. April Traylor, 1999-00	145 in 26 games
4. Wanda Burns, 1990-91	136 in 31 games
5. Lynn Marnie, 1981-82	135 in 36 games
6. Allison Peercy, 1992-93	129 in 26 games
7. Rose Harper, 1979-80	125 in 35 games
Sunnie O'Neil, 1979-80	125 in 35 games
9. Allison Peercy, 1994-95	123 in 30 games
10. Robin Corn, 1989-90	119 in 30 games

BLOCKS

1. Brooke Wyckoff, 1997-98	80
2. Brooke Wyckoff, 1998-99	64
3. Laine Lasseter, 1980-81	48
4. Brooke Wyckoff, 1999-00	34
Mary Buchanon, 1986-87	34
6. Sarah Hall, 1985-86	32
Brenda Cliette, 1982-83	32
8. Sarah Hall, 1984-85	30
9. Brooke Wyckoff, 2000-01	31
10. Chantelle Dishman, 1990-91	27
Chris Davis, 1989-90	27

FIELD GOAL ATTEMPTS

1. Sue Galkantas, 1981-82	536
2. Sue Galkantas, 1980-81	520
3. Tia Paschal, 1992-93	418
4. Wanda Burns, 1989-90	404
5. April Traylor, 2000-01	396
Wanda Burns, 1990-91	396
7. Christy Derlak, 1993-94	388
8. Lorraine Rimson, 1983-84	376
9. Sue Galkantas, 1983-84	374
10. Chris Davis, 1989-90	372

FIELD GOALS

1. Sue Galkantas, 1981-82	282
2. Sue Galkantas, 1980-81	261
3. Tia Paschal, 1992-93	219
4. Sue Galkantas, 1983-84	192
5. Lisa Foglio, 1981-82	190
6. Chantelle Dishman, 1991-92	187
7. Wanda Burns, 1991-92	186
Wanda Burns, 1989-90	186
9. Sue Galkantas, 1982-83	184
Lisa Foglio, 1982-83	184

FIELD GOAL PERCENTAGE

(Minimum of 100)

1. Chantelle Dishman, 1990-91656 (191-291 in 31 games)
2. Glenda Stokes, 1982-83602 (103-171 in 29 games)
3. Lisa Foglio, 1981-82596 (190-319 in 26 games)
4. Chantelle Dishman, 1991-92582 (146-251 in 28 games)
5. Sue Galkantas, 1982-83570 (184-323 in 29 games)
6. Chantelle Dishman, 1989-90565 (131-232 in 29 games)
7. Laine Lasseter, 1979-80560 (162-290 in 21 games)
8. Levys Torres, 2000-01541 (120-222 in 31 games)
9. LeeVayn Oliver, 1983-84534 (140-262 in 31 games)
10. Sue Galkantas, 1981-82526 (282-535 in 34 games)

FREE THROW PERCENTAGE

(Minimum of 50)

1. Wanda Burns, 1990-91827 (115-139 in 29 games)
2. Lisa Foglio, 1982-83819 (77-94 in 29 games)
3. Chris Davis, 1989-90809 (76-94 in 30 games)
- Sheri Kaminski, 1984-85809 (51-63 in 24 games)
5. Danielle Ryan, 1991-92805 (91-113 in 28 games)
6. Lisa Foglio, 1980-81802 (65-81 in 27 games)
7. Tamara Gracey, 1998-99)800 (72-90 in 27 games)
8. Danielle Ryan, 1992-93800 (72-90 in 27 games)
9. Sue Galkantas, 1982-83799 (123-154 in 29 games)
10. Wanda Burns, 1990-91791 (125-158 in 31 games)

THREE POINT ATTEMPTS

1. Wendy Hampton, 1996-97 163
2. Christy Derlak, 1993-94 138
3. April Traylor, 2000-01 132
4. Wendy Hampton, 1997-98 118
5. Tanisha Rickman, 1994-95 117
6. Jen Robinson, 1998-99 116
7. Wanda Burns, 1990-91 111
8. Alison Arnoldi, 1993-94 102
9. Jen Robinson, 1996-97 101
10. Brooke Wyckoff, 2000-01 100
- Wanda Burns, 1989-90 100

3-POINT FIELD GOALS MADE

(Minimum of 10)

1. Wendy Hampton, 1996-97 51 in 27 games
2. Robin Storey, 1988-89 47 in 27 games
3. Wanda Burns, 1990-91 41 in 31 games
4. Wendy Hampton, 1997-98 40 in 27 games
5. April Traylor, 2000-01 39 in 31 games
6. Brooke Wyckoff, 2000-01 33 in 31 games
7. Jen Robinson, 1998-99 31 in 27 games
- Tanisha Rickman, 1994-95 31 in 26 games
9. Wendy Hampton, 1995-96 28 in 28 games
- Allison Peercy, 1994-95 28 in 30 games
- Wanda Burns, 1989-90 28 in 29 games

3-POINT FIELD GOAL PERCENTAGE

(Minimum of 10 Made)

1. Robin Storey, 1988-89475 (47-99 in 27 games)
2. Danielle Ryan, 1992-93422 (19-45 in 27 games)
3. Wendy Hampton, 1995-96373 (28-75 in 28 games)
4. Christy Derlak, 1992-93348 (23-66 in 27 games)
5. Wendy Hampton, 1997-98339 (40-118 in 27 games)
6. Alison Arnoldi, 1992-93333 (12-36 in 25 games)
- Wanda Burns, 1990-91333 (41-123 in 31 games)
8. Brooke Wyckoff, 2000-01330 (33-100 in 31 games)
9. Wendy Hampton, 1994-95326 (15-46 in 30 games)
10. Allison Peercy, 1994-95322 (28-87 in 30 games)

30-POINT CLUB

- 38 Latavia Coleman vs. UNC (1998)
- 38 Tia Paschal vs. UNC (1993)
- 37 Sue Galkantas vs. Florida (1980)
- 36 Tia Paschal vs. Maryland (1993)
- 34 Chantelle Dishman vs. Marquette (1991)
- 34 Bev Burnett vs. Florida A&M (1986), Virginia Tech (1988)
- 34 Sue Galkantas vs. Tulane (1983), Florida A&M (1986)
- 34 Laine Lasseter vs. SE Louisiana (1980)
- 33 Christy Derlak vs. UT-Chatanooga (1993)
- 33 Danielle Ryan vs. Maryland (1993)
- 33 Sue Galkantas vs. Middle Tennessee State (1983), vs. Georgia State (1980), vs. Virginia Tech (1982)



Bev Burnett reached the 30-point plateau six times in her career.

- 33 Laine Lasseter vs. Mercer (1981)
- 32 Latavia Coleman vs. Tulsa (1999)
- 32 Bev Burnett vs. South Florida (1986)
- 32 Sue Galkantas vs. South Alabama (1986)
- 32 Laine Lasseter vs. Florida (1986)
- 31 Latavia Coleman vs. Maryland (2000)
- 31 Jen Robinson vs. Georgia Tech (1999)
- 31 Wanda Burns vs. Southern Mississippi (1990)
- 31 Bev Burnett vs. Southern Mississippi (1989)
- 31 Laine Lasseter vs. Florida (1979)
- 30 Brooke Wyckoff vs. Georgia Tech (2001)
- 30 April Traylor vs. Tulane (2001)
- 30 Latavia Coleman vs. Louisiana Tech (1998)
- 30 Lysa Moorefield vs. Ga.Tech (1998)
- 30 Christy Derlak vs. Duke (1994)
- 30 Bev Burnett vs. Southern Mississippi, Louisville, Georgia Southern (1988)
- 30 Lisa Foglio vs. Miami (1982)
- 30 Sue Galkantas vs. Kent State, Memphis State, Tulane (1982)
- 30 Cherry Rivers vs. Miami (1980)

REBOUND CLUB

- 24 Levys Torres vs. Coppin State (2000)
- 23 Laine Lasseter vs. South Florida (1978)
- 21 Glenda Stokes vs. Virginia Tech (1982)
- 19 Carla Williams vs. Furman (1996)
- 19 LeeVayn Oliver vs. Cincinnati (1981)
- 19 Chris Brokas vs. Troy State (1979)
- 18 Levys Torres vs. Wake Forest (2001)
- 18 Sarah Hall vs. Central Florida (1986)
- 17 Ursula Woods vs. Maryland (1993)
- 17 Chantelle Dishman vs. Miami (1991)
- 17 Sarah Hall vs. West Georgia (1986)
- 17 Lorraine Rimson vs. Georgetown, vs. Radford (1986)
- 17 Brenda Cliette vs. Montclair State (1983)
- 17 Sue Galkantas vs. Florida (1979), vs. Georgia Tech (1980)
- 17 Laine Lasseter vs. Florida (1979)
- 16 Tracy Walker vs. Miami (1990)
- 16 Sarah Hall vs. Memphis State (1988)
- 16 Lorraine Rimson vs. Florida A&M, vs. Cincinnati (1984)
- 16 Cherry Rivers vs. Louisville (1979), vs. Miami (1980)
- 16 Laine Lasseter vs. Alabama-Birmingham (1978), vs. Appalachian State (1979)

THE RECORD BOOK

Career Statistical Leaders

POINTS

1. Sue Galkantas, 1980-84	2323 in 120 games
2. Tia Paschal, 1989-93	1662 in 116 games
3. Cherry Rivers, 1976-80	1636 in 103 games
4. Bev Burnett, 1984-89	1509 in 97 games
5. Latavia Coleman, 1996-00	1428 in 91 games
6. Wanda Burns, 1988-91	1394 in 87 games
7. Chris Davis, 1987-91	1365 in 110 games
8. Brooke Wyckoff, 1997-01	1350 in 109 games
9. Danielle Ryan, 1989-93	1289 in 117 games
10. Chantelle Dishman, 1989-93	1278 in 94 games

SCORING AVERAGE

1. Sue Galkantas, 1980-83	19.4 (2323 in 120 games)
2. Wanda Burns, 1988-91	16.0 (1394 in 87 games)
3. Cherry Rivers, 1976-80	15.9 (1636 in 103 games)
4. Jackie Arnold, 1977-79	15.8 (727 in 46 games)
5. Latavia Coleman, 1996-00	15.7 (1428 in 91 games)
6. Bev Burnett, 1984-89	15.6 (1509 in 97 games)
7. Lisa Foglio, 1980-83	15.0 (1227 in 82 games)
8. Lorraine Rimson, 1983-85	14.6 (1138 in 78 games)
Laine Lasseter, 1978-82	14.6 (1265 in 86 games)
10. Tia Paschal, 1989-93	14.3 (1662 in 116 games)

STEALS

1. Tia Paschal, 1989-93	269 in 116 games
2. Chris Davis, 1987-91	221 in 110 games
3. Glenda Stokes, 1979-83	201 in 110 games
4. Danielle Ryan, 1989-93	197 in 117 games
5. Cherry Rivers, 1976-80	189 in 103 games
6. Brooke Wyckoff, 1997-01	189 in 109 games
7. Lisa Foglio, 1980-83	181 in 82 games



8. April Traylor, 1998-01	176 in 84 games
9. Robin Corn, 1987-92	175 in 42 games
10. Wanda Burns, 1988-91	172 in 87 games

REBOUNDS

1. Cherry Rivers, 1976-80	1029 in 103 games
2. Sue Galkantas, 1980-84	1006 in 120 games
3. Glenda Stokes, 1979-83	938 in 130 games
4. LeeVayn Oliver, 1980-84	869 in 122 games
5. Brooke Wyckoff, 1997-01	804 in 109 games
6. Sarah Hall, 1984-88	785 in 110 games
7. Chantelle Dishman, 1989-93	777 in 94 games
8. Tia Paschal, 1989-93	703 in 116 games
9. Lorraine Rimson, 1983-86	652 in 78 games
10. Laine Lasseter, 1978-82	624 in 86 games

REBOUND AVERAGE

1. Brenda Cliette, 1982-87	10.8 (571 in 53 games)
2. Cherry Rivers, 1976-80	10.0 (1029 in 103 games)
3. Chris Brokas, 1976-79	9.1 (530 in 64 games)
4. Lorraine Rimson, 1983-85	8.4 (1006 in 122 games)
Sue Galkantas, 1980-84	8.4 (652 in 78 games)
6. Chantelle Dishman, 1989-93	8.2 (777 in 94 games)
7. Brooke Wyckoff, 1997-01	7.4 (804 in 109 games)
8. Glenda Stokes, 1979-83	7.2 (938 in 130 games)
Laine Lasseter, 1978-82	7.2 (624 in 86 games)
10. Sarah Hall, 1984-88	7.1 (785 in 110 games)
LeeVayne Oliver, 1980-84	7.1 (869 in 122 games)
Jackie Arnold, 1977-79	7.1 (325 in 46 games)

ASSISTS

1. Jen Robinson, 1996-99	388 in 108 games
2. Allison Peercy, 1992-95	382 in 111 games
3. Robin Corn, 1987-92	360 in 112 games
4. Sheri Kaminski, 1983-87	355 in 98 games
5. Shirley Silsby, 1976-79	348 in 69 games
6. Wanda Burns, 1988-91	331 in 69 games
7. Danielle Ryan, 1989-93	301 in 87 games
8. April Traylor, 1998-01	308 in 84 games
9. Lynn Marnie, 1980-83	293 in 86 games
10. Chris Davis, 1987-91	282 in 110 games

FIELD GOAL PERCENTAGE

1. Chantelle Dishman, 1989-93	.601 (483-803 in 94 games)
2. Lisa Foglio, 1980-83	.542 (513-946 in 82 games)
3. Sue Galkantas, 1980-84	.524 (919-1753 in 120 games)
4. Laine Lasseter, 1978-82	.521 (540-1036 in 86 games)
5. LeeVayn Oliver, 1980-84	.520 (498-957 in 122 games)
6. Danielle Ryan, 1989-93	.514 (508-989 in 117 games)
7. Glenda Stokes, 1979-83	.504 (417-827 in 130 games)
8. Tia Paschal, 1989-91	.502 (683-1360 in 116 games)
9. Carla Williams, 1994-96	.495 (214-432 in 58 games)
10. Chris Davis, 1987-91	.481 (527-1134 in 110 games)

FREE THROW PERCENTAGE

1. Lisa Foglio, 1980-83	.788 (201-255 in 82 games)
2. Wanda Burns, 1988-91	.777 (271-349 in 87 games)
3. Danielle Ryan, 1989-92	.761 (251-330 in 114 games)
4. Allison Peercy, 1992-95	.738 (298-393 in 111 games)
5. Sue Galkantas, 1980-84	.745 (485-651 in 120 games)
6. Carla Williams, 1994-96	.743 (342-460 in 58 games)
Allison Peercy, 1991-93	.743 (110-148 in 54 games)
8. Sheri Kaminski, 1983-87	.732 (208-284 in 98 games)
9. Bev Burnett, 1984-87	.708 (354-500 in 97 games)
10. Tia Paschal, 1989-93	.703 (286-407 in 116 games)

GAMES PLAYED

1. Glenda Stokes, 1979-83	130
2. LeeVayne Oliver, 1980-84	122
3. Sue Galkantas, 1980-84	120
4. Danielle Ryan, 1989-93	117
5. Tia Paschal, 1989-93	116
6. Christy Derlak, 1990-94	113
7. Wendy Hampton, 1994-98	112
Robin Corn, 1985-89	112
9. Lysa Moorefield, 1994-98	111
Allison Peercy, 1991-95	111
Rose Harper, 1977-81	111

Jen Robinson is FSU's all-time assists leader.

Individual Year-By-Year Leaders

POINTS

YEAR	NAME	GAMES	POINTS	AVG
2001	A. Traylor	31	467	15.1
2000	L. Coleman	29	467	16.1
1999	B. Wyckoff	27	370	13.7
1998	L. Coleman	25	443	17.7
1997	L. Coleman	27	310	11.5
1996	C. Williams	28	443	15.8
1995	A. Percy	30	388	12.9
1994	C. Derlak	27	464	17.1
1993	T. Paschal	27	524	19.4
1992	T. Paschal	29	440	15.7
1991	W. Burns	28	490	17.5
1990	W. Burns	29	515	17.8
1989	B. Burnette	23	365	15.9
1988	B. Burnette	25	533	21.3
1987	V. Harris	26	358	13.8
1986	S. Hall	28	298	10.6
1985	L. Rimson	24	391	16.3
1984	S. Galkantas	28	495	17.6
1983	S. Galkantas	29	491	16.9
1982	S. Galkantas	29	710	24.4
1981	S. Galkantas	34	637	18.4
1980	C. Rivers	31	514	16.5
1979	C. Rivers	36	464	12.8
1978	J. Arnold	23	410	17.8
1977	C. Rivers	24	336	14.0
1976	C. Brokas	29	389	13.4
1974	M. Graham	18	153	8.5

FIELD GOAL PERCENTAGE

YEAR	NAME	GAMES	FG/FGA	PERCENT
2001	L. Torres	31	120/222	.541
2000	L. Coleman	29	180/352	.511
1999	T. Gracey	27	109/193	.565
1998	B. Wyckoff	27	96/204	.471
1997	L. Moorefield	27	124/259	.479
1996	C. Williams	28	127/243	.460
1995	C. Williams	30	87/189	.460
1994	K. Cobbins	26	49/92	.532
1993	T. Paschal	27	219/418	.524
1992	C. Dishman	28	146/251	.582
1991	C. Dishman	31	191/291	.656
1990	T. Walker	28	74/125	.592
1989	A. Harvis	27	77/139	.554
1988	S. Grimes	16	14/23	.609
1987	V. Harris	26	107/249	.440
1986	V. Bournight	25	81/167	.485
1985	C. Slater	28	152/316	.481
1984	L. Oliver	31	140/262	.534
1983	G. Stokes	29	103/171	.602
1982	L. Foglio	26	190/319	.595
1981	L. Lasseter	28	154/296	.520
1980	L. Lasseter	21	162/290	.560
1979	L. Lasseter	22	173/348	.497
1974	M. Graham	18	86/208	.410

FIELD GOALS MADE

YEAR	NAME	NUMBER
2001	B. Wyckoff/A. Traylor	161
2000	L. Coleman	180
1999	B. Wyckoff	136
1998	L. Coleman	164
1997	L. Coleman	130
1996	C. Williams	127
1995	A. Percy	128
1994	C. Derlak	150
1993	T. Paschal	219
1992	T. Paschal	176
1991	W. Burns	203
1990	W. Burns	186
1989	C. Davis	151
1988	C. Burnett	201
1987	V. Harris	161
1986	B. Burnett	141
1985	L. Rimson & C. Slater	152

1984	S. Galkantas	192
1983	S. Galkantas & L. Foglio	184
1982	S. Galkantas	282
1981	S. Galkantas	261
1980	C. Rivers	216

FIELD GOAL ATTEMPTS

YEAR	NAME	ATTEMPTS
2001	A. Traylor	396
2000	L. Coleman	352
1999	J. Robinson	327
1998	L. Coleman	356
1997	J. Robinson	331
1996	C. Williams	243
1995	A. Percy	319
1994	C. Derlak	388
1993	T. Paschal	418
1992	T. Paschal	349
1991	W. Burns	435
1990	W. Burns	404
1989	B. Burnett	311
1988	B. Burnett	459
1987	V. Harris	374
1986	B. Burnett	299
1985	L. Rimson	334
1984	L. Rimson	376
1983	L. Foglio	357
1982	S. Galkantas	536
1981	S. Galkantas	520
1980	C. Rivers	476

FREE THROW PERCENTAGE

YEAR	NAME	GAMES	FT/FTA	PERCENT
2001	B. Wyckoff	31	98/125	.784
2000	B. Wyckoff	24	59/79	.747
1999	T. Gracey	27	72/90	.800
1998	V. Linley	28	35/48	.729
1997	W. Hampton	27	30/41	.732
1996	C. Williams	28	189/244	.775
1995	A. Percy	30	104/140	.743
1994	A. Percy	22	84/111	.757
1993	D. Ryan	27	72/90	.800
1992	L. Taylor	11	10/10	1.000
1991	W. Burns	29	115/139	.827
1990	C. Davis	30	76/94	.809
1989	A. Harvis	27	47/67	.701
1988	B. Burnette	25	131/169	.775
1987	T. McCarty	24	32/42	.760
1986	S. Kaminski	17	38/51	.745
1985	S. Kaminski	24	51/63	.809
1984	S. Galkantas	28	111/144	.771
1983	L. Foglio	29	77/94	.819
1982	L. Foglio	26	59/80	.739
1981	L. Foglio	27	65/81	.802
1980	L. McDonald	28	103/150	.687
1979	R. Harper	27	39/56	.696
1976	L. DeJong	29	67/97	.691
1975	Y. McKinney	37	29/38	.760
1974	M. Graham	18	62/94	.660

FREE THROWS MADE

YEAR	NAME	NUMBER
2001	A. Traylor	106
2000	L. Coleman	106
1999	B. Wyckoff	93
1998	L. Coleman	112
1997	L. Moorefield	47
1996	C. Williams	189
1995	C. Williams	153
1994	C. Derlak	122
1993	C. Derlak	90
1992	C. Dishman	104
1991	W. Burns	125
1990	W. Burns	115
1989	B. Burnett	87
1988	B. Burnett	131
1987	B. Cliette	65
1986	B. Burnett	81
1985	L. Rimson	87

THE RECORD BOOK

1984	S. Galkantas	111
1983	S. Galkantas	123
1982	S. Galkantas	146
1981	S. Galkantas	105
1980	L. McDonald	103

FREE THROW ATTEMPTS

YEAR	NAME	ATTEMPTS
2001	A. Traylor	151
2000	L. Coleman	151
1999	A. Traylor	153
1998	L. Coleman	163
1997	L. Coleman	77
1996	C. Williams	244
1995	C. Williams	216
1994	C. Derlak	164
1993	C. Derlak	147
1992	C. Dishman	145
1991	C. Dishman	173
1990	W. Burns	139
1989	B. Burnett	139
1988	B. Burnett	133
1987	B. Cliette	130
1986	B. Burnett	115
1985	L. Rimson	127
1984	S. Galkantas	144
1983	S. Galkantas	154
1982	S. Galkantas	214
1981	S. Galkantas	139
1980	L. McDonald	150



Levys Torres averaged 10.0 rebounds per game in her senior season.

STEALS

YEAR	NAME	GAMES	STEALS
2001	A. Traylor	31	75
2000	A. Sutton	29	68
1999	B. Wyckoff	27	56
1998	B. Wyckoff	27	52
1997	W. Hampton	27	58
1996	A. Penn	28	48
1995	A. Peercy	30	51
1994	C. Derlak	27	40
1993	T. Paschal	27	96
1992	G. Stokes	37	68
1991	T. Paschal	32	75
1990	W. Burns	29	77
1989	C. Davis	27	56
1988	C. Davis	21	41
1987	B. Cliette	24	91
1986	S. Kaminski	17	32
1985	C. Slater	28	42
1984	S. Kaminski	31	55
1983	B. Cliette	29	77
1982	G. Stokes	36	65
1981	G. Stokes	36	65
1980	G. Stokes	35	54

REBOUNDING

YEAR	NAME	GAME	REBOUNDS	AVG
2001	L. Torres	31	310	10.0
2000	B. Wyckoff	24	170	7.1
1999	B. Wyckoff	27	214	7.9
1998	B. Wyckoff	27	268	8.0
1997	L. Coleman	27	164	6.1
1996	C. Williams	28	234	8.4
1995	C. Williams	30	224	7.5
1994	K. Cobbins	26	156	6.0
1993	T. Paschal	27	200	7.4
1992	C. Dishman	28	246	8.8
1991	C. Dishman	29	228	7.9
1990	C. Dishman	29	203	7.0
1989	D. Collins	26	145	5.6
1988	S. Hall	27	173	6.4
1987	B. Cliette	24	302	12.6
1986	S. Hall	28	233	8.3
1985	S. Hall	27	189	7.0
1984	L. Rimson	31	269	8.7
1983	B. Cliette	29	269	9.3
1982	S. Galkantas	34	296	8.7
1981	S. Galkantas	29	269	9.3
1980	G. Stokes	35	294	8.4
1979	L. Lasseter	22	222	10.0
1978	C. Rivers	22	226	10.3
1977	C. Rivers	24	336	14.0
1976	P. Harstvedt	29	247	8.5

ASSISTS

YEAR	NAME	GAMES	ASSISTS
2001	A. Traylor	31	117
2000	A. Traylor	29	145
1999	J. Robinson	27	104
1998	J. Robinson	26	96
1997	J. Robinson	27	110
1996	J. Robinson	28	78
1995	A. Peercy	30	123
1994	A. Peercy	27	100
1993	A. Peercy	26	129
1992	D. Ryan	28	94
1991	W. Burns	31	136
1990	R. Corn	30	119
1989	W. Burns	27	92
1988	R. Corn	27	75
1987	S. Kaminski	25	87
1986	J. Piatnik	27	80
1985	C. Slater	28	74
1984	S. Kaminski	31	155
1983	L. Foglio	29	96
1982	L. Marnie	36	135
1981	L. Foglio	27	98
1980	R. Harper	35	125
1979	T. Tinsley	27	102
1977	S. Silsby	23	184