

THREE-POINT PERCENTAGE

YEAR	NAME	GAMES	PERCENTAGE
2001	B. Wyckoff	31	.330
2000	M. Beal	27	.318
1999	J. Robinson	27	.267
1998	W. Hampton	27	.339
1997	W. Hampton	27	.313
1996	A. Penn	28	.474
1995	W. Hampton	30	.326
1994	A. Arnoldi	25	.394
1993	D. Ryan	27	.422
1992	C. Derlak	27	.286
1991	W. Burns	31	.333
1990	W. Burns	29	.280
1989	R. Storey	27	.475

THREE-POINTERS MADE

YEAR	NAME	GAMES	MADE
2001	A. Traylor	31	39
2000	M. Beal	27	27
1999	J. Robinson	27	31
1998	W. Hampton	27	40
1997	W. Hampton	27	51
1996	W. Hampton	28	28
1995	T. Rickman	26	31
1994	C. Derlak	27	47
1993	C. Derlak	27	23
1992	C. Derlak	27	10
1991	W. Burns	31	41
1990	W. Burns	29	28
1989	R. Storey	27	47

THREE-POINT ATTEMPTS

YEAR	NAME	GAMES	ATTEMPTS
2001	A. Traylor	31	132
2000	A. Traylor	28	88
1999	J. Robinson	27	116
1998	W. Hampton	27	118
1997	W. Hampton	27	163
1996	W. Hampton	28	75
1995	T. Rickman	26	117
1994	C. Derlak	27	138
1993	C. Derlak	27	66
1992	A. Peercy	28	37
1991	W. Burns	31	123
1990	W. Burns	29	100
1989	R. Storey	27	99

BLOCKED SHOTS

YEAR	NAME	GAMES	MADE
2001	B. Wyckoff	31	31
2000	B. Wyckoff	24	34
1999	B. Wyckoff	27	64
1998	B. Wyckoff	27	80
1997	L. Moorefield	27	24
1996	K. White	28	26
1995	L. Moorefield	29	13
1994	K. Walker	27	13
1993	T. Paschal	27	13
1991	C. Dishman	22	28
1991	C. Davis	27	32
1990	C. Davis	27	30
1989	M. Lardie	27	17
1988	S. Hall	27	24
1987	M. Buchanan	27	34
1986	S. Hall	28	32
1985	S. Hall	27	30
1984	S. Galkantas	28	12
1983	B. Cliette	29	32
1982	G. Stokes	37	16
1981	L. Lasseter	28	48
1980	L. Lasseter	21	28

Miscellaneous Records

NOTABLE FLORIDA STATE VICTORIES

DATE	OPPONENT	SCORE	LOCATION
1973-74	vs. Barry College	50-33	n/a

First Win

1977-78	vs. South Florida (OT)	84-76	n/a
Dec. 4, 1981	vs. Kent State	80-66	W. Lafayette, IN
Dec. 5, 1983	vs. Central Florida	67-60	Tallahassee, FL
Dec. 3, 1988	vs. Georgia Southern	105-78	Tallahassee, FL
Jan. 11, 1992	vs. Georgia Tech	77-66	Atlanta, GA
Jan. 23, 1995	vs. Georgia Tech	60-58	Atlanta, GA
Dec. 17, 2000	vs. St. Francis	73-65	Brooklyn Heights, NY

All-Time Record
364-416 (.467)

SEASON OPENERS

YEAR	OPPONENT	SCORE, W/L	SITE	DATE
1973-74	Florida	39-41, L	n/a	n/a
1974-75	Albany State	62-55, W	n/a	n/a
1975-76	Rollins	56-43, W	n/a	n/a
1976-77	Albany State	38-87, L	n/a	n/a
1977-78	Valdosta State	57-92, L	n/a	n/a
1978-79	Mississippi State	60-64, L	n/a	n/a
1980-81	Georgia Tech	84-97, L	A	11/20/80
1981-82	Stetson	81-54, W	H	11/23/81
1982-83	UT-Chattanooga	94-77, W	N	11/26/82
1983-84	Arizona State	70-85, L	N	11/18/83
1984-85	Albany State	66-60, W	H	11/14/84
1985-86	West Georgia	67-57, W	H	11/23/85
1986-87	Albany State	71-72, L (OT)	H	12/1/86
1987-88	New Mexico State	73-64, W	N	11/27/87
1988-89	Central Michigan	100-78, W	N	11/25/88
1989-90	South Alabama	89-82, W(2OT)	N	11/24/89
1990-91	UM-Kansas City	66-52, W	N	11/23/90
1991-92	Miami	71-69, W (OT)	H	11/23/91
1992-93	Florida Atlantic	97-67, W	H	12/1/92
1993-94	UT-Chattanooga	85-86, L	A	11/26/93
1994-95	Fresno State	67-62, W	N	11/25/94
1995-96	Florida Atlantic	69-46, W	A	11/27/95
1996-97	South Florida	68-59, W	A	11/22/96
1997-98	Florida A&M	79-70, W	A	11/16/97
1998-99	Tulsa	76-67, W	A	11/14/98
1999-00	Tulsa	77-70, W	H	11/19/99
2000-01	UNC-Asheville	89-64, W	H	11/19/00

HOME OPENERS

YEAR	OPPONENT	SCORE, W/L	DATE
1980-81	Florida	90-48, W	12/3/80
1981-82	Stetson	81-54, W	11/23/81
1982-83	Albany State	94-52, W	12/1/82
1983-84	Mid Tennessee St.	75-67, W	11/26/83
1984-85	Albany State	66-60, W	11/14/84
1985-86	West Georgia	67-57, W	11/23/85
1986-87	Albany State	71-72, L (OT)	12/1/86
1987-88	Wisconsin	100-67, W	12/4/87
1988-89	UNC-Asheville	99-58, W	12/2/88
1989-90	Mississippi State	86-62, W	12/1/89
1990-91	Marquette	110-75, W	12/1/90
1991-92	Miami	71-69, W (OT)	11/23/91
1992-93	Florida Atlantic	97-67, W	12/1/92
1993-94	Rhode Island	71-76, L	12/3/93
1994-95	Central Florida	74-59, W	11/29/94
1995-96	UT-Chattanooga	58-60, L	12/17/95
1996-97	Florida A&M	91-59, W	12/3/96
1997-98	Mississippi	64-54, W	11/26/97
1998-99	Louisiana Tech	72-88, L	11/19/98
1999-00	Tulsa	77-70, W	11/19/99
2000-01	UNC-Asheville	89-64, W	11/19/00

OVERTIME GAMES

YEAR	OPPONENT	SCORE, W/L	SITE	DATE
1977-78	South Florida	84-76, W	n/a	n/a
1982-83	Montclair State	89-81, W	H	1/10/83
1983-84	Missouri	82-75, W	N	1/5/84
1984-85	South Florida	71-69, W	H	1/14/85
1985-86	Monmouth (3OT)	81-69, W	N	11/30/85
	Radford	80-87, L	H	12/7/85
1986-87	Albany State	71-72, L	A	1/30/86

THE RECORD BOOK

1987-88	West Virginia	68-58, W	H	12/4/87
	Georgia Southern	83-77, W	A	12/16/87
	Memphis State	90-91, L	H	12/16/88
1989-90	S. Alabama (2OT)	89-82, W	N	11/24/89
	Louisville	69-66, W	H	1/13/90
1990-91	S. Carolina (2OT)	91-92, L	H	2/4/91
1991-92	Miami	71-69, W	H	11/23/91
	Louisiana State	88-96, L	A	11/30/91
	Florida	90-78, W	H	12/15/91
1995-96	Georgia Tech (3OT)	90-85, W	H	1/31/96
1997-98	Virginia	76-83, L	H	2/1/98
1998-99	North Carolina	101-112, L	H	12/5/98
2001-01	North Carolina	80-78, W	A	2/18/01

MOST GAMES PLAYED IN A SEASON

38 1981-82

FEWEST GAMES PLAYED IN A SEASON

10 1973-74

MOST WINS IN A SEASON

28 1981-82 (28-10)

FEWEST WINS IN A SEASON

5 1996-97 (5-22)

HIGHEST WINNING PERCENTAGE IN A SEASON

.800 1982-83 (24-6)

LOWEST WINNING PERCENTAGE IN A SEASON

.185 1996-97 (5-22)

TOP 10 BIGGEST WINS

(By Margin)

MARGIN	OPPONENT	SCORE	DATE
84	West Florida	100-16	1975-76
71	Dayton	104-33	1976-77
55	South Alabama	76-43	12/19/81
55	Tulane	100-45	11/8/90
49	Stetson	78-29	1976-77
48	Lewis Univ.	94-46	1/2/82
46	Pensacola Jr. Coll.	86-40	1976-77
45	Oral Roberts	104-59	2/29/92
43	Florida A&M	77-34	1974-75
43	Stetson	114-71	2/6/91
43	W. Carolina	83-39	12/21/98

MOST CONSECUTIVE WINS

10 1981-82, 1982-83, 1990-91

LONGEST WINNING STREAKS

10 GAMES	1990-91
Florida	79-78
Miami	76-62
Virginia Tech	78-64
Cincinnati	90-61
Louisville	83-70
Alabama	88-65
Memphis State	106-94
South Carolina	69-60
Southern Mississippi	96-76
Tulane	87-60

10 GAMES	1982-83
Delta State	75-67
Nebraska	110-84
Army	69-60
Oklahoma State	72-52
Temple	74-69
St. Joseph's	59-54
Montclair State OT	89-81
Tulane	81-56
Memphis State	90-82
Florida A&M	66-60

10 GAMES

Florida International	74-64
Miami	77-74
South Alabama	99-44
Lewis University	94-46
Miami-Ohio	89-68
North Carolina	77-68
South Florida	80-60
Mississippi University for Women	76-54
Florida	86-79
Virginia Tech	93-72

1981-82

LONGEST HOME COURT WINNING STREAK

(since 1980-81)

11 1988-89 (12/2/88-2/13/89)

MOST LOSSES IN A SEASON

22 1994-95 (8-22)
22 1996-97 (5-22)

FEWEST LOSSES IN A SEASON

3 1973-74 (7-3)

TOP 10 BIGGEST LOSSES

(By Margin)

MARGIN	OPPONENT	SCORE	DATE
63	South Carolina	52-115	1977-78
62	Duke	30-92	12/6/95
54	Alabama	33-87	12/31/93
54	Clemson	26-80	2/7/94
51	Valdosta State	50-101	1975-76
49	Albany State	38-87	1976-77
47	Valdosta State	44-91	1975-76
46	Delta State	60-106	1976-77
46	Tennessee	43-89	11/26/86
46	Texas	43-89	2/24/84

MOST CONSECUTIVE LOSSES

18 1996-97

LONGEST LOSING STREAK

18 GAMES	1996-97
Mississippi	52-75
Duke	46-87
Wake Forest	68-79
North Carolina	63-88
Clemson	63-74
Maryland	58-65
Virginia	57-67
Georgia Tech	51-75
N.C. State	36-75
Maryland	59-79
Duke	70-77
Duquesne	58-61
Georgia Tech	60-68
North Carolina	56-82
Virginia	44-73
Clemson	47-71
Wake Forest	59-63
Wake Forest	59-70

LONGEST HOME COURT LOSING STREAK

(since 1980-81)

8 1994-95 (12/26/94-2/11/95)
8 1996-97 (1/8/86-2/23/96)

SEMINOLE 100 POINT GAMES

YEAR	OPPONENT	SCORE	SITE	DATE
1975-76	West Florida	100-16	n/a	n/a
1976-77	Dayton	104-33	n/a	n/a
1978-79	New Orleans	101-66	n/a	n/a
1978-79	Florida	101-94	n/a	n/a
1979-80	South Florida	100-88	n/a	n/a
1981-82	Stetson	102-92	H	12/4/82

1982-83	Nebraska	100-84	N	12/31/82
1987-88	Wisconsin	100-67	H	1/6/88
1988-89	Central Michigan	100-78	N	11/25/88
	Georgia Southern	105-78	H	12/3/88
	Howard	101-73	H	2/6/89
1989-90	Tulane	103-66	H	1/8/90
1990-91	Marquette	110-75	H	12/1/90
	Memphis State	106-94	A	1/19/91
	Stetson	114-71	H	2/6/91
	Memphis State	101-77	H	2/16/91
	Tulane	104-66	A	2/25/91
1991-92	Florida A&M	100-71	H	2/24/92
	Oral Roberts	104-59	H	2/29/92
1998-99	North Carolina	101-112	H	12/5/98
1999-00	Loyola	102-70	A	12/19/99

OPPONENT 100 POINT GAMES

YEAR	OPPONENT	SCORE	SITE	DATE
1975-76	Talladega College	55-100	n/a	n/a
1976-77	Delta State	60-106	n/a	n/a
1977-78	South Carolina	52-115	n/a	n/a
	Florida	63-102	n/a	n/a
1978-79	Memphis State	78-101	n/a	n/a
1979-80	Southern Miss	65-107	n/a	n/a
	Mercer	86-100	n/a	n/a
1981-82	Old Dominion	65-100	A	1/17/82
	Memphis State	90-104	H	1/25/82
1991-92	Maryland	70-101	A	2/5/92
1993-94	North Carolina	61-102	A	12/11/93
1998-99	North Carolina	101-112	H	12/5/98

MOST POINTS IN A GAME

OVERALL	114, 1990-91 vs. Stetson (114-71) 2/6/91
AT HOME	114, 1990-91 vs. Stetson (114-71) 2/6/91
AWAY	106, 1990-91 vs. Memphis State (106-94) 1/19/91
NEUTRAL COURT	100, 1982-83 vs. Nebraska (100-84) 12/31/82 100, 1988-89 vs. Central Michigan (100-78) 11/25/88
IN LOSING EFFORT	101, 1998-99 vs. North Carolina (101-112 OT) 12/5/98
BY AN OPPONENT	115, 1977-78 by South Carolina (52-115)
BOTH TEAMS TOTAL	213, 1998-99 vs. North Carolina (101-112 OT) 12/5/98

FEWEST POINTS IN A GAME

OVERALL	26, 1993-94 vs. Clemson (26-80) 2/7/94
AT HOME	37, 1995-96 vs. Florida (37-76) 2/26/96
AWAY	26, 1993-94 vs. Clemson (26-80) 2/7/94
NEUTRAL COURT	33, 1993-94 vs. Alabama (33-87) 12/31/93
IN WINNING EFFORT	32, 1973-74 vs. Florida (32-31)
BY AN OPPONENT	16, 1975-76 by West Florida (100-16)
BOTH TEAMS TOTAL	72, 1973-74 vs. Flagler (31-41)

SCORING AVERAGE BY SEASON

73.8	1979-80
74.8	1980-81
77.9	1981-82
77.1	1982-83
70.1	1983-84
56.9	1984-85
66.0	1985-86
65.5	1986-87
73.3	1987-88
77.4	1988-89
76.7	1989-90
83.8	1990-91
75.7	1991-92
70.8	1992-93
58.3	1993-94
62.0	1994-95
59.8	1995-96
59.7	1996-97
66.2	1997-98
73.0	1998-99
69.7	1999-00
71.0	2000-01

TALLEST PLAYER IN HISTORY

Mary Berryhill-Buchanan 6-6, 1986-93
(returned to school after three years in Army)

SHORTEST PLAYER IN HISTORY

Lakesha Springle 5-3, 1998-present

1000-POINT CLUB

- Sue Galkantas, 1980-84 2323 in 120 games
- Tia Paschal, 1989-93 1662 in 116 games
- Cherry Rivers, 1976-80 1636 in 103 games
- Bev Burnett, 1984-89 1509 in 97 games
- Latavia Coleman, 1996-00 1428 in 91 games
- Wanda Burns, 1988-91 1394 in 87 games
- Chris Davis, 1987-91 1365 in 110 games
- Brooke Wyckoff, 1997-01 1350 in 109 games
- Danielle Ryan, 1989-93 1289 in 117 games
- Chantelle Dishman, 1989-93 1278 in 94 games
- Laine Laszseter, 1978-82 1265 in 86 games
- Lisa Foglio, 1980-83 1227 in 82 games
- Christy Derlack, 1990-94 1193 in 113 games
- LeeVayn Oliver, 1980-84 1166 in 122 games
- April Traylor, 1998-present 1139 in 84 games
- Glenda Stokes, 1979-83 1118 in 130 games
- Allison Peercy, 1991-95 1028 in 111 games


1000 REBOUNDS - 1000 POINTS

- Cherry Rivers, 1976-80
1029 rebounds/1636 points in 103 games
- Sue Galkantas, 1980-84
1006 rebounds/2323 points in 120 games



Brooke Wyckoff scored 1,350 points in her Seminole career.

all-time LETTERWINNERS



- Abraham, Joanne 1970-73 (3)
- Adams, Leslie 1992-93 (1)
- Alexander, Vicki 1976-77 (1)
- Allen, Deb 1971-74 (3)
- Arnold, Jackie 1977-79 (2)
- Arnoldi, Alison 1990-94 (4)
- Atkinson, Angela 1993-94 (1)



- Bailey, Jan 1973-76 (3)
- Baker, Jill 1980-84 (4)
- Barineau, Karen 1977-79 (2)
- Battles, Judy 1974-77 (3)
- Beal, Molly 1999-01 (2)
- Bennett, Lea 1998-99 (2)
- Blaydes, Diane 1978-80 (2)
- Boehmer, Cindy 1972-76 (4)
- Bouknight, Veronica 1985-86 (1)
- Bradley, Lauren 1999-00**
- Brokas, Chris 1975-77 (2)
- Brown, Lako 1997-01 (4)
- Brown, Susan 1973-76 (3)
- Buchanan-Berryhill, Mary 1986-93 (3)
- Burgun, Ruthann 1980-81 (1)
- Burnette, Bev 1984-89 (4)
- Burns, Wanda 1988-91 (3)
- Burroughs, Joye 1981-82 (1)



- Cannon, Mary Anne 1972-76 (4)
- Clark, Gussie 1984-88 (4)
- Cliette, Brenda 1983-87 (2)
- Cobbins, Katina 1991-95 (3)
- Coleman, Latavia 1996-00 (4)
- Collins, Ann 1976-78 (2)
- Collins, Debra 1988-89 (1)
- Colquitt, Emma 1972-76 (4)
- Corn, Robin 1987-92 (4)



- Davidson, Arleshia 1995-99 (4)
- Davis, Chris 1987-91 (4)
- Davis, Melissa 1977-78 (1)
- Davis, Vicki 1970-73 (3)
- Derlak, Christy 1990-94 (4)
- Dishman, Chantelle 1989-93 (4)
- Drew, Tizza 1976-77 (1)




- Edwards, Debbie 1969-72 (3)
- Eilbacher, Denise 1976-78 (2)
- Erickson, Cathy 1992-93 (1)

- Fahey, Meg 1981-82 (1)
- Frank, Cindy 1970-73 (3)
- Frank, Michelle 1992-94 (2)
- Foglio, Lisa 1980-83 (3)
- Fowler, Tanya 1988-92 (4)
- Fuchs, Vanessa 1997-01 (4)



- Gailey, Becky 1977-78 (1)
- Galkantas, Nancy 1981-83 (2)
- Galkantas, Sue 1980-84 (4)
- Galloway, Karen 1989-91 (2)
- Garrett, Val 1984-87 (3)
- Glover, Cheryl 1985-86 (1)
- Golden, Scooby 1978-80 (2)
- Gomez, Jan 1969-71 (2)
- Gonzalez, Clara 1974-77 (3)
- Gracey, Tamara 1998-99 (1)
- Graham, Marlene 1972-76 (4)
- Gray, Joan 1969-72 (3)
- Gray, Linda 1978-81 (3)
- Grimes, Sarah 1987-89 (2)
- Gwyn, Moody 1985-86 (1)



- Hall, Sarah 1984-88 (4)
- Hampton, Wendy 1994-98 (4)
- Harden, Gina 1978-80 (2)
- Harper, Rose 1977-81 (4)
- Harris, Valene 1985-87 (2)
- Harvis, Aline 1987-89 (2)
- Harstvedt, Peggy 1975-78 (3)
- Hatzell, Brauna 1977-78 (1)
- Heaps, Meghan 1995-97 (2)
- Hodge, Shannon 1988-92 (4)

Hofmann, Petra 2000-01
 Houston, Candi 1969-71 (2)




Ivy, Rita 1969-72 (3)
 Kaminski, Sheri 1983-87 (4)
 Kocsis, Francene 1974-76 (2)
 Koontz, Barb 1973-76 (3)



Lappe, Martha 1977-79 (2)
 Laine, Charlene 1969-72 (3)
 Lardie, Maria 1988-90 (2)
 Lasseter, June 1979-80 (1)
 Lasseter, Laine 1978-82 (4)
 Linley, Val 1997-99 (2)
 Lopez, Luz 1988-90 (2)




Macon, Stacy 1976-77 (1)
 Marnie, Lynn 1979-83 (4)
 McCarty, Terri 1984-88 (3)
 McDonald, Lynn Dee 1979-81 (2)
 McGowan, Linda-Ann 1983-86 (3)
 McKinney, Yvette 1972-75 (3)
 McLin, Latrice 1994-98 (4)
 Miller, Jennifer 1995-97 (2)
 Moneymaker, Stacy 1983-84 (1)
 Moorefield, Lysa 1994-98 (4)



Nelson, Val 1976-77 (1)

Oliver, LeeVayne 1980-84 (4)
 O'Neal, Sunnie 1979-82 (3)
 Owen, Anne 1969-71 (2)



Palgut, Karyn 1981-82 (1)
 Parker, Kristy 1995-97 (2)
 Parr, Barb 1973-76 (3)
 Paschal, Tia 1989-93 (4)
 Pedersen, Anja 1994-95 (1)
 Peercy, Allison 1991-95 (4)
 Penn, Aletha 1994-98 (4)
 Piatnik, Jan 1984-88 (4)
 Pink, Patti 1975-77 (2)
 Podulka, Kris 1978-81 (3)
 Preston, Antonette 1993-94 (1)
 Preston, Gayle 1974-76 (2)
 Putzi, Debbie 1980-81 (1)




Rickardson, Kim 1976-77 (1)
 Rickman, Tanisha 1994-95 (1)
 Rimson, Lorraine 1983-85 (2)
 Rivers, Cherry 1976-80 (4)
 Robinson, Connie 1991-92 (1)
 Robinson, Jen 1995-99 (4)
 Ruffo, Sandra 1977-78 (1)
 Ryan, Danielle 1989-93 (4)




Shuler, Meg 1978-79 (1)
 Seamon, Susan 1970-73 (3)
 Shannon, Darlene 1977-79 (2)
 Sharpe, Joanne 1969-72 (3)
 Shaw, Jode 1974-75 (1)
 Shields, Dawn 1979-80 (1)
 Slater, Celia 1983-85 (2)
Small, Kim 2000-01
 Smith, Lori 1983-84 (1)
 Sperring, Vicki 1970-72 (2)
Springle, Lakesha 1998-01
 Sildsby, Shirley 1975-78 (3)

Stokes, Glenda 1979-83 (4)
 Stone, Penny 1984-85 (1)
 Storey, Robin 1987-89 (2)
 Sutton, Angela 1998-00 (2)



Taylor, Liberty 1991-95 (4)
 Test, Kelli 1987-91 (4)
 Thomas, Karen 1988-90 (2)
 Thomas, Terry 1977-78 (1)
 Thrapp, Susie 1980-81 (1)
 Tinsley, Teresa 1978-80 (2)
 Tippins, Debbie 1976-77 (1)
 Torres, Levys 1999-01 (2)
Traylor, April 1998-01
 Tucker, Angela 1985-88 (3)
Vujas, Katelyn 1999-01



Walker, Kaila 1993-94 (1)
 Walker, Tracy 1989-92 (3)
 Washington, Sharron 1993-94 (1)
 Waugh, Leslie 1995-97 (2)
 Weigand, Cheryl 1975-78 (3)
 White, Kristy 1995-97 (2)
Whiting, Shinikki 1999-01
 Williams, Carla 1994-96 (2)
 Wood, Lahna 1982-83 (1)
 Woods, Ursula 1992-93 (1)
 Wright, Diana 1970-72 (2)
 Wright, Monica 1969-72 (3)
 Wyckoff, Brooke 1997-01 (4)

Active players in Bold



all-time jersey NUMBERS

(Letterwinners starting with 1978-79 season)

#00
Lakesha Springle 1998-99

#1
LINNEA LILJESTRAND PRESENT

#2
LaQUINTA NEELY PRESENT

#3
SHINIKKI WHITING 2000-PRESENT

#4
Antonette Preston 1993-94
PETRA HOFMANN 2000-PRESENT

#5
Angela Atkinson 1993-94
Latrice McLin 1994-98
TRINETTA MOORE PRESENT

#9
Kailla Walker 1993-94

#10
Susie Thrapp 1980-81
Jill Baker 1982-84
Lahna Wood 1982-83
Valerie Garrett 1984-87
Katina Cobbins 1991, 93-95
Val Linley 1997-99
LAKESHA SPRINGLE 1999-PRESENT

#11
Lynn Marnie 1979-82
Sunnie O'Neal 1979-82
Jan Piatnik 1984-88
Shannon Hodge 1988-92
Michelle Frank 1992-94
Angela Sutton 1998-00

#12
Teresa Tinsley 1978-80
Sheri Kaminski 1983-87
Robin Storey 1987-89
Luz Lopez 1989-90
Alison Arnoldi 1990-94
Kristy Parker 1995-97
APRIL TRAYLOR 1998-PRESENT

#13
Lori Smith 1983-84
Chris Davis 1987-91
Jennifer Miller 1995-97
Levys Torres 1999-01

#14
Rose Harper 1977-81
Jill Baker 1982-84
Joye Burroughs 1981-82
Gussie Clark 1984-88
Tanya Fowler 1988-92

#15
Scooby Golden 1978-80

#20
Linda Gray 1978-81
Linda Ann McGowan 1983-86
Christy Derlak 1990-94
Aletha Penn 1994-98
KATELYN VUJAS 1999-PRESENT

#21
Aline Harvis 1987-89
Kristy White 1995-97
Brooke Wyckoff 1997-01

#22
Lynn Dee McDonald 1979-81
Celia Slater 1983-85
Moody Gwyn 1985-86
Wanda Burns 1988-91
Carla Williams 1994-96
Vanessa Fuchs 2000-01

#23
Brenda Cliette 1986-87
Bev Burnett 1985-86
Robin Corn 1987-92
Sharron Washington 1993-94
Arleshia Davidson 1995-99
Shinikki Whiting 1999-00

#24
Kris Podulka 1978-81
Kelli Test 1987-91
Liberty Taylor 1991-95
Jen Robinson 1995-99
Kim Small 2000-01
JAMIL BURRELL PRESENT

#25
Jill Baker 1980-81
Valene Harris 1985-87
Connie Robinson 1991-92
Lako Brown 1997-01

#30
Terri McCarty 1984-85
Sarah Hall 1986-88
Tia Paschal 1989-93
Tanisha Rickman 1994-95
Latavia Coleman 1996-00

#31
Debbie Putz 1980-81
Lahna Wood 1982-83
Cheryl Glover 1985-86
Karen Thomas 1988-90
Lysa Moorefield 1994-98

#32
Penny Stone 1984-85
Terri McCarty 1987-88
Karen Galloway 1989-91
Allison Peercy 1991-95
Mehgan Heaps 1995-97
Molly Beal 1999-01

#33
Cherry Rivers 1976-80
LeeVayne Oliver 1980-84
Bev Burnett 1988-89
Danielle Ryan 1989-93
Kailla Walker 1993-94
Vanessa Fuchs 1997-00
TASHEIKA MORRIS PRESENT

#34
Jackie Arnold 1977-79
Tracy Walker 1989-92

#35
Debra Collins 1988-89
Laine Lasseter 1980-82

#40
Lisa Foglio 1980-83
June Lasseter 1979-80

#41
Tamara Gracey 1998-99
Laine Lasseter 1978-80

#42
Stacy Moneymaker 1983-84
Sarah Hall 1984-85
Sarah Grimes 1987-89
Leslie Waugh 1995-97
GENESIS CHOICE PRESENT

#43
Sue Galkantas 1980-84

#44
Glenda Stokes 1979-80
Meg Fahey 1981-82
Brenda Cliette 1983-84
Angela Tucker 1985-88
Chantelle Dishman 1989-93
Anja Pedersen 1994-95
LAUREN BRADLEY 1999-PRESENT

#45
Meg Schuler 1978-79
Ruthann Burgan 1980-81
Lynn Marnie 1982-83
Ursula Woods 1992-93
Wendy Hampton 1994-98

#50
Nancy Galkantas 1981-83
Veronica Bouknight 1985-86
Maria Lardie 1988-90

#51
Lea Bennett 1998-00

#52
Glenda Stokes 1982-83
Mary Buchanan Berryhill 1986-87, 92-93

#55
Lorraine Rimson 1983-85

sue GALKANTAS

RETIRED NUMBER 43



Sue Galkantas

By the time Sue Galkantas graduated from Florida State in 1984, her name was atop almost every individual statistical category in the Florida State records book. Galkantas was one of the most

prolific scorers ever to play for Florida State, averaging 19.4 points per game in her career — a mark that still ranks number one on the FSU career lists. She scored an unbelievable 2,323 points over her four-year career (1980-84). That total is the most points ever scored by a basketball player — male or female — in Florida State history.

Galkantas shined from the moment she stepped onto the court. In her freshman year, she broke the FSU freshman

scoring record and was named a freshman All-American in numerous publications. By her sophomore year, Galkantas had already scored her 1,000 point and established herself as one of the top 20 scorers in the nation. In addition to her individual ability, Galkantas will be remembered for her contribution to the FSU women's basketball team during her All-American junior season. She led Florida State to a 24-6 record and to its first trip to the NCAA Tournament.

"She is our first bonafide All-American at Florida State," said former FSU coach Janice Dykehouse. "She's the person who is responsible for turning our program around. She could go down in the record books as doing for our program what Dave Cowens did here for the men's program at FSU."

Galkantas was indeed one of the all-time greatest athletes to ever don the Garnet and Gold. She scored in double figures in

115 of 120 career games played and still holds 16 FSU records. In 1989, Galkantas was inducted into the FSU Athletics Hall of Fame. At that time, she added another "first" to her resume as she was the first women's athlete in FSU history to have her number retired.



Tina Thomas, Sue Galkantas, Sue Semrau and Arleshia Davidson at the 30th Anniversary for Women's Athletics celebration in 1998.

the seminoles & POSTSEASON PLAY

1978

State Tournament

South Florida 70, FSU 65
FSU 86, South Florida 61
South Florida 61, FSU 59

1980

FAIAW State Tournament Tampa, Fla.

FSU 100, South Florida 88

AIAW Region Tournament Clinton, Miss.

Mercer 84, F.S.U. 75

1981

FAIA State Tournament

Daytona Beach, Fla.
Miami 79, FSU 70

1982

FAIAW State Tournament Daytona Beach, Fla.

FSU 84, Miami 80
FSU 76, Florida A&M 65

AIAW Region 111 Tournament

FSU 71, Mississippi College 69
Georgia Southern 81, FSU 78
Mississippi Valley 95, FSU 83

National Women's Invitational Tournament

FSU 76, Pepperdine 63
FSU 75, BYU 71
Championship Game — Oregon State 76,
FSU 60
FSU defeated St. Louis via forfeit

1983

NCAA Mideast First Round University, Miss.

Ole Miss 86, FSU 76

1990

NCAA Mideast First Round Tallahassee, Fla.

Penn State 83, FSU 73

1991

NCAA Mideast First Round Tallahassee, Fla.

FSU 96, Appalachian State 57

NCAA Mideast Second Round Tallahassee, Fla.

Western Kentucky 72, FSU 69

2001

NCAA Midwest First Round Ames, Iowa

FSU 72, Tulane 70

NCAA Midwest Second Round Ames, Iowa

Iowa State 85, FSU 70



2000-01 seniors, Brooke Wyckoff, Levys Torres, Lako Brown and Vanessa Fuchs



h o n o r s & A W A R D S

The following is a listing of Lady Seminole accomplishments from 1980 to present. Please contact the Florida State Sports Information Office if you have any information regarding FSU women's basketball awards/accomplishments from the 1970's.

ALL-CONFERENCE TEAMS

- 1988 Bev Burnett - Metro first team
- 1989 Bev Burnett - Metro first team
Chris Davis - Metro second team
- 1990 Wanda Burns - Metro first team
Chris Davis - Metro second team
- 1991 Wanda Burns - Metro first team, player of the year
Chantelle Dishman - Metro first team
Tia Paschal - Metro second team
Connie Robinson - ACC All-Freshman Team
- 1993 Tia Paschal - ACC first team
- 1994 Christy Derlak - ACC second team
- 1996 Latavia Coleman - ACC All-Freshman Team
- 1997 Brooke Wyckoff - ACC All-Freshman Team
- 1998 Latavia Coleman - ACC second team
- 1999 Brooke Wyckoff - ACC third team
April Traylor - ACC All-Freshman Team
- 2000 Latavia Coleman - ACC second team
Brooke Wyckoff - ACC third team
- 2001 Brooke Wyckoff - ACC first team
Levys Torres - ACC third team
April Traylor - ACC third team

CONFERENCE ALL-TOURNAMENT TEAMS

- 1980 Cherry Rivers, Metro
- 1983 Sue Galkantas, Metro
- 1990 Tia Paschal, Metro
- 1991 Wanda Burns, Metro (MVP); Tia Paschal, Metro
- 1993 Tia Paschal - ACC first team
- 2000 Latavia Coleman - ACC first team
- 2001 Brooke Wyckoff - ACC second team

ACC ALL-DEFENSIVE TEAMS

- 2000 Brooke Wyckoff
- 2001 Brooke Wyckoff

ALL-AMERICANS

- Lisa Foglio 1982 All-Region Kodak All-America
- Sue Galkantas 1982 All-Region Kodak All-America
1982 Second Team Freshman All-America
1982 Freshman All-America By *Street & Smith's*
1983 Second Team All-America By *Women's Basketball Yearbook*
- Lorraine Rimson 1984 Freshman All-America
- Bev Burnett 1988 Third Team All-America By
American Women's Sports Federation
- Wanda Burns 1991 Third Team All-America By
American Women's Sports Federation
- Chris Davis 1991 Special Mention All-America By
American Women's Sports Federation

- Tia Paschal 1993 Second Team All-America By
American Women's Sports Federation
- Danielle Ryan 1993 Fourth Team All-America By
American Women's Sports Federation
- Christy Derlak 1993 Special Mention All-America By American
Women's Sports Federation
- Allison Peercy 1993 Special Mention All-America By American
Women's Sports Federation
- Brooke Wyckoff 2001 Second Team All-America by
Women's Basketball News Service


ACADEMIC AWARDS

Metro Conference Commissioner's List

- 1984-85 Maurine Martin, Celia Slater, Penny Stone
- 1985-86 Sarah Hall
- 1986-87 Sarah Hall, Terri McCarty
- 1987-88 Sarah Hall, Terri McCarty
- 1988-89 Bev Burnett, Chris Davis, Luz Lopez,
Robin Storey
- 1989-90 Chris Davis, Kelli Test, Shannon Hodge
- 1990-91 Robin Corn

ACC Postgraduate Scholarship

- 1993-94 Christy Derlak
- 2000-01 Brooke Wyckoff



Brooke Wyckoff

THE RECORD BOOK

Atlantic Coast Conference Honor Roll Selections

1991-92	Robin Corn, Christy Derlak, Danielle Ryan
1992-93	Christy Derlak, Danielle Ryan, Allison Peercy
1993-94	Christy Derlak, Allison Peercy, Liberty Taylor, Angela Atkinson, Michelle Frank
1994-95	Allison Peercy, Liberty Taylor, Katina Cobbins, Wendy Hampton, Anja Pederson
1995-96	Wendy Hampton, Kristen Parker, Leslie Waugh, Carla Williams
1996-97	Arleshia Davidson, Wendy Hampton, Kristen Parker, Leslie Waugh
1997-98	Arleshia Davidson, Vanessa Fuchs, Wendy Hampton, Latrice McLin, Jen Robinson, Leslie Waugh, Brooke Wyckoff
1998-99	Arleshia Davidson, Vanessa Fuchs, Val Linley, Jen Robinson, Lakesha Springle, Angela Sutton, Brooke Wyckoff
1999-00	Latavia Coleman, Molly Beal, Brooke Wyckoff Vanessa Fuchs, Lauren Bradley, Levys Torres, Katelyn Vujas
2000-01	Molly Beal, Lauren Bradley, Vanessa Fuchs, Petra Hofmann, Lakeshia Springle, Brooke Wyckoff

ATLANTIC COAST CONFERENCE SELECT TEAM

1993	Tia Paschal
1994	Christy Derlak

CONFERENCE PLAYERS OF THE WEEK

Bev Burnett	1985-86, 1987-88 (2), 1988-89 (Metro)
Chris Davis	1987-88, 1990-91 (Metro)
Wanda Burns	1989-90 (Metro)
Connie Robinson	1991-92 ACC Rookie of the Week (twice)
Tia Paschal	1990-91 (Metro), 1992-93 (ACC)

Carla Williams	1995-96 (ACC)
Latavia Coleman	1996-97 ACC Rookie of the Week; 1999-00 ACC Player of the Week (twice)
Brooke Wyckoff	1997-98 ACC Rookie of the Week; 2000-01 ACC Player of the Week
April Traylor	1998-99 ACC Rookie of the Week (twice)
Angela Sutton	1998-99 ACC Rookie of the Week
Levys Torres	2000-01 ACC Player of the Week

NATIONAL TEAMS

Sue Galkantas	1981, National Sports Festival
Jan Allen	1982, FAIAW Coach of the Year
Lorraine Rimson	1985, Team USA (Maccabiah Games in Israel)
Sarah Hall	1986, Athletes in Action
Marynell Meadors	1989, Olympic Festival (Head Coach) 1992, U.S.A. Women's Select Team (Assistant Coach)
Kelli Test	1990, AAU National Team
Brooke Wyckoff	1998, USA Select Team; 1999, USA Basketball World University Games Team; 2000, USA Basketball Jones Cup Team
April Traylor	2001, USA Basketball Team Trials

OTHER ACCOMPLISHMENTS

Wanda Burns	Metro All-Rookie Team, 1989
Tia Paschal	Metro All-Rookie Team, 1990
Chantelle Dishman	Metro All-Rookie Team, 1990 Metro Conference Freshman Of The Year, 1990
Marynell Meadors	Metro Conference Coach Of The Year, 1990 & 1991
Sue Semrau	ACC Coach Of The Year, 2001

FSU ATHLETICS HALL OF FAME

Sue Galkantas	1989
Tia Paschal	1999

TIA PASCHAL

FSU ATHLETICS HALL OF FAME 1999 INDUCTEE


The Florida State women's basketball program enjoyed its greatest success during the four-year career of Tia Paschal, who lettered for the Seminoles from 1989 to 1993.

A forward from Thomson, Ga., Paschal was an immediate contributor for Florida State and was a three-year starter after averaging 20 minutes of play as a rookie. She ended her career averaging 19.4 points and 7.4 rebounds as a senior while earning first team All-ACC honors and second team All-America honors by the American Women's Sports Federation. During her career, she helped lead the Seminoles to two consecutive NCAA Tournament appearances in 1989-90 and 1990-91 as well as a Metro Conference championship in the 1990-91 season.

Paschal's versatility made her a weapon in every facet of the game which is evident by the records she still holds at Florida State. She holds the records for points in a game (38), free throws made (14) and attempted (19) in a game and steals in a season (96) and career (269). Paschal is also among FSU's top 10 in six season and seven career records and ranks second all-time in scoring with 1,662 points.

Honors came in abundance for Paschal throughout her career. After redshirting the 1988-89 season with a knee injury, Paschal took the conference by storm as a freshman, earning Metro Conference All-Rookie Team honors. She earned Metro All-Tournament Team honors two seasons and was twice named the conference Player of the Week.

Paschal has continued playing the game that she loves professionally. Since her graduation in criminology in 1993, Paschal's professional overseas experience has included stops in Germany, Sweden and Spain. She also played one season with the Charlotte Sting of the WNBA.



seminoles in THE WNBA

**SEMINOLE STARS WYCKOFF AND TORRES
DRAFTED BY WNBA'S MIRACLE AND SOL**



Photo courtesy of Fernando Medina/NBAE Photos

Florida State standouts Brooke Wyckoff and Levys Torres were both selected in the 2001 WNBA Draft on Friday, April 20th, marking the first time that two Seminoles have been drafted in one year by the women's professional league.

Wyckoff, who went in the second round to the Orlando Miracle, and Torres, who was picked by the Miami Sol in the third round, are just the second and third Seminoles to ever be drafted by the Women's National Basketball Association. Latavia Coleman was drafted in the third round of the 2000 draft by the Houston Comets and then sent to the Indiana Fever in a draft day trade.

"There could not have been two more perfect fits for Levys and Brooke than the teams that picked them," FSU Head Coach Sue Semrau said. "Brooke is very familiar

with many of the Miracle's staff due to her time with USA Basketball and Levys goes to the closest city in all of the United States to her home (Colombia). This caps off such a fun year for this program. It just leaves you smiling."

Wyckoff was chosen the 26th overall pick and is now the highest draft-pick the Seminole women's basketball program has ever produced. The senior from West Chester, Ohio, was a first team All-ACC selection in 2001 and a two-time member of the ACC All-Defensive team. She averaged 15.2 points and 6.7 rebounds per game as a senior on a Seminole team that advanced to the NCAA Tournament for the first time in 10 years.

"Brooke was an All-ACC selection, a two time defensive player of the year in the ACC and she lead their team in blocked shots," Miracle Head Coach Carolyn Peck said. "She's a 6'2" player who can play the three or four positions. She's very smart and a true competitor who has international playing experience





Photo courtesy of the Miami Sol



with USA Basketball as well. Our fans will really enjoy watching her play."

Torres, who played just two seasons at FSU after transferring from nearby Chipola Junior College, was taken fifth in the third round and 37th overall. She averaged 10.8 points and 10.0 rebounds per game in her senior season and was a third team All-ACC selection. The Colombia, South America, native averaged 12.7 points per game over the last 14 games of the year. Early in the season, Torres set an FSU record with 24 points and 24 rebounds against Coppin State.

"I never really thought about realistically playing in the WNBA until this year," Torres said. "During the season, I started to see the difference in my level of play compared to last year and I was hoping that this would happen. Whenever anybody would ask me what team I would want to play for, I always said Miami. When I found out that Miami had drafted me I couldn't believe it. It is just a great day for me."

series RECORDS

AGAINST ALL OPPONENTS

Alabama 4-5

1979-80	L	61-88	
1980-81	W	77-76	(N)
1982-83	W	73-64	(A)
	L	61-64	(H)
1987-88	L	64-70	(H)
1988-89	L	68-70	(A)
1989-90	W	81-76	(A)
1990-91	W	88-65	(H)
1993-94	L	33-87	(N)

Ala-Birmingham 3-5

1978-79	L	85-87	
	L	79-95	
1979-80	L	85-95	(H)
	L	82-96	(H)
1982-83	L	73-75	(A)
1983-84	W	82-75	(H)
1986-87	W	75-62	(H)
1988-89	W	84-68	(A)

Alabama State 0-2

1976-77	L	73-80	
1978-79	L	73-95	

Alaska 1-0

1983-84	W	77-63	(N)
---------	---	-------	-----

Albany State 4-8

1974-75	W	62-55	
	L	43-61	
1975-76	L	50-71	
	L	44-73	
1976-77	L	38-87	
	L	73-80	
1977-78	L	86-94	
1982-83	W	94-52	(H)
1984-85	W	66-60	(H)
1985-86	W	72-69	(A)
1986-87	L	71-72	(H) (OT)

Appalachian State 2-1

1978-79	L	83-89	
1989-90	W	77-62	(H)
1990-91	W	96-57	(H)

Arizona State 0-1

1983-84	L	70-85	(N)
---------	---	-------	-----

Army 1-0

1982-83	W	69-60	(N)
---------	---	-------	-----

Auburn 1-7

1973-74	W	53-52	
1974-75	L	51-64	
1982-83	L	43-73	(A)
1983-84	L	53-72	(H)
1984-85	L	58-76	(A)

1989-90	L	63-80	(A)
1990-91	L	64-79	(H)
1999-00	L	52-55	(H)

Berry College 1-0

1973-74	W	50-33	
---------	---	-------	--

Belhaven 1-0

1979-80	W	81-75	
---------	---	-------	--

Brigham Young 1-1

1981-82	W	75-71	(N)
1983-84	L	61-76	(N)

Butler 0-1

1991-92	L	68-71	(H)
---------	---	-------	-----

California 0-1

1992-93	L	50-69	(N)
---------	---	-------	-----

Cal State-Fullerton ... 1-0

1998-99	W	84-73	(A)
---------	---	-------	-----

Central Florida 7-2

1976-77	W	77-63	
1980-81	W	92-75	(H)
1981-81	W	75-65	(H)
1983-84	W	67-60	(H)
1984-85	L	76-93	(A)
1985-86	L	90-98	(A)
1994-95	W	74-59	(H)
1996-97	W	78-53	(H)
2000-01	W	68-37	(A)

Central Michigan 1-0

1988-89	W	100-78	(N)
---------	---	--------	-----

Central Missouri 0-1

1980-81	L	60-69	(N)
---------	---	-------	-----

Charleston South 1-0

1997-98	W	72-51	(H)
---------	---	-------	-----

Chicago State 2-0

1999-00	W	73-49	(A)
2000-01	W	85-45	(H)

Cincinnati 12-8

1978-79	W	61-57	
1980-81	L	65-91	(A)
1982-83	W	84-61	(N)
1983-84	W	83-72	(H)
1984-85	L	73-83	(A)
1985-86	W	75-72	(H)
	L	45-77	(N)
1986-87	L	53-55	(H)

	W	70-50	(A)
1987-88	L	59-70	(H)
	W	66-58	(A)
	L	76-78	(N)
1988-89	L	45-66	(A)
	W	62-57	(H)
	L	47-57	(N)
1989-90	W	61-44	(H)
	W	57-44	(A)
1990-91	W	90-61	(H)
	W	67-49	(A)
	W	89-51	(N)

Clemson 1-21

1980-81	L	59-78	(N)
1991-92	L	73-80	(A)
	W	79-66	(H)
1992-93	L	69-84	(H)
	L	63-70	(A)
1993-94	L	26-80	(A)
	L	60-75	(H)
1994-95	L	68-72	(A)
	L	64-67	(H)
1995-96	L	74-87	(H)
	L	53-70	(A)
1996-97	L	63-74	(A)
	L	47-71	(H)
1997-98	L	84-87	(H)
	L	55-85	(A)
	L	68-85	(N)
1998-99	L	55-77	(N)
	L	67-71	(H)
1999-00	L	61-73	(H)
	L	58-75	(A)
2000-01	L	66-79	(A)
	L	49-63	(H)

Coll. of Charleston 0-1

1975-76	L	61-93	
---------	---	-------	--

Colorado 1-0

1984-85	W	70-61	(H)
---------	---	-------	-----

Colorado State 1-0

1985-86	W	68-73	(N)
---------	---	-------	-----

Coppin State 1-0

2000-01	W	86-49	(H)
---------	---	-------	-----

Dayton 2-0

1976-77	W	104-33	
1992-93	W	78-65	(H)

Delta State 1-2

1976-77	L	60-106	
1978-79	L	64-93	
1982-83	W	75-67	(N)

Denver 1-0

1980-81 W 93-41 (H)

DePaul . 0-1

1987-88 L 68-82 (A)

Duke 6-17

1991-92 W 67-55 (H)
 W 61-53 (A)
 1992-93 W 84-72 (A)
 W 74-67 (H)
 1993-94 L 60-66 (A)
 W 78-73 (H)
 1994-95 L 68-84 (A)
 L 71-75 (H)
 1995-96 L 30-92 (A)
 L 47-61 (H)
 1996-97 L 46-87 (A)
 L 70-77 (H)
 1997-98 L 76-96 (A)
 L 67-79 (H)
 1998-99 L 72-91 (A)
 L 75-92 (H)
 L 57-90 (N)
 1999-00 L 54-59 (H)
 L 52-87 (A)
 L 65-92 (N)
 2000-01 L 60-73 (H)
 W 71-69 (A)
 L 56-72 (N)

Duquesne 0-2

1996-97 L 58-61 (H)
 1997-98 L 61-92 (A)

East Carolina 0-2

1979-80 L 61-69 (H)
 1980-81 L 67-78 (H)

Eastern Kentucky 1-0

1991-92 W 72-65 (H)

Fairfield 0-1

1984-85 L 64-71 (N)

Flagler 3-4

1973-74 W 53-35 (H)
 L 31-41 (A)
 W 76-38 (H)
 1974-75 L 51-60 (H)
 L 52-59 (H)
 W 59-55 (H)
 L 45-53 (H)

Florida 24-36

1973-74 L 39-49 (H)
 W 52-36 (H)
 W 32-31 (H)
 W 48-45 (H)
 1974-75 L 44-67 (H)
 W 53-47 (H)
 L 41-49 (H)
 W 44-28 (H)
 1975-76 W 65-59 (H)
 L 45-64 (H)
 L 45-68 (H)
 L 39-65 (H)
 1976-77 L 54-80 (H)
 L 65-67 (H)
 L 67-72 (H)
 L 60-72 (H)
 1977-78 W 93-66 (H)
 L 63-102 (H)
 W 100-80 (H)
 1978-79 W 88-79 (H)
 W 91-72 (H)
 W 89-85 (H)
 W 101-94 (H)
 1979-80 W 92-77 (H)
 W 88-84 (H)

..... L 67-78 (H)
 W 84-76 (H)
 L 71-84 (H)
 1980-81 W 90-48 (H)
 L 81-83 (A)
 1981-82 L 60-63 (H)
 W 86-79 (A)
 1982-83 W 68-63 (A)
 W 89-67 (H)
 1983-84 W 74-70 (H)
 L 57-65 (A)
 1984-85 L 43-64 (A)
 L 58-79 (H)
 1985-86 L 68-77 (H)
 L 76-81 (A)
 1986-87 L 65-69 (H)
 L 59-70 (H)
 1987-88 W 71-55 (H)
 1988-89 L 60-63 (A)
 1989-90 W 63-62 (H)
 1990-91 W 79-78 (A)
 1991-92 W 90-78 (H)(OT)
 1992-93 L 78-81 (A)
 1993-94 L 54-73 (H)
 1994-95 L 80-91 (H)
 L 62-81 (A)
 1995-96 L 56-74 (N)
 L 37-76 (H)
 1996-97 L 48-75 (N)
 L 59-77 (A)
 1997-98 L 64-73 (A)
 L 57-69 (H)
 1998-99 L 89-106 (A)
 1999-00 L 74-82 (H)
 2000-01 L 65-79 (A)

Florida Atlantic 5-2

1986-87 L 38-42 (A)
 1991-92 W 96-64 (H)
 1992-93 W 97-67 (H)
 1993-94 L 64-67 (A)
 1994-95 W 69-55 (H)
 1995-96 W 69-46 (A)
 1996-97 W 79-63 (H)

Florida A&M 21-8

1974-75 W 77-34 (H)
 W 47-26 (H)
 1977-78 W 84-59 (H)
 1978-79 L 79-84 (H)
 L 61-77 (A)
 1979-80 W 74-61 (H)
 L 60-67 (A)
 1980-81 W 76-64 (H)
 W 76-61 (A)
 1981-82 L 86-87 (A)
 W 59-58 (H)
 W 76-65 (N)
 1982-83 W 66-60 (A)
 W 82-65 (H)
 1983-84 W 80-64 (A)
 1984-85 L 57-61 (H)
 1985-86 L 65-83 (H)
 1986-87 W 79-72 (H)
 1987-88 L 68-73 (N)
 1988-89 W 75-68 (H)
 1989-90 W 87-60 (H)
 1990-91 W 92-62 (H)
 1991-92 W 100-71 (A)
 1992-93 W 79-58 (H)
 1993-94 W 70-68 (A)
 1994-95 L 65-73 (H)
 1995-96 W 90-65 (A)
 1996-97 W 91-59 (H)
 1997-98 W 79-70 (A)

Florida Internat'l 5-2

1975-76 W 58-35 (H)
 W 81-44 (A)
 1981-82 W 74-64 (H)
 1982-83 W 77-65 (H)
 1997-98 L 63-66 (H)
 1998-99 L 62-75 (H)

1999-00 W 76-55 (A)

Florida Southern 1-0

1979-80 W 97-58 (H)

Fordham 2-0

1984-85 W 88-81 (N)
 2000-01 W 73-52 (A)

Fort Valley 0-1

1974-75 L 43-58 (H)

Fresno State 1-0

1994-95 W 67-62 (N)

Furman 1-0

1995-96 W 60-56 (N)

Georgetown 1-2

1984-85 L 69-77 (A)
 1985-86 W 78-74 (N)

Georgia 0-5

1987-88 L 72-91 (H)
 1988-89 L 70-90 (A)
 1989-90 L 76-80 (H)
 1990-91 L 71-91 (A)
 1998-99 L 72-95 (A)

Georgia Southern 2-5

1974-75 L 53-65 (H)
 1975-76 L 54-83 (H)
 1977-78 L 71-79 (H)
 1980-81 L 79-96 (A)
 1981-82 L 78-81 (H)
 1987-88 W 83-77 (A) (OT)
 1988-89 W 105-78 (H)

Georgia State 0-1

1980 L 96-78 (A)

Georgia Tech 12-11

1974-75 W 58-22 (H)
 1980-81 L 84-97 (A)
 1991-92 L 68-70 (H)
 W 77-66 (A)
 1992-93 W 79-71 (A)
 L 46-61 (H)
 1993-94 L 62-65 (H)
 L 51-63 (A)
 1994-95 W 60-58 (A)
 L 57-68 (H)
 1995-96 L 65-97 (A)
 W 90-85 (H)(OT)
 W 64-51 (N)
 1996-97 L 51-75 (A)
 L 60-68 (H)
 1997-98 W 88-53 (A)
 W 77-56 (H)
 1998-99 L 70-92 (A)
 L 78-86 (H)
 1999-00 W 93-64 (H)
 W 77-74 (A)
 2000-01 W 66-65 (A)
 W 89-69 (H)

Howard 1-0

1988-89 W 101-73 (H)

Idaho 0-1

1983-84 L 74-75 (N)

Indiana 0-1

1980-81 L 76-79 (H)

Iowa State 0-1

2000-01 L 70-85 (N)

THE RECORD BOOK

John Abbott 2-0

1976-77 W 62-60
1977-78 W 71-67

Judson College 1-0

1976-77 W 97-79

Kansas 1-0

1983 W 91-62 (A)

Kent State 1-0

1981 W 80-66 (N)

Kentucky 0-1

1993-94 L 55-58 (N)

Lamar 1-0

1991-92 W 78-67 (N)

Lewis State 2-2

1981-82 W 94-46 (N)

Long Beach State 1-0

1998-99 W 94-64 (H)

Louisiana State 2-2

1989-90 L 65-68 (H)
1990-91 W 89-82 (H)
1991-92 L 88-96 (A)
1992-93 W 79-59 (H)

Louisiana Tech 0-2

1997-98 L 60-86 (A)
1998-99 L 72-88 (H)

Louisville 11-10

1978-79 L 60-94
..... L 73-77
1979-80 L 67-86
..... L 60-77
1981-82 L 73-89 (A)
1982-83 L 56-67 (A)
1983-84 L 65-81 (H)
..... L 77-88 (A)
1984-85 L 74-89 (A)
1985-86 W 67-64 (H)
1986-87 W 66-63 (H)
..... L 64-77 (A)
1987-88 W 99-65 (H)
..... W 73-70 (A)
1988-89 W 65-64 (A)
..... W 82-76 (H)
1989-90 W 69-66 (H)
..... W 77-62 (A)
1990-91 W 83-70 (H)
..... W 86-52 (A)
..... W 83-70 (A)

Loyola 1-0

1999-00 W 102-70 (A)

Maryland 8-15

1991-92 L 64-79 (H)
..... L 70-101 (A)
1992-93 W 68-61 (H)
..... L 61-74 (A)
..... L 68-91 (N)
1993-94 L 54-69 (H)
..... L 39-81 (A)
1994-95 L 56-70 (H)
..... W 66-59 (A)
..... L 56-72 (N)
1995-96 L 49-72 (H)
..... L 63-75 (A)
1996-97 L 58-65 (H)
..... L 59-79 (A)

1997-98 W 53-50 (H)
..... L 49-77 (A)
1998-99 L 76-94 (A)
..... W 69-63 (H)
1999-00 L 67-68 (A)
..... W 66-52 (H)
..... W 65-60 (N)
2000-01 W 69-38 (H)
..... W 77-65 (A)

McNeese State 1-0

1981-82 W 69-62 (N)

Memphis 9-13

1977-78 L 69-91
1978-79 L 78-101
1981-82 L 90-104 (H)
1982-83 W 90-82 (H)
..... W 68-66 (A)
1983-84 L 67-83 (H)
..... L 64-80 (A)
1984-85 L 64-76 (A)
..... L 67-84 (H)
1985-86 L 66-95 (H)
..... L 70-81 (A)
1986-87 L 68-75 (A)
..... L 75-94 (H)
1987-88 L 90-91 (H)
..... L 89-94 (A)
1988-89 W 89-80 (A)
1989-90 W 72-62 (A)
..... W 98-60 (H)
1990-91 W 106-94 (A)
..... W 101-77 (H)

Mercer 3-6

1973-74 L 45-64
1976-77 L 53-96
1978-79 L 73-83
1979-80 L 86-100
..... L 75-84
1980-81 L 76-80 (H)
1983-84 W 66-57 (H)
1999-00 W 74-62 (A)
2000-01 W 69-43 (H)

Miami 18-6

1974-75 W 59-45
1978-79 W 79-53
..... W 79-72
..... W 83-57
1979-80 W 82-64
..... W 93-74
..... W 72-61
1980-81 W 87-73 (H)
..... W 62-55 (A)
..... L 70-79 (N)
1981-82 W 77-74 (A)
..... W 66-52 (H)
..... W 84-80 (N)
1983-84 W 76-64 (N)
1984-85 L 65-79 (A)
..... L 67-74 (H)
1986-87 W 75-74 (A)
..... L 73-80 (H)
1988-89 L 79-88 (H)
..... L 79-88 (A)
1989-90 W 95-66 (H)
1990-91 W 76-62 (A)
1991-92 W 71-69 (H)
1992-93 W 64-61 (A)

Miami (OH) 1-0

1981-82 W 89-68 (N)

Miami Dade CC Dtn ... 1-0

1975-76 W 73-51

Miami Dade CC N. 1-0

1974-75 W 59-40

Miami Dade CC S. 1-1

1974-75 W 59-41
1975-76 L 67-70

Michigan 0-1

1984 L 71-76 (H)

Michigan State 0-1

1994-95 L 69-82 (N)

Middle Tennessee 1-1

1983-84 W 75-67 (H)
1993-94 L 43-66 (A)

Mississippi 2-4

1979-80 L 52-80
1979-80 L 61-73
1981-82 W 63-61 (H)
1982-83 L 76-86 (A)
1996-97 L 52-75 (A)
1997-98 W 64-54 (H)

Mississippi College ... 1-1

1979-80 L 50-90
1981-82 W 71-69 (H)

Mississippi State 1-1

1978-79 L 60-64
1989-90 W 89-62 (H)

Miss U for Women 2-0

1980-81 W 73-70 (A)
1981-82 W 76-54 (H)

Mississippi Valley 0-1

1981-82 L 83-95 (H)

Missouri 0-2

1983-84 L 66-83 (OT) (N)
1995-96 L 47-61 N

Missouri-Kans. City ... 1-0

1990-91 W 66-52 (H)

Montana State 1-0

1991-92 W 89-66 (N)

Montclair State 1-0

1982-83 W 89-81 (OT) (H)

Nebraska 1-0

1982-83 W 100-84 (N)

New Mexico State 1-0

1987-88 W 73-64 (A)

New Orleans 2-3

1978-79 W 101-66
1986-87 L 59-87 (A)
1987-88 L 61-71 (H)
1994-95 L 67-75 (A)
1995-96 W 62-51 (H)

North Carolina 6-18

1981-82 W 77-68 (N)
1982-83 W 75-74 (N)
1987-88 L 79-82 (A)
1991-92 W 70-61 (H)
..... L 52-69 (A)
..... L 69-81 (N)
1992-93 W 85-66 (A)
..... L 60-73 (H)
1993-94 L 61-102 (A)
..... L 48-71 (H)

1994-95	L	52-77	(H)
	L	47-92	(A)
1995-96	L	59-67	(A)
	W	73-64	(H)
1996-97	L	63-88	(H)
	L	56-82	(A)
1997-98	L	77-103	(A)
	L	58-75	(H)
1998-99	L	101-112	(OT)(H)
	L	76-87	(A)
1999-00	L	67-77	(A)
	L	74-78	(H)
2000-01	L	62-75	(H)
	W	80-78	(OT)(A)

N. Carolina-Ashe 2-0

1988-89	W	99-58	(H)
2000-01	W	89-64	(H)

N. Carolina-Char. 0-1

1989-90	L	50-63	(H)
---------	---	-------	-----

NC State 4-16

1991-92	W	76-75	(H)
	W	86-79	(A)
1992-93	L	67-75	(A)
	L	47-57	(H)
1993-94	L	46-51	(H)
	W	59-58	(A)
1994-95	L	68-91	(A)
	L	55-70	(H)
1995-96	L	71-76	(H)
	L	64-78	(A)
1996-97	L	52-88	(H)
	L	36-75	(A)
1997-98	L	60-72	(A)
	L	62-72	(H)
1998-99	L	54-65	(A)
	L	59-84	(A)
1999-00	L	58-62	(H)
	L	62-72	(A)
2000-01	W	74-70	(H)
	L	66-85	(A)

Northeast Missouri... 1-0

1978-79	W	87-67	
---------	---	-------	--

Northern Illinois 1-1

1991-92	W	99-74	(H)
1992-93	L	80-86	(A)

NW Louisiana 1-0

1979-80	W	85-81	
---------	---	-------	--

Old Dominion 0-1

1981-82	L	65-100	(A)
---------	---	--------	-----

Oklahoma State 1-0

1982-83	W	72-52	(N)
---------	---	-------	-----

Oral Roberts 2-1

1979-80	L	68-74	(H)
1991-92	W	104-59	(H)
1992-93	W	74-53	(H)

Oregon State 0-1

1981-82	L	60-76	(N)
---------	---	-------	-----

Pensacola JC 2-0

1975-76	W	73-51	
1976-77	W	86-40	

Penn State 0-3

1982-83	L	84-86	(N)
1983-84	L	68-96	(N)
1989-90	L	73-83	(H)

Pepperdine 1-1

1981-82	W	76-63	(N)
1998-99	L	72-75	(A)

Purdue 1-0

1981-82	W	65-39	(A)
---------	---	-------	-----

Radford 0-1

1985-86	L	80-87	(H)
---------	---	-------	-----

Rhode Island 0-1

1993-94	L	71-76	(H)
---------	---	-------	-----

Rice 1-0

1986-87	W	62-50	(H)
---------	---	-------	-----

Richmond 1-0

1993-94	W	70-66	(N)
---------	---	-------	-----

Rollins College 4-0

1974-75	W	61-48	
1975-76	W	56-43	
	W	64-56	
1976-77	W	87-52	

St. Francis College 1-0

2000-01	W	73-65	(A)
---------	---	-------	-----

St. Joseph 1-0

1982-83	W	59-54	(A)
---------	---	-------	-----

St. Louis 1-0

1980-81	W	78-56	(N)
---------	---	-------	-----

Savannah College 0-1

1974-75	L	48-70	
---------	---	-------	--

Shorter College 0-4

1974-75	L	52-65	
	L	63-78	
	L	36-54	
	L	35-69	

South Alabama 5-3

1976-77	W	87-66	
1978-79	W	76-43	
1980-81	L	79-82	(A)
	W	80-67	(H)
1981-82	W	99-44	(H)
1986-87	L	58-76	(H)
	L	64-99	(H)
1989-90	W	89-82	(N)

South Carolina 2-16

1977-78	L	52-115	
1979-80	L	68-93	
1980-81	L	57-69	(A)
1981-82	L	81-82	(H)
1983-84	L	62-69	(A)
1984-85	L	61-70	(H)
1986-87	L	56-63	(H)
	L	61-64	(A)
1987-88	L	55-85	(H)
	L	86-96	(A)
1988-89	L	82-99	(A)
	L	68-76	(H)
1989-90	L	72-75	(H)
	L	59-75	(A)
1990-91	W	69-60	(A)
	L	91-92	(H)
	W	54-53	(H)

South Florida 30-4

1973-74	W	62-41	
1974-75	W	68-40	

	W	70-53	
1975-76	W	57-41	
1976-77	W	69-46	
1977-78	W	72-58	
	W	84-6	
	L	65-70	
	W	86-61	
	L	59-61	
1978-79	W	89-80	
	W	73-56	
	W	90-56	
1979-80	W	87-58	
	W	100-88	
1980-81	W	79-41	(H)
	W	71-61	(A)
1981-82	W	80-60	(A)
	W	77-49	(H)
1982-83	W	71-52	(H)
1983-84	W	81-73	(A)
1984-85	L	71-79	(H)
	W	74-69	(A)
1985-86	W	58-47	(A)
	W	78-68	(H)
1988-89	W	85-74	(H)
	W	94-85	(A)
1992-93	W	87-68	(H)
1994-95	W	64-45	(H)
1995-96	W	56-55	(N)
1996-97	W	68-59	(A)
1997-98	W	71-59	(N)
1998-99	W	83-74	(H)
1999-00	L	74-84	(A)

SE Louisiana 1-1

1979-80	L	70-73	
1980-81	W	94-68	(A)

Southern Illinois 0-1

1994-95	L	52-56	(N)
---------	---	-------	-----

Southern Miss 4-16

1979-80	L	65-107	
1980-81	L	69-73	(A)
1981-82	L	84-94	(H)
1983-84	L	75-84	(A)
	L	53-58	(H)
1984-85	L	52-81	(A)
	L	61-66	(H)
1985-86	L	67-74	(A)
	L	76-89	(H)
1986-87	W	64-62	(A)
	L	75-84	(H)
1987-88	L	60-69	(H)
	L	68-84	(A)
1988-89	W	78-75	(H)
	L	66-84	(A)
1989-90	L	73-77	(A)
	W	97-72	(H)
	L	78-90	(N)
1990-91	W	96-76	(H)
	L	90-93	(A)

SW Missouri State 0-3

1990-91	L	63-68	(A)
1996-97	L	52-66	(A)
1997-98	L	57-68	(H)

Stanford 1-0

1983-84	W	73-58	(N)
---------	---	-------	-----

Stetson 11-4

1976-77	W	78-29	
	W	72-57	
1978-79	L	61-63	
	W	89-56	
1981-82	W	81-54	(H)
1982-83	W	102-42	(H)
	W	77-64	(A)
1985-86	W	76-72	(A)
	L	68-74	(H)

THE RECORD BOOK

1986-87	L	50-55	(H)
1987-88	L	69-75	(A)
1988-89	W	70-64	(H)
1989-90	W	77-70	(A)
1990-91	W	114-71	(H)
1996-97	W	80-56	(H)

St. John's 1-0
1999-00 W 64-56 (N)

Talladega College 0-1
1975-76 L 55-100

Tampa 6-0
1974-75 W 48-36
1975-76 W 66-48
..... W 82-50
1981-82 W 90-50 (H)
1985-86 W 88-77 (H)
1994-95 W 64-62 (H)

Temple 1-1
1982-83 W 74-69 (A)
1995-96 L 67-72 (N)

Tennessee 0-2
1984-85 L 56-67 (H)
1985-86 L 43-89 (A)

Tennessee-Chatt. 1-4
1982-83 W 94-77 (N)
1993-94 L 85-86 (A)
1995-96 L 58-60 (H)
1999-00 L 69-78 (H)
2000-01 L 67-72 (A)

Tennessee Tech 1-0
1992-93 W 88-72 (N)

Texas 0-1
1983-84 L 43-89 (N)

Texas Tech 0-1
1994-95 L 44-66 (N)

Tift 1-0
1974-75 W 58-47

Toledo 1-0
1986-87 W 80-64 (H)

Troy State 1-1
1977-78 W 71-61
1979-80 L 78-92

Tulane 11-7
1978-79 L 65-78
1979-80 L 74-95
..... L 65-75
1980-81 L 60-70 (A)
1981-82 W 89-70 (H)
1982-83 W 81-56 (H)
..... W 91-65 (A)
1983-84 L 71-77 (A)
..... W 86-79 (H)
1984-85 L 56-59 (A)
..... W 81-47 (H)
1985-86 W 71-70 (H)
..... L 60-75 (A)
1989-90 W 103-66 (H)
..... W 100-45 (A)
1990-91 W 87-60 (H)
..... W 104-66 (A)
2000-01 W 72-70 (N)

Tulsa 2-0
1998-99 W 76-67 (A)
1999-00 W 77-70 (H)

Valdosta State 1-11
1974-75 L 42-53
..... L 50-54
..... L 32-49
1975-76 L 44-91
..... L 50-101
1976-77 L 65-104
..... L 60-92
1977-78 L 57-92
1980-81 L 58-62 (N)
1981-82 W 82-69 (N)
1986-87 L 66-75 (H)
1987-88 L 77-83 (A)

Virginia 2-21
1990-91 L 77-92 (A)
1991-92 L 60-87 (H)
..... L 43-81 (A)
1992-93 L 66-78 (H)
..... L 68-76 (A)
1993-94 L 56-82 (A)
..... L 50-59 (H)
1994-95 L 60-76 (H)
..... L 45-79 (A)
1995-96 L 58-91 (A)
..... L 40-81 (H)
..... L 50-83 (N)
1996-97 L 57-67 (H)
..... L 44-73 (A)
1997-98 L 62-75 (A)
..... L 76-83 (OT)(H)
1998-99 L 71-80 (H)
..... L 55-73 (A)
1999-00 L 73-76 (H)
..... L 59-74 (A)
2000-01 W 60-58 (H)
..... L 65-77 (A)
..... W 83-77 (N)

Virginia Tech 11-8
1979-80 W 67-57
..... L 54-77
1981-82 W 93-82 (A)
1983-84 L 63-68 (A)
1984-85 W 85-77 (H)
..... L 65-86 (N)
1985-86 L 68-73 (A)
1986-87 L 78-91 (A)
..... W 70-65 (H)
..... L 67-68 (N)
1987-88 W 61-59 (H)
..... L 81-97 (A)
1988-89 L 67-68 (A)

..... W 69-66 (H)
1989-90 W 68-64 (A)
..... W 69-52 (H)
1990-91 W 78-64 (A)
..... W 76-53 (H)
2000-01 W 77-57 (H)

Wake Forest 9-13
1991-92 W 86-83 (A)
..... L 64-67 (H)
1992-93 L 53-57 (A)
..... W 77-73 (H)
1993-94 W 66-60 (H)
..... L 79-82 (A)
..... L 57-72 (N)
1994-95 W 68-61 (A)
..... L 61-66 (H)
1995-96 L 71-88 (H)
..... L 52-54 (A)
1996-97 L 68-79 (A)
..... L 59-70 (N)
1997-98 W 64-63 (H)
..... W 63-56 (A)
1998-99 W 80-57 (H)
..... L 68-80 (A)
1999-00 L 59-64 (A)
..... W 76-47 (H)
2000-01 L 69-79 (A)
..... W 73-61 (H)

Western Carolina 1-0
1998-99 W 83-39 (H)

Western Kentucky ... 0-2
1983-84 L 74-79 (N)
1990-91 L 69-72 (N)

West Florida 1-0
1975-76 W 100-16

West Georgia 2-2
1975-76 L 61-88
1976-77 L 54-79
1978-79 W 73-59
1985-86 W 67-57 (H)

Wisconsin 1-0
1987-88 W 100-67 (H)

Wisc. Green Bay 0-1
1994-95 L 60-88 (N)

Xavier 0-1
2000-01 L 72-75 (A)



coaches

YEAR-BY-YEAR



Millie Usher



Dianne Murphy



Jan
Dykehouse Allen



Marynell Meadors



Chris Gobrecht



Sue Semrau

YEAR-BY-YEAR RECORD

YEAR	COACH	OVERALL		
		W	L	PCT
1973-74	Millie Usher	8	3	.727
1974-75	Millie Usher	15	17	.469
1975-76	Millie Usher	11	12	.478
1976-77	Dianne Murphy	10	12	.455
1977-78	Dianne Murphy	8	8	.500
1978-79	Dianne Murphy	17	15	.531
1979-80	Janice Dykehouse	13	22	.371
1980-81	Janice Dykehouse	14	15	.483
1981-82	Janice Dykehouse	28	10	.737
1982-83	Janice Dykehouse	24	6	.800
1983-84	Janice Dykehouse	13	18	.419
1984-85	Janice Dykehouse-Allen	7	21	.250
1985-86	Janice Dykehouse-Allen	12	16	.429
1986-87	Marynell Meadors	9	19	.321
1987-88	Marynell Meadors	9	18	.333
1988-89	Marynell Meadors	16	11	.593
1989-90	Marynell Meadors	21	9	.700
1990-91	Marynell Meadors	25	7	.781
1991-92	Marynell Meadors	17	11	.607
1992-93	Marynell Meadors	13	14	.482
1993-94	Marynell Meadors	6	21	.222
1994-95	Marynell Meadors	8	22	.267
1995-96	Marynell Meadors	8	20	.286
1996-97	Chris Gobrecht	5	22	.185
1997-98	Sue Semrau	9	18	.333
1998-99	Sue Semrau	7	20	.259
1999-00	Sue Semrau	12	17	.414
2000-01	Sue Semrau	19	12	.613
1973-01	27-Year Totals	363	416	.466

ALL-TIME ASSISTANT COACHES

Allen, Wayne	1984-87
Brown, Julie*	1988-90

Browne, Anucha*	1985-86
Cooney, Margaret*	1980-81
Davies, Leslie	1997-00
Gaw, Wrenetta*	1986-88
Gernatt, Theresa	1996-Present
Glover, Freda	1987-93
Hartmann, Terri*	1984-85
Heintz, Roy	2000-Present
Johnson, Angie	1997-Present
Jordan, Kelly	1984-86
Kraemer, Karen*	1991-93
Lang, Erika	1996-97
Lent, Michele*	1983-84
Markey, Robyn	1986-92
McNelis, Dennis	1980-83
Narbut, Buz	1983-84
Owen, Heidi*	1981-83
Panek, Sue	1993-96
Polk, Jonelle	1994-96
Rivers, Cherry	1981-84
Schmidt, Mark	1992-96
Sheffield, Ed*	1990-91
Sowada, Karen	1996-97

*Denotes Graduate Assistants

FLORIDA STATE HEAD COACHES

COACH	YEARS	WINS	LOSSES	PCT
Sue Semrau	1997-01	47	67	.412
Chris Gobrecht	1996-97	5	22	.185
Marynell Meadors	1986-96	132	152	.465
Janice Dykehouse-Allen	1979-86	111	108	.507
Dianne Murphy	1976-79	35	35	.500
Millie Usher	1973-76	34	32	.515
TOTALS	1973-01	364	416	.467

year-by-year RESULTS

1973-76

**HEAD COACH
MILLIE USHER**

1973-74 (8-3)

Florida	39- 49	L
Barry College	50- 33	W
Florida	52- 36	W
Flagler	53- 35	W
Florida	32- 31	W
Mercer	45- 64	L
Flagler	31- 41	L
South Florida	62- 41	W
Flagler	76- 38	W
Florida	48- 45	W
Auburn	53- 52	W



1974-75 (15-17)

Albany State	62- 55	W
Valdosta State	42- 53	L
Florida A&M	77- 34	W
Shorter College	52- 65	L
Shorter College	63- 78	L
Savannah State	48- 70	L
South Florida	68- 40	W
Miami-Dade South	59- 41	W
Rollins College	61- 48	W
Florida	44- 67	L
Flagler	51- 60	L
Florida	53- 47	W
Georgia Tech	58- 22	W
Shorter College	36- 54	L
Tift	58- 47	W
Valdosta State	50- 54	L
Albany State	43- 61	L
Florida A&M	47- 26	W
Florida	41- 49	L
Tampa	48- 36	W
Flagler	52- 59	L
Miami	59- 45	W
South Florida	70- 53	W
Florida	44- 28	W
Flagler	59- 55	W
Flagler	45- 53	L
Miami-Dade North	59- 40	W
Auburn	51- 64	L
Fort Valley	43- 58	L



1975-76 (11-12)

Rollins	56- 43	W
Albany State	50- 71	L
West Florida	100- 16	W
South Florida	57- 41	W
Tampa	66- 48	W
Rollins	64- 56	W
Valdosta State	44- 91	L
Tampa	82- 50	W
West Georgia	61- 88	L
Talladega College	55-100	L
College of Charleston	61- 93	L
Albany State	44- 73	L
Miami-Dade South	67- 70	L
Florida International	58- 35	W
Pensacola Jr College	73- 51	W
Florida	65- 59	W
Georgia Southern	54- 83	L
Florida	45- 64	L
Miami-Dade Dntn	73- 51	W
Florida International	81- 44	W
Florida	45- 68	L
Valdosta State	50-101	L
Florida	39- 55	L

1976-79

**HEAD COACH
DIANNE MURPHY**



1976-77 (10-12)

Albany State	38- 87	L
Mercer	53- 96	L
Florida	54- 80	L
Valdosta State	65-104	L
John Abbott College	62- 60	W
Stetson	78- 29	W
Florida	65- 67	L
Rollins	87- 52	W
Central Florida	77- 63	W
Dayton	104- 33	W
South Alabama	87- 66	W
Albany State	65- 79	L
Alabama State	73- 80	L
West Georgia	54- 79	L
Judson College	97- 79	W
Stetson	72- 57	W
Pensacola Jr College	86- 40	W
Valdosta State	60- 92	L
South Florida	69- 46	W
Florida	67- 72	L
Florida	60- 72	L
Delta State	60-106	L

1977-78 (8-8)

Valdosta State	57- 92	L
Florida	93- 66	W
Troy State	71- 67	W
South Florida	72- 58	W
Memphis State	69- 91	L
South Carolina	52-115	L
Georgia Southern	71- 79	L
John Abbott College	71- 67	W
Florida A&M	84- 69	W
Florida	63-102	L
South Florida (OT)	84- 76	W
South Florida*	65- 70	L
South Florida*	86- 61	W
South Florida*	59- 61	L

**State Tournament*

1978-79 (17-15)

Mississippi State	60- 64	L
South Alabama	76- 43	W
Mercer	73- 83	L
NE Missouri	87- 61	W
Stetson	61- 63	L
South Florida	89- 80	W
Florida	88- 79	W
New Orleans	64- 62	W
Tulane	65- 78	L
Louisville	60- 94	L
Cincinnati	61- 57	W
Alabama-Birmingham	85- 87	L
Memphis State	78-101	L
South Florida	73- 56	W
Florida	91- 72	W
Miami	79- 53	W

New Orleans	101- 66	W
Florida A&M	79- 84	L
Louisville	73- 77	L
West Georgia	73- 59	W
Alabama State	73- 95	L
Alabama-Birmingham	79- 95	L
Miami	74- 95	L
Appalachian State	83- 89	L
Winthrop College	63- 71	L
Florida A&M	61- 77	L
Stetson	89- 56	W
South Florida	90- 56	W
Miami	73- 57	W
Florida	89- 85	W
Florida	101- 94	W
Delta State	64- 93	L

1979-86

**HEAD COACH
JAN DYKEHOUSE
ALLEN**



1979-80 (13-22)

Mississippi	61- 73	L
Alabama-Birmingham	85- 95	L
South Carolina	68- 93	L
South Florida	87- 58	W
Florida A&M	74- 61	W
Southern Mississippi	65-107	L
Troy State	78- 92	L
Belhaven	81- 75	W
Miami	82- 64	W
Oral Roberts	68- 74	L
Virginia Tech	67- 57	W
Louisville	67- 86	L
Tulane	74- 95	L
Mississippi College	50- 90	L
Alabama	61- 88	L
Alabama-Birmingham	82- 96	L
Florida	92- 77	W
Miami	93- 74	W
East Carolina	61- 69	L
Mississippi	52- 80	L
Louisville	60- 77	L
Mercer	86-100	L
Northwest Louisiana	85- 81	W
Florida	88- 84	W
Florida Southern	97- 58	W
Virginia Tech	54- 77	L
Southeast Louisiana	70- 73	L
Tulane	65- 75	L
Florida A&M	60- 67	L
South Florida	100- 88	W
Florida	67- 78	L
Miami	72- 61	W
Florida	84- 76	W
Florida	71- 84	L
Mercer	75- 84	L



1980-81 (14-15)

11/20 Georgia Tech	(A)	84- 97	L
11/21 Georgia Southern	(A)	79- 96	L
11/25 South Alabama	(A)	79- 82	L
11/28 Valdosta State*	(N)	58- 62	L
11/29 Alabama*	(N)	77- 76	W
12/3 Florida	(H)	90- 48	W
12/6 Miami	(H)	87- 73	W
12/12 Central Florida	(H)	92- 75	W
12/13 Denver	(H)	93- 41	W
12/18 Miss U/Women**	(A)	73- 70	W
12/19 Central Missouri**	(N)	60- 69	L
12/20 Clemson**	(N)	59- 78	L
1/7 Indiana	(H)	76- 79	L
1/8 East Carolina	(H)	67- 78	L
1/10 Cincinnati	(A)	65- 91	L
1/14 Florida A&M	(H)	76- 64	W
1/16 South Florida	(H)	79- 41	W
1/22 S.E. Louisiana	(A)	94- 68	W
1/24 Southern Miss	(A)	69- 73	L
1/26 Mercer	(H)	76- 80	L
1/29 South Carolina	(A)	57- 69	L
1/31 Miami	(A)	62- 55	W
2/5 Tulane+	(A)	60- 70	L
2/7 St. Louis+	(N)	78- 56	W
2/11 Florida	(A)	81- 83	L
2/12 South Florida	(A)	71- 61	W
2/14 Florida A&M	(A)	76- 61	W
2/16 South Alabama	(H)	80- 67	W
2/17 Miami++	(N)	70- 79	L

*Lady Sunshine Classic, Orlando, FL
**MUW Christmas Tournament, Columbus, MS
+Metro Conference Tournament, New Orleans, LA
++FAIA State Tournament, Daytona Beach, FL



1981-82 (28-10)

11/23 Stetson	(H)	81- 54	W
11/26 McNeese State*	(N)	69- 62	W
11/28 Valdosta State*	(N)	82- 69	W
12/1 Central Florida	(H)	75- 65	W
12/4 Kent State**	(N)	80- 66	W
12/5 Purdue**	(A)	65- 39	W
12/8 Florida	(H)	60- 63	L
12/11 Fla International	(A)	74- 64	W
12/12 Miami	(A)	77- 74	W
12/19 South Alabama	(H)	99- 44	W
1/2 Lewis University+	(A)	94- 46	W
1/3 Miami-Ohio+	(A)	89- 68	W
1/5 North Carolina+	(A)	77- 68	W
1/8 South Florida	(A)	80- 60	W
1/11 Miss U - Women	(H)	76- 54	W

1/13 Florida	(A)	86- 79	W
1/16 Virginia Tech	(A)	93- 72	W
1/17 Old Dominion	(A)	65-100	L
1/20 Florida A&M	(A)	86- 87	L
1/25 Memphis State	(H)	90-104	L
1/27 South Carolina	(H)	81- 82	L
1/30 Southern Miss	(H)	84- 94	L
2/6 Louisville	(A)	73- 89	L
2/8 Tulane	(A)	89- 70	W
2/10 Florida A&M	(H)	59- 58	W
2/13 Miami	(H)	66- 52	W
2/15 Mississippi	(H)	63- 61	W
2/20 Tampa	(H)	90- 50	W
2/22 South Florida	(H)	77- 49	W
3/4 Miami++	(N)	84- 80	W
3/6 Florida A&M++	(N)	76- 65	W
3/11 Mississippi Coll^	(H)	71- 69	W
3/11 Ga Southern^	(H)	78- 81	L
3/12 Miss Valley^	(H)	83- 95	L
3/13 Pepperdine^	(H)	76- 63	W
Brigham Young#	(N)	75- 71	W
St. Louis# (forfeit)	(N)	2- 0	W
Oregon State#	(N)	60- 76	L

*Lady Seminole Classic, Tallahassee, FL
**Boilermaker Premier, W. Lafayette, IN
+Hurricane New Year's Classic, Miami, FL
++FAIAW State Tournament, Daytona Beach, FL
^ALAW Region III Tournament
#NWIT



1982-83 (24-6)

11/26 Tenn-Chatt*	(H)	94- 77	W
11/27 North Carolina*	(H)	75- 74	W
12/1 Albany State	(H)	94- 52	W
12/4 Stetson	(H)	102- 42	W
12/6 Alabama	(A)	73- 64	W
12/10 Penn State**	(N)	84- 86	L
12/11 Delta State**	(N)	75- 67	W
12/31 Nebraska+	(N)	100- 84	W
1/2 Army+	(N)	69- 60	W
1/3 Oklahoma State+	(N)	72- 52	W
1/6 Temple	(A)	74- 69	W
1/7 St. Joseph's	(A)	59- 54	W
1/11 Montclair St (OT)	(H)	89- 81	W
1/15 Tulane	(H)	81- 56	W
1/17 Memphis State	(A)	90- 82	W
1/19 Florida A&M	(A)	66- 60	W
1/22 Alabama-Birm	(A)	73- 75	L
1/24 Auburn	(A)	43- 73	L
1/27 Florida	(A)	68- 63	W
1/28 Stetson	(A)	77- 64	W
2/3 South Florida	(H)	71- 52	W
2/5 Tulane	(A)	91- 65	W
2/9 Florida A&M	(H)	82- 65	W
2/12 Fla International	(H)	77- 65	W
2/16 Alabama	(H)	61- 64	L
2/19 Florida	(H)	89- 67	W
2/26 Memphis State	(A)	68- 66	W
3/7 Louisville++	(A)	56- 67	L
3/8 Cincinnati++	(N)	84- 61	W
3/18 Mississippi^	(A)	76- 86	L

*Lady Seminole Classic, Tallahassee, FL
**Mid-American Classic, Columbia, MO
+Hurricane New Year's Classic, Miami, FL
++Metro Conference Tournament, Louisville, KY
^First Round NCAA Playoff

THE RECORD BOOK

1983-84 (13-18)

11/18	Arizona State*	(A)	70- 85	L
11/19	Brigham Young*	(A)	61- 76	L
11/26	Middle Tenn State	(H)	75- 67	W
12/2	West Kentucky**	(A)	74- 79	L
12/3	Kansas**	(A)	91- 62	W
12/5	Central Florida	(H)	67- 60	W
12/10	South Florida	(A)	81- 73	W
12/15	Alabama-Birm	(H)	82- 75	W
1/2	Penn State+	(A)	68- 96	L
1/3	Stanford+	(A)	73- 58	W
1/5	Missouri (OT)+	(A)	82- 75	W
1/10	Louisville	(H)	65- 81	L
1/13	Miami++	(H)	76- 64	W
1/14	Mercer++	(H)	66- 57	W
1/20	Florida	(H)	74- 70	W
1/23	Memphis State	(H)	67- 83	L
1/28	Tulane	(A)	71- 77	L
1/30	Southern Miss	(A)	75- 84	L
2/2	Auburn	(H)	53- 72	L
2/4	Virginia Tech	(A)	63- 68	L
2/6	South Carolina	(A)	62- 69	L
2/11	Southern Miss	(H)	53- 58	L
2/13	Florida	(A)	57- 65	L
2/15	Florida A&M	(H)	80- 64	W
2/20	Tulane	(H)	86- 79	W
2/23	Alaska^	(A)	77- 63	W
2/24	Texas^	(N)	43- 89	L
2/26	Idaho^	(N)	74- 75	L
3/5	Cincinnati#	(N)	83- 72	W
3/7	Memphis State#	(N)	64- 80	L
	Louisville		77- 88	L

*Lady Buff Classic, Boulder, CO
 **Louisville Tech Classic, Louisville, KY
 +Miami Masonic Classic, Miami, FL
 ++Dival Hotel Classic, Tallahassee, FL
 ^Northern Lights Shootout, Anchorage, AK
 #Metro Conference Tournament, Cincinnati, OH



1984-85 (7-21)

11/14	Albany State	(H)	66- 60	W
11/23	Colorado	(H)	70- 61	W
11/26	Georgetown	(A)	69- 77	L
12/3	Central Florida	(H)	76- 93	L
12/7	Michigan	(H)	71- 76	L
12/8	Wichita State	(H)	54- 70	L
12/15	Miami	(A)	65- 79	L
12/31	Fordham*	(A)	88- 81	W
1/2	Fairfield*	(A)	64- 71	L
1/6	Virginia Tech	(H)	85- 77	W
1/10	Cincinnati	(A)	73- 83	L
1/12	Louisville	(A)	74- 89	L
1/14	S Florida (OT)	(H)	71- 69	W
1/16	Florida	(A)	43- 64	L
1/19	South Carolina	(H)	61- 70	L
1/24	Southern Miss	(A)	61- 66	L
1/26	Tulane	(A)	56- 59	L
1/30	Auburn	(A)	58- 76	L
2/8	Tennessee	(H)	56- 67	L
2/10	Tulane	(H)	81- 47	W
2/12	Florida A&M	(H)	57- 61	L
2/16	Southern Miss	(H)	61- 66	L
2/26	Florida	(H)	58- 79	L

2/23	Memphis State	(H)	64- 76	L
2/25	Miami	(H)	67- 74	L
	Memphis State		67- 84	L
3/1	South Florida	(A)	74- 69	W
3/3	Virginia Tech**	(N)	65- 86	L

*Women's Court Classic, Miami, FL
 **Metro Conference Tournament, Hattiesburg, MS



1985-86 (12-16)

11/23	West Georgia	(H)	67- 57	W
11/26	Ga Southwest	(H)	51- 58	L
11/29	Colorado State*	(A)	68- 53	W
11/30	Monmouth (3OT)*	(A)	81- 69	W
12/4	Tampa	(H)	88- 77	W
12/6	Georgetown**	(H)	78- 74	W
12/7	Radford (OT)**	(H)	80- 87	L
12/16	Stetson	(A)	76- 72	W
1/2	South Carolina	(A)	57- 81	L
1/4	Virginia Tech	(A)	68- 73	L
1/11	Louisville	(H)	67- 64	W
1/13	Cincinnati	(H)	75- 72	W
1/18	Central Florida	(A)	90- 98	L
1/20	South Florida	(A)	58- 47	W
1/22	Florida	(H)	68- 77	L
1/24	Tulane	(H)	71- 70	W
1/26	Tennessee	(H)	43- 89	L
1/30	Albany State	(A)	72- 69	W
2/1	Memphis State	(A)	66- 95	L
2/6	Southern Miss	(H)	76- 89	L
2/8	Tulane	(A)	60- 75	L
2/10	South Florida	(H)	78- 68	W
2/13	Florida A&M	(H)	65- 83	L
2/15	Southern Miss	(H)	76- 89	L
2/19	Florida	(A)	76- 81	L
2/22	Memphis State	(A)	70- 81	L
2/26	Stetson	(H)	68- 74	L
3/1	Cincinnati+	(A)	45- 77	L

*Pizza Hut Classic
 **Southernaire Invitational, Tallahassee, FL
 +Metro Conference Tournament, Columbia, SC

1986-96 HEAD COACH MARYNELL MEADORS



1986-87 (9-19)

12/1	Albany State (OT)	(H)	71- 72	L
------	-------------------	-----	--------	---

12/5	Toledo*	(H)	80- 64	W
12/6	Rice*	(H)	62- 50	W
12/13	Stetson	(H)	50- 55	L
12/15	Miami	(A)	75- 74	W
12/16	Florida Atlantic	(A)	38- 42	L
12/18	Alabama-Birm	(H)	75- 62	W
12/30	Valdosta State	(H)	66- 75	L
1/3	Virginia Tech	(A)	78- 91	L
1/10	Louisville	(H)	66- 63	W
1/12	Cincinnati	(H)	53- 55	L
1/14	Florida	(A)	65- 69	L
1/16	South Alabama	(A)	58- 76	L
1/19	South Carolina	(H)	56- 63	L
1/24	Southern Miss	(A)	64- 62	W
1/26	Memphis State	(A)	68- 75	W
1/29	Miami	(H)	73- 80	L
1/31	Virginia Tech	(H)	70- 65	W
2/3	South Alabama	(H)	64- 99	L
2/7	Louisville	(A)	64- 77	L
2/9	Cincinnati	(A)	70- 50	W
2/12	Florida A&M	(H)	79- 72	W
2/16	South Carolina	(A)	61- 64	L
2/19	Florida	(H)	59- 70	L
2/21	Southern Miss	(H)	75- 84	L
2/23	Memphis State	(H)	67- 94	L
2/25	New Orleans	(A)	59- 87	L
3/5	Virginia Tech**	(N)	67- 88	L


*Tallahassee Hilton Classic, Tallahassee, FL
 **Metro Conference Tournament, Blacksburg, VA



1987-88 (9-18)

11/27	New Mexico State*	(N)	73- 64	W
11/28	DePaul*	(N)	68- 82	L
12/4	Wisconsin**	(H)	100- 67	W
12/5	W Virginia (OT)**	(H)	68- 58	W
12/12	Stetson	(A)	69- 75	L
12/16	Ga Southern (OT)	(A)	83- 77	W
12/18	North Carolina	(A)	79- 82	L
1/3	Georgia	(H)	72- 91	L
1/6	Wisc-Green Bay	(H)	64- 67	L
1/13	New Orleans	(H)	61- 71	L
1/16	Memphis St (OT)	(H)	90- 91	L
1/18	Southern Miss	(H)	60- 69	L
1/21	Florida A&M	(H)	68- 73	L
1/25	South Carolina	(H)	55- 85	L
1/28	Valdosta State	(A)	77- 83	L
1/30	Virginia Tech	(H)	61- 59	W
2/1	Alabama	(H)	64- 70	L
2/6	Cincinnati	(H)	59- 70	L
2/8	Louisville	(H)	99- 65	W
2/13	Memphis State	(A)	89- 94	L
2/15	Southern Miss	(A)	68- 84	L
2/20	Virginia Tech	(A)	81- 97	L
2/22	South Carolina	(A)	86- 96	L
2/27	Florida	(H)	71- 55	W
1/8	Louisville	(A)	73- 70	W
1/10	Cincinnati	(A)	66- 58	W
2/10	Cincinnati+	(A)	76- 78	L

*Coopers & Lybrand Invitational
 **Tallahassee Hilton Classic, Tallahassee, FL
 +Metro Conference Tournament, Tallahassee, FL



1988-89 (16-11)

11/25	Central Michigan*	(N)	100- 78	W
11/26	Miami*	(N)	85- 96	L
12/2	N. Carolina-Ash**	(H)	99- 58	W
12/3	Ga Southern**	(H)	105- 78	W
12/11	Miami	(A)	79- 88	L
12/13	Florida	(A)	60- 65	L
12/17	Stetson	(H)	70- 64	W
12/19	Alabama-Birm	(A)	84- 68	W
1/2	Southern Miss	(H)	78- 75	W
1/9	Memphis State	(H)	95- 75	W
1/14	Cincinnati	(A)	45- 66	L
1/16	Louisville	(A)	65- 64	W
1/21	Virginia Tech	(A)	67- 68	L
1/23	South Carolina	(A)	82- 99	L
1/25	South Florida	(H)	85- 74	W
1/28	Virginia Tech	(H)	69- 66	W
1/30	Alabama	(A)	68- 70	L
2/4	Southern Miss	(A)	66- 84	L
2/6	Howard	(H)	101- 73	W
2/9	Florida A&M	(H)	75- 68	W
2/11	Cincinnati	(H)	62- 57	W
2/13	Louisville	(H)	82- 76	W
2/16	Georgia	(A)	70- 90	L
2/20	South Carolina	(H)	68- 76	L
2/24	South Florida	(A)	94- 85	W
3/2	Memphis State	(A)	89- 80	W
3/8	Cincinnati+	(N)	47- 57	L

*Lady Sunshine Classic, Lake Mary, FL
 **Tallahassee Hilton Classic, Tallahassee, FL
 +Metro Conference Tournament, Memphis, TN



1989-90 (21-9)

11/24	S. Alabama (2 OT)*	(N)	89- 82	W
11/25	Louisiana State*	(A)	65- 68	L
12/1	Miss State**	(H)	89- 62	W
12/2	N. C.-Charlotte**	(H)	50- 63	L
12/6	Alabama	(A)	81- 76	W
12/18	Stetson	(A)	77- 70	W
12/30	Appalachian State	(H)	77- 62	W
1/4	Georgia Southern	(A)	80- 49	W
1/6	Virginia Tech	(A)	68- 64	W
1/8	Tulane	(H)	103- 66	W
1/10	Florida	(H)	63- 62	W
1/13	Louisville (OT)	(H)	69- 66	W
1/15	Cincinnati	(H)	61- 44	W
1/17	Auburn	(A)	63- 80	L
1/22	South Carolina	(H)	72- 75	L

1/27	Southern Miss	(A)	73- 77	L
1/28	Memphis State	(A)	72- 62	W
2/3	Virginia Tech	(H)	69- 52	W
2/5	Tulane	(A)	100- 45	W
2/10	Louisville	(A)	77- 62	W
2/12	Cincinnati	(A)	57- 44	W
2/15	Florida A&M	(A)	87- 60	W
2/17	Miami	(H)	95- 66	W
2/21	Georgia	(H)	76- 80	L
2/24	Southern Miss	(H)	97- 72	W
2/26	Memphis State	(H)	98- 60	W
3/3	South Carolina	(A)	59- 75	L
3/8	Memphis State+	(A)	83- 58	W
3/10	Southern Miss+	(A)	78- 90	L
3/14	Penn State++	(H)	73- 83	L

*LSU Crawfish Classic, Baton Rouge, LA
 **Tallahassee Hilton Classic, Tallahassee, FL
 +Metro Conference Tournament, Cincinnati, OH
 ++NCAA Tournament, Tallahassee, FL



1990-91 (25-7)

11/23	Missouri-KC*	(N)	66- 52	W
11/24	SW Missouri St*	(A)	63- 68	L
12/1	Marquette**	(H)	110- 75	W
12/2	LSU**	(H)	89- 82	W
12/7	Northern Illinois+	(H)	78- 66	W
12/8	Virginia+	(A)	77- 92	L
12/17	Florida	(A)	79- 78	W
12/19	Miami	(A)	76- 62	W
1/7	Virginia Tech	(A)	78- 64	W
1/12	Cincinnati	(H)	90- 61	W
1/14	Louisville	(H)	83- 70	W
1/16	Alabama	(H)	88- 65	W
1/19	Memphis State	(A)	106- 94	W
1/21	South Carolina	(A)	69- 60	W
1/26	Southern Miss	(H)	96- 76	W
1/28	Tulane	(H)	87- 60	W
1/31	Georgia	(A)	71- 91	L
2/4	S Carolina (2 OT)	(H)	91- 92	L
2/6	Stetson	(H)	114- 71	W
2/9	Cincinnati	(A)	67- 49	W
2/11	Louisville	(A)	86- 52	W
2/14	Auburn	(H)	64- 79	L
2/16	Memphis State	(H)	101- 77	W
2/18	Virginia Tech	(H)	76- 53	W
2/23	Southern Miss	(A)	90- 93	L
2/25	Tulane	(A)	104- 66	W
2/28	Florida A&M	(H)	92- 62	W
3/4	Cincinnati++	(N)	89- 51	W
3/5	Louisville++	(A)	83- 70	W
3/6	South Carolina++	(N)	54- 53	W
3/13	Appalachian St^	(H)	96- 57	W
3/13	W Kentucky^	(H)	69- 72	L

*St. John's Lady Bear Classic, Springfield, MO
 **Tallahassee Hilton Classic, Tallahassee, FL
 +Cavalier Classic, Charlottesville, VA
 ++Metro Conference Tournament, Louisville, KY
 ^NCAA Tournament, Tallahassee, FL



1991-92 (17-11)

11/23	Miami (OT)	(H)	71- 69	W
11/29	Lamar*	(N)	78- 67	W
11/30	Louisiana St* (OT)	(A)	88- 96	L
12/7	Montana State**	(H)	89- 66	W
12/8	E Kentucky**	(H)	72- 65	W
12/15	Florida (OT)	(H)	90- 78	W
12/17	Georgia Tech	(H)	68- 70	L
1/3	Virginia	(H)	60- 87	L
1/5	Wake Forest	(A)	86- 83	W
1/8	Maryland	(H)	64- 79	L
1/11	Georgia Tech	(A)	77- 66	W
1/15	Clemson	(A)	73- 80	L
1/19	NC State	(H)	76- 75	W
1/21	Duke	(H)	67- 55	W
1/25	North Carolina	(H)	70- 61	W
1/27	Virginia	(A)	43- 81	L
2/1	Clemson	(H)	79- 66	W
2/5	Maryland	(A)	70-101	L
2/8	Duke	(A)	61- 53	W
2/10	North Carolina	(A)	52- 69	L
2/15	NC State	(A)	86- 79	W
2/17	Wake Forest	(H)	64- 67	L
2/19	Butler	(H)	68- 71	L
2/22	Northern Illinois	(H)	99- 74	W
2/26	Florida A&M	(A)	100- 71	W
2/26	Florida Atlantic	(H)	96- 64	W
2/29	Oral Roberts	(H)	104- 59	W
3/6	North Carolina+	(N)	69- 81	L

*LSU Crawfish Classic, Baton Rouge, LA
 **Dial Classic, Tallahassee, FL
 +ACC Tournament, Rock Hill, SC



1992-93 (13-14)

12/1	Florida Atlantic	(H)	97- 67	W
12/4	South Florida*	(H)	87- 68	W
12/5	Louisiana State*	(H)	79- 59	W
12/16	NC State	(A)	67- 75	L
12/18	Miami	(A)	64- 61	W
12/21	Tennessee Tech**	(N)	88- 72	W
12/22	California**	(A)	50- 69	L

THE RECORD BOOK

1/3	Duke	(A)	84-	72	W
1/6	Virginia	(H)	66-	78	L
1/10	North Carolina	(A)	85-	66	W
1/12	Maryland	(H)	68-	61	W
1/16	Wake Forest	(A)	53-	57	L
1/18	Georgia Tech	(A)	79-	71	W
1/21	North Carolina	(H)	60-	73	L
1/25	Maryland	(A)	61-	74	L
1/27	Florida A&M	(H)	79-	58	W
1/30	Virginia	(A)	68-	76	L
2/3	Florida	(A)	78-	81	L
2/6	Clemson	(H)	69-	84	L
2/9	Northern Illinois	(A)	80-	86	L
2/12	Georgia Tech	(H)	46-	61	L
2/14	Wake Forest	(H)	77-	73	W
2/16	Oral Roberts	(H)	74-	53	W
2/21	NC State	(H)	47-	57	L
2/24	Clemson	(A)	63-	70	L
2/28	Duke	(H)	74-	67	W
3/6	Maryland+	(N)	68-	91	L

*Dial Classic, Tallahassee, FL
 **Oakland Tribune Classic, Oakland, CA
 +ACC Tournament, Rock Hill, SC



1993-94 (6-21)

11/26	UT-Chattanooga	(A)	85-	86	L
11/28	Middle Tenn State	(A)	43-	66	L
12/3	Rhode Island*	(H)	71-	76	L
12/4	Dayton*	(H)	78-	65	W
12/6	Florida A&M	(N)	70-	68	W
12/11	North Carolina	(A)	61-	102	L
12/18	Georgia Tech	(H)	62-	65	L
12/21	Virginia	(A)	56-	82	L
12/29	Richmond**	(N)	70-	66	W
12/30	Kentucky**	(N)	55-	58	L
12/31	Alabama**	(N)	33-	87	L
1/5	Maryland	(H)	54-	69	L
1/8	Florida Atlantic	(A)	64-	67	L
1/14	North Carolina	(H)	48-	71	L
1/16	Duke	(A)	60-	66	L
1/22	Wake Forest	(H)	66-	60	W
1/24	NC State	(H)	46-	51	L
1/28	Maryland	(A)	39-	81	L
2/1	Georgia Tech	(A)	51-	63	L
2/4	Virginia	(H)	50-	59	L
2/7	Clemson	(A)	26-	80	L
2/15	Florida	(H)	54-	73	L
2/18	Wake Forest	(A)	79-	82	L
2/20	NC State	(A)	59-	58	W
2/23	Clemson	(H)	60-	75	L
2/25	Duke	(H)	78-	73	W
3/4	Wake Forest+	(N)	57-	72	L

*Dial Classic, Tallahassee, FL
 **Florida Citrus Sports Travel Holiday Classic, Orlando, FL
 +ACC Tournament, Rock Hill, SC



1994-95 (8-22)

11/25	Fresno State*	(N)	67-	62	W
11/26	Wisc-Green Bay*	(N)	60-	88	L
11/29	Central Florida	(H)	74-	59	W
12/2	South Florida**	(H)	64-	45	W
12/3	Florida**	(H)	80-	91	L
12/7	Duke	(A)	68-	84	L
12/10	Tampa	(H)	64-	62	W
12/16	Florida A&M	(H)	65-	73	L
12/19	Texas Tech#	(N)	44-	66	L
12/20	Southern Illinois#	(N)	52-	56	L
12/21	Michigan State#	(N)	69-	82	L
12/31	New Orleans	(A)	67-	75	L
1/4	North Carolina	(H)	52-	77	L
1/8	Clemson	(A)	68-	72	L
1/11	NC State	(A)	68-	91	L
1/14	Maryland	(H)	56-	70	L
1/17	Virginia	(H)	60-	76	L
1/21	Wake Forest	(A)	68-	61	W
1/23	Georgia Tech	(A)	60-	58	W
1/28	Duke	(H)	71-	75	L
1/30	Georgia Tech	(H)	57-	68	L
2/3	North Carolina	(A)	47-	92	L
2/6	Clemson	(H)	64-	67	L
2/11	NC State	(H)	55-	70	L
2/13	Florida Atlantic	(H)	69-	55	W
2/16	Maryland	(A)	66-	59	W
2/18	Virginia	(A)	45-	79	L
2/21	Florida	(A)	62-	81	L
2/23	Wake Forest	(H)	61-	66	L
3/3	Maryland+	(N)	56-	72	L

*Montana State Classic
 **Dial Classic, Tallahassee, FL
 #San Juan Shootout, San Juan, PR
 +ACC Tournament, Rock Hill, SC



1995-96 (8-20)

11/27	Florida Atlantic	(A)	69-	46	W
12/1	Florida*	(N)	56-	74	L
12/2	South Florida*	(N)	56-	55	W
12/6	Duke	(A)	30-	92	L
12/10	Florida A&M	(A)	90-	65	W
12/17	UT-Chattanooga	(H)	58-	60	L
12/20	New Orleans	(H)	62-	51	W
12/28	Missouri**	(A)	47-	61	L

12/29	Temple**	(A)	67-	72	L
12/30	Furman**	(A)	60-	56	W
1/3	North Carolina	(A)	59-	67	L
1/7	Clemson	(H)	74-	87	L
1/9	NC State	(H)	71-	76	L
1/14	Maryland	(H)	49-	72	L
1/16	Virginia	(A)	58-	91	L
1/20	Wake Forest	(H)	71-	88	L
1/22	Georgia Tech	(A)	65-	97	L
1/27	Duke	(H)	47-	61	L
1/31	Ga Tech (3OT)	(H)	90-	85	W
2/3	Clemson	(A)	53-	70	L
2/9	North Carolina	(H)	73-	64	W
2/11	NC State	(A)	64-	78	L
2/16	Virginia	(H)	40-	81	L
2/18	Maryland	(A)	63-	75	L
2/22	Wake Forest	(A)	52-	54	L
2/26	Florida	(H)	37-	76	L
2/29	Georgia Tech+	(N)	64-	51	W
3/3	Virginia+	(N)	50-	83	L

*Dial Classic, Coral Gables, FL
 **UCF Holiday Classic, Orlando, FL
 +ACC Tournament, Rock Hill, SC

1996-97 HEAD COACH CHRIS GOBRECHT



1996-97 (5-22)

11/22	South Florida*	(N)	68-	59	W
11/23	Florida*	(N)	48-	75	L
11/30	SW Missouri St	(A)	52-	66	L
12/3	Florida A&M	(H)	91-	59	W
12/7	NC State	(H)	52-	88	L
12/14	Florida	(A)	59-	77	L
12/18	Florida Atlantic	(H)	79-	63	W
12/20	Central Florida	(H)	78-	53	W
12/22	Stetson	(H)	80-	56	W
12/30	Mississippi	(A)	52-	75	L
1/3	Duke	(A)	46-	87	L
1/5	Wake Forest	(A)	68-	79	L
1/8	North Carolina	(H)	63-	88	L
1/11	Clemson	(A)	63-	74	L
1/15	Maryland	(H)	58-	65	L
1/19	Virginia	(H)	57-	67	L
1/22	Georgia Tech	(A)	51-	75	L
1/26	NC State	(A)	36-	75	L
1/30	Maryland	(A)	59-	79	L
2/2	Duke	(H)	70-	77	L
2/5	Duquesne	(H)	58-	61	L
2/10	Georgia Tech	(H)	60-	68	L
2/14	North Carolina	(A)	56-	82	L
2/16	Virginia	(A)	44-	73	L
2/19	Clemson	(H)	47-	71	L
2/23	Wake Forest	(H)	59-	63	L
2/17	Wake Forest**	(N)	59-	70	L

*Dial Classic/Florida Four Challenge, Tampa, FL
 **ACC Tournament, Charlotte, NC

1997-Present HEAD COACH SUE SEMRAU



1997-98 (9-18)

11/16	Florida A&M	(A)	79-70	W
11/20	Florida*	(A)	64-73	L
11/21	South Florida*	(A)	71-59	W
11/26	Mississippi	(H)	64-54	W
12/3	NC State	(A)	60-72	L
12/5	Charleston S**	(H)	72-51	W
12/6	Fla International**	(H)	63-66	L
12/13	Louisiana Tech	(A)	60-86	L
12/16	Clemson	(H)	84-87	L
12/19	Duquesne	(A)	61-92	L
12/21	SW Missouri St	(H)	57-68	L
1/2	Virginia	(A)	62-75	L
1/4	North Carolina	(A)	77-103	L
1/8	Wake Forest	(H)	64-63	W
1/16	Duke	(A)	76-96	L
1/18	Georgia Tech	(A)	88-53	W
1/21	Florida	(H)	57-69	L
1/23	Maryland	(H)	53-50	W
1/25	NC State	(H)	62-72	L
1/29	Clemson	(A)	55-85	L
2/1	Virginia	(H)	76-83	L
2/4	North Carolina	(H)	58-75	L
2/8	Wake Forest	(A)	63-56	W
2/15	Duke	(H)	67-79	L
2/19	Georgia Tech	(H)	77-56	W
2/22	Maryland	(A)	49-77	L
2/26	Clemson***	(N)	68-85	L

*Dial Classic, Gainesville, FL

**Tallahassee Democrat Seminole Classic, Tallahassee, FL

***ACC Tournament, Charlotte, NC



1998-99 (7-20)

11/14	Tulsa	(A)	76-67	W
11/19	Louisiana Tech	(H)	72-88	L
11/22	Long Beach St**	(H)	94-64	W
11/23	Fla International**	(H)	62-75	L
12/2	Duke	(A)	72-91	L
12/5	N Carolina OT	(H)	101-112	L
12/14	South Florida	(H)	83-74	W

12/17	Pepperdine	(A)	72-75	L
12/19	Cal St. Fullerton	(A)	84-73	W
12/21	Western Carolina	(H)	83-39	W
12/30	Georgia	(A)	72-95	L
1/2	Georgia Tech	(A)	70-92	L
1/4	NC State	(H)	54-65	L
1/7	Clemson	(A)	55-77	L
1/14	Wake Forest	(H)	80-57	W
1/17	Maryland	(A)	76-94	L
1/22	Virginia	(H)	71-80	L
1/25	Duke	(H)	75-92	L
1/28	North Carolina	(A)	76-87	L
1/31	Georgia Tech	(H)	78-86	L
2/4	NC State	(A)	59-84	L
2/7	Clemson	(H)	67-71	L
2/11	Florida	(A)	89-106	L
2/15	Wake Forest	(A)	68-80	L
2/18	Maryland	(H)	69-63	W
2/21	Virginia	(A)	55-73	L
2/25	Duke***	(N)	57-90	L

**Tallahassee Democrat Seminole Classic, Tallahassee, FL

***ACC Tournament, Charlotte, NC



1999-00 (12-17)

11/19	Tulsa	(H)	77-70	W
11/22	South Florida	(A)	74-84	L
11/26	UT-Chattanooga**	(H)	69-78	L
11/27	Oakland**	(H)	99-90	W
11/30	Mercer	(A)	74-62	W
12/7	Florida	(H)	74-82	L
12/19	Loyola	(A)	102-70	W
12/21	Chicago State	(A)	73-49	W
12/29	St. John's*	(N)	64-56	W
12/30	Florida Int'l*	(A)	76-55	W
1/3	Wake Forest	(A)	59-64	L
1/6	NC State	(H)	58-62	L
1/9	Virginia	(H)	73-76	L
1/12	Maryland	(A)	67-68	L
1/16	Georgia Tech	(H)	93-64	W
1/20	North Carolina	(A)	67-77	L
1/24	Duke	(H)	54-59	L
1/27	Clemson	(H)	61-73	L
1/30	Auburn	(H)	52-55	L
2/3	Wake Forest	(H)	76-47	W
2/6	NC State	(A)	62-72	L
2/10	Virginia	(A)	59-74	L
2/13	Maryland	(H)	66-52	W
2/17	Georgia Tech	(A)	77-74	W
2/22	North Carolina	(H)	74-78	L
2/24	Duke	(A)	52-87	L
2/27	Clemson	(A)	58-75	L
3/4	Maryland***	(N)	65-60	W
3/5	Duke***	(N)	65-92	L

*Sun & Fun Classic, Miami, FL

**Tallahassee Democrat Seminole Classic, Tallahassee, FL

***ACC Tournament, Greensboro, NC



2000-01 (19-12)

11/19	UNC-Asheville	(H)	89-64	W
11/21	Florida	(A)	65-79	L
11/25	Chicago State*	(H)	85-45	W
11/26	Virginia Tech*	(H)	77-57	W
11/28	UCF	(A)	68-37	W
12/2	UT-Chattanooga	(A)	67-72	L
12/10	Mercer	(H)	69-43	W
12/17	St. Francis (NY)	(A)	73-65	W
12/19	Fordham	(A)	73-52	W
12/28	Coppin State	(H)	86-49	W
12/30	NC State	(H)	74-70	W
1/5	Georgia Tech	(A)	66-65	W
1/8	Duke	(H)	60-73	L
1/10	Maryland	(H)	69-38	W
1/14	Wake Forest	(A)	69-79	L
1/18	North Carolina	(H)	62-75	L
1/21	Clemson	(A)	66-79	L
1/24	Virginia	(H)	60-58	W
1/29	NC State	(A)	66-85	L
2/1	Xavier	(A)	62-75	L
2/5	Georgia Tech	(H)	89-69	W
2/8	Duke	(A)	71-69	W
2/11	Maryland	(A)	77-65	W
2/15	Wake Forest	(H)	73-61	W
2/18	North Carolina	(A)	80-78 (OT)	W
2/22	Clemson	(H)	49-63	L
2/25	Virginia	(A)	65-77	L
3/3	Virginia**	(N)	83-77	W
3/4	Duke**	(N)	56-72	L
3/16	Tulane***	(N)	72-70	W
3/18	Iowa State***	(A)	70-85	L

*Tallahassee Democrat Seminole Classic, Tallahassee, FL

**ACC Tournament, Greensboro, NC

***NCAA Tournament, Ames, Iowa




photo ROSTER

2001-2002 SEMINOLES




#44

LAUREN BRADLEY
C • 6-3 • So.
Lake Mary, FL



#24

JAMIL BURRELL
G • 5-11 • Fr.
Bartow, FL



#42

GENESIS CHOICE
C • 6-3 • Fr.
Orlando, FL



#4

PETRA HOFMANN
G • 5-8 • Sr.
Pecs, Hungary



#1

LINNEA LJLJESTRAND
G • 5-10 • Fr.
Stockholm, Swe




#5

TRINETTA MOORE
C • 6-2 • Jr.
Atlanta, GA



#33

TASHEIKA MORRIS
F • 6-0 • So.
Huntsville, AL



#2

LaQUINTA NEELY
G • 5-8 • Fr.
Laurens, SC




#10

LAKESHA SPRINGLE
G • 5-3 • Sr.
Thomasville, GA




#12

APRIL TRAYLOR
G • 5-10 • Sr.
Martinsville, IN



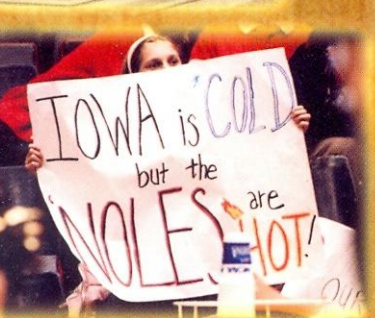

#20

KATELYN VUJAS
C • 6-3 • Jr.
Wadsworth, OH



#3

SHNIKKI WHITING
G • 5-9 • Jr.
Clearwater, FL



2001-02 SCHEDULE

NOVEMBER

Tue.	6	PREMIER PLAYERS (exh.)	7:00 pm
Sun.	11	LOCOMOTIVA BRATISLAVA (exh.) at Paradise Jam (St. Thomas, US Virgin Islands)	2:00 pm
Sun.	18	vs. St. Mary's	4:00 pm
Tue.	20	vs. Dayton	4:00 pm
SEMINOLE CLASSIC			
Sat.	24	St. Joe's vs. Akron	2:00 pm
		FSU vs. EAST TENNESSEE STATE	4:00 pm
Sun.	25	Consolation/Championship	2:00/4:00 pm
Thu.	29	FLORIDA	7:00 pm

DECEMBER

Sun.	2	AUSTIN PEAY STATE	2:00 pm
Wed.	5	at Georgia Tech*	7:00 pm
Fri.	7	JACKSONVILLE	7:00 pm
Sun.	9	CENTRAL FLORIDA (SUN)	12:00 pm
Sun.	16	at Auburn	2:00 pm
Wed.	19	at Indiana	7:00 pm
Fri.	21	at IUPUI	7:00 pm
Sun.	30	at Clemson*	2:00 pm

JANUARY

Wed.	2	NORTH CAROLINA*	7:00 pm
Sun.	6	at Maryland* (RSN)	1:00 pm
Thu.	10	at Wake Forest*	7:00 pm
Thu.	17	NC STATE* (SUN)	7:30 pm
Sun.	20	GEORGIA TECH* (RSN)	1:00 pm
Wed.	23	at Virginia*	7:30 pm
Sun.	27	DUKE*	2:00 pm
Thu.	31	CLEMSON* (SUN)	7:30 pm

FEBRUARY

Mon.	4	at North Carolina* (RSN)	7:00 pm
Thu.	7	MARYLAND*	7:00 pm
Sat.	9	WAKE FOREST* (SUN)	2:00 pm
Thu.	14	at NC State*	7:00 pm
Thu.	21	at Duke*	7:00 pm
Sun.	24	VIRGINIA*	2:00 pm

MARCH

Fri./Sun. 1-4	at ACC Tournament (Greensboro, NC)	TBA
15/17-16/18	NCAA Tournament First/Second Rounds	TBA

All Game Times Eastern; *Denotes ACC Contest
RSN-Regional Sports Network; SUN-Sunshine Network



Junior
KATELYN VUJAS



Sophomore
LAUREN BRADLEY



Junior
SHNIKKI WHITING

