



# 2005-06 Season Review



## **INSIDE:**

Season Review

Individual Statistics

Results & Leaders

Team Highs & Lows

Game-By-Game

Box Scores

ACC Final Standings

ACC Statistics



## Season Review



### BACK-TO-BACK

For just the second time in program history, Florida State participated in back-to-back NCAA Tournaments with its 2006 bid. The last time FSU made back-to-back appearances was in 1990 and 1991. The Seminoles also enjoyed back-to-back 20-win seasons for just the second time in program history.

### SECOND STRAIGHT 20-WIN SEASON

With the Louisiana Tech win, FSU recorded its second straight 20-win season and the program's sixth overall. Only one other time has FSU recorded back-to-back 20 win seasons:

#### Florida State's 20-Win Seasons:

1981-82 .....	28-10	1990-91 .....	25- 7
1982-83 .....	24- 6	2004-05 .....	24- 8
1989-90 .....	21- 9	2005-06 .....	20-10

### ACC STANDINGS

After being predicted to finish sixth in the 2005-06 preseason poll, the Florida State women's basketball team, for the fifth time in six years, finished in the upper echelon of the Atlantic Coast Conference with a fourth-place finish this season. This season was the fourth time FSU earned the No. 4 seed and the first time in back-to-back years.

#### 2005-05 ACC Preseason Poll

1. Duke (30) .....	470
2. North Carolina (10) .....	446
3. Maryland .....	394
4. NC State .....	352
5. Boston College .....	302
6. Florida State .....	256
7. Virginia Tech .....	214

8. Virginia .....	188
9. Wake Forest .....	166
10. Georgia Tech .....	152
11. Miami .....	126
12. Clemson .....	54

#### 2005-06 Final Standings

1. North Carolina .....	13- 1
2. Duke .....	12- 2
3. Maryland .....	12- 2
4. Florida State .....	10- 4
5. NC State .....	7- 7
6. Miami .....	6- 8
7. Virginia Tech .....	6- 8
8. Boston College .....	6- 8
9. Virginia .....	5- 9
10. Wake Forest .....	3-11
11. Georgia Tech .....	2-12
12. Clemson .....	2-12



### THEY'RE A 10!

With the inclusion of new ACC members, the ACC regular-season format the past two years has included just 14 league games instead of the 16 games played in past seasons. Even with the two fewer opportunities, the Seminoles earned their most ACC wins with 10 in 2005-06. In 2004-05, FSU matched its most ACC wins with their 9-5 league mark. In 2000-01,

FSU finished tied for third place, but was the No. 4 seed, with a 9-7 ACC mark. FSU has earned eight or more ACC victories in a season five times now and four of those times have been in the last six years under Sue Semrau's direction.

### AN IMPRESSIVE FOURTH

FSU's fourth-place finish in the ACC was made even more impressive when the top three league finishers, UNC, Duke and Maryland, all advanced to the Final Four. Maryland won the championship game vs. Duke in an all-ACC showdown.

### SINCE THE BREAKOUT YEAR

Since Florida State's breakout year in 2000-01 when the Seminoles finished tied for third in the league with a then-record nine ACC wins and advanced to the NCAA Tournament for the first time in 10 years, the Tribe has been competitive in the league. Including the 2000-01 season, Florida State has averaged 7.8 ACC wins in the last six seasons. Pretty amazing considering that just 10 years ago, in 1996-97, FSU went winless in the ACC at 0-16.

### FSU VS. THE FIELD OF 64

FSU faced 10 teams that participated in the 2006 NCAA Tournament and went 4-8 vs. those teams. Only one of FSU's 10 losses was against a team not participating in the NCAA Tournament and that team, Xavier, went 20-8 in the regular season and played in the NIT.



### SEMRAU MAKES STRIDES

Under Florida State head coach Sue Semrau's direction, the Seminoles have now recorded double-digit victories in seven straight seasons which is a program best. From 1978-79 to 1983-84, FSU had six straight seasons with double-digit wins. With 136 victories in her nine seasons, Semrau is the most winningest women's basketball coach in Florida State history. Marynell Meadors is second with 132 wins in 10 seasons. FSU's 20 wins this season have given Semrau a winning career record which makes her just the third FSU women's basketball coach to do so...Jan Allen (1979-86) had a 111-108 record while faculty coach Joel Thirer (1973-74) had an 8-3 record.



**ACC HONORS**

**Alicia Gladden Earned All-ACC Third Team Honors**

Junior Alicia Gladden was named to the All-ACC third team. Gladden, a 5-11 guard from Orange Park, Florida, led the Seminoles in both scoring at 13.1 points per game and rebounding at 6.3 rebounds per game in the regular season and was the team leader with 58 steals in the regular season. Gladden scored in double figures in the last 11 straight games of the regular season and 21 games overall in the regular season and had six double-doubles to her credit. She averaged 14.6 points per game in ACC play which ranked sixth in the league.

Overall, Gladden ranked 12th in the ACC in scoring and was tied for 16th place in rebounding. She also ranked seventh in the league in steals per game at 2.15. She led the Seminoles in scoring four times and in rebounding in nine contests. Overall, she was among the team leaders in either points, rebounds, assists, blocks or steals in 24 of FSU's 27 regular-season games this season. Another thing Gladden did that no one else on the team did was score six or more points in those 27 games.

**Alicia Gladden Named To All-Defensive Team Second Straight Year**

For the second straight season, Alicia Gladden was named to the ACC All-Defensive Team. FSU's regular-season leader with 58 steals, she ranked seventh in the league in steals per game with 2.15 and sixth in ACC contests with 2.36. She was also FSU's leader in rebounding at 6.3 boards per game in the regular season. The ACC coaches began picking an ACC All-Defensive Team in 2000 and an FSU player has been among the five-member team in four of the six years.

**FSU'S All-Time ACC All-Defensive Team Honorees**

2000 .....	Brooke Wyckoff
2001 .....	Brooke Wyckoff
2005 .....	Alicia Gladden
2006 .....	Alicia Gladden


**Britany Miller Earned ACC All-Freshman Team Honors**

Rookie Britany Miller was named to the 2006 ACC All-Freshman Team. The only Seminole to start all 27 regular-season games this season, Miller scored in double figures in nine of the last 12 regular-season games, including the last two straight. She had a then career-high with a team-high 22 points in the win over Wake Forest. She was a three-time ACC Rookie of the Week and was the only Seminole in double figures at No. 6 Maryland, the eventual national champions, with 16 points.

Miller was fourth on the team in scoring at 10.4 points per game in the regular season and averaged 5.1 rebounds per game — good for second on the team. She scored in double figures 18 times and led the team in scoring five times including three ACC games. She grabbed four or more rebounds in 18 games and had a team-high 35 blocks in the regular season. Since joining the ACC in 1992, FSU has had six players earn ACC All-Freshman team honors.

**FSU'S All-Time ACC All-Freshman Team Honorees**

1992 .....	Connie Robinson
1996 .....	Latavia Coleman
1997 .....	Brooke Wyckoff
1999 .....	April Traylor
2004 .....	Shante Williams
2006 .....	Britany Miller



**LEAGUE TEAMS IN THE NCAA'S**

For the fourth time in conference history, the ACC had seven teams participate in the NCAA Tournament. It also happened in 1998, 2001 and 2005. The Atlantic Coast Conference, which was rated first nationally in the RPI rankings all season, had the most teams participating in the NCAA tournament last season and tied with the Big East this season with seven teams. The Pac-10 and the SEC got six, the Big Ten five and the Mountain West and Big 12 four each.




**NO. 6 SEED AGAIN**

FSU's No. 6 seeding in the 2006 NCAA Tournament matches the 2005 seed which was the highest seed the Tribe has had in the NCAA's current 64-team format. In 2001, FSU's first appearance in the NCAA tourney in 10 years, the Seminoles were seeded No. 7. Prior to that, the last time FSU played in an NCAA Tournament, the field was just 48 teams. FSU was a No. 5 seed in the Midwest in 1990-91 and hosted No. 8 seeded Appalachian State in the first round. The Tribe advanced to second round action with a 96-57 win and traveled to Bowling Green, Kentucky and fell 72-69 to No. 4-seeded Western Kentucky.

**SWAT TEAM**

Freshman Tanae Davis-Cain picked a good time to log the first blocks of her career. After appearing in 29 games this season, the 5-foot-11 guard denied three Lady Techsters in the game, including two in the opening period.



# 2005-06 REVIEW

## CAMP SEMRAU

Head Coach Sue Semrau really wanted a nice crowd for FSU's regular-season finale vs. Boston College. So she lived in a tent until 3,000 tickets were sold. Following FSU's win over Wake Forest on Thursday, February 23rd, Semrau moved into a tent outside the Tucker Center and the next morning, began selling tickets for Sunday's game.



Just shortly after 2 p.m. Saturday, February 25th, Semrau and her "Tent for Tickets" campaign became victorious when she sold the 3,000th ticket. In fact, a total of 3,125 tickets were pre-sold for Sunday's game and a record 3,781 by game time.

From the Florida State University Outdoor Pursuits office, which let Coach Sue borrow a tent for the weekend, to Elder Care's Meals on Wheels that had volunteers bring a lunch to Coach Sue on Friday from the appreciation luncheon she was missing, to the FSU cheerleaders who brought out baskets of goodies, to several members of

Seminole Sound who camped out with Coach Sue Friday night and stuck around to help out Saturday, to Barnacle Bill's which fed Coach Sue and the volunteers from the band Saturday afternoon .... SO many people were SO selfless to help Coach Sue and her cause to get fans in the stands for Senior Day!

Prior to the Boston College game, the largest crowd to ever see a Florida State women's basketball game at the Tucker Center had been 3,011 back in the 2002-03 season when Connecticut made a visit to Tallahassee.

## ALL-TIME DOUBLE DIGIT ACC WINS

FSU had six double-digit wins in ACC games this season which is the most of any single season for the Tribe since joining the ACC. Overall, since joining the league in 1991-92, FSU has had 26 double-digits wins in ACC play. The opponent who has suffered the most is Georgia Tech who has lost by double digits to FSU seven times.



## HOLY HOLLY!

Senior Holly Johnson had a career night for the Seminoles in the NCAA Tourney win over Louisiana Tech. Her 25 points set a new career and team-season high. Her previous career high was 21 points against NC State on Feb. 5, 2006.

## PICKENS NATIVE PICKING UP BOARDS

Pickens, S.C., native Nikki Anthony's 10 rebounds in the Louisiana Tech win set a new career high for the sophomore center. She previously had nine boards on two occasions. Anthony had seven rebounds in the first half of the game. Alicia Gladden (12) and Ganiyat Adeduntan (10) also had double digit rebounds marking the first time this season that Florida State had more than one player record double-digit rebounds in the same game.



## 2005-06 TEAM AWARD WINNERS

### PERSONAL RESPONSIBILITY

*Dominant Defender:* LaQuinta Neely  
*Phase II: Most Improved Defense:* Shante Williams

### SELFLESSNESS

*Relentless Rebounder:* Alicia Gladden  
*Ultimate "Money" Player:* LaQuinta Neely

### CHAMPIONSHIP MENTALITY

*Top Free Throw Shooter:* Ganiyat Adeduntan  
*Most Influential Offensive Player:* Holly Johnson  
*Phase II: Most Improved Offense:* Britany Miller  
*1,000 Point Club:* Ganiyat Adeduntan

### SPECIAL AWARDS

*Top Academic Achiever:* Nikki Anthony  
*Selfless Service:* Nikki Anthony & Christie Lautsch  
*Matt Schmauch Leadership Award:* LaQuinta Neely  
*Ronalda Pierce Heart Award:* Ganiyat Adeduntan  
*Doc Fauls Award:* LaQuinta Neely  
*Golden Nole Award:* Ganiyat Adeduntan



## STRONG FINISH

FSU's win over No. 17 Boston College not only set an FSU record for most ACC wins with 10, but it also made FSU 6-1 in ACC home games this season which also set a new high for the program. FSU finished the season strong, going 7-3 in its last 10 games.

## ON THE ROAD IN THE ACC

FSU was one of just four ACC teams that had a winning ACC road record this season. The Tribe finished 4-3, with all three of those losses coming in its first three ACC road games. The other three teams include Carolina, Duke and Maryland.

## AGAINST THE AP TOP 25

The win over No. 17-ranked Louisiana Tech in the NCAA Tournament matched the highest ranked foe the Tribe defeated this season as FSU also topped then-No. 17 Boston College. FSU's other win over a ranked team was when NC State was ranked No. 24 at the time of the meeting.



## RECORD ROOKIES

Both Britany Miller (14) and Tanae Davis-Cain (13) tallied double figures in FSU's season-opener marking the first time in the Sue Semrau era that two rookies have scored in double figures in the first game of the season. There have been some pretty impressive performances in openers by a freshman, but never two at the same time. Take a look:

1997 — Brooke Wyckoff scored 17 points (and 15 rebounds) in win over FAMU

1998 — April Traylor scored 23 points in win at Tulsa

1999-2002 — NO FRESHMEN RECORDED DOUBLE FIGURES

2003 — Ronalda Pierce scored 12 points in win over Savannah State

## TEN FORTANAE

Rookie Tanae Davis-Cain came off of the bench to really boost the Seminoles in the La. Tech win. Not only did she record three big blocks but she also scored in double figures with 10 points in her 18 minutes of play. It marked the ninth time this season Davis-Cain scored in double figures.

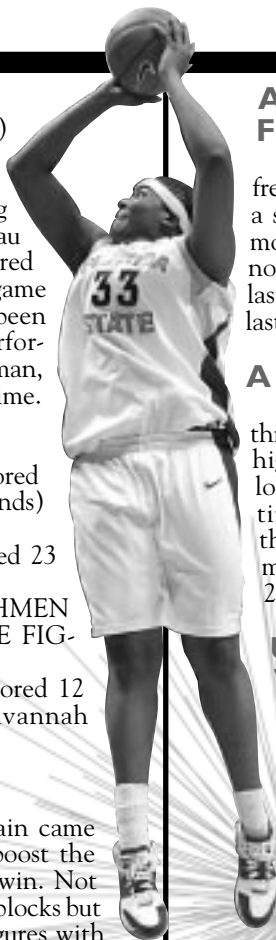
## IT WAS MILLER TIME!

Rookie Britany Miller gave the ACC fans something to talk about when she led all scorers with a career-high 23 points in the ACC Tourney loss to NC State. Miller also added seven rebounds in her season-high 34 minutes of play. Miller made a career-best 11 field goals in the game.



## ALL-TOURNAMENT

FSU won its sixth-straight Seminole Classic title and three Seminoles earned 2005 Seminole Classic All-Tournament Team honors. Freshman Britany Miller, who averaged 14.5 points and 9.5 rebounds, was named MVP while senior Ganiyat Adeduntan (10.5 ppg, 5.0 rpg) and sophomore Nikki Anthony (9.0 ppg, 6.0 rpg) garnered All-Tournament Team honors. It was the second straight year that Adeduntan earned the honor.



## ABOUT THE FREE THROW LINE

FSU attempted a season-high 35 free throws in the FAU win and shot a season-high 80 percent. It is the most FT attempts since the Seminoles were put at the line 35 times last season at Florida (Nov. 22) and last season vs. Fordham (Dec. 20).

## A FINE LINE

FSU hit a season-high 28 free throws in the FAU win. Last season's high was 24 free throws in the Charlotte win on Dec. 22nd. The last time FSU made 28 or more free throws was when the Seminoles made 31 at Wake Forest January 15, 2004.

## UP AND DOWN WITH IT

The Seminoles recorded a season-high 54 rebounds in the win at FAU. It is the most rebounds by a Florida State team since recording 59 vs. Troy State on December 29, 2003. FSU has outrebounded 14 opponents, including by a margin of 20 rebounds in the UCF win.

## FEWEST IN SEMRAU ERA



Aside from the fact that FSU just couldn't get the ball to drop at Tulsa, the Tribe's statistics weren't too shabby. FSU shot 79 percent from the free throw line and had 12 steals and five blocks. Most impressive, however, was FSU's

season-low eight turnovers. It was the first time this season that FSU committed single-digit turnovers and it was the fewest by a Florida State team in the Sue Semrau era. The eight turnovers is the fewest since the Seminoles had just six mishaps in a 77-70 loss to Duke on February 2, 1997.

## SINGLE-SEASON BEST FROM BEYOND THE ARC

Ganiyat Adeduntan's 39 three-pointers set a single-season personal best for the senior. Adeduntan had 36 treys last season and had 113 three-pointers in her career which ranks fourth on FSU's all-time list.

## SWEEP

FSU had never won back-to-back games against Virginia until this season when the Tribe recorded its first-ever sweep of the Cavaliers. With the 68-61 win over Miami, the Seminoles now have sweeps over nine ACC schools. The only schools FSU has not ever recorded sweeps over (in ACC play) are Boston College and North Carolina but FSU hasn't had the opportunity against BC having played the Eagles just once this season.



## JOHNSON IN SEVENTH PLACE

Holly Johnson, who has led FSU in assists the past two seasons, finished her career with 342 assists which puts her in 7th place on FSU's all-time list.



## UNCONQUERED

A short time after the Florida State women's basketball team learned of its bid to the 2006 NCAA Tournament, a new tradition was begun at the University. Following the announcement, the team, staff, administrators and fans all gathered at the "Unconquered" statue which sits on Williams Plaza at Langford Green just south of Bobby Bowden Field at Doak S. Campbell Stadium for the lighting of the spear.

FSU recently adopted a policy that will mean flames will lap more frequently from the spear of the "Unconquered" statue recognizing events of

great significance and accomplishment on the FSU campus.

"We were obviously thrilled when we were approached with the opportunity to light the spear," FSU head coach Sue Semrau said. "Obviously we have so much respect for our football program and to be the first team to experience that lighting of the torch for a special occasion is really awesome."

## DOUBLE-TROUBLE

FSU had 10 double-doubles this season:

### Alicia Gladden (7)

Alicia Gladden earned her first double-double of the season, and fifth of her career, with 12 points and 12 rebounds in the win over UCF.

Gladden had an outstanding outing at North Carolina with her third double-double of the season with 19 points and 10 rebounds to lead the Seminoles. She also added five assists and three steals.

Gladden recorded her second straight double-double and third of the season when she had 12 points and 11 rebounds at UVA. She has now recorded two double-doubles against UVA. The first time was against Virginia in last year's ACC Tournament when she recorded 20 points and 14 rebounds in an overtime loss to the Cavaliers.

Gladden recorded her fourth double-double of the season, including her third in a four-game stretch, and eighth of her career with 19 points and a game-high 11 rebounds in the NC State win.

Gladden had 14 points and 11 rebounds in FSU's win at home vs. rival Miami. It was Gladden's fifth double-double of the season and the ninth of her career.

Gladden recorded her sixth double-double of the season with 22 points and 14 rebounds in the OT win at Clemson. It's her fifth double-double in ACC play this season and the 10th double-double of her career.

Gladden recorded her seventh career double-double with 20 points and a team-high 12 rebounds in the Louisiana Tech game. It is Gladden's 10<sup>th</sup> career double-double. The game also marked Gladden's fourth game of 20 or more points this season.

### Britany Miller (2)

Britany Miller was unstoppable vs. Western Carolina. In just 28 minutes of play, the freshman earned her first career double-double with 19 points and 14 rebounds — both game-highs and it FSU's first double-double of the season. Prior to that performance, the last Seminole freshman to record a double-double was Shante Williams when she had 14 points and 10 rebounds at Clemson on January 8, 2004.

Miller recorded her second double-double of the season with 12 points and 12 rebounds at FAU which helped her earn her second ACC Rookie of the Week honor as she was selected Dec. 19<sup>th</sup>.

### Ganiyat Adeduntan (1)

Adeduntan became the third Seminole this season to record a double-double when she had 16 points and 10 rebounds in the Fordham win. It's Adeduntan's seventh career double-double.



## LUCKY NUMBER 8

FSU has now won eight straight games over Clemson which marks the first time FSU has ever won eight straight games over a league opponent (while they were members of the ACC). FSU has won seven straight games over Wake Forest.

## BIGGEST WIN

FSU's 14-point win over UVA marked the program's largest margin of victory over the Cavaliers. FSU's previous high was a nine-point win (55-46) back on Jan. 23, 2003 in Tallahassee. The Seminoles never trailed in the UVA win in Tallahassee.



## NEELY SKIES

LaQuinta Neely was a big part of FSU's defensive dominance of Virginia in the first meeting. She stretched her 5-9 frame to grab a season-high and a team game-high nine rebounds and also added three steals.

## MARGIN OF VICTORY

FSU's 25-point win at Miami was the Tribe's biggest win, by margin, over an ACC team this season. It was also FSU's largest point margin in a win since the 2000-01 season when the Noles topped Maryland by 31 points.

## TOUGH DEFENSE MAKES IT TOUGH FOR TAMARA

Miami's Tamara James headed into the first FSU game as the ACC's leading scorer at 20.3 points per game and scored a season-low 10 points thanks to a stiff Seminole defense. It's the fewest James has scored in her two ACC seasons and since managing just nine points vs. Boston College on March 7, 2004 when both teams were members of the Big East. James rebounded for 20 points in the second meeting but in another losing effort.

## HOME SWEET HOME

FSU won 13 home games by an average of 16.6 points per game but that number may be a bit high as it includes the 50-point win over Lipscomb. If you take that lopsided game out, FSU won its other 12 home games by an average of 13.9 ppg. This season FSU went 13-2 at home, including

## GET THOSE 40...

FSU outrebounded La. Tech 48-37 which tied for the second most rebounds FSU has had in a game this year. Overall, the Tribe was 13-1 when recorded 40+ rebounds this season with the lone loss being at UNC. The most FSU has outrebounded an opponent this season was by 20 boards over UCF. The most rebounds the team has had in a game is 54 vs. Lipscomb and in ACC play, 48 vs. NC State.

## CONSISTENT CONTRIBUTOR

Alicia Gladden was among the team leaders in either points, rebounds, assists, blocks or steals in 26 of FSU's 30 games this season. She scored in double figures a team-high 23 times this season.

## BEING AGGRESSIVE

FSU prides itself on defense and it showed in the statistics. The Seminoles recorded 72 more steals and eight more blocks than their opponents this season. Thirty-nine of FSU's 94 blocks were recorded by freshman Britany Miller.





6-1 in ACC home games. Last season Florida State went 12-2 at home, including 5-2 in ACC home games.

### HOME WIN STREAK

FSU had a nine-game home winning streak in 2005-06. The nine wins tied for second in FSU history for home win streaks. Since 1980-81 (when home records are available), FSU's longest home winning streak is 11 games in the 1988-89 season. FSU had seven straight home wins last year and eight straight in the 1990-91 season and nine straight in 1982-83.

### FIVERS

FSU had five players score in double figures in the same game three times this season. The Wake Forest game was the only time in ACC play and the first time since the Xavier game, a loss, on Dec. 21, 2005. The other time as in the win at FAU on Dec. 17th.

### HEY, HEY SHANTE

In just 10 minutes of play in the win at Fordham, Shante Williams scored 10 points and also added two assists and a steal. She scored in double figures in six games this season.



### ADEDUNTAN ENTERED 1,000 POINT CLUB

Ganiyat Adeduntan's game-high 20 points in the Boston College game put the senior into an elite group at Florida State ... the 1,000 point club. Adeduntan finished her career with 1,040 points and is just the 19th player in FSU history to attain the level.

### GLADDEN IN FOURTH PLACE

Alicia Gladden, who has led the team in steals the last two seasons, now has 202 career steals which moves her into 4th place on FSU's all-time list.

### GONE STREAKING

Alicia Gladden and Holly Johnson both had 11-game double-figure scoring streaks during the season which were the longest of the season for any Seminole.

### ALL TIED UP

LaQuinta Neely did quite a job on Wake Forest's Cotelia Bond-Young, holding the Deacs' leading scorer to zero points in the Seminoles' victory. It marked the first time all season that Bond-Young has gone scoreless in a game. Neely also led FSU in rebounding with seven boards.

### NICE NIKKI!

Nikki Anthony played anything but nice in the UNC game. She muscled her way inside to grab nine rebounds and three steals in 12 minutes of play at UNC.

### SHANTE VS. STANFORD

Head Coach Sue Semrau got a peek into her future lineup as sophomore guard Shante Williams went 9-for-11 from the field for a career-high 23 points in 24 minutes of play in the second round NCAA Tourney game vs. Stanford. Williams was also perfect from the free throw line, going 5-for-5 in the contest.



### ACC ROOKIE OF THE WEEK HONORS

- Britany Miller was named ACC Co-Rookie of the Week on Dec. 5th after leading the Seminoles to two wins.
- Freshman Britany Miller recorded her second double-double of the season with 12 points and 12 rebounds at FAU which helped her earn her second ACC Rookie of the Week honor as she was selected Dec. 19th.
- For the third time this season, Florida State freshman Britany Miller, who hails from Tallapoosa, Ga., was recognized by the Atlantic Coast Conference with ACC Co-Rookie of the Week honors on Monday, February 6th. Miller averaged 10.0 points and 4.5 rebounds per game in two wins, including FSU's first win of the season over a ranked opponent.

### A TWENTY TREND

In each of FSU's last seven games, five of which were wins, the Seminoles had at least one player score 20 or more points and it was by five different players! Take a look:

vs. Miami .....	20	by Holly Johnson
at Clemson .....	23	by Ganiyat Adeduntan
.....	22	by Alicia Gladden
vs. Wake Forest .....	22	by Britany Miller
vs. Boston College .....	20	by Ganiyat Adeduntan
vs. NC State .....	23	by Britany Miller
vs. La. Tech .....	25	by Holly Johnson
.....	20	by Alicia Gladden
vs. Stanford .....	23	by Shante Williams

### SINGLE-SEASON BEST FROM DOWNTOWN

With a team-high 44 three-pointers, Holly Johnson set her single-season record as she totaled 33 treys last season. Johnson has 100 career three-pointers which ranks sixth all-time at FSU.

### QUINT AT THE LINE

Senior LaQuinta Neely shot 6-for-9 from the free throw line at UVA — both career-highs for the guard. Neely had 10 points, her first double-digit game in ACC play this season and third of the season overall, and had a team-high five assists.

### LAUTSCH LIGHTS IT UP

Christie Lautsch had the best game of the season vs. Clemson with season-highs of 12 points and six rebounds in just 14 minutes of play. It's the second time in her career that she has scored in double figures. The first time was on November 26, 2004 vs. Eastern Kentucky when she had a career-high 16 points.

### TANAE HAD A DAY

Tanae Davis-Cain scored 11 points at Xavier. In that game, however, she did most of her damage from three-point land, connecting on a season-high three treys in the game. In fact, all of her field goals were from beyond the arc. The rookie ranked third on the team in three-pointers with 20.



# 2005-06 REVIEW



## FRESHOUR WAS A WOW-ER

Mara Freshour scored in double figures in three straight games in mid-December. In the win over UCF, she exploded for a team-high 16 points in 24 minutes off of the bench. Her previous season-high was five points vs. Florida.

In fact, in the six previous games she had scored just 13 points combined! She hit four three-pointers in the game. At Tulsa, she scored 13 points and at FAU, she came off the bench to spark the team and finished with 12 points and a career-high eight rebounds.

## THIS AND THAT ABOUT THE LIPSCOMB WIN

- ... the 50-point victory ranks sixth on FSU's all-time biggest wins by margin list.
- ... the last time FSU had a win by 50 or more points was on November 23, 2003 when the Tribe opened the season with a 107-28 (79) win over Savannah State.
- ... the last time FSU scored 90 points in regulation came in a win over Harvard on November 30, 2003.
- ... the last time FSU scored 90 or more points in any game was 94 points in the triple OT win over Virginia Tech on February 19, 2005.
- ... FSU had just nine turnovers — second fewest in a game this season.
- ... FSU had a season-high 22 assists which is the most assists since the Tribe dished out 23 of them in the NCAA Tournament win over Richmond on March 20, 2005.
- ... FSU made a season-high 40 field goals in the win which is more than in any game last season and the most since recorded 41 field goals in the 107-28 win over Savannah State on November 23, 2003.

## 20-POINT GAMES

FSU had 13, 20-point games this season:

Gladden .....	4	Miller .....	2
Adeduntan .....	3	Williams .....	1
Johnson .....	3		

## THE THREES

While FSU was not near last year's record total of 166 three-pointers, the 121 that the Seminoles made ranks fourth all-time since the three-pointer came into existence 18 years ago:

## FSU's All-Time Top 10 Three-Point Seasons

1. 2004-05 ..... 166
2. 2001-02 ..... 135
3. 2000-01 ..... 123

4. 2005-06 ..... 121
5. 1993-94 ..... 106

## FSU's All-Time Top 10 Three-Point Shooters (By 3FG Made):

1. Wendy Hampton ..... 1995-98 .. 134
2. April Traylor ..... 1999-02 .. 115
3. Tasheika Allen ..... 2002-04 .. 114
4. Ganiyat Adeduntan .. 2003-06 .. 113
5. Linnea Liljestrand ..... 2002-05 .. 110
6. Holly Johnson ..... 2003-06 .. 100
7. Jen Robinson ..... 1996-99 .... 90
8. Christy Derlak ..... 1991-94 .... 89
9. Wanda Burns ..... 1989-91 .... 69
10. Allison Peercy ..... 1992-95 .... 66

## THAT'S MINE!

FSU recorded a season-high 18 steals in the Fordham win. Ten different Seminoles recorded at least one steal while nine did so in the Lipscomb win when the Tribe had 16 steals. Last year's season-high was 14 steals in the Miami and Fordham games. Overall this season, FSU had double digit steals in 14 games and averaged 9.7 steals per game.

## QUINT'S SEASON-HIGH

LaQuinta Neely scored a season-high 15 points in the loss at Florida. It was the most points Neely has scored since recording her career-high of 17 points against Wright State her sophomore year — November 29, 2002.

## CIAO BELLA!

The Florida State women's basketball team followed up one of the program's best seasons with a foreign tour to Italy in August.

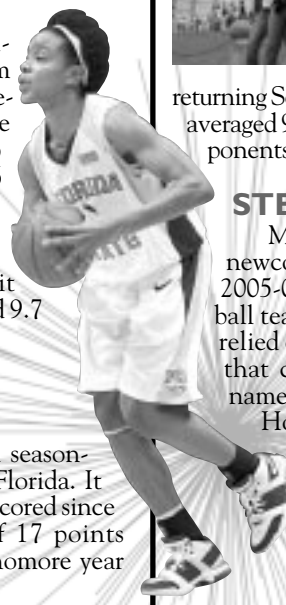


The last time the women's basketball team went overseas was in 2000 when the Seminoles toured France and Switzerland. The 2000-01 season saw the Tribe make its first appearance in the NCAA Tournament in 10 years.

In Italy, the nine returning Seminoles went 4-0 on the trip and averaged 97.8 points per game and held opponents to 47.8 points per game.

## STEERING THE SHIP

Meshing nine returnees with six newcomers will be a challenge for the 2005-06 Florida State women's basketball team and head coach Sue Semrau relied on her senior class to help build that chemistry. That's why Semrau named seniors Ganiyat Adeduntan, Holly Johnson, Hannah Linquist and LaQuinta Neely team captains this season.




## THE SENIORS -- CLASS OF 2006

FSU had a lot to celebrate with the Class of 2006. The first class to lead FSU to seven or more ACC victories in four consecutive seasons including a record 10 wins in 2005-06, this group helped Florida State to three top four finishes in the ACC, and led the team to its record fourth-straight postseason appearance and second straight trip to the NCAA Tournament. Before this season, the only time Florida State has made back-to-back NCAA Tournament appearances was 1989-90 and 1990-91. In the Class of 2006's time together, FSU averaged 19 wins per season which is the most in the Sue Semrau era and second most in FSU history:

<b>Best Four-Year Span</b>	<b>2nd Best Four-Year Span</b>
1988-89 ..... 16	2002-03 ..... 17
1989-90 ..... 21	2003-04 ..... 15
1990-91 ..... 25	2004-05 ..... 24
1991-92 ..... 17	2005-06 ..... 20
<b>Total Wins .. (19.75) 79</b>	<b>Total Wins .. (19.00) 76</b>

Back when seniors Ganiyat Adeduntan, Holly Johnson and Hannah Linquist (Neely redshirted a season) were freshmen, they wrote this letter...





# Individual Statistics

## ALL GAMES

RECORD	OVERALL	HOME	AWAY	NEUTRAL
ALL GAMES	20-10	13-2	6-6	1-2
CONFERENCE	10-4	6-1	4-3	0-0
NON-CONFERENCE	10-6	7-1	2-3	1-2

##	Player	GP/S	Min-Avg	FG-A	Pct	3FG-A	Pct	FT-A	Pct	—REBOUNDS—										Pts	Avg
										Off	Def	Tot	Avg	PF-FO	A	TO	Blk	Stl			
23	Alicia Gladden	30/28	832-27.7	157-337	.466	3-15	.200	75-109	.688	74	119	193	6.4	83-1	53	73	17	62	392	13.1	
31	Ganiyat Adeduntan	30/28	837-27.9	129-349	.370	39-114	.342	65-84	.774	54	101	155	5.2	50-0	24	39	9	26	362	12.1	
12	Holly Johnson	30/28	1025-34.2	101-264	.383	44-124	.355	90-119	.756	14	88	102	3.4	43-0	106	67	3	39	336	11.2	
33	Britany Miller	30/30	627-20.9	148-283	.523	0-0	.000	18-51	.353	71	82	153	5.1	94-3	9	41	39	22	314	10.5	
22	Shante Williams	27/2	449-16.6	59-130	.454	0-6	.000	58-92	.630	21	54	75	2.8	43-1	56	51	2	34	176	6.5	
20	Tanae Davis-Cain	30/3	480-16.0	63-158	.399	20-70	.286	18-26	.692	20	47	67	2.2	54-0	23	31	3	17	164	5.5	
02	LaQuinta Neely	30/27	777-25.9	55-149	.369	0-0	.000	46-70	.657	57	58	115	3.8	66-2	96	87	4	53	156	5.2	
15	Kyria Buford	7/0	34-4.9	9-20	.450	0-1	.000	5-5	1.000	6	4	10	1.4	3-0	0	3	1	2	23	3.3	
10	Mara Freshour	30/2	411-13.7	27-69	.391	15-35	.429	15-20	.750	27	45	72	2.4	15-0	27	22	8	14	84	2.8	
44	Nikki Anthony	30/2	364-12.1	26-64	.406	0-0	.000	29-67	.433	53	55	108	3.6	54-1	4	29	3	17	81	2.7	
21	Christie Lautsch	24/0	160-6.7	18-48	.375	0-3	.000	13-23	.565	13	14	27	1.1	29-0	2	18	5	5	49	2.0	
34	Hannah Linquist	3/0	14-4.7	0-4	.000	0-0	.000	2-2	1.000	4	1	5	1.7	1-0	0	1	0	0	2	0.7	
03	Tiffany Buckelew	4/0	15-3.8	0-2	.000	0-2	.000	0-0	.000	0	0	0	0.0	2-0	0	3	0	0	0	0.0	
TEAM.....										38	67	105	3.5			6					
Total.....		30		792-1877	.422	121-370	.327	434-668	.650	452	735	1187	39.6	537-8	400	471	94	291	2139	71.3	
Opponents.....		30		707-1749	.404	126-405	.311	395-551	.717	378	746	1124	37.5	558-0	362	589	86	223	1935	64.5	

## Score By Periods

	1st	2nd	OT	Total
FSU	992	1130	17	2139
Opponents	862	1064	9	1935

## Deadball Rebounds

	OFF	DEF	Total
FSU	105	14	119
Opponents	71	16	87

## CONFERENCE GAMES

RECORD	OVERALL	HOME	AWAY	NEUTRAL
ALL GAMES	10-4	6-1	4-3	0-0
CONFERENCE	10-4	6-1	4-3	0-0
NON-CONFERENCE	0-0	0-0	0-0	0-0

##	Player	GP/S	Min-Avg	FG-A	Pct	3FG-A	Pct	FT-A	Pct	—REBOUNDS—										Pts	Avg
										Off	Def	Tot	Avg	PF-FO	A	TO	Blk	Stl			
23	Alicia Gladden	14/14	431-30.8	85-184	.462	1-7	.143	34-51	.667	44	62	106	7.6	36-0	28	36	6	33	205	14.6	
31	Ganiyat Adeduntan	14/14	411-29.4	60-163	.368	20-58	.345	34-49	.694	27	44	71	5.1	22-0	11	20	5	12	174	12.4	
12	Holly Johnson	14/14	512-36.6	53-125	.424	18-52	.346	36-51	.706	6	59	65	4.6	15-0	43	31	3	23	160	11.4	
33	Britany Miller	14/14	284-20.3	68-142	.479	0-0	.000	10-25	.400	28	34	62	4.4	46-0	2	23	15	8	146	10.4	
02	LaQuinta Neely	14/14	372-26.6	27-70	.386	0-0	.000	29-35	.829	22	37	59	4.2	31-1	44	40	1	25	83	5.9	
22	Shante Williams	14/0	220-15.7	23-64	.359	0-0	.000	33-46	.717	12	29	41	2.9	14-0	22	23	0	15	79	5.6	
20	Tanae Davis-Cain	14/0	204-14.6	15-55	.273	6-28	.214	4-6	.667	6	16	22	1.6	25-0	10	14	0	4	40	2.9	
21	Christie Lautsch	12/0	63-5.3	10-19	.526	0-0	.000	4-6	.667	7	2	9	0.8	12-0	0	9	1	2	24	2.0	
10	Mara Freshour	14/0	145-10.4	6-22	.273	4-11	.364	6-10	.600	9	15	24	1.7	5-0	10	7	1	4	22	1.6	
44	Nikki Anthony	14/0	173-12.4	5-23	.217	0-0	.000	9-29	.310	20	29	49	3.5	28-1	1	14	2	9	19	1.4	
15	Kyria Buford	2/0	7-3.5	1-3	.333	0-1	.000	0-0	.000	1	0	1	0.5	0-0	0	1	0	1	2	1.0	
03	Tiffany Buckelew	1/0	3-3.0	0-0	.000	0-0	.000	0-0	.000	0	0	0	0.0	1-0	0	3	0	0	0	0.0	
TEAM.....										22	36	58	4.1			3					
Total.....		14		353-870	.406	49-157	.312	199-308	.646	204	363	567	40.5	235-2	171	224	34	136	954	68.1	
Opponents.....		14		334-855	.391	62-209	.297	165-241	.685	190	367	557	39.8	263-0	174	271	48	112	895	63.9	

## Score By Periods

	1st	2nd	OT	Total
FSU	431	506	17	954
Opponents	407	479	9	895

## Deadball Rebounds

	OFF	DEF	Total
FSU	47	10	57
Opponents	34	8	42



## Results & Leaders

DATE	TIME	OPPONENT	SCORE	ATTEND	HIGH POINTS	HIGH REBOUNDS
11/18/05	7:00 pm	GEORGIA SOUTHERN	W 82-57	1201	(18) Ganiyat Adeduntan	(6) Ganiyat Adeduntan
11/20/05	2:00 pm	WASHINGTON	69-71 L	936	(15) Holly Johnson	(7) LaQuinta Neely (15) Tanae Davis-Cain
11/23/05	7:00 pm	FLORIDA	W 82-76	1711	(20) Ganiyat Adeduntan	(8) Britany Miller
11/26/05	12:00 pm	WESTERN CAROLINA	W 75-67	629	(19) Britany Miller	(14) Britany Miller
11/27/05	3:00 pm	MONTANA	W 69-56	1074	(13) Ganiyat Adeduntan	(6) Mara Freshour (6) Ganiyat Adeduntan
12/02/05	4:30 pm	MISSISSIPPI STATE	W 75-59	823	(12) Britany Miller (12) Tanae Davis-Cain	(7) Nikki Anthony (7) Shante Williams
12/04/05	2:00 pm	UCF	W 81-49	1397	(16) Mara Freshour	(12) Alicia Gladden
12/06/05	7:00 pm	at Tulsa	71-80 L	1107	(14) Holly Johnson	(6) LaQuinta Neely
12/17/05	7:00 pm	at Florida Atlantic	W 76-63	328	(18) Ganiyat Adeduntan	(12) Britany Miller
12-21-05	7:00 pm	at Xavier	68-75 L	1023	(14) Ganiyat Adeduntan	(5) Ganiyat Adeduntan (5) Britany Miller
12/28/05	7:00 pm	at Fordham	W 73-50	312	(16) Ganiyat Adeduntan	(10) Ganiyat Adeduntan
12/30/05	7:00 pm	LIPSCOMB	W 92-42	1179	(20) Alicia Gladden	(5) Ganiyat Adeduntan
01/02/06	6:30 pm	at Florida	62-72 L	1303	(17) Ganiyat Adeduntan	(4) Britany Miller (4) Holly Johnson
01-05-06	7:00 pm	*at Duke	68-87 L	4675	(17) Ganiyat Adeduntan	(6) Alicia Gladden (6) LaQuinta Neely (6) Shante Williams
01/08/06	2:00 pm	*VIRGINIA	W 60-46	1154	(22) Alicia Gladden	(9) LaQuinta Neely
01/16/06	4:30 pm	*at Maryland	57-75 L	7194	(16) Britany Miller	(4) Holly Johnson
01/19/06	7:00 pm	*CLEMSON	W 80-66	1150	(14) Britany Miller	(9) Britany Miller
01/22/06	2:00 pm	*at North Carolina	51-68 L	7056	(19) Alicia Gladden	(10) Alicia Gladden
01/29/06	1:00 pm	*at Virginia	W 67-58	3595	(15) Holly Johnson	(11) Alicia Gladden
02/02/06	7:00 pm	*at Georgia Tech	W 59-54	909	(14) Alicia Gladden	(9) Holly Johnson
02/05/06	2:00 pm	*NC STATE	W 75-61	1498	(21) Holly Johnson	(11) Alicia Gladden
02/09/06	7:00 pm	*at Miami	W 79-54	1317	(16) Ganiyat Adeduntan	(9) Britany Miller (16) Holly Johnson
02/13/06	7:00 pm	*VIRGINIA TECH	69-76 L	1178	(17) Ganiyat Adeduntan	(8) Alicia Gladden
02/17/06	8:30 pm	*MIAMI	W 68-61	1369	(20) Holly Johnson	(11) Alicia Gladden
02/19/06	3:00 pm	*at Clemson	W OT 80-72	1940	(23) Ganiyat Adeduntan	(14) Alicia Gladden
02/23/06	7:00 m	*WAKE FOREST	W 70-57	1263	(22) Britany Miller	(7) LaQuinta Neely
02/26/06	1:00 pm	*BOSTON COLLEGE	W 71-60	3781	(20) Ganiyat Adeduntan	(9) Alicia Gladden
03/03/06	4:00 pm	\$vs NC State	60-64 L		(23) Britany Miller	(8) Ganiyat Adeduntan
3/18/06	6:00 pm	+vs Louisiana Tech	W 80-71	2725	(25) Holly Johnson	(12) Alicia Gladden
3/20/06	7:30 pm	+vs Stanford	70-88 L	3436	(23) Shante Williams	(8) Nikki Anthony

\*ACC game

\$ACC Tournament

+NCAA Tournament

### ATTENDANCE SUMMARY

	GAMES	TOTALS	AVG/GAME
HOME	15	20,343	1,357
AWAY	12	30,759	2,564
NEUTRAL	3	6,161	2,054
<b>TOTAL</b>	<b>30</b>	<b>57,263</b>	<b>1,909</b>



# Team Highs & Lows

CATEGORY	FLORIDA STATE	OPPONENT
Points, 1st Half	High 52 vs. Lipscomb (12/30/05)	40 by Washington (11/20/05)
	Low 26 vs. Western Carolina (11/26/05)	13 by Virginia (1/8/06)
Points, 2nd Half	High 49 vs. Western Carolina (11/26/05)	49 by Stanford (3/20/06)
	Low 33 vs. Montana (11/27/05)	24 by UCF (12/4/05)
Total Points	High 92 vs Lipscomb (12/30/05)	88 by Stanford (3/20/06)
	Low 51 at North Carolina (1/22/06)	42 by Lipscomb (12/30/05)
Field Goals Made	High 40 vs. Lipscomb (12/30/05)	32 by Duke (1/5/06)
	Low 20 vs Virginia (1/8/06); at Ga Tech (2/2/06)	15 by Lipscomb (12/30/05)
Field Goals Att	High 75 at Tulsa (12/6/05)	70 by Virginia (1/8/06); Western Carolina (11/26/05)
	Low 53 at Virginia (1/29/06)	40 by Lipscomb (12/30/05)
Field Goal %	High 541 (40-74) vs Lipscomb (12/30/05)	.529 (27-51) by Stanford (3/20/06)
	Low .320 (24-75) at Tulsa (12/6/05)	.243 (17-70) by Virginia (01/08/06)
3-PT Field Goals Made	High 8 at Tulsa (12/6/05); vs UCF (12/4/05)	7 by Stanford (3/20/06); Virginia Tech (02/13/06)
	Low 1 (three times)	0 by Virginia (1/8/06)
3-PT Field Goals Att	High 20 vs Florida (11/23/05)	25 by Miami (2/9/06)
	Low 7 vs. NC State (2/5/06), Wake Forest (2/23/06)	5 by Western Carolina (11/26/05)
3-pt Field Goal %	High .571 (4-7) vs Wake Forest (2/23/06)	.700 (7-10) by Virginia Tech (2/13/06)
	Low .091 (1-11) vs W. Carolina (11/26/05); at Maryland (1/16/06)	.000 (0-10) by Virginia (1/8/06)
Free Throws Made	High 28 at Florida Atlantic (12/17/05)	27 by Stanford (3/20/06)
	Low 3 at North Carolina (1/22/06)	5 by UCF (12/4/05); Wake Forest (2/23/06)
Free Throws Att	High 35 at Florida Atlantic (12/17/05)	33 by Stanford (3/20/06)
	Low 11 (three times)	9 by Lipscomb (12/30/05)
Free Throw %	High .810 (17-21) vs Stanford (3/20/06)	.923 (12-13) by Clemson Tigers (02/19/06)
	Low .250 (3-12) at North Carolina (1/22/06)	.385 (5-13) by UCF (12/4/05)
Offensive Rebounds	High 22 vs. Mississippi St. (12/2/05), at FAU (12/17/05)	27 by Virginia (1/8/06)
	Low 7 vs. Xavier (12/21/05); Wake Forest (2/23/06)	7 by Lipscomb (12/30/05); Stanford (3/20/06)
Defensive Rebounds	High 36 vs. NC State (2/5/06)	35 by Tulsa (12/6/05)
	Low 16 at Florida (1/2/06); at Maryland (1/16/06)	14 by UCF (12/4/05)
Total Rebounds	High 54 at Florida Atlantic (12/17/05)	53 by Virginia (1/8/06)
	Low 26 at Xavier (12/21/05); at Maryland (01/16/06)	24 by UCF (12/4/05)
Assists	High 22 vs Lipscomb (12/30/05)	23 by Duke (1/5/06)
	Low 8 vs Virginia (1/8/06)	6 by Virginia (1/8/06)
Blocks	High 6 vs Lips. (12/30/05); Florida (11/23/05); Ga. Southern (11/18/05)	13 by Tulsa (12/6/05)
	Low 0 vs Clemson (1/19/06); Miami (2/17/06)	0 (three times)
Steals	High 18 at Fordham Rams (12/28/05)	17 by Florida (1/2/06)
	Low 4 vs Louisiana Tech (3/18/06); Stanford (3/20/06)	2 by Stanford (3/20/06)
Turnovers	High 25 at Florida (1/2/06)	34 by Lipscomb (12/30/05)
	Low 8 at Tulsa (12/6/05)	13 by Xavier (12/21/05); Georgia Tech (2/2/06)
Personal Fouls	High 25 vs Stanford (3/20/06)	27 by Western Carolina (11/26/05)
	Low 12 vs Wake Forest (02/23/06)	9 by Lipscomb (12/30/05)

# 2005-06 REVIEW

## Game-By-Game

Opponent	Date	Score	W/L	TOTAL			3-PTRS			REBOUNDS													
				FG	FGA	Pct	3FG	FGA	Pct	FT	FTA	Pct	Off	Def	Tot	Avg	PF	A	TO	Blk	Stl	Pts	Avg
GA SOUTHERN	11/18/05	82-57	W	30	67	.448	6	15	.400	16	27	.593	20	21	41	41.0	16	17	14	6	14	82	82.0
				24	52	.462	3	6	.500	6	10	.600	10	22	32	32.0	22	9	25	3	6	57	57.0
WASHINGTON	11/20/05	69-71	L	27	56	.482	3	11	.273	12	27	.444	10	25	35	38.0	20	16	23	2	8	69	75.5
				26	59	.441	3	15	.200	16	19	.842	9	25	34	33.0	25	15	22	0	7	71	64.0
FLORIDA	11/23/05	82-76	W	29	59	.492	5	20	.250	19	28	.679	13	22	35	37.0	18	18	15	6	9	82	77.7
				29	59	.492	5	11	.455	13	19	.684	10	21	31	32.3	22	13	17	1	6	76	68.0
W CAROLINA	11/26/05	75-67	W	25	64	.391	1	11	.091	24	33	.727	18	26	44	38.8	19	11	17	4	10	75	77.0
				28	70	.400	3	5	.600	8	14	.571	19	23	42	34.8	27	10	21	3	5	67	67.8
MONTANA	11/27/05	69-56	W	26	57	.456	2	8	.250	15	23	.652	17	19	36	38.2	18	10	12	3	8	69	75.4
				19	52	.365	5	18	.278	13	15	.867	15	20	35	34.8	17	9	21	1	5	56	65.4
MISS STATE	12/02/05	75-59	W	28	68	.412	2	12	.167	17	28	.607	22	26	48	39.8	24	12	14	3	12	75	75.3
				18	52	.346	2	9	.222	21	26	.808	11	24	35	34.8	22	9	19	0	9	59	64.3
UCF	12/04/05	81-49	W	33	64	.516	8	15	.533	7	11	.636	19	25	44	40.4	13	16	15	4	6	81	76.1
				20	52	.385	4	16	.250	5	13	.385	10	14	24	33.3	12	8	17	1	6	49	62.1
at Tulsa	12/06/05	71-80	L	24	75	.320	8	19	.421	15	19	.789	19	18	37	40.0	24	15	8	5	12	71	75.5
				25	54	.463	5	11	.455	25	30	.833	14	35	49	35.2	17	16	20	13	3	80	64.4
at Florida Atlantic	12/17/05	76-63	W	23	64	.359	2	8	.250	28	35	.800	22	32	54	41.6	18	15	22	5	8	76	75.6
				20	65	.308	5	19	.263	18	23	.783	16	21	37	35.4	25	15	19	1	11	63	64.2
at Xavier	12/21/05	68-75	L	25	55	.455	7	15	.467	11	14	.786	7	19	26	40.0	19	13	13	3	6	68	74.8
				24	51	.471	6	14	.429	21	27	.778	10	24	34	35.3	12	12	13	1	5	75	65.3
at Fordham	12/28/05	73-50	W	26	57	.456	5	12	.417	16	24	.667	12	29	41	40.1	14	15	18	1	18	73	74.6
				18	56	.321	3	18	.167	11	18	.611	14	24	38	35.5	22	10	24	4	7	50	63.9
LIPSCOMB	12/30/05	92-42	W	40	74	.541	6	16	.375	6	12	.500	15	20	35	39.7	15	22	9	6	16	92	76.1
				15	40	.375	5	12	.417	7	9	.778	7	22	29	35.0	9	12	34	2	3	42	62.1
at Florida	01/02/06	62-72	L	25	60	.417	4	17	.235	8	11	.727	13	16	29	38.8	20	9	25	3	14	62	75.0
				25	54	.463	3	9	.333	19	23	.826	13	24	37	35.2	14	12	23	1	17	72	62.8
at Duke	01-05-06	68-87	L	25	66	.379	6	13	.462	12	21	.571	15	23	38	38.8	21	13	20	3	12	68	74.5
				32	61	.525	5	14	.357	18	27	.667	12	32	44	35.8	17	23	19	8	12	87	64.6
VIRGINIA	01/08/06	60-46	W	20	60	.333	2	11	.182	18	27	.667	19	28	47	39.3	22	8	20	3	14	60	73.5
				17	70	.243	0	10	.000	12	20	.600	27	26	53	36.9	19	6	22	1	13	46	63.3
at Maryland	01/16/06	57-75	L	23	60	.383	1	11	.091	10	17	.588	10	16	26	38.5	17	10	13	3	6	57	72.5
				28	57	.491	6	13	.462	13	22	.591	16	31	47	37.6	14	16	18	3	6	75	64.1
CLEMSON	01/19/06	80-66	W	32	69	.464	2	9	.222	14	25	.560	20	25	45	38.9	15	17	16	0	14	80	72.9
				26	58	.448	6	15	.400	8	10	.800	8	19	27	36.9	21	15	23	2	8	66	64.2
at N Carolina	01/22/06	51-68	L	23	66	.348	2	14	.143	3	12	.250	19	25	44	39.2	15	15	22	1	13	51	71.7
				25	56	.446	5	17	.294	13	18	.722	9	29	38	37.0	12	9	19	4	9	68	64.4
at Virginia	01/29/06	67-58	W	22	53	.415	4	10	.400	19	31	.613	10	29	39	39.2	18	11	13	3	7	67	71.5
				20	62	.323	3	17	.176	15	20	.750	17	24	41	37.2	21	12	17	2	7	58	64.1
at Georgia Tech	02/02/06	59-54	W	20	56	.357	4	10	.400	15	19	.789	12	31	43	39.3	19	12	14	4	6	59	70.8
				19	61	.311	1	10	.100	15	20	.750	13	27	40	37.3	20	7	13	5	6	54	63.5
NC STATE	02/05/06	75-61	W	29	63	.460	2	7	.286	15	22	.682	12	36	48	39.8	13	9	15	3	7	75	71.0
				23	69	.333	5	18	.278	10	15	.667	13	27	40	37.5	18	13	15	2	3	61	63.4
at Miami	02/09/06	79-54	W	28	59	.475	5	11	.455	18	32	.563	16	28	44	40.0	16	18	14	4	10	79	71.4
				18	56	.321	6	25	.240	12	17	.706	13	22	35	37.4	23	9	21	6	10	54	63.0
VIRGINIA TECH	02/13/06	69-76	L	28	67	.418	6	16	.375	7	11	.636	18	19	37	39.8	21	11	16	4	8	69	71.3
				29	56	.518	7	10	.700	11	18	.611	12	22	34	37.2	13	18	19	4	8	76	63.6
MIAMI	02/17/06	68-61	W	24	66	.364	5	17	.294	15	19	.789	20	24	44	40.0	14	10	19	0	10	68	71.2
				24	59	.407	3	16	.188	10	15	.667	12	25	37	37.2	23	9	25	1	10	61	63.5
at Clemson	02/19/06	80-72	Wot	28	70	.400	3	9	.333	21	30	.700	15	24	39	40.0	16	11	13	1	13	80	71.5
				27	66	.409	6	11	.545	12	13	.923	15	33	48	37.6	22	15	25	7	4	72	63.8
WAKE FOREST	02/23/06	70-57	W	28	55	.509	4	7	.571	10	14	.714	7	29	36	39.8	12	16	16	3	7	70	71.5
				23	66	.348	6	21	.286	5	10	.500	12	22	34	37.5	16	12	15	0	10	57	63.5
BOSTON COL	02/26/06	71-60	W	23	60	.383	3	12	.250	22	28	.786	11	26	37	39.7	16	10	13	2	9	71	71.4
				23	58	.397	3	12	.250	11	16	.688	11	28	39	37.6	24	10	20	3	6	60	63.4
vs NC State	03/03/06	60-64	L	25	55	.455	5	12	.417	5	15	.333	11	24	35	39.5	20	13	15	2	6	60	71.0
				28	60	.467	2	8	.250	6	11	.545	12	23	35	37.5	11	10	14	1	8	64	63.4
vs Louisiana Tech	3/18/06	80-71	W	27	64	.422	7	14	.500	19	32	.594	17	31	48	39.8	19	15	16	5	4	80	71.3
				27	67	.403	3	8	.375	14	20	.700	11	26	37	37.4	22	12	15	2	11	71	63.7
vs Stanford	3/20/06	70-88	L	26	68	.382	1	8	.125	17	21	.810	13	19	32	39.6	25	12	11	2	4	70	71.3
				27	51	.529	7	17	.412	27	33	.818	7	31	38	37.5	16	16	14	4	2	88	64.5
FSU		2139		792	1877	.422	121	370	.327	434	668	.650	452	735	1187	39.6	537	400	471	94	291		



# Box Scores

## GEORGIA SOUTHERN vs FLORIDA STATE

11/18/05 7:00 pm • Tallahassee, FL

### VISITORS: Georgia Southern 0-1

#	Player	fg-a	3fg-a	ft-a	o-d-tot	pf	tp	a	to	blk	s	min
13	Christa Waterman	f 1-3	0-0	0-1	0-0-0	2	2	1	4	0	1	23
31	Nicole Newton	f 4-13	0-0	0-1	4-3-7	2	8	1	0	0	2	25
02	Fallon Lee	g 2-4	0-1	0-2	1-3-4	1	4	3	4	0	0	27
03	Tiffany Brown	g 4-5	2-3	2-2	1-0-1	4	12	6	0	0	0	20
10	Lee Dubose	g 3-4	1-1	2-2	1-3-4	0	9	2	5	0	2	30
20	Concella Henry	g 2-2	0-0	2-2	0-1-1	2	6	0	1	0	0	16
22	Leslie Spoon	g 0-1	0-0	0-0	1-2-3	0	0	0	1	0	0	5
23	Shawnda Atwood	g 7-14	0-0	0-0	1-3-4	3	14	1	1	1	1	24
32	Sina Hilbert	g 0-4	0-0	0-0	0-0-0	2	0	0	0	0	0	13
33	Ashley Melson	g 1-2	0-0	0-0	1-1-1	4	2	1	3	1	0	13
35	Nya Daley	g 0-0	0-0	0-0	0-1-1	2	0	0	0	0	0	4
TEAM												
Totals..... 24-52 3-6 6-10 10-22-32 57 9 25 3 6 200												

TOTAL FG%	1st Half: 13-23 56.5%	2nd Half: 11-29 37.9%	Game: 46.2%	DEADBALL
3-Pt. FG%	1st Half: 2-4 50.0%	2nd Half: 1-2 50.0%	Game: 50.0%	REBOUNDS
F Throw %	1st Half: 4-7 57.1%	2nd Half: 2-3 66.7%	Game: 60.0%	1

### HOMETEAM: Florida State 1-0

#	Player	fg-a	3fg-a	ft-a	o-d-tot	pf	tp	a	to	blk	s	min
33	Britany Miller	c 6-7	0-0	2-3	3-1-4	2	14	0	1	1	0	14
02	LaQuinta Neely	g 1-5	0-0	0-0	1-0-1	1	2	3	2	0	4	24
12	Holly Johnson	g 1-5	1-4	0-0	1-0-1	1	3	6	1	0	2	29
23	Alicia Gladden	g 5-7	1-2	4-7	1-1-2	3	15	0	3	2	2	20
31	Ganiyat Adeduntan	g 6-9	3-4	3-4	2-4-6	3	18	1	2	1	2	24
03	Tiffany Bucklew	g 0-1	0-1	0-0	0-0-0	0	0	0	0	0	0	6
10	Mara Freshour	g 0-1	0-0	0-0	0-1-1	0	2	0	0	0	0	15
15	Kyria Buford	g 1-3	0-0	0-0	1-1-2	1	2	0	0	0	0	5
20	Tanae Davis-Cain	g 4-6	1-2	4-4	1-3-4	3	13	0	1	0	1	16
21	Christie Lautsch	g 1-9	0-1	0-0	2-1-3	1	2	0	2	0	0	13
22	Shante Williams	g 2-8	0-0	3-7	0-3-3	1	7	5	2	4	4	18
34	Hannah Linqvist	g 0-2	0-0	0-0	3-1-4	0	0	0	1	0	0	7
44	Nikki Anthony	g 3-4	0-0	0-2	4-0-4	0	6	0	0	0	0	9
TEAM												
Totals..... 30-67 6-15 16-27 20-21-41 16 82 17 14 6 14 200												

TOTAL FG%	1st Half: 16-32 50.0%	2nd Half: 14-35 40.0%	Game: 44.8%	DEADBALL
3-Pt. FG%	1st Half: 3-8 37.5%	2nd Half: 3-7 42.9%	Game: 40.0%	REBOUNDS
F Throw %	1st Half: 10-16 62.5%	2nd Half: 6-11 54.5%	Game: 59.3%	6

Georgia Southern	32	25	57
Florida State	45	37	82



Tanae Davis-Cain

## WASHINGTON vs FLORIDA STATE

11/20/05 2:00 pm • Tallahassee, FL

### VISITORS: Washington 2-0; 0-0

#	Player	fg-a	3fg-a	ft-a	o-d-tot	pf	tp	a	to	blk	s	min
32	Andrea Plouffe	f 2-5	0-2	2-2	0-2-2	4	6	2	0	0	1	21
33	Kristen O'Neill	f 2-5	0-2	0-0	0-2-2	2	4	3	3	0	0	28
04	Emily Florence	g 0-2	0-2	2-2	1-1-2	4	2	3	2	0	2	27
05	Cameo Hicks	g 7-13	1-2	6-7	1-2-3	2	21	1	6	0	2	33
10	Dominique Banks	g 4-9	0-2	0-0	2-2-3	3	8	0	2	0	0	22
01	Jill Bell	g 5-10	0-1	0-0	0-3-3	2	10	0	0	0	0	12
02	Cheri Craddock	g 1-2	1-1	0-0	0-0-0	1	3	0	2	0	0	8
03	Breanne Watson	g 3-5	0-0	2-4	1-3-4	0	8	1	2	0	1	16
14	Heidi McNeill	g 0-1	0-0	0-0	1-0-1	1	0	0	0	0	0	5
20	Kayla Burt	g 2-6	1-3	2-2	2-4-6	3	7	2	3	0	0	17
23	Maggie O'Hara	g 0-1	0-0	2-2	0-4-4	3	2	3	2	0	0	11
TEAM												
Totals..... 26-59 3-15 16-19 25-34 25 71 15 22 0 7 200												

TOTAL FG%	1st Half: 16-33 48.5%	2nd Half: 10-26 38.5%	Game: 44.1%	DEADBALL
3-Pt. FG%	1st Half: 1-6 16.7%	2nd Half: 2-9 22.2%	Game: 20.0%	REBOUNDS
F Throw %	1st Half: 7-7 100%	2nd Half: 9-12 75.0%	Game: 84.2%	1,2

### HOMETEAM: Florida State 1-1; 0-0

#	Player	fg-a	3fg-a	ft-a	o-d-tot	pf	tp	a	to	blk	s	min
33	Britany Miller	c 4-7	0-0	1-2	1-4-5	3	9	1	0	1	0	25
02	LaQuinta Neely	g 1-6	0-0	0-5	5-7-4	2	2	6	0	3	0	30
12	Holly Johnson	g 6-12	2-5	1-4	0-4-4	2	15	5	4	0	0	38
23	Alicia Gladden	g 5-11	0-1	4-7	1-4-5	3	14	2	4	0	4	36
31	Ganiyat Adeduntan	g 2-8	0-2	1-1	0-1-1	3	5	2	2	0	0	20
10	Mara Freshour	g 0-0	0-0	0-0	0-4-4	0	0	0	0	0	0	10
20	Tanae Davis-Cain	g 7-10	1-3	0-0	1-3-4	2	15	3	1	0	1	21
21	Christie Lautsch	g 0-0	0-0	3-4	1-0-1	2	3	0	3	1	0	9
22	Shante Williams	g 0-0	0-0	1-2	0-2-0	1	1	3	0	0	0	7
44	Nikki Anthony	g 2-2	0-0	1-2	0-0-0	1	5	0	0	0	0	4
TEAM												
Totals..... 27-56 3-11 12-27 10-25-35 20 69 16 23 2 8 200												

TOTAL FG%	1st Half: 13-29 44.8%	2nd Half: 14-27 51.9%	Game: 48.2%	DEADBALL
3-Pt. FG%	1st Half: 1-7 14.3%	2nd Half: 2-4 50.0%	Game: 27.3%	REBOUNDS
F Throw %	1st Half: 8-14 57.1%	2nd Half: 4-13 30.8%	Game: 44.4%	7,1

Washington	40	31	71
Florida State	35	34	69

## FLORIDA vs FLORIDA STATE

11/23/05 7:00 pm • Tallahassee, FL

### VISITORS: Florida 2-1

#	Player	fg-a	3fg-a	ft-a	o-d-tot	pf	tp	a	to	blk	s	min
32	Davis, Brittany	f 6-10	0-0	1-1	2-3-5	2	13	1	0	1	3	34
34	Eshe, Dalila	f 7-14	2-3	5-7	3-4-7	2	21	1	4	1	3	37
11	Lowe, Sarah	g 2-5	0-1	2-2	0-2-2	3	6	4	1	0	0	31
20	Bowden, Depree	g 0-3	0-0	0-0	0-2-2	3	0	3	0	0	0	13
21	Santos, Danielle	g 3-9	0-1	2-2	2-4-5	5	8	2	5	0	0	29
03	Gregory, Tishona	g 5-10	3-6	1-2	0-2-2	2	14	5	3	0	0	26
04	Dye, Kim	g 0-0	0-0	0-0	0-0-0	1	0	0	0	0	0	5
15	Kim Critton	g 2-3	0-0	0-0	1-0-1	0	4	0	0	0	0	6
44	Marsha Dotson	g 4-5	0-0	2-5	2-5-7	4	10	1	0	0	0	19
TEAM												
Totals..... 29-59 5-11 13-19 10-21-31 22 76 13 17 1 6 200												

TOTAL FG%	1st Half: 12-29 41.4%	2nd Half: 17-30 56.7%	Game: 49.2%	DEADBALL
3-Pt. FG%	1st Half: 1-4 25.0%	2nd Half: 4-7 57.1%	Game: 45.5%	REBOUNDS
F Throw %	1st Half: 6-9 66.7%	2nd Half: 7-10 70.0%	Game: 68.4%	3,2

### HOMETEAM: Florida State 2-1

#	Player	fg-a	3fg-a	ft-a	o-d-tot	pf	tp	a	to	blk	s	min
33	Britany Miller	f 6-11	0-0	0-2	4-4-8	4	12	1	2	3	2	24
02	LaQuinta Neely	g 1-3	0-0	0-1	0-1-1	2	2	6	1	1	0	20
12	Holly Johnson	g 4-8	1-7	4-4	0-3-3	0	9	5	1	0	0	30
23	Alicia Gladden	g 2-7	0-0	3-4	0-6-6	4	11	2	1	0	1	31
31	Ganiyat Adeduntan	g 6-12	2-7	6-7	3-1-4	1	20	1	0	0	0	33
10	Mara Freshour	g 2-4	1-3	3-3	3-2-5	0	5	2	0	0	0	17
20	Tanae Davis-Cain	g 2-4	1-3	3-3	0-2-2	1	8	1	2	0	0	14
21	Christie Lautsch	g 3-5	0-0	1-3	0-0-0	3	7	0	1	1	1	12
22	Shante Williams	g 3-5	0-0	2-4	2-2-3	3	8	4	1	0	3	17
44	Nikki Anthony	g 0-0	0-0	0-0	1-0-1	0	0	0	0	0	0	2
TEAM												
Totals..... 29-59 5-20 19-28 13-22-35 18 82 18 15 6 9 200												

TOTAL FG%	1st Half: 14-27 51.9%	2nd Half: 15-32 46.9%	Game: 49.2%	DEADBALL
3-Pt. FG%	1st Half: 4-12 33.3%	2nd Half: 1-8 12.5%	Game: 25.0%	REBOUNDS
F Throw %	1st Half: 4-7 57.1%	2nd Half: 15-21 71.4%	Game: 67.9%	3,1

Florida	31	45	76
Florida State	36	46	82

## WESTERN CAROLINA vs FLORIDA STATE

11/26/05 12:00 pm • Tallahassee, FL

### VISITORS: Western Carolina 0-3; 0-0

#	Player	fg-a	3fg-a	ft-a	o-d-tot	pf	tp	a	to	blk	s	min
35	Jessika Johnson	f 5-12	0-0	0-0	4-2-6	3	10	0	1	1	0	23
32	Erin May	c 4-10	0-1	0-1	2-1-3	3	8	0	3	0	0	31
05	Ashley Pellom	g 0-5	0-0	1-2	1-3-4	1	1	3	1	0	0	19
10	Monique Dawson	g 1-2	1-1	0-0	0-2-2	3	1	4	0	0	0	17
01	Chevon Keith	g 4-12	0-0	0-0	6-3-9	3	8	1	3	1	0	23
01	April Parker	g 4-11	0-0	0-2	3-3-6	3						

# 2005-06 REVIEW

TEAM	2-1-3					
Totals.....	28-68	2-1217-2822-26-4824	75 12 14	3 12	200	
TOTAL FG%	1st Half: 12-34 35.3%	2nd Half: 16-34 47.1%	Game: 41.2%	DEADBALL		
3-Pt. FG%	1st Half: 0-8 0.0%	2nd Half: 2-4 50.0%	Game: 16.7%	REBOUNDS		
F Throw %	1st Half: 9-16 56.3%	2nd Half: 8-12 66.7%	Game: 60.7%		4	

Mississippi State	22	37	59		
Florida State	33	42	75		

## UCF vs FLORIDA STATE

12/04/05 2:00 pm • Tallahassee, FL

### VISITORS: UCF 1-5

#	Player	fg-a	3fg-a	ft-a	o-d-tot	pf	tp	a	to	blk	s	min
22	Shelby Weber	f 1-6	0-0	2-4	1-4-5	1	4	0	4	1	3	35
34	Juliana Gomes	c 0-2	0-0	1-4	3-0-3	3	1	1	2	0	1	25
12	Lashay King	g 3-10	0-3	1-2	1-2-3	2	7	2	6	0	0	31
14	Francine Houston	g 5-12	3-7	0-0	1-2-3	2	13	0	3	0	0	27
24	Shayla Smith	g 4-7	1-2	0-1	1-1-2	0	9	2	0	0	1	37
11	Amber Long	g 2-5	0-0	0-0	1-1-2	0	4	2	1	0	1	17
21	Courtney Chessher	g 0-0	0-0	0-0	0-0-0	0	0	0	0	0	0	1
32	Jackie Akers	g 3-3	0-0	0-1	1-2-3	2	6	0	1	0	0	13
44	Elizabeth Feiser	g 2-7	0-2	1-1	1-1-2	2	5	1	0	0	0	14
TEAM		0-1-1										
Totals.....	20-52	4-16	5-13	10-14	24-12	49	8	17	1	6	200	

TOTAL FG%	1st Half: 11-28 39.3%	2nd Half: 9-24 37.5%	Game: 38.5%	DEADBALL	
3-Pt. FG%	1st Half: 3-9 33.3%	2nd Half: 1-7 14.3%	Game: 25.0%	REBOUNDS	
F Throw %	1st Half: 0-2 0.0%	2nd Half: 5-11 45.5%	Game: 38.5%		4

### HOMETEAM: Florida State 6-1

#	Player	fg-a	3fg-a	ft-a	o-d-tot	pf	tp	a	to	blk	s	min
33	Britany Miller	c 4-5	0-0	0-0	3-3-6	1	8	1	0	1	1	21
02	LaQuinta Neely	g 4-7	0-0	2-2	2-0-2	2	10	8	3	0	2	26
12	Holly Johnson	g 2-7	2-4	0-0	2-1-3	1	6	2	4	0	2	30
23	Alicia Gladden	g 6-15	0-0	0-0	6-6-12	2	12	1	1	2	0	26
31	Ganiyat Adeduntan	g 3-6	0-0	0-0	0-2-2	0	6	0	1	0	0	16
03	Tiffany Bucklew	g 0-1	0-1	0-0	0-0-0	0	0	0	0	0	0	3
10	Mara Freshour	g 6-8	4-5	0-0	1-4-5	1	16	1	2	1	24	
15	Kyria Buford	g 2-2	0-0	2-2	1-0-1	1	3	0	0	0	0	3
20	Tanea Davis-Cain	g 3-7	2-4	0-4	2-2-4	1	8	1	3	0	0	20
21	Christie Lautsch	g 1-1	0-0	1-1	0-0-0	1	3	0	0	0	0	4
22	Shante Williams	g 2-3	0-1	0-0	0-1-1	2	4	2	1	0	0	13
34	Hannah Linquist	g 0-1	0-0	0-0	0-0-0	1	0	0	0	0	0	4
44	Nikki Anthony	g 0-1	0-0	2-2	1-1-2	1	2	0	0	0	0	10
TEAM		1-5-6										
Totals.....	33-64	8-15	7-11	19-25	44-13	81	16	15	4	6	200	

TOTAL FG%	1st Half: 15-29 51.7%	2nd Half: 18-35 51.4%	Game: 51.6%	DEADBALL	
3-Pt. FG%	1st Half: 5-8 62.5%	2nd Half: 3-7 42.9%	Game: 53.3%	REBOUNDS	
F Throw %	1st Half: 4-6 66.7%	2nd Half: 3-5 60.0%	Game: 63.6%		2,1

UCF	25	24	49		
Florida State	39	42	81		

## FLORIDA STATE vs TULSA

12/06/05 7:00 pm • Tulsa, OK

### VISITORS: Florida State 6-2

#	Player	fg-a	3fg-a	ft-a	o-d-tot	pf	tp	a	to	blk	s	min
33	Britany Miller	c 1-4	0-0	0-0	0-1-1	5	2	0	1	1	3	13
02	LaQuinta Neely	g 2-8	0-0	1-2	5-6	2	5	4	1	0	3	32
12	Holly Johnson	g 3-16	3-10	5-7	1-1-2	3	14	6	2	0	1	32
23	Alicia Gladden	g 2-8	0-0	4-4	2-3-5	4	8	0	1	2	1	20
31	Ganiyat Adeduntan	g 3-10	0-1	4-4	3-1-4	2	12	1	0	0	0	21
10	Mara Freshour	g 5-6	3-4	0-0	2-3-5	0	13	1	0	0	2	28
20	Tanea Davis-Cain	g 4-10	2-3	0-0	0-3-3	2	10	1	1	0	0	22
21	Christie Lautsch	g 0-0	0-0	0-0	0-2-2	0	0	1	0	0	0	6
22	Shante Williams	g 3-8	0-1	0-0	1-1-2	4	6	0	1	0	2	11
44	Nikki Anthony	g 1-5	0-0	1-2	4-1-5	2	3	0	0	0	0	15
TEAM		1-1-2										
Totals.....	24-75	8-19	15-19	18-37	24	71	15	8	5	12	200	

TOTAL FG%	1st Half: 11-33 33.3%	2nd Half: 13-42 31.0%	Game: 32.0%	DEADBALL	
3-Pt. FG%	1st Half: 2-8 25.0%	2nd Half: 6-11 54.5%	Game: 42.1%	REBOUNDS	
F Throw %	1st Half: 8-10 80.0%	2nd Half: 7-9 77.8%	Game: 78.9%		1

### HOMETEAM: Tulsa 5-1

#	Player	fg-a	3fg-a	ft-a	o-d-tot	pf	tp	a	to	blk	s	min
14	Robbins, Jillian	f 6-13	0-0	6-7	15-19	2	18	0	5	6	0	31
22	Jaskowiak, Emily	f 5-5	0-0	6-6	2-3-5	4	16	2	1	1	1	21
41	Moody, Megan	f 7-12	2-3	1-2	0-3-3	0	17	2	3	2	1	32
01	Pongonis, Kara	g 3-8	3-6	6-6	0-0-0	0	15	3	3	0	0	30
23	Mays, Tandem	g 1-5	0-2	2-3	2-3-5	2	4	7	1	0	0	32
03	Upshaw, LeAnn	g 0-0	0-0	2-2	1-1-2	1	2	0	1	0	0	10
04	Idler, Dana	g 0-2	0-0	1-2	0-3-3	4	0	2	1	1	1	12
05	Dreiling, Jamie	g 0-1	0-0	0-0	1-1-2	2	0	0	1	0	0	8
33	Merrivether, C.	g 0-3	0-0	0-0	0-1-1	0	0	2	1	0	0	8
45	Wagoner, TaTanisha	g 3-5	0-0	1-2	1-3-4	2	7	0	1	3	0	16
TEAM		2-3-5										
Totals.....	25-54	5-11	25-30	15-49	17	10	13	3	200			

TOTAL FG%	1st Half: 10-25 40.0%	2nd Half: 15-29 51.7%	Game: 46.3%	DEADBALL	
3-Pt. FG%	1st Half: 3-5 60.0%	2nd Half: 2-6 33.3%	Game: 45.5%	REBOUNDS	
F Throw %	1st Half: 11-13 84.6%	2nd Half: 14-17 82.4%	Game: 83.3%		2

Florida State	32	39	71		
Tulsa	34	46	80		

## FLORIDA STATE vs FLORIDA ATLANTIC

12/17/05 7:00 pm • Boca Raton, FL

### VISITORS: Florida State 7-2

#	Player	fg-a	3fg-a	ft-a	o-d-tot	pf	tp	a	to	blk	s	min
33	Alicia Gladden	f 4-15	0-1	3-4	3-4-7	4	11	3	3	0	0	27
31	Ganiyat Adeduntan	f 5-13	1-2	7-8	4-5-9	3	18	2	1	0	1	32

Florida State	27	41	68		
Xavier	28	47	75		



Mara Freshour

33	Britany Miller	c 6-8	0-0	0-0	3-9-12	4	12	0	1	3	0	18
02	LaQuinta Neely	g 1-5	0-0	3-6	2-2-4	1	5	4	4	0	2	30
12	Holly Johnson	g 1-6	0-0	8-8	0-1-1	2	10	5	5	0	0	31
10	Mara Freshour	g 3-6	1-2	5-5	4-4-8	0	12	0	3	2	1	29
20	Tanea Davis-Cain	g 2-7	0-3	0-2	0-3-3	1	4	1	2	0	0	15
44	Nikki Anthony	g 1-4	0-0	2-2	5-1-6	3	4	0	3	0	1	18
TEAM		1-3-4										
Totals.....	23-64	2-8	28-32	32-54	18	76	15	22	5	8	200	

TOTAL FG%	1st Half: 11-34 32.4%	2nd Half: 12-30 40.0%	Game: 35.9%	DEADBALL	
3-Pt. FG%	1st Half: 1-6 16.7%	2nd Half: 1-2 50.0%	Game: 25.0%	REBOUNDS	
F Throw %	1st Half: 10-13 76.9%	2nd Half: 18-22 81.8%	Game: 80.0%		5

### HOMETEAM: Florida Atlantic 3-5

#	Player	fg-a	3fg-a	ft-a	o-d-tot	pf	tp	a	to	blk	s	min
32	Sally N'Diaye	f 2-8	0-0	0-0	2-2-4	1	4	0	1	0	0	21
34	Riekeberg, Danielle	f 4-6	0-0	0-0	2-2-4	4	8	1	0	0	0	25
10	Beauti, Susan	g 1-2	0-1	0-0	0-1-1	2	2	1	0	0	0	10
24	Shuteamia Brayboy	g 1-3	0-0	0-0	0-2-2	3	2	6	6	0	4	26
33	Shontavia Williams	g 4-18	3-9	6-6	2-6-8	1	17	1	2	0	1	28
04	Sharia Young	g 0-3	0-2	0-0	0-0-0	0	0	1	0	0	1	7
05	Cristal Randolph	g 1-5	1-4	0-0	1-0-1	2	3	1	1	0	0	7
12	Crenshaw, Brittney	g 0-2	0-0	0-0	1-1-2	1	0	1	3	0	1	11
13	Cox, Breana	g 1-2	0-0	0-0	0-0-0	0	2	0	0	1	0	7
23	Missy Glaser	g 2-7	1-1	1-1	1-2-3	5	16	1	2	0	2	30
44	Amanda Bulin	g 1-1	0-0	0-2	1-0-1	2	2	0	3	0	0	12
50	Anderson, Demina	g 3-8	0-0	1-3	2-3-5	4	7	2	0	0	2	16
TEAM		4-2-6										
Totals.....	20-65	5-19	18-23	21-37	25	63	15	19	1	11	200	

TOTAL FG%	1st Half: 10-30 33.3%	2nd Half: 10-35 28.6%	Game: 30.8%	DEADBALL	
3-Pt. FG%	1st Half: 3-7 42.9%	2nd Half: 1-2 16.7%	Game: 26.3%	REBOUNDS	
F Throw %	1st Half: 6-8 75.0%	2nd Half: 1			



**HOMETEAM: Florida State 9-3; 0-0**

#	Player	fg-a	3fg-a	ft-a	o-d-tot	pf	tp	a to	blk	s	min
33	Brittany Miller	c 5-7	0-0	0-2	2-2-4	1	10	0	1	4	1 20
02	LaQuinta Neely	g 1-2	0-0	0-0	1-1-2	1	2	6	0	1	20
12	Holly Johnson	g 6-10	5-7	0-0	1-1-2	1	17	3	1	0	21
23	Alicia Gladden	g 8-11	0-0	4-5	2-2-4	1	20	3	2	0	20
31	Ganiyat Adeduntan	g 3-6	1-3	0-0	1-4-5	1	7	2	0	0	1 20
10	Mara Freshour	g 1-4	0-0	0-0	0-1-1	0	2	1	0	1	18
15	Kyria Buford	g 2-6	0-0	1-1	1-1-2	0	5	0	0	0	1 12
20	Tanae Davis-Cain	g 5-14	0-6	0-0	3-1-4	0	10	2	2	0	3 22
21	Christie Lautsch	g 2-5	0-0	0-0	2-2-4	4	4	0	0	0	0 13
22	Shante Williams	g 3-3	0-0	0-2	0-2-2	2	6	5	1	0	2 19
44	Nikki Anthony	g 4-6	0-0	1-2	1-0-1	2	9	0	2	0	3 15
TEAM											
Totals..... 40-74 6-16 6-1215-20-3515 92 22 9 6 16 200											

TOTAL FG%	1st Half: 22.42 52.4%	2nd Half: 18.32 56.3%	Game: 54.1%	DEADBALL
3-Pt. FG%	1st Half: 4-11 36.4%	2nd Half: 2-5 40.0%	Game: 37.5%	REBOUNDS
F Throw %	1st Half: 4-6 66.7%	2nd Half: 2-6 33.3%	Game: 50.0%	3

Lipscomb	17	25	42
Florida State	52	40	92

**FLORIDA STATE vs FLORIDA**

01/02/06 6:30 pm • Gainesville, FL

**VISITORS: Florida State 9-4**

#	Player	fg-a	3fg-a	ft-a	o-d-tot	pf	tp	a to	blk	s	min
33	Brittany Miller	c 5-9	0-0	0-3	3-1-4	3	10	0	0	1	28
02	LaQuinta Neely	g 5-11	0-0	5-5	2-1-3	3	15	3	8	0	4 30
12	Holly Johnson	g 3-8	1-2	1-1	2-2-4	2	8	3	6	0	4 38
23	Alicia Gladden	g 5-8	0-2	0-0	1-1-2	4	10	1	4	1	2 21
31	Ganiyat Adeduntan	g 6-16	3-9	2-2	1-2-3	2	17	0	2	1	1 36
10	Mara Freshour	g 0-4	0-2	0-0	0-2-2	3	2	2	1	0	2 23
20	Tanae Davis-Cain	g 1-4	0-2	0-0	2-0-2	1	2	0	1	0	2 14
21	Christie Lautsch	g 0-0	0-0	0-0	0-2-2	1	0	0	0	0	0 6
44	Nikki Anthony	g 0-0	0-0	0-0	0-1-1	1	0	0	1	0	0 4
TEAM											
Totals..... 25-60 4-17 8-1113-16-2920 62 9 25 3 14 200											

TOTAL FG%	1st Half: 14-34 41.2%	2nd Half: 11-26 42.3%	Game: 41.7%	DEADBALL
3-Pt. FG%	1st Half: 2-12 16.7%	2nd Half: 2-5 40.0%	Game: 23.5%	REBOUNDS
F Throw %	1st Half: 0-1 0.0%	2nd Half: 8-10 80.0%	Game: 72.7%	1

**HOMETEAM: Florida 12-1**

#	Player	fg-a	3fg-a	ft-a	o-d-tot	pf	tp	a to	blk	s	min
33	Davis, Brittany	f 6-11	1-2	3-3	5-6-11	3	16	1	4	0	1 36
34	Eshe, Dalila	f 1-6	0-0	3-4	1-1-2	4	5	0	4	1	2 26
03	Brooks, Sha	g 3-9	2-4	5-6	1-4-5	1	13	0	5	0	1 27
11	Lowe, Sarah	g 1-7	0-2	5-6	0-2-2	2	7	6	3	0	2 38
21	Santos, Danielle	g 1-2	0-0	0-0	0-2-2	3	2	1	4	0	5 24
04	Dye, Kim	g 0-1	0-1	0-0	0-0-0	0	0	0	1	0	0 5
20	Bowden, Depree	g 6-9	0-0	0-0	3-4-4	0	15	3	1	0	4 18
31	Jackson, Jessica	g 0-2	0-0	0-0	0-0-0	0	0	0	0	0	0 2
44	Dotson, Marsha	g 7-7	0-0	0-0	1-6-7	1	14	1	0	0	2 24
TEAM											
Totals..... 25-54 3-919-2313-24-3714 72 12 23 1 17 200											

TOTAL FG%	1st Half: 11-30 36.7%	2nd Half: 14-24 58.3%	Game: 46.3%	DEADBALL
3-Pt. FG%	1st Half: 0-5 0.0%	2nd Half: 3-4 75.0%	Game: 33.3%	REBOUNDS
F Throw %	1st Half: 3-3 100%	2nd Half: 16-20 80.0%	Game: 82.6%	4

Florida State	30	32	62
Florida	25	47	72



LaQuinta Neely

**FLORIDA STATE vs DUKE**

01/05/06 7:00 pm • Durham, NC

**VISITORS: Florida State 9-5, 0-1 ACC**

#	Player	fg-a	3fg-a	ft-a	o-d-tot	pf	tp	a to	blk	s	min
31	Ganiyat Adeduntan	f 6-12	3-6	2-2	2-3-5	2	17	0	3	1	32
33	Brittany Miller	c 4-9	0-0	1-2	1-2-3	4	9	1	3	2	25
02	LaQuinta Neely	g 1-7	0-0	1-2	3-3-6	2	3	4	2	0	20
12	Holly Johnson	g 2-9	1-3	0-0	0-3-3	1	5	1	4	0	1 31
23	Alicia Gladden	g 4-10	0-0	1-3	2-4-6	4	9	2	3	0	3 18
10	Mara Freshour	g 1-1	1-1	1-2	1-0-1	1	4	1	1	0	1 11
20	Tanae Davis-Cain	g 4-8	1-3	1-2	1-0-1	4	10	0	2	0	1 24
21	Christie Lautsch	g 0-0	0-0	0-0	0-0-0	0	0	0	0	0	0 4
22	Shante Williams	g 2-7	0-0	3-4	2-4-6	1	7	4	2	0	3 19
44	Nikki Anthony	g 1-3	0-0	2-4	2-1-3	2	4	0	0	0	0 12
TEAM											
Totals..... 25-66 6-1312-2115-23-3821 68 13 20 3 12 200											

TOTAL FG%	1st Half: 13-34 38.2%	2nd Half: 12-32 37.5%	Game: 37.9%	DEADBALL
3-Pt. FG%	1st Half: 5-10 50.0%	2nd Half: 1-3 33.3%	Game: 46.2%	REBOUNDS
F Throw %	1st Half: 4-7 57.1%	2nd Half: 8-14 57.1%	Game: 57.1%	3, 1

**HOMETEAM: #2/2 Duke University 13-0, 2-0 ACC**

#	Player	fg-a	3fg-a	ft-a	o-d-tot	pf	tp	a to	blk	s	min
01	Mistie Williams	f 7-9	0-0	2-6	1-5-6	2	16	3	1	1	0 30
25	Monique Currie	f 7-12	2-3	5-6	3-9-12	1	21	11	5	0	3 35
43	Alison Bales	c 5-7	0-0	4-6	3-6-9	4	14	1	4	3	1 22
04	Abby Wamer	g 2-8	1-5	2-2	0-5-2	2	7	1	2	1	2 23
10	Lindsey Harding	g 5-10	1-3	1-2	1-1-2	0	12	3	2	1	1 32
02	Emily Wamer	g 0-1	0-0	0-0	0-0-0	1	0	0	0	0	0 4
03	Laura Kurz	g 1-2	1-1	0-0	1-1-2	2	3	1	0	0	0 3
11	Chante Black	g 2-4	0-0	0-0	2-3-3	3	4	0	1	2	2 13
23	Wanisha Smith	g 2-4	0-0	4-4	0-1-1	1	8	3	3	0	1 16
24	Jessica Foley	g 0-3	0-2	0-1	0-0-0	1	0	0	1	0	0 11
30	Carrem Gay	g 1-1	0-0	0-0	1-0-1	0	2	0	0	0	0 5
TEAM											
Totals..... 32-61 5-1418-2712-32-4417 87 23 19 8 12 200											

TOTAL FG%	1st Half: 19-35 54.3%	2nd Half: 13-26 50.0%	Game: 52.5%	DEADBALL
3-Pt. FG%	1st Half: 4-9 44.4%	2nd Half: 1-3 20.0%	Game: 46.2%	REBOUNDS
F Throw %	1st Half: 7-7 100%	2nd Half: 11-20 55.0%	Game: 66.7%	2

Florida State	35	33	68
#2/2 Duke	49	38	87

**VIRGINIA vs FLORIDA STATE**

01/08/06 2:00 pm • Tallahassee, FL

**VISITORS: Virginia 11-2, 0-1 ACC**

#	Player	fg-a	3fg-a	ft-a	o-d-tot	pf	tp	a to	blk	s	min
33	Tiffany Sardin	f 0-10	0-1	4-6	4-7-11	3	4	1	5	0	1 30
04	Siedah Williams	c 6-12	0-1	2-2	4-4-8	1	14	0	1	0	2 24
05	Shamee Zoll	g 1-5	0-1	2-2	1-0-1	3	4	3	4	0	1 33
10	Brenna McGuire	g 0-6	0-4	0-1	1-2-3	2	0	1	1	0	0 27
23	Takisha Granberry	g 2-8	0-2	1-1	1-3-4	3	5	1	4	0	1 19
01	Lyndra Little	g 4-14	0-0	0-0	4-1-5	5	8	0	1	1	1 20
12	Britnee Millner	g 1-1	0-0	1-4	0-0-1	1	3	0	0	0	1 3
20	Denesha Kenion	g 0-4	0-1	0-0	0-1-1	0	0	2	0	1	1 12
21	Tara McKnight	g 0-0	0-0	0-0	0-0-0	0	0	0	0	0	0 2
30	Abby Robertson	g 0-1	0-0	0-0	2-3-5	0	0	0	0	0	3 10
40	Enonge Stovall	g 3-9	0-0	2-4	6-4-10	1	8	0	4	0	2 20
TEAM											
Totals..... 17-70 0-1012-2027-26-5319 46 6 22 1 13 200											

TOTAL FG%	1st Half: 5-29 17.2%	2nd Half: 12-41 29.3%	Game: 24.3%	DEADBALL
3-Pt. FG%	1st Half: 0-4 0.0%	2nd Half: 0-6 0.0%	Game: 0.0%	REBOUNDS
F Throw %	1st Half: 3-4 75.0%	2nd Half: 9-16 56.3%	Game: 60.0%	4, 1

**HOMETEAM: Florida State 10-5, 1-1 ACC**

#	Player	fg-a	3fg-a	ft-a	o-d-tot	pf	tp	a to	blk	s	min
33	Brittany Miller	f 1-4	0-0	0-0	3-1-4	4	2	0	0	3	0 11
02	LaQuinta Neely	g 3-4	0-0	0-0	6-3-9	4	6	1	4	0	3 21
12	Holly Johnson	g 2-7	1-3	4-4	1-4-5	0	9	1	0	0	3 36
23	Alicia Gladden	g 9-19	0-1	4-4	2-5-7	2	22	1	1	0	3 33
31	Ganiyat Adeduntan	g 4-10	1-4	3-7	0-2-2	2	12	1	3	0	4 23
03	Tiffany Buckelew	g 0-0	0-0	0-0	0-0-0	1	0	0	0	0	0 3
10	Mara Freshour	g 0-5	0-2	0-0	3-2-5	1	0	2	0	0	0 14
15	Kyria Buford	g 0-1	0-0	0-0	0-0-0	0	0	0	0	0	0 3
20	Tanae Davis-Cain	g 0-4	0-1	1-2	1-1-2	4	1	3	0	0	0 8
21	Christie Lautsch	g 1-1	0-0	0-0	1-1-2	0	2	0	2	0	0 20
22	Shante Williams	g 0-1	0-0	4-6	1-3-4	1	4	1	2	0	0 14
44	Nikki Anthony	g 0-4	0-0	2-4	1-1-2	3	2	0	2	0	1 14
TEAM											
Totals..... 20-60 2-111											

# 2005-06 REVIEW

TOTAL FG%	1st Half: 13-30 43.3%	2nd Half: 12-26 46.2%	Game: 44.6%	DEADBALL
3-Pt. FG%	1st Half: 3-10 30.0%	2nd Half: 2-7 28.6%	Game: 29.4%	REBOUNDS
F Throw %	1st Half: 3-5 60.0%	2nd Half: 10-13 76.9%	Game: 72.2%	2,1

Florida State 28 23 51  
North Carolina 32 36 68

## FLORIDA STATE vs VIRGINIA

01/29/06 1:00 pm • Charlottesville, VA

### VISITORS: Florida State 12-7, 3-3 ACC

#	Player	fg-a	3fg-a	ft-a	o-d-tot	pf	tp	a	to	blk	s	min
23	Alicia Gladden	f 4-10	0-2	4-6	2-9	11	4	12	1	1	0	34
31	Ganiyat Adeduntan	f 3-13	1-3	2-4	3-5	8	9	1	0	1	1	34
33	Britany Miller	c 3-7	0-0	2-4	3-0	3	8	0	1	1	1	16
02	LaQuinta Neely	g 2-3	0-0	6-9	0-3	1	10	5	2	0	2	30
12	Holly Johnson	g 5-10	1-3	4-4	0-5	2	15	4	2	0	1	37
10	Mara Freshour	0-0	0-0	0-0	1-0	1	0	0	0	0	0	6
20	Tanae Davis-Cain	2-4	2-2	0-0	0-0	0	6	0	2	0	1	16
21	Christie Lautsch	1-2	0-0	0-0	0-0	2	2	0	1	0	0	4
22	Shante Williams	2-4	0-0	1-1	0-3	0	5	0	2	0	1	12
44	Nikki Anthony	0-0	0-0	0-3	0-3	2	0	0	0	1	0	11
TEAM		1-1-2		2								
Totals.....		22-53	4-10	31-110	29-39	67	11	13	3	7	200	

TOTAL FG%	1st Half: 10-25 40.0%	2nd Half: 12-28 42.9%	Game: 41.5%	DEADBALL
3-Pt. FG%	1st Half: 1-3 33.3%	2nd Half: 3-7 42.9%	Game: 40.0%	REBOUNDS
F Throw %	1st Half: 7-13 53.8%	2nd Half: 12-18 66.7%	Game: 61.3%	9

### HOME TEAM: Virginia 13-6, 2-5 ACC

#	Player	fg-a	3fg-a	ft-a	o-d-tot	pf	tp	a	to	blk	s	min
23	Takisha Granberry	f 2-8	1-4	0-0	0-0	1	5	0	1	0	1	16
33	Tiffany Sardin	f 2-7	0-1	5-6	4-7	11	2	9	1	3	0	35
04	Siedah Williams	c 5-9	0-0	2-2	4-3	3	12	0	2	1	1	36
05	Shanee Zoll	g 3-11	0-4	1-2	1-1	2	7	7	4	0	2	40
10	Brenna McGuire	g 3-12	2-7	0-0	1-2	3	8	4	1	0	1	36
01	Littles, Lyndra	5-7	0-0	5-8	2-6	4	15	0	2	1	0	21
12	LaTonya Blue	0-2	0-1	0-0	0-0	0	0	0	0	0	0	3
20	Denesha Kenion	0-4	0-0	0-0	0-1	1	0	0	2	0	2	7
30	Roberson, Abby	0-2	0-0	2-1	1-2	4	2	0	1	0	0	6
TEAM		4-3-7		1								
Totals.....		20-62	3-17	15-20	24-41	58	12	17	2	7	200	

TOTAL FG%	1st Half: 8-30 26.7%	2nd Half: 12-32 37.5%	Game: 32.3%	DEADBALL
3-Pt. FG%	1st Half: 1-1 27.3%	2nd Half: 0-6 0.0%	Game: 17.6%	REBOUNDS
F Throw %	1st Half: 3-4 75.0%	2nd Half: 12-16 75.0%	Game: 75.0%	1

Florida State	28	39	67
Virginia	22	36	58

## FLORIDA STATE vs GEORGIA TECH

02/02/06 7:00 pm • Atlanta, GA

### VISITORS: Florida State 13-7, 4-3 ACC

#	Player	fg-a	3fg-a	ft-a	o-d-tot	pf	tp	a	to	blk	s	min
23	Alicia Gladden	f 7-10	0-0	0-0	2-1	3	14	1	1	2	1	26
31	Ganiyat Adeduntan	f 2-8	2-3	2-2	1-7	3	8	0	2	0	0	24
33	Britany Miller	c 5-11	0-0	0-2	3-3	4	10	1	1	0	25	
02	LaQuinta Neely	g 0-6	0-0	2-2	2-1	2	2	3	4	0	1	20
12	Holly Johnson	g 2-4	1-2	5-7	1-8	2	10	3	1	1	2	39
10	Mara Freshour	1-3	1-2	0-0	0-2	1	3	1	0	0	0	13
20	Tanae Davis-Cain	0-4	0-3	2-2	0-5	3	2	0	1	0	0	17
21	Christie Lautsch	0-0	0-0	0-0	0-0	0	0	1	0	0	0	2
22	Shante Williams	3-8	0-0	4-4	0-1	0	10	3	2	0	2	21
44	Nikki Anthony	0-2	0-0	0-0	0-0	1	0	0	0	0	0	13
TEAM		3-3-6		1								
Totals.....		20-56	4-10	15-19	31-43	59	12	14	4	6	200	

TOTAL FG%	1st Half: 7-23 30.4%	2nd Half: 13-33 39.4%	Game: 35.7%	DEADBALL
3-Pt. FG%	1st Half: 1-5 20.0%	2nd Half: 3-5 60.0%	Game: 40.0%	REBOUNDS
F Throw %	1st Half: 5-8 62.5%	2nd Half: 10-11 90.9%	Game: 78.9%	1,1

### HOME TEAM: Georgia Tech 13-8, 2-6 ACC

#	Player	fg-a	3fg-a	ft-a	o-d-tot	pf	tp	a	to	blk	s	min
25	Wilson, Kentrina	f 0-3	0-0	1-2	1-3	4	0	1	0	1	0	20
42	Guerant, Ashley	f 2-5	0-0	3-4	2-0	4	7	0	0	0	0	11
35	Terry, Kasha	c 2-3	0-0	0-1	1-1	2	4	4	0	2	1	14
03	Higgs, Stephanie	g 3-16	0-2	1-1	2-6	3	7	3	2	4	3	36
43	Nnamaka, Chioma	g 3-10	1-6	4-4	2-6	2	11	1	4	0	1	28
01	Williams, Jacqua	0-2	0-0	0-0	0-1	2	0	0	0	0	0	7
05	Ingram, Jill	3-9	0-1	1-3	0-1	3	7	2	2	0	2	29
15	Harpring, Megan	0-0	0-0	0-0	0-0	0	0	1	0	0	0	2
21	Mitchell, Janie	6-13	0-1	3-3	3-6	9	15	0	0	0	0	29
32	Williams, Jessica	0-0	0-0	0-0	0-0	0	0	1	0	0	0	3
45	Mitchell, Daphne	0-0	0-0	2-2	0-4	2	2	0	0	0	0	21
TEAM		2-1-3		2								
Totals.....		19-61	1-10	15-23	27-40	54	7	13	5	6	200	

TOTAL FG%	1st Half: 8-31 25.8%	2nd Half: 11-30 36.7%	Game: 31.1%	DEADBALL
3-Pt. FG%	1st Half: 0-6 0.0%	2nd Half: 1-4 25.0%	Game: 10.0%	REBOUNDS
F Throw %	1st Half: 4-6 66.7%	2nd Half: 11-14 78.6%	Game: 75.0%	2

Florida State	20	39	59
Georgia Tech	20	34	54

## NC STATE vs FLORIDA STATE

02/05/06 2:00 pm • Tallahassee, FL

### VISITORS: NC State 13-9, 3-6 ACC

#	Player	fg-a	3fg-a	ft-a	o-d-tot	pf	tp	a	to	blk	s	min
01	K. Whittington	f 3-7	0-0	1-1	0-5	3	7	0	1	0	0	23
12	Marquetta Dickens	f 3-11	1-3	3-5	1-4	2	10	0	3	0	0	27
04	Sasha Reaves	c 1-3	0-0	0-0	2-3	2	2	1	2	0	0	16
13	Billie McDowell	g 1-6	1-4	0-0	2-4	4	3	4	0	0	1	31
15	Ashley Key	g 6-20	2-8	1-1	2-5	2	15	4	3	0	0	36
02	Rachel Stockdale	0-0	0-0	0-0	0-1	0	0	1	0	0	0	5

03	Keisha Brown	3-8	0-1	2-2	2-4	0	8	2	1	1	0	22
11	Monica Pope	1-3	1-1	0-0	0-0	2	3	1	1	0	1	16
32	Tiffany McCollins	0-0	0-0	0-0	0-0	0	0	0	1	0	0	0
44	Tiffany Stansbury	3-7	0-0	3-5	3-3	6	9	1	2	0	0	18
55	Gillian Goring	2-4	0-1	0-1	1-0	1	4	0	0	1	1	6
TEAM		0-2-2		2								
Totals.....		23-69	5-18	15-13	27-40	61	13	15	2	3	200	

TOTAL FG%	1st Half: 11-29 37.9%	2nd Half: 12-40 30.0%	Game: 33.3%	DEADBALL
3-Pt. FG%	1st Half: 2-7 28.6%	2nd Half: 3-11 27.3%	Game: 27.8%	REBOUNDS
F Throw %	1st Half: 6-10 60.0%	2nd Half: 4-5 80.0%	Game: 66.7%	2

### HOME TEAM: Florida State 14-7, 5-3 ACC

#	Player	fg-a	3fg-a	ft-a	o-d-tot	pf	tp	a	to	blk	s	min
33	Britany Miller	c 5-11	0-0	0-0	0-3	4	10	0	0	2	2	24
02	LaQuinta Neely	g 3-5	0-0	2-2	0-5	0	8	1	2	0	0	29
12	Holly Johnson	g 8-14	1-3	4-5	0-6	0	21	3	4	0	1	37
23	Alicia Gladden	g 7-14	0-1	4-5	4-7	2	19	1	4	1	2	35
31	Ganiyat Adeduntan	g 2-9	1-2	0-2	3-2	5	5	1	1	0	0	29
10	Mara Freshour	0-0	0-0	0-0	0-0	1	0	1	0	0	0	8
20	Tanae Davis-Cain	2-2	0-1	0-0	0-0	3	0	2	0	0	0	5
22	Shante Williams	4-7	0-0	3-3	2-7	0	11	2	0	0	1	17
44	Nikki Anthony	0-1	0-0	1-2	3-2	3	1	0	2	0	1	16
TEAM		0-6-6		2								
Totals.....		29-63	2-7	15-22	36-48	13	75	9	15	3	7	200

TOTAL FG%	1st Half: 17-36 47.2%	2nd Half: 12-27 44.4%	Game: 46.0%	DEADBALL
3-Pt. FG%	1st Half: 1-3 33.3%	2nd Half: 1-2 50.0%	Game: 28.6%	REBOUNDS
F Throw %	1st Half: 3-4 75.0%	2nd Half: 12-18 66.7%	Game: 68.2%	2

### NC State

NC State	30	31	61
Florida State	38	37	75

## FLORIDA STATE vs MIAMI

02/09/06 7:00 pm • Coral Gables, FL

### VISITORS: Florida State 15-7, 6-3 ACC

#	Player	fg-a	3fg-a	ft-a	o-d-tot	pf	tp	a	to	blk	s	min
33	Britany Miller	c 5-11	0-0	1-2	3-6	9	11	0	2	2	0	20
02	LaQuinta Neely	g 2-3	0-0	4-4	1-3	1	8	5	3	0	4	22
12	Holly Johnson	g 4-5										



## FLORIDA STATE vs CLEMSON

### 02/19/06 3:00 pm • Clemson, SC



#### VISITORS: Florida State 17-8, 8-4

#	Player	fg-a	3fg-a	ft-a	o-d-tot	pf	tp	a	blk	s	min	
02	LaQuinta Neely	* 2-4	0-0	3-4	2-3-5	1	7	2	2	0	33	
12	Holly Johnson	* 2-10	0-2	6-9	1-2-3	0	10	7	2	0	34	
23	Alicia Gladden	* 9-18	0-0	4-4	6-8-14	1	22	1	2	0	39	
31	Ganiyat Adeduntan	* 8-16	3-5	4-6	1-1-2	2	23	1	1	0	31	
33	Britany Miller	* 4-8	0-0	1-1	0-5-5	4	8	0	1	0	16	
10	Mara Freshour	0-2	0-2	0-0	0-0-0	0	0	0	1	1	11	
20	Tanae Davis-Cain	0-4	0-0	0-0	2-0-2	0	0	0	1	0	16	
21	Christie Lautsch	1-2	0-0	0-0	0-0-1	2	2	0	0	0	5	
22	Shante Williams	2-5	0-0	4-6	2-0-2	2	8	0	0	3	19	
44	Nikki Anthony	0-1	0-0	0-0	0-3-3	5	0	0	3	0	15	
TEAM		1-2-3										
Totals.....		28-70	3-92	1-30	15-24	39	16	11	13	1	13	225

1st Half: 7-31 22.6%	2nd Half: 16-33 48.5%	Game: 40.0%	DEADBALL
3-Pt. FG% 1st Half: 0-3 0.0%	2nd Half: 1-4 25.0%	Game: 33.3%	REBOUNDS
F Throw % 1st Half: 10-14 71.4%	2nd Half: 6-10 60.0%	Game: 70.0%	3

#### HOMETEAM: Clemson Tigers 8-18, 2-10

#	Player	fg-a	3fg-a	ft-a	o-d-tot	pf	tp	a	blk	s	min	
23	D'Leshia Lloyd	f 1-8	0-0	2-2	0-6-6	3	4	1	4	1	0	25
24	Lauren Allen	f 1-4	0-0	0-0	2-0-2	0	2	1	2	0	14	
44	Amanda Frist	c 6-12	0-0	4-5	3-4-7	3	16	1	3	2	0	27
03	Tasha Taylor	g 2-6	0-0	2-2	2-3-5	5	6	3	3	0	32	
12	Julie Talley	g 4-6	4-6	0-0	1-1-2	3	12	2	6	0	0	33
01	Maxienne White	8-14	0-1	2-2	5-8-13	2	18	3	5	2	0	34
20	Susan Yenser	3-10	2-4	0-0	1-4-5	1	8	3	2	2	1	33
33	Carrie Whitehurst	0-0	0-0	0-0	1-1-1	2	0	0	0	0	11	
50	Adrienne Bradshaw	2-6	0-0	2-2	1-2-3	3	6	1	0	0	16	
TEAM		0-4-4										
Totals.....		27-66	6-11	12-13	33-48	22	15	25	7	4	225	

TOTAL FG% 1st Half: 10-22 45.5%	2nd Half: 14-34 41.2%	Game: 40.9%	DEADBALL
3-Pt. FG% 1st Half: 0-1 0.0%	2nd Half: 5-8 62.5%	Game: 54.5%	REBOUNDS
F Throw % 1st Half: 7-8 87.5%	2nd Half: 3-3 100%	Game: 92.3%	1

Florida State	24	39	17	80
Clemson Tigers	27	36	9	72

## WAKE FOREST vs FLORIDA STATE

### 02/23/06 7:00 pm • Tallahassee, FL



#### VISITORS: Wake Forest 12-14, 3-10 ACC

#	Player	fg-a	3fg-a	ft-a	o-d-tot	pf	tp	a	blk	s	min	
04	Liz Strunk	f 4-11	2-6	2-4	2-1-3	1	12	2	1	0	4	29
33	Corinne Groves	f 3-10	0-0	0-0	4-5-9	3	6	0	1	0	1	34
02	Alex Tchanguou	g 2-5	0-0	0-0	1-3-4	2	4	0	2	0	0	21
13	Cotelia Bond-Young	g 0-10	0-5	0-0	0-4-4	3	0	4	4	0	1	32
32	Deirdre Naughton	g 10-18	4-8	2-4	1-3-4	3	26	2	3	0	4	38
11	Yolanda Lavender	1-4	0-0	0-0	1-1-1	0	2	1	2	0	0	18
12	Tiara Good	2-4	0-2	1-2	1-4-5	1	5	2	0	0	0	14
23	Keila Evans	0-0	0-0	0-0	1-0-1	2	0	1	2	0	0	8
34	Melissa Washington	1-4	0-0	0-0	1-1-1	1	2	0	0	0	0	6
TEAM		2-0-2										
Totals.....		23-66	6-21	5-10	12-22	34	16	12	15	0	10	200

TOTAL FG% 1st Half: 11-29 37.9%	2nd Half: 12-37 32.4%	Game: 34.8%	DEADBALL
3-Pt. FG% 1st Half: 2-9 22.2%	2nd Half: 4-12 33.3%	Game: 28.6%	REBOUNDS
F Throw % 1st Half: 2-4 50.0%	2nd Half: 3-6 50.0%	Game: 50.0%	5,1

#### HOMETEAM: Florida State 18-8, 9-4 ACC

#	Player	fg-a	3fg-a	ft-a	o-d-tot	pf	tp	a	blk	s	min	
33	Britany Miller	c 9-18	0-0	4-4	0-2-2	1	22	0	2	1	1	28
02	LaQuinta Neely	g 2-5	0-0	0-0	4-3-7	2	4	4	3	0	2	29
12	Holly Johnson	g 4-5	1-2	1-3	0-5-5	2	10	3	3	0	1	35
23	Alicia Gladden	g 5-12	0-0	0-0	1-3-4	2	10	5	2	0	2	31
31	Ganiyat Adeduntan	g 4-7	3-4	0-0	0-4-4	1	11	0	0	2	0	28
10	Mara Freshour	0-0	0-0	0-0	1-0-1	0	0	0	2	0	0	6
20	Tanae Davis-Cain	0-1	0-1	0-0	1-1-1	2	0	3	0	0	0	15
21	Christie Lautsch	0-0	0-0	0-1	0-0-0	1	0	1	0	0	0	3
22	Shante Williams	4-5	0-0	4-4	0-3-3	0	12	1	3	0	1	17

44	Nikki Anthony	0-2	0-0	1-2	0-3-3	1	1	0	0	0	0	8
TEAM		1-5-6										
Totals.....		28-55	4-7	10-14	29-36	12	70	16	16	3	7	200

TOTAL FG% 1st Half: 14-26 53.8%	2nd Half: 14-29 48.3%	Game: 50.9%	DEADBALL
3-Pt. FG% 1st Half: 2-3 66.7%	2nd Half: 2-4 50.0%	Game: 57.1%	REBOUNDS
F Throw % 1st Half: 6-10 60.0%	2nd Half: 4-4 100%	Game: 71.4%	1,2

Wake Forest	26	31	57
Florida State	36	34	70

## BOSTON COLLEGE vs FLORIDA STATE

### 02/26/06 1:00 pm • Tallahassee, FL



#### VISITORS: Boston College 19-10, 6-8 ACC

#	Player	fg-a	3fg-a	ft-a	o-d-tot	pf	tp	a	blk	s	min	
02	Brooke Queenan	f 7-17	0-3	5-5	2-9-11	3	19	1	2	0	0	37
11	Kathrin Riss	f 2-2	0-0	1-2	0-1-1	4	5	2	2	0	1	23
20	Aja Parham	f 1-5	0-0	3-6	2-4-6	4	5	3	1	0	0	30
03	Sarah Marshall	g 2-7	0-0	0-0	0-5-5	0	4	2	4	0	1	32
04	Kindyll Dorsey	g 4-12	2-7	2-3	0-2-4	4	12	1	3	1	0	34
10	Laura Lokitis	3-7	1-2	0-0	1-0-1	4	7	0	1	0	0	11
21	Corey Rusin	0-0	0-0	0-0	0-0-0	1	0	0	0	0	0	0
22	Brittany Johnson	3-6	0-0	0-0	4-2-6	3	6	0	5	0	0	18
55	Lisa Macchia	1-2	0-0	0-0	0-2-2	1	2	1	2	0	0	15
TEAM		2-3-5										
Totals.....		23-58	3-12	11-11	16-11	26	60	10	20	3	6	200

TOTAL FG% 1st Half: 8-23 34.8%	2nd Half: 15-35 42.9%	Game: 39.7%	DEADBALL
3-Pt. FG% 1st Half: 1-4 25.0%	2nd Half: 2-8 25.0%	Game: 25.0%	REBOUNDS
F Throw % 1st Half: 7-9 77.8%	2nd Half: 4-7 57.1%	Game: 68.8%	3,2

#### HOMETEAM: Florida State 19-8, 10-4 ACC

#	Player	fg-a	3fg-a	ft-a	o-d-tot	pf	tp	a	blk	s	min	
33	Britany Miller	c 5-9	0-0	0-1	0-1-1	4	10	0	1	0	2	15
02	LaQuinta Neely	g 1-3	0-0	4-4	0-4-4	2	6	3	4	1	3	29
12	Holly Johnson	g 5-10	2-5	3-5	2-3-5	1	15	2	3	0	1	38
23	Alicia Gladden	g 5-14	0-1	6-9	3-6-9	4	16	2	2	0	1	35
31	Ganiyat Adeduntan	g 6-13	1-3	7-7	2-4-6	2	20	1	1	1	1	30
10	Mara Freshour	0-0	0-0	0-0	0-0-0	0	0	1	0	0	0	8
20	Tanae Davis-Cain	1-5	0-3	0-0	1-1-2	1	2	0	0	0	0	12
21	Christie Lautsch	0-0	0-0	0-0	0-0-0	0	0	0	0	0	0	0
22	Shante Williams	0-5	0-0	2-2	0-3-3	0	2	2	1	0	1	16
44	Nikki Anthony	0-1	0-0	0-0	1-3-4	2	0	0	0	0	0	17
TEAM		2-1-3										
Totals.....		23-60	3-12	22-28	11-26	37	71	10	13	2	9	200

TOTAL FG% 1st Half: 11-34 32.4%	2nd Half: 12-26 46.2%	Game: 38.3%	DEADBALL
3-Pt. FG% 1st Half: 1-9 11.1%	2nd Half: 2-3 66.7%	Game: 25.0%	REBOUNDS
F Throw % 1st Half: 6-7 85.7%	2nd Half: 16-21 76.2%	Game: 78.6%	2

Boston College	24	36	60
Florida State	29	42	71

## NC STATE vs FLORIDA STATE

### 03/03/06 4:00 pm • Raleigh, NC



#### VISITORS: NC State 19-10, 7-4 ACC

#	Player	fg-a	3fg-a	ft-a	o-d-tot	pf	tp	a	blk	s	min	
01	Whittington, K.	f 2-8	0-0	1-2	1-1-3	2	5	1	1	1	0	29
04	Reaves, Sasha	f 10-10	0-0	0-1	3-3-6	2	10	1	1	0	0	37
12	Dickens, Marquetta	g 8-14	1-1	2-2	0-2-2	2	19	1	4	0	1	34
13	McDowell, Billie	g 4-7	1-2	0-0	0-1-1	1	9	0	0	0	0	21
15	Key, Ashley	g 3-5	0-0	3-4	1-1-2	1	9	4	0	0	5	33
03	Brown, Keisha	2-4	0-1	0-0	3-1-4	2	4	1	2	0	0	17
11	Pope, Monica	3-8	0-4	0-0	1-1-2	0	6	2	1	0	0	17
44	Stansbury, Tiffany	1-4	0-0	0-1	2-1-3	1	2	0	1	0	0	12
TEAM		0-2-2										
Totals.....		28-60	2-8	6-11	23-35	11	64	10	14	1	8	200

TOTAL FG% 1st Half: 14-28 50.0%	2nd Half: 14-32 43.8%	Game: 46.7%	DEADBALL
3-Pt. FG% 1st Half: 1-4 25.0			

## ACC Final Standings

### ACC GAMES

TEAM	W	L	PCT	HM	RD
North Carolina	13	1	.929	6-1	7-0
Duke	12	2	.857	6-1	6-1
Maryland	12	2	.857	6-1	6-1
Florida State	10	4	.714	6-1	4-3
NC State	7	7	.500	4-3	3-4
Miami	6	8	.429	3-4	3-4
Virginia Tech	6	8	.429	3-4	3-4
Boston College	6	8	.429	4-3	2-5
Virginia	5	9	.357	2-5	3-4
Wake Forest	3	11	.214	3-4	0-7
Georgia Tech	2	12	.143	2-5	0-7
Clemson	2	12	.143	2-5	0-7

### OVERALL

TEAM	W	L	PCT	HM	RD	NEU	LAST 10
North Carolina	33	2	.943	14-1	10-0	9-1	9-1
Duke	31	4	.886	12-1	12-1	7-2	7-3
Maryland	34	4	.895	15-1	9-1	10-2	9-1
Florida State	20	10	.667	13-2	6-6	1-2	7-3
NC State	19	12	.613	11-3	4-5	0-2	3-7
Miami	17	13	.567	13-5	4-6	0-2	3-7
Virginia Tech	21	10	.667	10-4	6-4	5-2	6-4
Boston College	21	12	.636	14-4	4-6	3-2	4-6
Virginia	20	12	.625	11-5	7-5	2-2	7-3
Wake Forest	12	16	.426	9-5	2-9	1-2	2-8
Georgia Tech	14	15	.483	11-5	2-8	1-2	2-8
Clemson	8	21	.276	6-9	2-8	0-4	0-10

### ACC TOURNAMENT

#### 29<sup>th</sup> Annual ACC Tournament Greensboro Coliseum

Thursday, March 2

Seed #8 Boston College 54 vs. Seed #9 Virginia 57

Seed #5 NC State 67 vs. Seed #12 Clemson 53

Seed #7 Virginia Tech 73 vs. Seed #10 Wake Forest 60

Seed #6 Miami 62 vs. Seed #11 Georgia Tech 79

Friday, March 3

Seed #1 North Carolina 82 vs. Seed #9 Virginia 56

Seed #4 Florida State 60 vs. Seed #5 NC State 64

Seed #2 Duke 69 vs. Seed #7 Virginia Tech 56

Seed #3 Maryland 71 vs. Seed #11 Georgia Tech 66

Saturday, March 4

Seed #1 North Carolina 90 vs. Seed #5 NC State 69

Seed #2 Duke 70 vs. Seed #3 Maryland 78

Sunday, March 5

Seed #1 North Carolina 91 vs. Seed #3 Maryland 80

### NCAA TOURNAMENT

#### First Round

No. 8 Boston College 78 vs. No. 9 Notre Dame 61

No. 1 Duke 96 vs. No. 16 Southern 27

No. 6 Florida State 80 vs. No. 11 La Tech 71

No. 2 Maryland 95 vs. No. 15 Sacred Heart 54

No. 1 North Carolina 75 vs. No. 16 UC-Riverside 51

No. 4 NC State 61 vs. No. 12 Tulsa 71

No. 7 Virginia Tech 82 vs. No. 10 Missouri 51

#### Second Round

No. 8 Boston College 79 vs. No. 1 Ohio State 69

No. 2 Duke vs. No. 8 Southern California 51

No. 6 Florida State 70 vs. No. 3 Stanford 88

No. 2 Maryland 81 vs. No. 7 St. John's 74

No. 1 North Carolina 89 vs. No. 8 Vanderbilt 70

No. 7 Virginia Tech 56 vs. #2 Connecticut 79

#### Regionals

No. 8 Boston College 54 vs. No. 5 Utah 57

No. 1 Duke 86 vs. No. 4 Michigan State 61

No. 2 Maryland 82 vs. No. 3 Baylor 63

No. 1 North Carolina 70 vs. #4 Purdue 68

### Regional Finals

No. 1 Duke 63 vs. No. 2 Connecticut 61

No. 2 Maryland 75 vs. No. 5 Utah 74

No. 1 N Carolina 75 vs. No. 2 Tennessee 63

### Final Four

No. 2 Maryland 81 vs. No. 1 N Carolina 70

No. 1 Duke 64 vs. #1 LSU 45

### Championship Game

No. 2 Maryland 78 vs. No. 1 Duke 75

### WOMEN'S NIT

#### WNIT First Round

Virginia 48 d. St. Joseph's (PA) 42

Miami 95 d. Florida Int'l 83

#### WNIT Second Round

Virginia 83 c. Miami 72

#### WNIT Quarterfinals

Pittsburgh 68 d. Virginia 58

### ALL-ACC TOURNAMENT TEAM

#### First Team

Crystal Langhorne, Maryland

Monique Currie, Duke

Nikita Bell, North Carolina

Camille Little, North Carolina

Ivory Latta, North Carolina- MVP

#### Second Team

Brandi Teamer, Virginia

Tiffany Sardin, Virginia

Tamara James, Miami

Chante Black, Duke

Erlana Larkins, North Carolina

### ACC ALL-ATLANTIC COAST CONFERENCE

#### First Team

Monique Currie, Duke

Ivory Latta, North Carolina

Crystal Langhorne, Maryland

Tamara James, Miami

Erlana Larkins, North Carolina

#### Second Team

Brooke Quennan, Boston College

Mistie Williams, Duke

Marissa Coleman, Maryland

Shay Doron, Maryland

Lindsey Harding, Duke

#### Third Team

Cotelia Bond-Young, Wake Forest

Alicia Gladden, Florida State

Camille Little, North Carolina

Kerri Gardin, Virginia Tech

Sharnae Zoll, Virginia

### Honorable Mention

Renee Taylor, Miami

Tiffany Stansbury, NC State

### ACC ALL-FRESHMAN TEAM

Marissa Coleman, Maryland

Dierdre Naughton, Wake Forest

Abby Waner, Duke

Kristi Toliver, Maryland

Britany Miller, Florida State

### ACC ALL DEFENSIVE TEAM

La'Tangela Atkinson, North Carolina

Alicia Gladden, Florida State

Lindsey Harding, Duke

Ashley Key, NC State

Aja Parham, Boston College

### ACC COACH OF THE YEAR

Sylvia Hatchell, North Carolina

### ACC PLAYER OF THE YEAR

Ivory Latta, North Carolina

### ACC ROOKIE OF THE YEAR

Marissa Coleman, Maryland

### ACC PLAYER OF THE WEEK

N21-Shay Doron, Maryland; N28-Crystal Langhorne, Maryland; D5-Tamara James, Miami; D12-La'Tangela Atkinson, N. Carolina; D19-Maxiebbe White, Clemson; J2-Brooke Queenan, B. College; J9-Monique Currie, Duke; J16-Lindsey Harding, Duke; J23-Erlana Larkins, N. Carolina.; J30-Crystal Langhorne, Maryland; F6-Ivory Latta, N. Carolina; F13-Brooke Queenan, B. College; F20- Monique Currie, Duke; F27-Ivory Latta, N. Carolina.

### ACC ROOKIE OF THE WEEK

N21-Abby Waner, Duke; N28-Marissa Coleman, Maryland; D5-Abby Waner, Duke; Britany Miller, Florida St. D12-Marissa Coleman, Maryland; D19-Britany Miller, Florida St.; J2-Marissa Coleman, Maryland; J9-Brittany Denson, Miami; J16-Rashanda McCants, N. Carolina; J23- Kristi Toliver, Maryland; J30-Christina Dewitt, N. Carolina; Marissa Coleman, Maryland; F6-Britany Miller, Florida St.; Kristi Toliver, Maryland; F13-Deirdre Naughton, Wake Forest; F20-Marissa Coleman, Maryland; F27-Deirdre Naughton, Wake Forest



# ACC Statistics

## TEAM STATISTICS

### Scoring Offense

# TEAM	G	W-L	PTS	AVG/G
1. Duke	35	31-4	3009	86.0
2. Maryland	38	34-4	3166	83.3
3. N Carolina	35	33-2	2877	82.2
4. Miami	30	17-13	2274	75.8
5. Florida State	30	20-10	2139	71.3
6. Virginia Tech	31	21-10	2149	69.3
7. NC State	31	19-12	2132	68.8
8. Wake Forest	28	12-16	1918	68.5
9. Boston College	33	21-12	2250	68.2
10. Virginia	32	20-12	2139	66.8
11. Clemson	29	8-21	1921	66.2
12. Georgia Tech	29	14-15	1871	64.5

### Scoring Defense

# TEAM	G	PTS	AVG/G
1. Duke	35	2038	58.2
2. Boston College	33	1937	58.7
3. Virginia	32	1912	59.8
4. N Carolina	35	2095	59.9
5. Georgia Tech	29	1746	60.2
6. NC State	31	1981	63.9
7. Virginia Tech	31	1997	64.4
8. Florida State	30	1935	64.5
9. Maryland	38	2471	65.0
10. Wake Forest	28	1930	68.9
11. Miami	30	2152	71.7
12. Clemson	29	2200	75.9

### Scoring Margin

# TEAM	G	OFF	DEF	MAR
1. Duke	35	86.0	58.2	+27.7
2. N Carolina	35	82.2	59.9	+22.3
3. Maryland	38	83.3	65.0	+18.3
4. Boston College	33	68.2	58.7	+9.5
5. Virginia	32	66.8	59.8	+7.1
6. Florida State	30	71.3	64.5	+6.8
7. Virginia Tech	31	69.3	64.4	+4.9
8. NC State	31	68.8	63.9	+4.9
9. Georgia Tech	29	64.5	60.2	+4.3
10. Miami	30	75.8	71.7	+4.1
11. Wake Forest	28	68.5	68.9	-0.4
12. Clemson	29	66.2	75.9	-9.6



Britany Miller

### Free Throw Percentages

# TEAM	G	FTM	FTA	PCT
1. Boston College	33	433	569	.761
2. Miami	30	437	583	.750
3. Maryland	38	690	924	.747
4. Duke	35	547	747	.732
5. Wake Forest	28	397	548	.724
6. N Carolina	35	547	756	.724
7. Georgia Tech	29	405	588	.689
8. Virginia	32	402	601	.669
9. Clemson	29	301	451	.667
10. Virginia Tech	31	430	656	.655
11. Florida State	30	434	668	.650
12. NC State	31	344	553	.622

### Field Goal Percentages

# TEAM	G	FG	FGA	PCT
1. Duke	35	1125	2259	.498
2. Maryland	38	1130	2363	.478
3. N Carolina	35	1041	2216	.470
4. Boston College	33	850	1810	.470
5. Virginia Tech	31	815	1843	.442
6. Miami	30	808	1841	.439
7. NC State	31	819	1892	.433
8. Florida State	30	792	1877	.422
9. Clemson	29	733	1739	.422
10. Virginia	32	810	1992	.407
11. Georgia Tech	29	675	1721	.392
12. Wake Forest	28	653	1693	.386

### Field Goal Percentage Defense

# TEAM	G	FG	FGA	PCT
1. Duke	35	732	2085	.351
2. Georgia Tech	29	590	1591	.371
3. Boston College	33	724	1948	.372
4. Maryland	38	920	2470	.372
5. N Carolina	35	781	2095	.373
6. NC State	31	727	1802	.403
7. Florida State	30	707	1749	.404
8. Virginia	32	681	1678	.406
9. Clemson	29	771	1831	.421
10. Virginia Tech	31	766	1810	.423
11. Miami	30	773	1825	.424
12. Wake Forest	28	731	1678	.436

### 3-Point Field Goal Percentage

# TEAM	G	FG	FGA	PCT
1. Maryland	38	216	540	.400
2. Duke	35	212	542	.391
3. N Carolina	35	248	682	.364
4. Virginia Tech	31	89	254	.350
5. Clemson	29	154	443	.348
6. Miami	30	221	652	.339
7. Wake Forest	28	215	643	.334
8. Boston College	33	117	352	.332
9. Florida State	30	121	370	.327
10. Georgia Tech	29	116	366	.317
11. NC State	31	150	485	.309
12. Virginia	32	117	409	.286

### 3-Point Field Goal Percentage Defense

# TEAM	G	FG	FGA	PCT
1. N Carolina	35	151	527	.287
2. Duke	35	148	510	.290
3. Virginia	32	124	423	.293
4. Boston College	33	154	525	.293
5. Georgia Tech	29	136	451	.302
6. Maryland	38	189	615	.307
7. Florida State	30	126	405	.311
8. Wake Forest	28	128	389	.329
9. Miami	30	164	484	.339
10. Virginia Tech	31	149	432	.345
11. Clemson	29	161	453	.355
12. NC State	31	169	468	.361

### 3-Point Field Goals Made

# TEAM	G	3FG	AVG/G
1. Wake Forest	28	215	7.68
2. Miami	30	221	7.37
3. N Carolina	35	248	7.09
4. Duke	35	212	6.06
5. Maryland	38	216	5.68
6. Clemson	29	154	5.31
7. NC State	31	150	4.84
8. Florida State	30	121	4.03
9. Georgia Tech	29	116	4.00
10. Virginia	32	117	3.66
11. Boston College	33	117	3.55
12. Virginia Tech	31	89	2.87

### Rebounding Margin

# TEAM	G	TEAM	AVG	OPP	AVG	MAR
1. Maryland	38	1720	45.3	1267	33.3	+11.9
2. Duke	35	1532	43.8	1167	33.3	+10.4
3. Boston C	33	1281	38.8	1037	31.4	+7.4
4. Ga Tech	29	1208	41.7	1005	34.7	+7.0
5. N Carolina	35	1429	40.8	1271	36.3	+4.5
6. Va Tech	31	1183	38.2	1064	34.3	+3.8
7. NC State	31	1223	39.5	1118	36.1	+3.4
8. FSU	30	1187	39.6	1124	37.5	+2.1
9. Virginia	32	1200	37.5	1148	35.9	+1.6
10. Wake	28	1030	36.8	1097	39.2	-2.4
11. Clemson	29	1079	37.2	1203	41.5	-4.3
12. Miami	30	1079	36.0	1213	40.4	-4.5

### Assists

# TEAM	G	ASSISTS	AVG/G
1. Duke	35	717	20.49
2. N Carolina	35	638	18.23
3. Maryland	38	652	17.16
4. Boston College	33	551	16.70
5. Clemson	29	482	16.62
6. NC State	31	492	15.87
7. Miami	30	437	14.57
8. Virginia Tech	31	437	14.10
9. Wake Forest	28	394	14.07
10. Florida State	30	400	13.33
11. Virginia	32	426	13.31
12. Georgia Tech	29	291	10.03


### Blocked Shots

# TEAM	G	BLOCKS	AVG/G
1. Duke	35	267	7.63
2. N Carolina	35	190	5.43
3. Maryland	38	195	5.13
4. Clemson	29	147	5.07
5. NC State	31	141	4.55
6. Georgia Tech	29	110	3.79
7. Virginia Tech	31	106	3.42
8. Miami	30	95	3.17
9. Florida State	30	94	3.13
10. Boston College	33	81	2.45
11. Virginia	32	76	2.38
12. Wake Forest	28	63	2.25

### Steals

# TEAM	G	STEALS	AVG/G
1. N Carolina	35	457	13.06
2. Duke	35	411	11.74
3. Miami	30	344	11.47
4. Virginia	32	337	10.53
5. Virginia Tech	31	324	10.45
6. Georgia Tech	29	290	10.00
7. Wake Forest	28	276	9.86
8. Florida State	30	291	9.70
9. NC State	31	285	9.19
10. Clemson	29	233	8.03
11. Maryland	38	268	7.05
12. Boston College	33	206	6.24

# 2005-06 REVIEW



Alicia Gladden

## INDIVIDUAL STATISTICS

### Scoring

#	PLAYER-TEAM	CL	G	FG	3FG	FT	PTS	AVG/G
1.	Tamara James-UM	SR	30	218	53	156	645	21.5
2.	Ivory Latta-NC	JR	35	211	85	138	645	18.4
3.	Crystal Langhorne-MD	SO	38	248	0	158	654	17.2
4.	Monique Currie-DU	SR	35	202	42	127	573	16.4
5.	Cotelia Bond-Young-WF	SR	28	144	85	68	441	15.8
14.	Alicia Gladden-FS	JR	30	157	3	75	392	13.1
18.	Ganiyat Adeduntan-FS	SR	30	129	39	65	362	12.1

### Rebounding

#	PLAYER-TEAM	CL	G	OFF	DEF	TOT	AVG/G
1.	Kerri Gardin-VT	SR	29	105	184	289	10.0
2.	Crystal Langhorne-MD	SO	38	131	194	325	8.6
3.	Marissa Coleman-MD	FR	37	71	228	299	8.1
4.	Brooke Queenan-BC	SR	33	71	195	266	8.1
5.	Khadijah Whittington-ST	SO	31	86	162	248	8.0
16.	Alicia Gladden-FS	JR	30	74	119	193	6.4

### Field Goal Percentage

#	PLAYER-TEAM	CL	G	FG	FGA	PCT
1.	Crystal Langhorne-MD	SO	38	248	370	.670
2.	Mistie Williams-DU	SR	35	160	259	.618
3.	Kathrin Ress-BS	JR	33	117	204	.574
4.	Erlana Larkins-NC	SO	35	180	317	.568
5.	Amanda Frist-CU	SR	29	121	215	.563
11.	Britany Miller-FS	FR	30	148	283	.523

### Assists

#	PLAYER-TEAM	CL	G	ASSISTS	AVG/G
1.	Sharnae Zoll-VA	SO	32	201	6.28
2.	Sarah Marshall-BC	JR	33	190	5.76
3.	Tasha Taylor-CU	SO	29	162	5.59
4.	Ivory Latta-NC	JR	35	181	5.17
5.	Lindsey Harding-DU	JR	35	156	4.46
11.	Holly Johnson-FS	SR	30	106	3.53
14.	LaQuinta Neely-FS	SR	30	96	3.20

### Free Throw Percentage

#	PLAYER-TEAM	CL	G	TM	FTA	PCT
1.	Ivory Latta-NC	JR	35	138	162	.852
2.	Deirdre Naughton-WF	FR	28	66	78	.846

3.	Renee Taylor-UM	JR	30	112	134	.836
4.	Marissa Coleman-MD	FR	37	90	108	.833
5.	Tamara James-UM	SR	30	156	188	.830
14.	Ganiyat Adeduntan-FS	SR	30	65	84	.774

### Steals

#	PLAYER-TEAM	CL	G	STEALS	AVG/G
1.	Tamara James-UM	SR	30	93	3.10
2.	Jill Ingram-GT	SO	27	64	2.37
3.	Renee Taylor-UM	JR	30	71	2.37
4.	Ivory Latta-NC	JR	35	80	2.29
5.	Sharnae Zoll-VA	SO	32	72	2.25
9.	Alicia Gladden-FS	JR	30	62	2.07

### Blocked Shots

#	PLAYER-TEAM	CL	G	BLOCKS	AVG/G
1.	Alison Bales-DU	JR	35	120	3.43
2.	LaToya Pringle-NC	SO	35	75	2.14
3.	Laura Harper-MD	SO	36	70	1.94
4.	Chante Black-DU	SO	34	65	1.91
5.	Kasha Terry-GT	SR	29	55	1.90
9.	Britany Miller-FS	FR	30	39	1.30

### 3-Point Field Goals Made

#	PLAYER-TEAM	CL	G	3FG	AVG/G
1.	Cotelia Bond-Young-WF	SR	28	85	3.04
2.	Ivory Latta-NC	JR	35	85	2.43
3.	Kindyll Dorsey-BC	JR	33	72	2.18
4.	Billie McDowell-ST	SR	27	56	2.07
5.	Julie Talley-CU	SR	28	58	2.07
15.	Holly Johnson-FS	SR	30	44	1.47

### Offensive Rebounds

#	PLAYER-TEAM	CL	G	NO	AVG/G
1.	Kerry Gardin-VT	SR	29	105	3.62
2.	Crystal Langhorne-MD	SO	38	131	3.45
3.	Erlana Larkins-NC	SO	35	118	3.37
4.	Lyndra Littles-VA	FR	32	97	3.03
5.	Tiffany Stansbury-ST	SR	30	87	2.90
9.	Alicia Gladden-FS	JR	30	74	2.47
14.	Britany Miller-FS	FR	30	71	2.37

### Defensive Rebounds

#	PLAYER-TEAM	CL	G	NO	AVG/G
1.	Kerri Gardin-VT	SR	29	184	6.34
2.	Marissa Coleman-MD	FR	37	228	6.16
3.	Brooke Queenan-BC	SR	33	195	5.91
4.	Tamara James-UM	SR	30	172	5.73
5.	Khadijah Whittington-ST	SO	31	162	5.23
15.	Alicia Gladden-FS	JR	30	119	3.97



Nikki Anthony