

FLORIDA STATE



RECORDS

POSTSEASON HISTORY

1978

State Tournament

South Florida 70 FSU 65
 FSU 86 South Florida 61
 South Florida 61 FSU 59

1980

FAIAW State Tournament Tampa, Fla.

FSU 100 South Florida 88

AIAW Region Tournament Clinton, Miss.

Mercer 84 FSU 75

1981

FAIA State Tournament Daytona Beach, Fla.

Miami 79 FSU 70

1982

FAIAW State Tournament Daytona Beach, Fla.

FSU 84 Miami 80
 FSU 76 Florida A&M 65

AIAW Region 111 Tournament

FSU 71 Mississippi College 69
 Georgia Southern 81 FSU 78
 Mississippi Valley 95 FSU 83

National Women's Invitational Tournament

FSU 76 Pepperdine 63
 FSU 75 BYU 71
 Championship Game
 Oregon State 76 FSU 60

1983

NCAA Mideast First Round* University, Miss.

Ole Miss 86 FSU 76
 *First team in Florida to earn NCAA Tournament bid

1990

NCAA Mideast First Round Tallahassee, Fla.

Penn State 83 FSU 73

1991

NCAA Mideast First Round Tallahassee, Fla.

FSU 96 Appalachian State 57

NCAA Mideast Second Round Bowling Green, Ky.

Western Kentucky 72 FSU 69

2001

NCAA Midwest First Round Ames, Iowa

FSU 72 Tulane 70

NCAA Midwest Second Round

Ames, Iowa
 Iowa State 85 FSU 70

2003

Women's National Invitational Tournament Tallahassee, Fla.

FSU 71 Florida International 51

Auburn, Ala.

Auburn 68 FSU 57

2004

Women's National Invitational Tournament Mobile, Ala.

FSU 67 South Alabama 61

Richmond, Va.

Richmond 84 FSU 77

2005

NCAA Midwest First Round Storrs, Conn.

FSU 87 Richmond 54

NCAA Midwest Second Round Storrs, Conn.

Connecticut 70 FSU 52

2006

NCAA Midwest First Round Denver, Colo.

FSU 80 Louisiana Tech 71

NCAA Midwest Second Round Denver, Colo.

Stanford 88 FSU 70

2007

NCAA Fresno Regional First Round Stanford, Calif.

FSU 85 Old Dominion 75

NCAA Fresno Regional Second Round Stanford, Calif.

FSU 68 Stanford 61

NCAA Fresno Regional Sweet 16 Fresno, Calif.

LSU 55 FSU 43

2008

NCAA Des Moines Regional First Round Des Moines, Iowa

FSU 60 Ohio State 49

NCAA Des Moines Regional Second Round Des Moines, Iowa.

Oklahoma State 73 FSU 72 (OT)


2009

NCAA Duluth Regional First Round Duluth, Ga.


FSU 83 N.C. A&T 71

NCAA Duluth Regional Second Round Duluth, Ga.

Arizona State 63 FSU 58



Rose Harper lettered for the Seminoles from 1977-81 and played in three state tournaments.



Lisa Foglio was a member of Florida State's first NCAA Tournament team in 1983, the first NCAA Tournament appearance for any collegiate women's basketball team in the state of Florida, and she led the Seminoles in field goals, field goal attempts, free throw percentage and assists.

FLORIDA STATE 2009-10 WOMEN'S BASKETBALL



POSTSEASON HISTORY



**NCAA TOURNAMENT
RECORD: 8-9 (.471)**



2009 NCAA Tournament



2008 NCAA Tournament



2001 NCAA Tournament



2005 NCAA Tournament



2006 NCAA Tournament



2007 NCAA Tournament

THIS IS FSU

OUTLOOK/
COACHES

PLAYERS

08-09 REVIEW

HONORS

RECORDS

OPPONENTS/
MEDIA



FLORIDA STATE 2009-10 WOMEN'S BASKETBALL

POSTSEASON HISTORY

FSU POSTSEASON BESTS

INDIVIDUAL (FSU)

Category	Record	Player	Opponent	Date
Total points:	28	Roneeka Hodges	UConn	3/22/05
Field Goals:	11	Roneeka Hodges	UConn	3/22/05
FG Attempted:	26	Tanae Davis-Cain	Ohio State	3/22/08
3 Point Field Goals:	5	Tanae Davis-Cain	Ohio State	3/22/08
3 FG Attempted:	9	Tanae Davis-Cain	Ohio State	3/22/08
	9	Mara Freshour	Okla State	3/24/08
	9	Tanae Davis-Cain	Okla State	3/24/08
	9	Tanae Davis-Cain	N.C. A&T	3/21/09
Free Throws:	8	Alicia Gladden	Stanford	3/19/07
FT Attempted:	11	Alicia Gladden	Stanford	3/19/07
OF Rebounds:	7	Chantelle Dishman	App. State	3/13/91
DE Rebounds:	8	Mara Freshour	Ohio State	3/22/08
	8	Jacinta Monroe	Okla State	3/24/08
TOT Rebounds:	12	Brenda Cliette	Mississippi	3/18/83
	12	Alicia Gladden	La Tech	3/18/06
	12	Mara Freshour	Ohio State	3/22/08
Blocks:	5	Jacinta Monroe	Old Dominion	3/17/07
Assists:	8	Laquinta Neely	Richmond	3/20/05
	8	Holly Johnson	Stanford	3/20/06
	8	Mara Freshour	N.C. A&T	3/21/09
Steals:	6	Danielle Ryan	App. State	3/13/91

TEAM (FSU)

Category	Record	Opponent	Date
FG%	57.7%	Old Dominion	3/17/07
3 FG%	64.3%	Richmond	3/20/05
FT%	90.0%	Western Kentucky	3/15/91
Total Points:	96	Appalachian State	3/13/91
FG:	38	Appalachian State	3/13/91
FGA:	81	Appalachian State	3/13/91
3FG:	9	Richmond	3/20/05
	9	Ohio State	3/22/08
	9	N.C. A&T	3/21/09
3FGA:	21	Oklahoma State	3/24/08
FT:	19	Louisiana Tech	3/18/06
	19	Penn State	3/14/90
	19	Appalachian State	3/13/91
FTA:	32	Louisiana Tech	3/18/06
OF Reb:	20	Appalachian State	3/13/91
DEF Reb:	32	Oklahoma State	3/24/08
TOT Reb:	51	Oklahoma State	3/24/08
Blocks:	7	Old Dominion	3/17/07
Assists:	23	Richmond	3/20/05
	23	N.C. A&T	3/21/09
Steals:	21	Appalachian State	3/13/91

INDIVIDUAL (OPPONENTS)

Category	Record	Player	Team	Date
Total points:	34	Candice Wiggins	Stanford	3/20/06
Field Goals:	11	Candace Wiggins	Stanford	3/20/06
FG Attempted:	25	Andrea Riley	Okla State	3/24/08
3 Point Field Goals:	4	Candace Wiggins	Stanford	3/20/06
	4	Quianna Chaney	LSU	3/24/07
3 PT FG Attempted:	12	Andrea Riley	Okla State	3/24/08
Free Throws:	9	Sherida Triggs	Old Dominion	3/17/07
FT Attempted:	13	Sylvia Fowles	LSU	3/24/07
OF Rebounds:	6	Maria Cordero	Okla State	3/24/08
DE Rebounds:	11	Shannon Thomas	App. State	3/13/91
	11	Jessica Moore	Connecticut	3/22/05
TOT Rebounds:	13	Brooke Smith	Stanford	3/20/06
Blocks:	4	Brooke Smith	Stanford	3/20/06
	4	Jantel Lavender	Ohio State	3/22/08
	4	Sybil Dosty	Arizona St.	3/22/09
Assists:	8	Dana Fortenberry	Mississippi	3/18/83
Steals:	6	Andrea Riley	Okla State	3/24/08

TEAM (OPPONENTS)

Category	Record	Team	Date
FG%	52.9%	Stanford	3/20/06
3 FG%	50.0%	Western Kentucky	3/15/91
FT%	85%	Connecticut	3/22/05
Total Points:	88	Stanford	3/20/06
FG:	32	Western Kentucky	3/15/91
	32	Mississippi	3/18/83
FGA:	76	Oklahoma State	3/24/08
3FG:	8	Arizona State	3/23/09
3FGA:	24	Oklahoma State	3/24/08
FT:	27	Stanford	3/20/06
FTA:	39	Mississippi	3/18/83
OF Reb:	23	Old Dominion	3/17/07
DEF Reb:	31	Stanford	3/20/06
	31	Oklahoma State	3/24/08
TOT Reb:	50	Oklahoma State	3/24/08
Blocks:	5	Stanford	3/19/07
	5	Ohio State	3/22/08
Assists:	25	Mississippi	3/18/83
Steals:	20	Mississippi	3/18/83



THIS IS FSU

OUTLOOK/ COACHES

PLAYERS

08-09 REVIEW

HONORS

RECORDS

OPPONENTS/ MEDIA



CONFERENCE HISTORY



FSU IN THE METRO CONFERENCE

(from 1981-1991)

YEAR-BY-YEAR RECORD


YEAR	METRO	OVERALL	HEAD COACH
1980-81	1-3	14-15	Janice Dykehouse
1981-82	2-3	28-10	Janice Dykehouse
1982-83	5-1	24- 6	Janice Dykehouse
1983-84	2-9	13-18	Janice Dykehouse
1984-85	2-9	7-21	Jan D. Allen
1985-86	3-8	12-18	Jan D. Allen
1986-87	5-7	9-19	Marynell Meadors
1987-88	4-8	9-18	Marynell Meadors
1988-89	7-5	16-11	Marynell Meadors
1989-90	11-3	21- 9	Marynell Meadors
1990-91	12-2	25- 7	Marynell Meadors

FSU IN THE METRO CONFERENCE TOURNAMENT


(from 1981-1991) - All-time record: 6-9

YEAR	FSU RESULTS
1981	Tulane 70 – FSU 60 FSU 78 – St. Louis 56
1982	no tournament played
1983	Louisville 67 – FSU 56 FSU 84 – Cincinnati 61 Louisville 88 – FSU 77
1984	Louisville 88 – FSU 77
1985	Virginia Tech 86 – FSU 65
1986	Cincinnati 77 – FSU 45
1987	Virginia Tech 68 – FSU 67
1988	Cincinnati 78 – FSU 76
1989	Cincinnati 57 – FSU 47
1990	FSU 83 – Memphis State 58 Southern Miss 90 – FSU 78
1991	FSU 89 – Cincinnati 51 FSU 83 – Louisville 70 FSU 54 – South Carolina 53*


*Conference champion




Cherry Rivers – 1980 Metro Conference All-Tournament Team



Sue Galkantas – 1983 Metro Conference All-Tournament Team



Tia Paschal – 1990 Metro Conference All-Tournament Team, 1993 ACC Tournament First Team



Chantelle Dishman was named Metro Conference Freshman of the Year in 1990 and helped Florida State to its first NCAA appearance since 1983.

THIS IS FSU

OUTLOOK/
COACHES

PLAYERS

08-09 REVIEW

HONORS

RECORDS

OPPONENTS/
MEDIA



FLORIDA STATE 2009-10 WOMEN'S BASKETBALL


CONFERENCE HISTORY



FSU IN THE ATLANTIC COAST CONFERENCE (from 1992-present)

YEAR-BY-YEAR RECORD

YEAR	ACC (SEED)	OVERALL	HEAD COACH
1991-92	8-8 (5th)	17-11	Marynell Meadors
1992-93	6-10 (7th)	13-14	Marynell Meadors
1993-94	3-13 (9th)	6-21	Marynell Meadors
1994-95	3-13 (8th)	8-22	Marynell Meadors
1995-96	2-14 (9th)	8-20	Marynell Meadors
1996-97	0-16 (9th)	5-22	Chris Gobrecht
1997-98	5-11 (7th)	9-18	Sue Semrau
1998-99	2-14 (9th)	7-20	Sue Semrau
1999-00	4-12 (8th)	12-17	Sue Semrau
2000-01	9-7 (4th)	19-12	Sue Semrau
2001-02	4-12 (9th)	13-15	Sue Semrau
2002-03	8-8 (4th)	17-13	Sue Semrau
2003-04	7-9 (5th)	15-15	Sue Semrau
2004-05	9-5 (4th)	24- 8	Sue Semrau
2005-06	10-4 (4th)	20-10	Sue Semrau
2006-07	10-4 (4th)	24-10	Sue Semrau
2007-08	7-7 (15th)	19-14	Sue Semrau
2008-09	12-2 (1st)	26-8	Sue Semrau




Latavia Coleman – 2000 ACC Tournament
First Team

FSU IN THE ACC TOURNAMENT

(from 1992-present) - All-time record: 6-18

YEAR	FSU RESULTS
1992	#4 UNC 81 – #5 FSU 69
1993	#2 Maryland 91 – #7 FSU 68
1994	#8 Wake Forest 72 – #9 FSU 57
1995	#8 Maryland 72 – #9 FSU 56
1996	#9 FSU 64 – #8 Georgia Tech 51
	#1 Virginia 83 – #9 FSU 50
1997	#8 Wake Forest 70 – #9 FSU 59
1998	#2 Clemson 85 – #7 FSU 68
1999	#1 Duke 90 – #9 FSU 57
2000	#8 FSU 65 – #7 Maryland 60
	#1 Duke 92 – #8 FSU 65
2001	#4 FSU 83 – #5 Virginia 77
	#1 Duke 72 – #4 FSU 56
2002	#1 Duke 82 – #9 FSU 66
2003	#5 Georgia Tech 64 – #4 FSU 59
2004	#4 Maryland 62 – #5 FSU 47
2005	#5 Virginia 72 – #4 FSU 67 (OT)
2006	#5 NC State 64 – #4 FSU 60
2007	#5 FSU 70 – #12 Wake Forest 53
	#4 NC State 76 – #5 FSU 49
2008	#6 FSU 57 – #11 Wake Forest 52
	#3 Duke 81 – #6 FSU 57
2009	#2 FSU 83 – #7 Boston College 71
	#3 Duke 75 – #2 FSU 57



Brooke Wyckoff – 2001 ACC Tournament
Second Team



1991-92 Seminoles – Florida State's first ACC team.



Brooke Wyckoff and Sue Semrau

THIS IS FSU

OUTLOOK/ COACHES

PLAYERS

08-09 REVIEW

HONORS

RECORDS

OPPONENTS/ MEDIA



VS. RANKED OPPONENTS

ASSOCIATED PRESS (1981-2009)

DATE	RANK	OPPONENT	RESULT
1/17/82	7	at Old Dominion	100-65 L
1/25/82	14	Memphis	104-90 L
1/27/82	12	South Carolina	82-81 L
2/15/82	18	Mississippi	63-61 W
12/10/82	11	(n) Penn State	86-84 L
3/18/83	13	at Mississippi	86-76 L
11/18/83	16	at Arizona State	85-70 L
12/2/83	18	at Western Kentucky	79-74 L
1/5/84	16	at Missouri	(OT) 82-75 W
2/2/84	10	Auburn	72-53 L
2/24/84	1	(n) Texas	89-43 L
1/30/85	10	at Auburn	76-58 L
1/26/86	11	Tennessee	89-43 L
1/3/88	17	Georgia	91-72 L
1/23/89	16	at South Carolina	99-82 L
2/16/89	5	at Georgia	90-70 L
2/20/89	14	South Carolina	76-68 L
11/25/89	13	at LSU	68-65 L
1/17/90	14	at Auburn	80-63 L
1/22/90	15	South Carolina	75-72 L
1/27/90	19	at Southern Miss	77-73 L
2/21/90	7	Georgia	80-76 L
2/24/90	17	Southern Miss	97-72 W
3/3/90	17	at South Carolina	75-59 L
3/10/90	22	(n) Southern Miss	90-78 L
12/2/90	20	LSU	89-82 W
12/7/90	18	Northern Illinois	78-66 W
12/8/90	1	at Virginia	92-77 L
1/31/91	4	at Georgia	91-71 L
2/14/91	5	Auburn	79-64 L
3/13/91	10	(n) Western Kentucky	72-69 L
11/29/91	14	(n) Lamar	78-67 W
11/30/91	19	at LSU	96-88 L
1/3/92	1	Virginia	87-60 L
1/8/92	4	Maryland	79-64 L
1/15/92	17	at Clemson	80-73 L
1/19/92	20	NC State	76-75 W
1/25/92	25	North Carolina	70-61 W
1/27/92	2	at Virginia	81-43 L
2/1/92	15	Clemson	79-66 W
2/5/92	1	at Maryland	101-70 L
2/10/92	24	at North Carolina	69-52 L
12/18/92	16	at Miami	64-61 W
12/21/92	20	(n) Tennessee Tech	88-72 W
1/6/93	9	Virginia	78-66 L
1/10/93	15	North Carolina	85-66 W
1/12/93	3	Maryland	68-61 W
1/30/93	3	at Virginia	76-68 L
2/6/93	19	Clemson	84-69 L
2/9/93	22	at Northern Illinois	86-80 L
2/24/93	24	at Clemson	70-63 L
3/6/93	12	(n) Maryland	91-68 L
12/11/93	7	at North Carolina	102-61 L
12/21/93	13	at Virginia	82-56 L
12/31/93	10	(n) Alabama	87-33 L
1/5/94	24	Maryland	69-54 L
1/14/94	4	North Carolina	71-48 L
2/4/94	10	Virginia	59-50 L
12/3/94	15	Florida	91-80 L
12/19/94	11	(n) Texas Tech	66-44 L
1/4/95	4	North Carolina	77-52 L
1/17/95	12	Virginia	76-60 L
1/28/95	21	Duke	75-71 L
2/3/95	5	at North Carolina	92-47 L
2/18/95	6	at Virginia	79-45 L
2/21/95	17	at Florida	81-62 L
12/6/95	17	at Duke	92-30 L
1/9/96	13	NC State	76-71 L
1/16/96	7	at Virginia	91-58 L
1/27/96	12	Duke	61-47 L
2/3/96	17	at Clemson	70-53 L
2/11/96	15	at NC State	78-64 L
2/16/96	10	Virginia	81-40 L
2/26/96	18	Florida	76-37 L
3/3/96	8	(n) Virginia	83-50 L
11/23/96	20	(n) Florida	75-48 L
12/7/96	11	NC State	88-52 L
1/3/97	16	at Duke	87-46 L
1/8/97	16	North Carolina	88-63 L
1/11/97	20	at Clemson	74-63 L
1/19/97	8	Virginia	67-57 L
1/26/97	17	at NC State	75-36 L
2/2/97	22	Duke	77-70 L
2/14/97	5	at North Carolina	82-56 L
2/16/97	9	at Virginia	73-44 L
2/19/97	21	Clemson	71-47 L
11/20/97	9	at Florida	73-64 L
12/3/97	25	at NC State	72-60 L
12/13/97	4	at Louisiana Tech	86-60 L
12/21/97	22	SW Missouri State	68-57 L
1/2/98	9	at Virginia	75-62 L
1/4/98	5	at North Carolina	103-77 L
1/16/98	25	at Duke	96-76 L
1/21/98	10	Florida	69-57 L
1/25/98	8	NC State	72-62 L
1/29/98	21	at Clemson	85-55 L
2/1/98	16	Virginia	83-76 L
2/4/98	5	North Carolina	75-58 L
2/15/98	13	Duke	79-57 L
2/26/98	16	(n) Clemson	85-68 L
11/19/98	3	Louisiana Tech	88-72 L
12/2/98	16	at Duke	91-72 L
12/5/98	9	North Carolina	112-101 L
12/30/98	4	at Georgia	95-72 L
1/7/99	12	at Clemson	77-55 L
1/22/99	19	Virginia	80-71 L
1/25/99	9	Duke	82-75 L
1/28/99	14	at North Carolina	87-76 L
2/7/99	17	Clemson	71-67 L
2/21/99	17	at Virginia	73-55 L
2/25/99	8	(n) Duke	90-57 L
1/6/00	3	NC State	62-58 L
1/24/00	9	Duke	59-54 L
1/30/00	11	Auburn	55-52 L
2/6/00	11	at NC State	72-62 L
2/10/00	22	Virginia	74-59 L
2/24/00	9	at Duke	87-52 L
3/5/00	12	(n) Duke	92-65 L
12/30/00	12	NC State	74-70 L
1/8/01	5	Duke	73-60 L
1/21/01	20	at Clemson	79-66 L
2/1/01	15	at Xavier	75-72 L
2/8/01	4	at Duke	71-69 W
3/4/01	4	(n) Duke	72-56 L
3/18/01	8	(n) Iowa State	85-70 L
11/29/01	19	Florida	78-74 L
12/16/01	25	at Auburn	71-59 L
1/2/02	19	North Carolina	93-81 L
1/27/02	4	Duke	102-80 L
2/4/02	24	at North Carolina	93-63 L
2/21/02	5	at Duke	88-55 L
3/1/02	4	(n) Duke	82-66 L
12/30/02	3	Connecticut	74-53 L
1/12/03	10	North Carolina	74-53 L
1/26/03	1	at Duke	81-63 L
2/13/03	8	at North Carolina	72-56 L
2/27/03	2	Duke	70-49 L
11/25/03	1	at Connecticut	81-53 L
2/20/03	22	(n) TCU	81-68 L
12/27/03	17	(n) LSU	75-68 L
1/5/04	1	at Duke	79-66 L
2/1/04	10	at North Carolina	66-60 L
2/8/04	2	Duke	80-74 W
2/26/04	11	North Carolina	71-58 L
1/16/05	15	Maryland	(OT) 95-91 W
1/20/05	9	North Carolina	(OT) 79-73 W
1/24/05	23	at Virginia Tech	(2OT) 81-78 W
2/6/05	3	at Duke	75-64 L
2/17/05	24	at NC State	71-43 L
3/22/05	10	at Connecticut	70-52 L
1/5/06	2	at Duke	87-68 L
1/16/06	6	at Maryland	75-57 L
1/22/06	4	at North Carolina	68-51 L
2/5/06	24	NC State	75-61 W
2/26/06	17	Boston College	71-60 W
3/18/06	18	Louisiana Tech	80-71 W
3/20/06	14	Stanford	88-70 L
1/21/07	16	(n) Georgia	65-70 L
1/25/07	1	Duke	60-73 L
2/12/07	2	North Carolina	59-80 L
2/15/07	6	Maryland	60-74 L
3/2/07	24	(n) NC State	49-76 L
3/19/07	5	at Stanford	68-61 W
3/24/07	12	(n) LSU	43-55 L
11/24/07	24	at DePaul	68-79 L
12/6/07	12	at Texas A&M	67-81 L
12/29/07	7	(n) Georgia	(OT) 62-71 L
1/3/08	11	LSU	61-73 L
1/11/08	12	at Duke	38-70 L
2/17/08	3	at North Carolina	77-97 L
2/24/08	4	at Maryland	(OT) 84-92 L
3/7/08	12	(n) Duke	67-81 L
3/22/08	25	(n) Ohio State	60-49 L
3/24/08	13	(n) Oklahoma State	(OT) 72-73 L
12/21/08	1	(n) Connecticut	71-83 L
1/5/09	3	Texas A&M	60-53 W
1/23/09	16	at Virginia	80-75 W
1/29/09	3	Duke	(OT) 82-75 W
2/2/09	13	Maryland	71-72 L
2/13/09	8	North Carolina	77-70 W
2/24/09	22	Virginia	63-68 L
3/7/09	8	(n) Duke	57-75 L
3/23/09	19	(n) Arizona State	58-63 L

BY RANKING

No. 1	0-8
No. 2	1-4
No. 3	3-6
No. 4	1-11
No. 5	1-9
No. 6	0-3
No. 7	0-5
No. 8	1-7
No. 9	1-7
No. 10	0-10
No. 11	0-8
No. 12	0-11
No. 13	0-7
No. 14	1-5
No. 15	3-4
No. 16	3-8
No. 17	2-10
No. 18	3-2
No. 19	0-7
No. 20	3-3
No. 21	0-3
No. 22	0-7
No. 23	1-0
No. 24	1-7
No. 25	2-3
Total	27-155

BY LOCATION

Home	16-58
Away	7-70
Neutral	4-27

First win over a ranked opponent:
63-61 win over #No. 18 Mississippi (February 15, 1982)

Highest win over ranked opponent:
80-74 over #2 Duke (February 8, 2004)

Biggest margin of victory over a ranked team:
97-72 (25) over #17 Southern Mississippi (February 24, 1990)

Most wins in a season over ranked opponents:
Five (1992)



THIS IS FSU
OUTLOOK/
CORCHES
PLAYERS
08-09 REVIEW
HONORS
RECORDS
OPPONENTS/
MEDIA



FLORIDA STATE

2009-10 WOMEN'S BASKETBALL

VS. RANKED OPPONENTS

USA TODAY (1984-2008)

DATE	RANK	OPPONENT	RESULT
2/8/85	24	Tennessee	56-67 L
2/23/85	22	Memphis St.	64-76 L
2/25/85	21	Miami	67-74 L
1/26/86	13	Tennessee	43-89 L
2/25/85	22	Memphis St.	67-84 L
1/3/88	19	Georgia	72-91 L
1/23/89	15	at South Carolina	82-99 L
2/16/89	6	at Georgia	70-90 L
2/20/89	19	South Carolina	68-76 L
11/25/90	12	at Louisiana St.	65-68 L
1/17/90	14	at Auburn	63-80 L
1/22/90	17	South Carolina	72-75 L
1/27/90	18	at Southern Mississippi	73-77 L
2/21/90	7	Georgia	76-80 L
2/24/90	17	Southern Mississippi	97-72 W
3/3/90	18	at South Carolina	59-75 L
3/10/90	20	at Southern Mississippi	78-90 L
3/14/90	23	Penn State	73-83 L
12/2/90	20	LSU	89-82 W
12/7/90	19	North Illinois	78-66 W
12/8/90	1	at Virginia	77-92 L
1/31/91	4	at Georgia	71-91 L
2/14/91	5	Auburn	64-79 L
3/13/91	11	West Kentucky	69-72 L
11/29/91	17	(n) Lamar	78-67 W
1/3/92	1	Virginia	60-87 L
1/8/92	4	Maryland	64-79 L
1/15/92	17	at Clemson	73-80 L
1/19/92	15	NC State	76-75 W
1/25/92	25	North Carolina	70-61 W
1/27/92	2	at Virginia	43-81 L
2/1/92	19	Clemson	79-66 W
2/5/92	1	at Maryland	70-101 L
2/10/92	20	at North Carolina	52-69 L
1/6/93	9	Virginia	66-78 L
1/10/93	14	at North Carolina	85-66 W
1/12/93	3	Maryland	68-61 W
1/18/93	25	at Georgia Tech	79-71 W
1/21/93	20	North Carolina	60-73 L
1/25/93	5	at Maryland	61-74 L
1/30/93	10	at Virginia	68-76 L
2/6/93	19	Clemson	69-84 L
3/6/93	12	(n) Maryland	68-91 L
12/11/93	7	at North Carolina	61-102 L
12/21/93	14	at Virginia	56-82 L
12/31/93	10	(n) Alabama	33-87 L
1/5/94	22	Maryland	54-69 L
1/14/94	4	North Carolina	48-71 L
2/4/94	11	Virginia	50-59 L
12/3/94	15	Florida	80-91 L
12/19/94	11	(n) Texas Tech	44-66 L
1/4/95	4	North Carolina	52-77 L
1/17/95	14	Virginia	60-76 L
2/3/95	5	at North Carolina	47-92 L
2/18/95	7	at Virginia	45-79 L
2/21/95	16	at Florida	62-81 L
12/1/95	21	(n) Florida	56-74 L
12/6/95	17	at Duke	30-92 L
1/3/96	24	at North Carolina	59-67 L
1/9/96	13	NC State	71-76 L
1/16/96	7	at Virginia	58-91 L
1/27/96	13	Duke	47-61 L
1/3/96	18	at Clemson	53-70 L
2/11/96	17	at NC State	64-78 L
2/16/96	10	Virginia	40-81 L
2/26/96	19	Florida	37-76 L
3/3/96	9	(n) Virginia	50-83 L
11/23/96	22	(n) Florida	48-75 L
12/7/96	12	NC State	52-88 L
1/3/97	17	at Duke	46-87 L
1/8/97	15	North Carolina	63-88 L
1/11/97	16	at Clemson	63-74 L
1/19/97	8	Virginia	57-67 L
1/26/97	17	at NC State	36-75 L
2/2/97	21	Duke	70-77 L
2/14/97	6	at North Carolina	54-82 L
2/16/97	8	at Virginia	44-73 L
2/19/97	22	Clemson	47-71 L
11/20/97	8	at Florida	64-73 L
12/3/97	23	at NC State	60-72 L
12/13/97	4	at Louisiana Tech	60-86 L
12/21/97	24	SW Missouri State	57-68 L
1/2/98	9	at Virginia	62-75 L
1/4/98	4	at North Carolina	77-103 L
1/16/98	20	at Duke	76-96 L
1/21/98	12	Florida	57-69 L
1/25/98	7	NC State	62-72 L
1/29/98	22	at Clemson	55-85 L
2/1/98	13	Virginia	76-83 L
2/4/98	5	North Carolina	58-75 L
2/15/98	14	Duke	67-79 L
2/26/98	17	Clemson	68-85 L
11/19/98	2	Louisiana Tech	72-88 L
12/2/98	16	at Duke	72-91 L
12/5/98	8	North Carolina	101-112 L
12/30/98	4	at Georgia	72-95 L
1/7/99	10	at Clemson	55-77 L
1/22/99	21	Virginia	71-80 L
1/25/99	13	Duke	75-92 L
1/28/99	10	at North Carolina	76-87 L
2/7/99	18	Clemson	67-71 L
2/21/99	17	at Virginia	55-73 L
2/25/99	9	(n) Duke	57-90 L
1/6/00	3	NC State	58-62 L
1/24/00	9	Duke	54-59 L
1/30/00	11	Auburn	52-55 L
2/6/00	8	at NC State	62-22 L
2/10/00	21	at Virginia	59-74 L
1/20/00	23	at North Carolina	67-77 L
2/24/00	8	at Duke	52-87 L
3/5/00	10	(n) Duke	65-92 L
12/30/00	12	NC State	74-70 W
1/8/01	5	Duke	60-73 L
1/21/01	20	at Clemson	66-79 L
1/24/01	24	Virginia	60-58 W
1/29/01	24	at NC State	66-85 L
2/01/01	16	at Xavier	72-75 L
2/08/01	4	at Duke	71-69 W
2/22/01	22	Clemson	49-69 L
3/04/01	4	(n) Duke	56-72 L
3/18/01	8	at Iowa State	70-85 L
11/29/01	18	Florida	74-78 L
1/02/02	18	North Carolina	81-93 L
1/27/02	6	Duke	80-102 L
2/04/02	23	at North Carolina	63-93 L
2/21/02	5	at Duke	55-88 L
3/01/02	4	(n) Duke	55-82 L
12/30/02	2	Connecticut	55-74 L
1/12/03	9	North Carolina	53-74 L
1/26/03	1	at Duke	63-81 L
2/13/03	7	at North Carolina	56-72 L
2/27/03	2	Duke	49-70 L
11/25/03	1	at Connecticut	53-81 L
12/20/03	19	(n) TCU	68-81 L
12/27/03	18	(n) LSU	68-75 L
1/5/04	2	at Duke	55-79 L
2/1/04	10	at North Carolina	60-66 L
2/4/04	2	Duke	80-74 W
2/26/04	11	North Carolina	58-71 L
1/16/05	17	Maryland	(OT) 95-91 W
1/20/05	6	North Carolina	(OT) 79-73 W
2/6/05	4	at Duke	75-64 L
2/17/05	24	at NC State	71-43 L
3/22/05	9	at Connecticut	70-52 L
1/5/06	2	at Duke	87-68 L
1/16/06	6	at Maryland	75-57 L
1/22/06	3	at North Carolina	88-51 L
2/26/06	19	Boston College	71-60 W
3/18/06	16	(n) Louisiana Tech	80-71 W
3/20/06	14	(n) Stanford	88-70 L
1/21/07	16	(n) Georgia	65-70 L
1/25/07	1	Duke	60-73 L
2/12/07	2	North Carolina	59-80 L
2/15/07	6	Maryland	60-74 L
3/2/07	25	(n) NC State	49-76 L
3/19/07	5	at Stanford	68-61 W
3/24/07	11	(n) LSU	43-55 L
12/6/07	11	at Texas A&M	67-81 L
12/29/07	7	(n) Georgia	(OT) 62-71 L
1/3/08	11	LSU	61-73 L
1/11/08	13	at Duke	38-70 L
2/17/08	3	at North Carolina	77-97 L
2/24/08	4	at Maryland	(OT) 84-92 L
3/7/08	12	(n) Duke	67-81 L
3/22/08	25	(n) Ohio State	60-49 W
3/24/08	13	(n) Oklahoma State	(OT) 72-73 L
12/21/08	1	(n) Connecticut	71-83 L
1/5/09	3	Texas A&M	60-53 W
1/18/09	25	Georgia Tech	59-49 W
1/23/09	14	at Virginia	80-75 W
1/29/09	7	Duke	(OT) 82-75 W
2/2/09	9	Maryland	71-72 L
2/13/09	7	North Carolina	77-70 W
2/24/09	19	Virginia	63-68 L
3/7/09	10	(n) Duke	57-75 L

BY RANKING

No. 1	0-7
No. 2	1-6
No. 3	2-3
No. 4	1-11
No. 5	1-6
No. 6	1-4
No. 7	2-7
No. 8	0-7
No. 9	0-8
No. 10	0-8
No. 11	0-8
No. 12	2-5
No. 13	0-7
No. 14	2-5
No. 15	1-3
No. 16	1-5
No. 17	3-9
No. 18	0-5
No. 19	2-6
No. 20	1-5
No. 21	1-7
No. 22	0-5
No. 23	0-4
No. 24	1-5
No. 25	3-1
Total	25-147

BY LOCATION

Home	17-63
Away	5-63
Neutral	3-21

First win over a ranked opponent:
97-72 over #17 Southern Mississippi (February 24, 1990)

Highest win over ranked opponent:
80-74 over #2 Duke (February 8, 2004)

Biggest margin of victory over a ranked team:
97-72 (25) over #17 Southern Mississippi (February 24, 1990)

Most wins in a season over ranked opponents:
Five (2008-09)



THIS IS FSU
OUTLOOK/ COACHES
PLAYERS
08-09 REVIEW
HONORS
RECORDS
OPPONENTS/ MEDIA



INDIVIDUAL RECORDS

INDIVIDUAL RECORDS

POINTS

GAME	39, R. Hodges vs. Maryland (1/16/05)
SEASON	710, S. Galkantas (1981-82)
CAREER	2323, S. Galkantas (1980-84)

SCORING AVERAGE

SEASON	21.6, S. Galkantas (1981-82)
CAREER	19.4, S. Galkantas (1980-84)

FIELD GOALS MADE

GAME	17, L. Lasseter vs. S.W. Louisiana (12/16/79)
SEASON	282, S. Galkantas (1981-82)
CAREER	919, S. Galkantas (1980-84)

FIELD GOALS ATTEMPTED

GAME	34, B. Burnett vs. Georgia Southern (12/16/87)
SEASON	536, S. Galkantas (1981-82)
CAREER	1753, S. Galkantas (1980-84)

FIELD GOAL PERCENTAGE

SEASON	.656, C. Dishman (1990-91)
CAREER	.605, C. Dishman (1989-92)

3 POINT FIELD GOALS

GAME	7, C. Derlak vs. UT Chattanooga (11/26/93)
SEASON	77, T. Davis-Cain (77-208) (2008-09)
CAREER	198, T. Davis-Cain (2005-09)

3 POINT FIELD GOAL PERCENTAGE

SEASON	.500, C. Ward (37-74) (2008-09)
CAREER	.414, R. Storey (1987-89)

FREE THROWS MADE

GAME	14, T. Paschal vs. UNC (1/10/93) & Florida (12/15/91); W. Burns vs. Memphis State (1/19/91); S. Galkantas vs. Tulane (2/5/83) & Memphis State (2/14/83)
SEASON	189, C. Williams (1995-96)
CAREER	485, S. Galkantas (1980-84)

FREE THROW ATTEMPTS

GAME	22, A. Traylor vs. Florida (2/11/99)
SEASON	244, C. Williams (1995-96)
CAREER	651, S. Galkantas (1980-84)

FREE THROW PERCENTAGE

SEASON	.837, H. Johnson (2004-05)
CAREER	.818, M. Freshour (2005-09)

REBOUNDS

GAME	24, L. Torres vs. Coppin State (12/28/00)
SEASON	336, C. Rivers (1977-78)
CAREER	1029, C. Rivers (1976-80)

REBOUND AVERAGE

SEASON	14, C. Rivers (1977-78)
CAREER	10.8, B. Cliette (1982-87)

ASSISTS

GAME	14, S. Silsby vs. Flagler (2/6/76)
SEASON	184, S. Silsby (1977-78)
CAREER	451, S. Williams (2003-08)

STEALS

GAME	10, W. Burns vs. Alabama (1/24/89)
SEASON	101, A. Gladden (2004-05)
CAREER	275, A. Gladden (2003-07)

BLOCKS

GAME	9, J. Monroe vs. Georgia Tech (1/18/09)
SEASON	84, J. Monroe (2008-09)
CAREER	225, J. Monroe (2006-present)

SEASON RECORDS

POINTS

1.	Sue Galkantas, 1981-82	710 pts in 34 games
2.	Sue Galkantas, 1980-81	627 pts in 29 games
3.	Roneeka Hodges, 2004-05	615 pts in 32 games
4.	Wanda Burns, 1990-91	572 pts in 31 games
5.	Bev Burnette, 1987-88	533 pts in 25 games
6.	Tia Paschal, 1992-93	524 pts in 27 games
7.	Wanda Burns, 1989-90	515 pts in 29 games
8.	Cherry Rivers, 1979-80	514 pts in 31 games
9.	Chantelle Dishman, 1990-91	503 pts in 31 games
10.	Sue Galkantas, 1983-84	495 pts in 28 games

SCORING AVERAGE

1.	Sue Galkantas, 1980-81	21.6 (627 pts in 29 games)
2.	Bev Burnett, 1987-88	21.3 (533 pts in 25 games)
3.	Sue Galkantas, 1981-82	20.9 (710 pts in 34 games)
4.	Tia Paschal, 1992-93	19.4 (524 pts in 27 games)
5.	Roneeka Hodges, 2004-05	19.2 (615 pts in 32 games)
6.	Wanda Burns, 1990-91	18.5 (572 pts in 31 games)
7.	Laine Lasseter, 1978-79	18.4 (415 pts in 22 games)
8.	Wanda Burns, 1989-90	17.8 (515 pts in 29 games)
	Cherry Rivers, 1978-79	17.8 (464 pts in 26 games)
	Jackie Arnold, 1977-78	17.8 (410 pts in 23 games)

STEALS

1.	Alicia Gladden, 2004-05	101 in 32 games
2.	Tia Paschal, 1992-93	96 in 27 games
3.	Brenda Cliette, 1986-87	94 in 24 games
4.	Wanda Burns, 1989-90	77 in 30 games
	Brenda Cliette, 1982-83	77 in 29 games
6.	April Traylor, 2000-01	75 in 31 games
	Tia Paschal, 1990-91	75 in 32 games
8.	Alicia Gladden, 2006-07	73 in 34 games
9.	Angela Sutton, 1999-00	68 in 29 games
	Glenda Stokes, 1991-92	68 in 37 games

REBOUNDS

1.	Cherry Rivers, 1976-77	336 in 24 games
2.	Levys Torres, 2000-01	310 in 31 games
3.	Brenda Cliette, 1986-87	302 in 24 games
4.	Sue Galkantas, 1981-82	296 in 34 games
5.	Glenda Stokes, 1979-80	294 in 35 games
6.	Glenda Stokes, 1981-82	276 in 37 games
7.	Sue Galkantas, 1980-81	270 in 29 games
8.	Lorraine Rimson, 1983-84	269 in 31 games
	Brenda Cliette, 1982-83	269 in 29 games
10.	LeeVayn Oliver, 1981-82	260 in 35 games

REBOUND AVERAGE

1.	Cherry Rivers, 1976-77	14.0 (336 in 24 games)
2.	Brenda Cliette, 1986-87	12.6 (302 in 24 games)
3.	Cherry Rivers, 1977-78	10.3 (226 in 22 games)
4.	Levys Torres, 2000-01	10.0 (310 in 31 games)
	Laine Lasseter, 1978-79	10.0 (222 in 22 games)
6.	Brenda Cliette, 1982-83	9.3 (269 in 29 games)
	Sue Galkantas, 1980-81	9.3 (270 in 29 games)
8.	Chantelle Dishman, 1991-92	8.8 (246 in 28 games)
9.	Lorraine Rimson, 1983-84	8.7 (269 in 31 games)
	Sue Galkantas, 1981-82	8.7 (296 in 34 games)

ASSISTS

1.	Shirley Silsby, 1976-77	184 in 23 games
2.	Courtney Ward, 2008-09	170 in 34 games
3.	Sheri Kaminski, 1983-84	155 in 31 games
4.	Shante Williams, 2003-04	154 in 30 games
5.	April Traylor, 1999-00	145 in 26 games
6.	Wanda Burns, 1990-91	136 in 31 games
7.	Lynn Marnie, 1981-82	135 in 36 games
8.	Allison Peercy, 1992-93	129 in 26 games
9.	Holly Johnson, 2004-05	127 in 32 games
10.	Rose Harper, 1979-80	125 in 35 games
	Sunnie O'Neil, 1979-80	125 in 35 games
	Shante Williams, 2007-08	125 in 33 games

BLOCKS

1.	Jacinta Monroe, 2008-09	84
2.	Brooke Wyckoff, 1997-98	80
3.	Jacinta Monroe, 2007-08	78
4.	Brooke Wyckoff, 1998-99	64
5.	Jacinta Monroe, 2006-07	63
6.	Britany Miller, 2006-07	55
7.	Laine Lasseter, 1980-81	48
8.	Britany Miller, 2005-06	39
9.	Brooke Wyckoff, 1999-00	34
	Mary Buchanon, 1986-87	34

FIELD GOAL ATTEMPTS

1.	Sue Galkantas, 1981-82	536
2.	Sue Galkantas, 1980-81	520
3.	Roneeka Hodges, 2004-05	504
4.	Tasheika Allen, 2002-03	467
5.	Tanae Davis-Cain, 2008-09	421
6.	Tia Paschal, 1992-93	418
7.	Wanda Burns, 1989-90	404
8.	April Traylor, 2000-01	396
	Wanda Burns, 1990-91	396
10.	Tasheika Allen, 2003-04	395

FIELD GOALS

1.	Sue Galkantas, 1981-82	282
2.	Sue Galkantas, 1980-81	261
3.	Roneeka Hodges, 2004-05	236
4.	Tia Paschal, 1992-93	219
5.	Sue Galkantas, 1983-84	192
6.	Lisa Foglio, 1981-82	190
7.	Chantelle Dishman, 1991-92	187
8.	Wanda Burns, 1991-92	186
	Wanda Burns, 1989-90	186
10.	Sue Galkantas, 1982-83	184
	Lisa Foglio, 1982-83	184
	Britany Miller, 2006-07	184

FIELD GOAL PERCENTAGE (MINIMUM OF 100)

1.	Chantelle Dishman, 1990-91	.656 (191-291 in 31 games)
2.	Glenda Stokes, 1982-83	.602 (103-171 in 29 games)
3.	Lisa Foglio, 1981-82	.596 (190-319 in 26 games)
4.	Jacinta Monroe, 2007-08	.592 (135-228 in 33 games)
5.	Chantelle Dishman, 1991-92	.582 (146-251 in 28 games)
6.	Cierra Bravard, 2008-09	.578 (115-199 in 34 games)
7.	Sue Galkantas, 1982-83	.570 (184-323 in 29 games)
8.	Chantelle Dishman, 1989-90	.565 (131-232 in 29 games)
9.	Laine Lasseter, 1979-80	.560 (162-290 in 21 games)
10.	Levys Torres, 2000-01	.541 (120-222 in 31 games)
	Trinetta Moore, 2002-03	.541 (92-170 in 30 games)

FREE THROW PERCENTAGE (MINIMUM OF 50)

1.	Holly Johnson, 2004-05	.837 (72-86 in 32 games)
2.	Wanda Burns, 1990-91	.827 (115-139 in 29 games)
3.	Mara Freshour, 2007-08	.826 (90-109 in 33 games)
	Mara Freshour, 2008-09	.826 (76-92 in 34 games)
5.	Lisa Foglio, 1982-83	.819 (77-94 in 29 games)
6.	Mara Freshour, 2006-07	.815 (53-65 in 34 games)
7.	Chris Davis, 1989-90	.809 (76-94 in 30 games)
	Sheri Kaminski, 1984-85	.809 (51-63 in 24 games)
9.	Lauren Bradley, 2003-04	.805 (70-87 in 30 games)
	Danielle Ryan, 1991-92	.805 (91-113 in 28 games)

3-POINT FIELD GOAL ATTEMPTS

1.	Tanae Davis-Cain, 2008-09	208
2.	Tanae Davis-Cain, 2006-07	181
3.	Wendy Hampton, 1996-97	163
4.	Tasheika Allen, 2002-03	155
5.	Mara Freshour, 2007-08	154
6.	Linnea Lijestrand, 2004-05	153
7.	Tanae Davis-Cain, 2007-08	144
8.	Tasheika Allen, 2003-04	139
9.	Christy Derlak, 1993-94	138
10.	April Traylor, 2000-01	132

THIS IS FSU
OUTLOOK/
COACHES
PLAYERS
08-09 REVIEW
HONORS
RECORDS
OPPONENTS/
MEDIA

FLORIDA STATE 2009-10 WOMEN'S BASKETBALL

INDIVIDUAL RECORDS

THIS IS FSU
 OUTLOOK/ COACHES
 PLAYERS
 08-09 REVIEW
 HONORS
 RECORDS
 OPPONENTS/ MEDIA

3-POINT FIELD GOALS MADE

1.	Tanae Davis-Cain, 2008-09	77 in 34 games
2.	Mara Freshour, 2007-08	66 in 33 games
3.	Linnea Liljestrand, 2004-05	54 in 32 games
4.	Tanae Davis-Cain, 2006-07	52 in 34 games
5.	Wendy Hampton, 1996-97	51 in 27 games
	Mara Freshour, 2008-09	51 in 34 games
7.	Tanae Davis-Cain, 2006-07	49 in 24 games
8.	Robin Storey, 1988-89	47 in 27 games
9.	Tasheika Allen, 2003-04	44 in 30 games
	Holly Johnson, 2005-06	44 in 30 games

3-POINT FIELD GOAL PERCENTAGE (MINIMUM OF 20 MADE)

1.	Courtney Ward, 2008-09	.500 (37-74 in 34 games)
2.	Robin Storey, 1988-89	.475 (47-99 in 27 games)
3.	Mara Freshour, 2007-08	.429 (66-154 in 33 games)
4.	Tasheika Allen, 2001-02	.400 (28-70 in 28 games)
5.	Mara Freshour, 2008-09	.389 (51-131 in 34 games)
6.	Ganiyat Adeduntan, 2004-05	.375 (36-96 in 32 games)
7.	Wendy Hampton, 1995-96	.373 (28-75 in 28 games)
8.	Tanae Davis-Cain, 2008-09	.370 (77-208 in 34 games)
9.	Holly Johnson, 2005-06	.355 (44-124 in 30 games)
10.	Courtney Ward, 2007-08	.354 (29-82 in 33 games)

30-Point Club

39	Roneeka Hodges vs. Maryland (2005)
38	Latavia Coleman vs. UNC (1998)
38	Tia Paschal vs. UNC (1993)
37	Sue Galkantas vs. Florida (1980)
36	Tia Paschal vs. Maryland (1993)
34	Chantelle Dishman vs. Marquette (1991)
34	Bev Burnett vs. Florida A&M (1986), Virginia Tech (1988)
34	Sue Galkantas vs. Tulane (1982), Florida A&M (1981)
34	Laine Lasseter vs. SE Louisiana (1980)
33	Roneeka Hodges vs. UT-Arlington (2004)
33	Christy Derlak vs. UT-Chattanooga (1993)
33	Danielle Ryan vs. Maryland (1993)
33	Sue Galkantas vs. Middle Tennessee State (1983), vs. Georgia State (1980), vs. Virginia Tech (1982)
32	Laine Lasseter vs. Mercer (1981)
32	Latavia Coleman vs. UT-Arlington (1999)
32	Bev Burnett vs. South Florida (1986)
32	Sue Galkantas vs. South Alabama (1986)
32	Laine Lasseter vs. Florida (1986)
31	Latavia Coleman vs. Maryland (2000)
31	Jen Robinson vs. Georgia Tech (1999)
31	Wanda Burns vs. Southern Mississippi (1990)
31	Bev Burnett vs. Southern Mississippi (1989)
31	Laine Lasseter vs. Florida (1979)
30	Brooke Wyckoff vs. Georgia Tech (2001)
30	April Traylor vs. Tulane (2001)
30	Latavia Coleman vs. Louisiana Tech (1998)
30	Lysa Moorefield vs. Ga. Tech (1998)
30	Christy Derlak vs. Duke (1994)
30	Bev Burnett vs. Southern Mississippi, Louisville, Georgia Southern (1988)
30	Lisa Foglio vs. Miami (1982)
30	Sue Galkantas vs. Kent State, Memphis State, Tulane (1982)
30	Cherry Rivers vs. Miami (1980)

REBOUND CLUB

24	Levys Torres vs. Coppin State (2000)
23	Laine Lasseter vs. South Florida (1978)
21	Glenda Stokes vs. Virginia Tech (1982)
21	Jacinta Monroe vs. UAB (2006)
19	Carla Williams vs. Furman (1996)
19	LeeVayn Oliver vs. Cincinnati (1981)
19	Chris Brokas vs. Troy State (1979)
18	Alicia Gladden vs. FAMU (2004)
18	Levys Torres vs. Wake Forest (2001)
18	Sarah Hall vs. Central Florida (1986)
17	Ursula Woods vs. Maryland (1993)
17	Chantelle Dishman vs. Miami (1991)
17	Sarah Hall vs. West Georgia (1986)
17	Lorraine Rimson vs. Georgetown, vs. Radford (1986)
17	Brenda Cliette vs. Montclair State (1983)
17	Sue Galkantas vs. Florida (1980)
17	Laine Lasseter vs. Florida (1979)
16	Tracy Walker vs. Miami (1990)
16	Sarah Hall vs. Memphis State (1988)

16	Lorraine Rimson vs. Florida A&M, vs. Cincinnati (1984)
16	Sue Galkantas vs. Georgia Tech (1980)
16	Cherry Rivers vs. Louisville (1979), vs. Miami (1980)
16	Laine Lasseter vs. Alabama-Birmingham (1978), vs. Appalachian State (1979)

CAREER RECORDS

POINTS

1.	Sue Galkantas, 1980-84	2323 in 120 games
2.	Tia Paschal, 1989-93	1662 in 116 games
3.	Cherry Rivers, 1976-80	1636 in 103 games
4.	Bev Burnett, 1984-89	1509 in 97 games
5.	April Traylor, 1998-02	1503 in 112 games
6.	Latavia Coleman, 1996-00	1428 in 91 games
7.	Alicia Gladden, 2003-07	1403 in 126 games
8.	Wanda Burns, 1988-91	1394 in 87 games
9.	Chris Davis, 1987-91	1365 in 110 games
10.	Brooke Wyckoff, 1997-01	1350 in 109 games

SCORING AVERAGE (MINIMUM OF TWO SEASONS)

1.	Sue Galkantas, 1980-84	19.4 (2323 in 120 games)
2.	Wanda Burns, 1988-91	16.0 (1394 in 87 games)
3.	Cherry Rivers, 1976-80	15.9 (1636 in 103 games)
4.	Jackie Arnold, 1977-79	15.8 (727 in 46 games)
5.	Latavia Coleman, 1996-00	15.7 (1428 in 91 games)
6.	Bev Burnett, 1984-89	15.6 (1509 in 97 games)
7.	Lisa Foglio, 1980-83	15.0 (1227 in 82 games)
8.	Lorraine Rimson, 1983-85	14.6 (1138 in 78 games)
	Laine Lasseter, 1978-82	14.6 (1265 in 86 games)
10.	Tia Paschal, 1989-93	14.3 (1662 in 116 games)

REBOUNDS

1.	Cherry Rivers, 1976-80	1029 in 103 games
2.	Sue Galkantas, 1980-84	1006 in 120 games
3.	Glenda Stokes, 1979-83	938 in 130 games
4.	LeeVayn Oliver, 1980-84	869 in 122 games
5.	Brooke Wyckoff, 1997-01	804 in 109 games
6.	Sarah Hall, 1984-88	785 in 110 games
7.	Chantelle Dishman, 1989-93	777 in 94 games
8.	Tia Paschal, 1989-93	703 in 116 games
9.	Jacinta Monroe, 2006-present	658 in 101 games
10.	Lorraine Rimson, 1983-86	652 in 78 games

REBOUND AVERAGE

1.	Brenda Cliette, 1982-87	10.8 (571 in 53 games)
2.	Cherry Rivers, 1976-80	10.0 (1029 in 103 games)
3.	Chris Brokas, 1976-79	9.1 (530 in 64 games)
4.	Lorraine Rimson, 1983-85	8.4 (652 in 78 games)
	Sue Galkantas, 1980-84	8.4 (1006 in 120 games)
6.	Chantelle Dishman, 1989-93	8.2 (777 in 94 games)
7.	Brooke Wyckoff, 1997-01	7.4 (804 in 109 games)
8.	Glenda Stokes, 1979-83	7.2 (938 in 130 games)
	Laine Lasseter, 1978-82	7.2 (624 in 86 games)
10.	Sarah Hall, 1984-88	7.1 (785 in 110 games)
	LeeVayne Oliver, 1980-84	7.1 (869 in 122 games)
	Jackie Arnold, 1977-79	7.1 (325 in 46 games)

3-POINT FIELD GOALS

1.	Tanae Davis-Cain, 2005-09	198 in 121 games
2.	Mara Freshour, 2005-09	168 in 131 games
3.	Wendy Hampton, 1994-98	134 in 112 games
4.	April Traylor, 1998-02	115 in 112 games
5.	Tasheika Allen, 2001-04	114 in 88 games
6.	Ganiyat Adeduntan, 2002-06	113 in 120 games
7.	Linnea Liljestrand, 2001-05	110 in 103 games
8.	Holly Johnson, 2002-06	100 in 122 games
9.	Jen Robinson, 1995-99	90 in 108 games
10.	Christy Derlak, 1990-94	89 in 113 games

ASSISTS

1.	Shante Williams, 2003-2008	451 in 121 games
2.	Jen Robinson, 1996-99	388 in 108 games
3.	April Traylor, 1998-02	387 in 112 games
4.	Allison Peercy, 1992-95	382 in 111 games
5.	Robin Corn, 1987-92	360 in 112 games
6.	Sheri Kaminski, 1983-87	355 in 98 games
7.	Shirley Silsby, 1976-79	348 in 69 games

8.	Holly Johnson, 2002-06	342 in 122 games
9.	Wanda Burns, 1988-91	331 in 69 games
10.	LaQuinta Neely, 2001-06	329 in 116 games

STEALS

1.	Alicia Gladden, 2003-07	275 in 126 games
2.	Tia Paschal, 1989-93	269 in 116 games
3.	Chris Davis, 1987-91	221 in 110 games
4.	April Traylor, 1998-02	217 in 112 games
5.	Glenda Stokes, 1979-83	201 in 110 games
6.	Shante Williams, 2003-08	199 in 121 games
7.	Danielle Ryan, 1989-93	197 in 117 games
8.	Cherry Rivers, 1976-80	189 in 103 games
	Brooke Wyckoff, 1997-01	189 in 109 games
10.	Lisa Foglio, 1980-83	181 in 82 games

BLOCKS

1.	Jacinta Monroe, 2006-present	225 in 101 games
2.	Brooke Wyckoff, 1997-01	209 in 109 games
3.	Wendy Hampton, 1994-98	134 in 112 games
4.	Sarah Hall, 1984-88	110 in 110 games
5.	Britany Miller, 2005-08	103 in 70 games
6.	Lauren Bradley, 1999-04	89 in 110 games
7.	Laine Lasseter, 1978-82	84 in 64 games
8.	Chris Davis, 1981-91	75 in 110 games
9.	Lysa Moorefield, 1994-98	72 in 111 games
10.	Alicia Gladden, 2003-07	70 in 126 games

FIELD GOAL PERCENTAGE (MINIMUM OF TWO SEASONS)

1.	Chantelle Dishman, 1989-93	.601 (483-803 in 94 games)
2.	Jacinta Monroe, 2006-pres	.544 (414-760 in 101 games)
3.	Lisa Foglio, 1980-83	.542 (513-946 in 82 games)
4.	Sue Galkantas, 1980-84	.524 (919-1753 in 120 games)
5.	Laine Lasseter, 1978-82	.521 (540-1036 in 86 games)
6.	LeeVayn Oliver, 1980-84	.520 (498-957 in 122 games)
7.	Britany Miller, 2005-08	.517 (357-691 in 70 games)
8.	Danielle Ryan, 1989-93	.514 (508-989 in 117 games)
9.	Tia Paschal, 1989-91	.502 (683-1360 in 116 games)
10.	Carla Williams, 1994-96	.495 (214-432 in 58 games)

FREE THROW PERCENTAGE (MINIMUM OF 100 ATTEMPTS)

1.	Mara Freshour, 2005-09	.818 (234-286 in 131 games)
2.	Lisa Foglio, 1980-83	.788 (201-255 in 82 games)
3.	Alysha Harvin, 2006-pres	.781 (146-187 in 92 games)
4.	Wanda Burns, 1988-91	.777 (271-349 in 87 games)
5.	Holly Johnson, 2002-06	.773 (242-313 in 122 games)
6.	Danielle Ryan, 1989-92	.761 (251-330 in 114 games)
7.	Linnea Liljestrand, 2001-05	.750 (75-100 in 103 games)
8.	Lauren Bradley, 1999-04	.748 (172-230 in 110 games)
9.	Sue Galkantas, 1980-84	.745 (485-651 in 120 games)
10.	Tasheika Allen, 2001-04	.743 (225-303 in 88 games)
	Carla Williams, 1994-96	.743 (342-460 in 58 games)

3-POINT FG PERCENTAGE

1.	Courtney Ward, 2007-present	.423 (66-156 in 67 games)
2.	Robin Storey, 1987-89	.414 (75-181 in 54 games)
3.	Mara Freshour, 2005-09	.396 (168-424 in 131 games)
4.	Alison Arnold, 1990-94	.374 (61-163 in 91 games)
5.	L. Liljestrand, 2001-05	.354 (118-311 in 103 games)
6.	Christy Derlak, 1990-94	.341 (89-261 in 113 games)
7.	Danielle Ryan, 1989-93	.341 (29-85 in 117 games)
8.	W. Hampton, 1994-98	.333 (134-402 in 112 games)
9.	G. Adeduntan, 2002-06	.330 (113-342 in 120 games)
10.	Molly Beal, 1999-01	.324 (45-139 in 49 games)

GAMES PLAYED

1.	Mara Freshour, 2005-09	131
2.	Glenda Stokes, 1979-83	130
3.	Alicia Gladden, 2003-07	126
4.	LeeVayne Oliver, 1980-84	122
	Holly Johnson, 2002-06	122
6.	Shante Williams, 2003-08	121
	Tanae Davis-Cain, 2005-09	121
7.	Sue Galkantas, 1980-84	120
	Ganiyat Adeduntan, 2002-06	120
9.	Danielle Ryan, 1989-93	117
10.	Tia Paschal, 1989-93	116
	LaQuinta Neely, 2001-06	116



TEAM RECORDS

POINTS

MOST GAME	114 vs. Stetson (2/6/91)
MOST SEASON	2,883 (1981-82)
LEAST GAME	26 vs. Clemson (2/7/94)
LEAST SEASON	488 (1973-74)

FIELD GOALS MADE

MOST GAME	49 vs. Stetson (2/6/91)
MOST SEASON	1,171 (1981-82)
LEAST GAME	8 vs. Clemson (2/7/94)
LEAST SEASON	538 (1993-94)

FIELD GOAL ATTEMPTS

MOST GAME	97 vs. Florida (12/4/78)
MOST SEASON	2,384 (1979-80)
LEAST GAME	35 vs. Clemson (2/7/94)
LEAST SEASON	1,051 (1973-74)

FIELD GOAL PERCENTAGE

HIGH GAME	.731 vs. Denver (12/15/80)
HIGH SEASON	.520 (1990-91)
LOW GAME	.214 vs. Alabama (12/31/93)
LOW SEASON	.340 (1973-74)

3 POINT FIELD GOALS MADE

MOST GAME	12 vs. Richmond (3/21/04)
MOST SEASON	192 (2008-09)
LEAST GAME	0 Several Times
LEAST SEASON	32 (1991-92)

3 POINT FIELD GOAL ATTEMPTS

MOST GAME	31 vs. Auburn (1/17/91)
MOST SEASON	510 (2007-08)
LEAST GAME	0 vs. Lamar (11/29/91)
LEAST SEASON	120 (1991-92)

3 POINT FIELD GOAL PERCENTAGE

HIGH SEASON	.434 (1988-89)
LOW SEASON	.244 (1998-99)

FREE THROWS MADE

MOST GAME	36 vs. Fordham (12/31/84)
MOST SEASON	573 (1990-91)
LEAST GAME	1 vs. Georgia S. Western (1986) and Duke (1995-96)
LEAST SEASON	245 (1996-97)

FREE THROW ATTEMPTS

MOST GAME	51 vs. Georgia Tech (1/31/96) (30T)
MOST SEASON	826 (1990-91)
LEAST GAME	3 vs. S. Carolina (1982); vs. Florida (11/23/96)
LEAST SEASON	419 (1996-97)

FREE THROW PERCENTAGE

HIGH GAME	.952 (20-21) vs. N. Carolina (1/4/95)
HIGH SEASON	.701 (1991-92)
LEAST GAME	.167 vs. Duke (1/3/97)
LEAST SEASON	.510 (1973-74)

REBOUNDS

HIGH GAME	74 vs. Florida (12/4/78)
HIGH SEASON	1,545 (1981-82)
LEAST GAME	13 vs. Maryland (1994)
LEAST SEASON	774 (1993-94)

REBOUND AVERAGE

HIGH SEASON	45.5 (1986-87)
LEAST SEASON	28.7 (1993-94)

ASSISTS

HIGH GAME	29 vs. FAMU (1/20/82) & (1/21/91)
HIGH SEASON	601 (1981-82)
LEAST GAME	2 vs. Tulane (1984-85), Texas Tech (1994-95)
LEAST SEASON	169 (1973-74)

STEALS

HIGH GAME	31 vs. South Florida (2/12/81)
HIGH SEASON	406 (1981-82)
LEAST GAME	1 vs. Georgia Tech (1995-96)
LEAST SEASON	224 (1993-94)

BLOCKS

HIGH GAME	12 vs. Mercer (11/17/78)
HIGH SEASON	166 (2006-07)
LEAST GAME	0 several times
LEAST SEASON	38 (1983-84)

TOP GAME PERFORMANCES

POINTS

114	vs. Stetson (2/6/91)
110	vs. Marquette (12/1/90)
107	vs. Savannah State (11/23/03)
106	vs. Memphis State (1/19/91)
105	vs. Georgia Southern (12/3/88)
104	vs. Tulane (2/25/91)
104	vs. Oral Roberts (2/29/92)

MOST FIELD GOALS MADE IN A GAME

49	vs. Stetson (2/6/91)
47	vs. Georgia Southern (12/3/88)
47	vs. Dayton (1/21/77)
46	vs. Southeastern Louisiana (1/22/81)
45	vs. Stetson (1/28/83)

MOST FIELD GOALS ATTEMPTED IN A GAME

97	vs. Monmouth (11/30/85)
97	vs. Florida (12/4/78)
91	vs. Central Michigan (11/25/88)
91	vs. Miami (12/11/88)
86	vs. Marquette (12/1/90)
86	vs. Wisconsin (12/4/87)

HIGHEST FIELD GOAL PERCENTAGE IN A GAME

.731	vs. Denver (12/15/80)
.661	vs. Memphis State (1/19/90)
.660	vs. Nebraska (12/31/82)
.654	vs. South Florida (12/10/83)
.644	vs. Austin Peay (12/2/01)

MOST 3 POINT FIELD GOALS MADE IN A GAME

12	vs. Richmond (3/21/04)
11	vs. Tennessee-Chattanooga (11/26/93)
10	vs. Clemson (2/9/05)
10	vs. Miami Ohio (11/27/04)
10	vs. Georgia Tech (12/5/01)
10	vs. Maryland (2/11/01)
10	vs. Florida (12/3/94)

MOST 3 POINT FIELD GOALS ATTEMPTED IN A GAME

31	vs. Auburn (1/17/90)
26	vs. Clemson (2/27/98)
26	at Maryland (2/24/08)
25	vs. Clemson (2/19/05)
25	vs. Virginia (1/19/97)

HIGHEST 3 POINT PERCENTAGE IN A GAME

1.000	vs. Oral Roberts (2/29/92)
.833	vs. Georgia Tech (12/5/01)
.750	vs. North Carolina (2/9/95)
.700	vs. Tennessee Tech (12/21/92)
.667	vs. Clemson (12/16/97)

MOST FREE THROWS MADE IN A GAME

36	vs. Fordham (12/31/84)
35	vs. Northern Illinois (2/22/92)
33	vs. Memphis State (2/16/91)
33	vs. Louisville (2/10/90)
33	vs. Georgia Tech (1/31/96)
33	vs. Tulane (2/5/83)

MOST FREE THROWS ATTEMPTED IN A GAME

51	vs. Georgia Tech (1/22/96)
47	vs. Rice (12/6/86)
47	vs. Fordham (12/13/84)
46	vs. Wake Forest (1/15/05)
41	vs. Tulane (2/5/83)

HIGHEST FREE THROW PERCENTAGE IN A GAME

1.000	vs. Stetson (12/13/86)
1.000	vs. South Carolina (1/27/82)
.952	vs. North Carolina (1/4/94)
.933	vs. Montana (12/29/04)
.933	vs. Clemson (2/9/05)
.944	vs. Maryland (1/10/01)
.917	vs. Florida (2/23/80)

MOST REBOUNDS IN A GAME

74	vs. Florida (12/4/78)
70	vs. Georgia Southern (12/16/87)
69	vs. Rice (12/6/86)
69	vs. Monmouth (11/30/85)
67	vs. Florida A&M (2/15/90)

MOST ASSISTS IN A GAME

31	vs. Central Michigan (11/25/88)
29	vs. Florida A&M (1/20/82)
29	vs. Florida A&M (1/21/88)
29	vs. Florida A&M (2/24/92)
28	vs. Southern Mississippi (2/23/91)

MOST STEALS IN A GAME

31	vs. South Florida (2/12/81)
25	vs. Florida A&M (12/3/96)
24	vs. Southern Alabama (11/24/89)
24	vs. Fordham (12/13/84)
23	vs. Lewis (1/2/81)

MOST BLOCKED SHOTS IN A GAME

12	vs. Mercer (11/17/78)
10	vs. Miami Ohio (11/27/04)
9	vs. Army (1/2/83)
9	vs. South Florida (2/10/86)
9	vs. Mississippi (11/26/97)
9	vs. Stetson (12/6/06)
9	at Texas A&M (12/6/07)

MOST TURNOVERS IN A GAME

42	vs. St. Louis (2/6/81)
40	vs. Texas (2/24/84)
37	vs. Maryland (2/22/98)
36	vs. Tennessee (1/26/86)
35	vs. Georgia Tech (1/31/95)
35	vs. New Orleans (2/25/87)

MOST FOULS IN A GAME

55	vs. Clemson (1/7/99)
36	vs. South Florida (1/8/82)
35	vs. Mississippi (1982-1983)
32	vs. Georgia Tech (1/20/02)

FLORIDA STATE

2009-10 WOMEN'S BASKETBALL

MISCELLANEOUS RECORDS

OUTLOOK/ COACHES
 PLAYERS
 08-09 REVIEW
 HONORS
 RECORDS
 MEDIA

NOTABLE FLORIDA STATE VICTORIES

Date	Opponent	Score (Location)
First Win:	1973-74, vs. Barry College	50-33 (n/a)
Win 50:	1977-78, vs. South Florida, (OT)	84-76 (n/a)
Win 100:	Dec. 4, 1991, vs. Kent State, 80-66 (W. Lafayette, IN)	
Win 150:	Dec. 5, 1993, vs. Central Florida, 67-60 (Tallahassee, FL)	
Win 200:	Dec. 3, 1988, vs. Georgia Southern, 105-78 (Tallahassee, FL)	
Win 250:	Jan. 11, 1992, vs. Georgia Tech, 77-66 (Atlanta, GA)	
Win 300:	Jan. 23, 1995, vs. Georgia Tech, 60-58 (Atlanta, GA)	
Win 350:	Dec. 17, 2000, vs. St. Francis, 73-65 (Brooklyn Heights, NY)	
Win 400:	Dec. 21, 2003, vs. FAU, 88-77 (Malibu, CA)	
Win 450:	Feb. 19, 2006 at Clemson, 80-72 OT (Clemson, SC)	
Win 500:	Nov. 25, 2008 vs. Southeast Missouri, 62-31 (Tallahassee, FL)	

All-Time Record - 522-509 (.506)

SEASON OPENERS (RECORD: 27-8)

YEAR	OPPONENT	SCORE, W/L	SITE	DATE
1973-74	Florida	39-41, L	n/a	n/a
1974-75	Albany State	62-55, W	n/a	n/a
1975-76	Rollins	56-43, W	n/a	n/a
1976-77	Albany State	38-87, L	n/a	n/a
1977-78	Valdosta State	57-92, L	n/a	n/a
1978-79	Mississippi State	60-64, L	n/a	n/a
1980-81	Georgia Tech	84-97, L	A	11/20/80
1981-82	Stetson	81-54, W	H	11/23/81
1982-83	UT-Chattanooga	94-77, W	N	11/26/82
1983-84	Arizona State	70-85, L	N	11/18/83
1984-85	Albany State	66-60, W	H	11/14/84
1985-86	West Georgia	67-57, W	H	11/23/85
1986-87	Albany State	71-72, L (OT)	H	12/1/86
1987-88	New Mexico St	73-64, W	N	11/27/87
1988-89	Central Michigan	100-78, W	N	11/25/88
1989-90	South Alabama	89-82, W(2OT)	N	11/24/89
1990-91	UM-Kansas City	66-52, W	N	11/23/90
1991-92	Miami	71-69, W (OT)	H	11/23/91
1992-93	Florida Atlantic	97-67, W	H	12/1/92
1993-94	UT-Chattanooga	85-86, L	A	11/26/93
1994-95	Fresno State	67-62, W	N	11/25/94
1995-96	Florida Atlantic	69-46, W	A	11/27/95
1996-97	South Florida	68-59, W	A	11/22/96
1997-98	Florida A&M	79-70, W	A	11/16/97
1998-99	Tulsa	76-67, W	A	11/14/98
1999-00	Tulsa	77-70, W	H	11/19/99
2000-01	UNC-Asheville	89-64, W	H	11/19/00
2001-02	Saint Mary's	78-57, W	N	11/18/01
2002-03	Alabama State	89-61, W	H	11/22/02
2003-04	Savannah State	107-28, W	H	11/23/03
2004-05	Xavier	56-48, W	H	11/19/04
2005-06	Georgia Southern	82-57, W	H	11/18/05
2006-07	UAB	93-77, W	H	11/12/06
2007-08	Florida Gulf Coast	93-53, W	A	11/9/07
2008-09	Florida Gulf Coast	81-62, W	H	11/16/08

HOME OPENERS (RECORD: 25-4 - SINCE 1980-81)

YEAR	OPPONENT	SCORE, W/L	DATE
1980-81	Florida	90-48, W	12/3/80
1981-82	Stetson	81-54, W	11/23/81
1982-83	Albany State	94-52, W	12/1/82
1983-84	Mid Tennessee St.	75-67, W	11/26/83
1984-85	Albany State	66-60, W	11/14/84
1985-86	West Georgia	67-57, W	11/23/85
1986-87	Albany State	71-72, L (OT)	12/1/86
1987-88	Wisconsin	100-67, W	12/4/87
1988-89	UNC-Asheville	99-58, W	12/2/88
1989-90	Mississippi State	86-62, W	12/1/89
1990-91	Marquette	110-75, W	12/1/90
1991-92	Miami	71-69, W (OT)	11/23/91
1992-93	Florida Atlantic	97-67, W	12/1/92
1993-94	Rhode Island	71-76, L	12/3/93
1994-95	Central Florida	74-59, W	11/29/94
1995-96	UT-Chattanooga	58-60, L	12/17/95
1996-97	Florida A&M	91-59, W	12/3/96
1997-98	Mississippi	64-54, W	11/26/97
1998-99	Louisiana Tech	72-88, L	11/19/98
1999-00	Tulsa	77-70, W	11/19/99
2000-01	UNC-Asheville	89-64, W	11/19/00
2001-02	E Tenn State	99-66, W	11/24/01
2002-03	Alabama State	89-61, W	11/22/02
2003-04	Savannah State	107-28, W	11/23/03
2004-05	Xavier	56-48, W	11/19/04
2005-06	Georgia Southern	82-57, W	11/18/05
2006-07	UAB	93-77, W	11/12/06
2007-08	North Florida	75-48, W	11/11/07
2008-09	Florida Gulf Coast	81-62, W	11/16/08

OVERTIME GAMES (RECORD: 20-15)

YEAR	OPPONENT	SCORE, W/L	SITE	DATE
1977-78	South Florida	84-76, W	A	n/a
1982-83	Montclair State	89-81, W	H	1/10/83
1983-84	Missouri	82-75, W	N	1/5/84
1984-85	South Florida	71-69, W	H	1/14/85
1985-86	Monmouth (3OT)	81-69, W	N	11/30/85
	Radford	89-87, L	H	12/7/85
1986-87	Albany State	71-72, L	A	1/30/86
1987-88	West Virginia	68-58, W	H	12/4/87
	Georgia Southern	83-77, W	A	12/16/87
	Memphis State	90-91, L	H	12/16/88
1989-90	S. Alabama (2OT)	89-82, W	N	11/24/89
	Louisville	69-66, W	H	1/13/90
1990-91	S. Carolina (2OT)	91-92, L	H	2/4/91
1991-92	Miami	71-69, W	H	11/23/91
	Louisiana State	88-96, L	A	11/30/91
	Florida	90-78, W	H	12/15/91
1995-96	Ga Tech (3OT)	90-85, W	H	1/31/96
1997-98	Virginia	76-83, L	H	2/1/98
1998-99	North Carolina	101-112, L	H	12/5/98
2000-01	North Carolina	80-78, W	A	2/18/01
2001-02	Florida	74-78, L	H	11/29/01
2002-03	Wake Forest (3OT)	62-60, W	H	2/2/03
2003-04	Virginia	80-82, L	H	1/23/04
2004-05	Maryland	95-91, W	H	1/16/05
	North Carolina	79-73, L	H	1/20/05
	Va Tech (2OT)	81-78, W	A	1/24/05
	Va Tech (3OT)	94-83, W	H	2/19/05
	Florida	67-71, L	N	3/5/05
2005-06	Clemson	80-72, W	A	2/19/06
2006-07	Miss. State	60-65, L	A	11/30/06
2007-08	Georgia	62-71, L	N	12/29/07
	Miami	75-70, W	A	1/24/08
	Virginia	66-69, L	H	1/26/08
	Maryland	84-92, L	A	2/4/08
	Oklahoma State	72-73, L	N	3/24/06
2008-09	Duke	82-75, W	H	1/29/09

MOST GAMES IN A SEASON

38 1981-82

FEWEST GAMES IN A SEASON

10 1973-74

MOST WINS IN A SEASON

28 1981-82 (28-10)

FEWEST WINS IN A SEASON

5 1996-97 (5-22)

HIGHEST WINNING PERCENTAGE

.800 1982-83 (24-6)

LOWEST WINNING PERCENTAGE

.185 1996-97 (5-22)

TOP 10 BIGGEST WINS (BY MARGIN)

MAR	OPPONENT	SCORE	DATE
84	West Florida	100-16	1975-76
79	Savannah State	107-28	11/23/03
71	Dayton	104-33	1976-77
55	South Alabama	99-44	12/19/81
50	Tulane	100-45	11/8/90
52	Lipscomb	92-42	12/30/05
49	Fordham	84-34	11/14/06
48	Alabama State	94-42	12/16/07
49	Stetson	78-29	1976-77
48	Lewis Univ.	94-46	1/2/82
46	Pensacola Jr. Coll.	86-40	1976-77
	Jacksonville	97-51	12/7/01
45	Oral Roberts	104-59	2/29/92

MOST LOSSES IN A SEASON

22 1994-95 (8-22)

22 1996-97 (5-22)

FEWEST LOSSES IN A SEASON

3 1973-74 (7-3)

TOP 10 BIGGEST LOSSES (BY MARGIN)

MAR	OPPONENT	SCORE	DATE
63	South Carolina	52-115	1977-78
62	Duke	30-92	12/6/95
54	Alabama	33-87	12/31/93
54	Clemson	26-80	2/7/94
51	Valdosta State	50-101	1975-76
49	Albany State	38-87	1976-77
47	Valdosta State	44-91	1975-76
46	Delta State	60-106	1976-77
46	Tennessee	43-89	11/26/86
46	Texas	43-89	2/24/84

LONGEST WINNING STREAK 12 GAMES - 2004-05

GAME	DATE	OPPONENT	SCORE
No. 1	Nov. 19	Xavier (H)	56-48
No. 2	Nov. 22	Florida (A)	72-62
No. 3	Nov. 26	Eastern Kentucky (H)	70-53
No. 4	Nov. 27	Miami (OH) (H)	82-56
No. 5	Dec. 2	Florida A&M (H)	85-66
No. 6	Dec. 12	New Orleans (A)	62-44
No. 7	Dec. 15	Florida Atlantic (H)	65-40
No. 8	Dec. 18	UT-Arlington (H)	72-70
No. 9	Dec. 20	Fordham (N)	65-51
No. 10	Dec. 21	Towson (N)	67-56
No. 11	Dec. 22	UNC-Charlotte (N)	83-72
No. 12	Dec. 28	Louisville (N)	69-54

LONGEST HOME COURT WINNING STREAK (SINCE 1980-81)

GAME	DATE	OPPONENT	SCORE
No. 1	Dec. 2	UNC-Asheville	99-58
No. 2	Dec. 3	Georgia Southern	105-78
No. 3	Dec. 17	Stetson	70-64
No. 4	Jan. 2	Southern Mississippi	78-75
No. 5	Jan. 9	Memphis State	95-75
No. 6	Jan. 25	South Florida	85-74
No. 7	Jan. 28	Virginia Tech	69-66
No. 8	Feb. 6	Howard	101-73
No. 9	Feb. 9	Florida A&M	75-68
No. 10	Feb. 11	Cincinnati	62-57
No. 11	Feb. 13	Louisville	82-76

LONGEST LOSING STREAK 18 GAMES - 1986-87

GAME	DATE	OPPONENT	SCORE
No. 1	Dec. 30	Mississippi	52-75
No. 2	Jan. 3	Duke	46-87
No. 3	Jan. 5	Wake Forest	68-79
No. 4	Jan. 8	North Carolina	63-88
No. 5	Jan. 11	Clemson	63-74
No. 6	Jan. 15	Maryland	58-65
No. 7	Jan. 19	Virginia	57-67
No. 8	Jan. 22	Georgia Tech	51-75
No. 9	Jan. 26	N.C. State	36-75
No. 10	Jan. 30	Maryland	59-79
No. 11	Feb. 2	Duke	70-77
No. 12	Feb. 5	Duquesne	58-61
No. 13	Feb. 10	Georgia Tech	60-68
No. 14	Feb. 14	North Carolina	56-82
No. 15	Feb. 16	Virginia	44-73
No. 16	Feb. 19	Clemson	47-71
No. 17	Feb. 23	Wake Forest	59-63
No. 18	Feb. 27	Wake Forest	59-70

LONGEST HOME COURT LOSING STREAK (SINCE 1980-81)

8 1994-95 (12/26/94-2/11/95)

8 1996-97 (1/8/86-2/3/96)

SEMINOLE 100 POINT GAMES

YEAR	OPPONENT	SCORE	SITE	DATE
1975-76	West Florida	100-16	n/a	n/a
1976-77	Dayton	104-33	n/a	n/a
1978-79	New Orleans	101-66	n/a	n/a
1978-79	Florida	101-94	n/a	n/a
1979-80	South Florida	100-88	n/a	n/a
1981-82	Stetson	102-92	H	12/4/82
1982-83	Nebraska	100-84	N	12/31/82
1987-88	Wisconsin	100-67	H	1/6/88
1988-89	Central Michigan	100-78	N	11/25/88
	Ga Southern	105-78	H	12/3/88
	Howard	101-73	H	2/6/89
	Tulane	103-66	H	1/8/90
1989-90	Marquette	110-75	H	12/1/90
1990-91	Memphis State	106-94	A	1/19/91
	Stetson	114-71	H	2/6/91
	Memphis State	101-77	H	2/16/91
	Tulane	104-66	A	2/25/91
1991-92	Florida A&M	100-71	H	2/24/92
	Oral Roberts	104-59	H	2/29/92
	North Carolina	101-112	H	12/5/98
1998-99	Loyola	102-70	A	12/19/99
2003-04	Savannah State	107-28	H	11/23/03

OPPONENT 100 POINT GAMES

YEAR	OPPONENT	SCORE	SITE	DATE
1975-76	Talladega College	55-100	n/a	



YEAR-BY-YEAR LEADERS

YEAR-BY-YEAR TEAM STATISTICS

YEAR	GAMES	FG-A	PCT	3FG-A	PCT	FT-A	PCT	OR-DR-TOT-AVG	AS	ST	BK	TO	PF-DQ	PTS-AVG
2008-09	34	833-1974	.422	192-505	.380	528-781	.676	496-865-1361-40.0	463	296	157	617	611-12	2386-70.2
2007-08	33	824-1969	.418	182-510	.357	453-684	.662	446-856-1302-39.5	398	275	135	604	579-5	2283-69.2
2006-07	34	879-2055	.428	116-377	.308	432-657	.658	515-885-1400-41.2	430	292	166	573	538-8	2306-67.8
2005-06	30	792-1877	.422	121-370	.327	434-668	.650	452-735-1187-39.6	400	291	94	471	537-8	2139-71.3
2004-05	32	803-1863	.431	166-516	.322	438-625	.701	421-770-1191-37.2	487	288	97	529	487-3	2210-69.1
2003-04	30	799-1816	.440	95-312	.304	414-636	.651	407-751-1158-38.6	404	266	94	515	563-8	2107-70.2
2002-03	30	722-1787	.404	84-310	.271	424-647	.655	434-782-1216-40.5	342	269	105	269	533-7	1952-65.1
2001-02	28	689-1641	.420	135-416	.325	439-650	.675	367-723-1090-38.9	363	225	62	497	533-12	1952-69.7
2000-01	31	790-1823	.433	123-422	.291	498-711	.700	410-795-1205-38.9	445	273	82	553	601-16	2201-71.0
1999-00	29	769-1763	.436	87-310	.281	395-609	.649	359-622-1111-38.3	420	322	100	627	548-20	2020-69.7
1998-99	27	724-1718	.421	63-258	.244	459-693	.662	337-555-1020-37.8	345	287	100	566	578-25	1970-73.0
1997-98	27	656-1616	.406	91-328	.277	384-606	.634	332-603-1035-38.3	350	258	129	664	509-11	1787-66.2
1996-97	27	632-1654	.382	104-389	.267	245-419	.585	313-502- 945-35.0	297	229	62	522	559-21	1613-59.7
1995-96	28	613-1547	.396	60-195	.308	389-617	.630	338-613-1060-37.9	319	189	77	644	531-14	1675-59.8
1994-95	30	651-1723	.378	102-356	.287	455-698	.652	372-595-1088-36.3	593	234	46	593	647-22	1859-62.0
1993-94	27	538-1409	.382	106-319	.332	393-569	.691	228-452- 775-28.7	258	224	43	467	503-15	1575-58.3
1992-93	27	722-1551	.466	72-217	.332	395-582	.679	287-515- 925-34.3	368	282	41	492	412-8	1911-70.8
1991-92	28	794-1680	.473	32-119	.269	500-713	.701	371-658-1144-40.9	381	263	54	572	511-17	2120-75.7
1990-91	32	1026-1972	.520	57-188	.303	573-826	.694	392-724-1238-38.7	499	364	79	584	477-9	2682-83.8
1989-90	30	895-1918	.467	49-192	.255	462-673	.686	380-680-1186-39.5	392	336	75	561	565-13	2301-76.7
1988-89	27	851-1813	.469	56-129	.434	332-534	.622	365-544- 993-36.8	387	272	43	494	530-9	2090-77.4
1987-88	27	776-1793	.433	N/A	N/A	385-584	.659	1119-41.4	297	243	50	540	545-18	1980-73.3
1986-87	28	724-1892	.380	N/A	N/A	385-667	.580	1280-45.7	268	341	116	644	564-19	1833-65.5
1985-86	28	752-1901	.417	N/A	N/A	345-555	.622	1218-43.6	354	233	92	624	587-28	1849-66.0
1984-85	28	729-1819	.401	N/A	N/A	388-579	.670	1058-37.8	318	268	61	639	625-27	1846-56.9
1983-84	31	825-1771	.466	N/A	N/A	383-549	.698	1080-37.2	472	276	38	670	620-22	2033-70.1
1982-83	30	912-1823	.500	N/A	N/A	489-710	.689	1274-42.5	462	315	64	686	606-13	2313-77.1
1981-82	38	1171-2332	.502	N/A	N/A	541-815	.664	1545-41.7	601	406	50	N/A	782-24	2883-75.9
1980-81	29	881-1835	.480	N/A	N/A	406-618	.657	1313-45.3	402	310	101	N/A	619-27	2168-74.8
1979-80	35	1049-2384	.440	N/A	N/A	484-781	.620	1484-42.4	526	308	67	N/A	641-N/A	2582-73.8

INDIVIDUAL YEAR-BY-YEAR LEADERS

POINTS

YEAR	NAME	GAMES	POINTS	AVG
2009	J. Monroe	34	444	13.1
2008	M. Freshour	33	420	12.7
2007	A. Gladden	34	458	13.5
2006	A. Gladden	30	392	13.1
2005	R. Hodges	32	615	19.2
2004	T. Allen	30	407	13.6
2003	T. Allen	30	453	15.1
2002	T. Allen	28	369	13.2
2001	A. Traylor	31	467	15.1
2000	L. Coleman	29	467	16.1
1999	B. Wyckoff	27	370	13.7
1998	L. Coleman	25	443	17.7
1997	L. Coleman	27	310	11.5
1996	C. Williams	28	443	15.8
1995	A. Peercy	30	388	12.9
1994	C. Derlak	27	464	17.1
1993	T. Paschal	27	524	19.4
1992	T. Paschal	29	440	15.2
1991	W. Burns	28	490	17.5
1990	W. Burns	29	515	17.8
1989	B. Burnette	23	365	15.9
1988	B. Burnette	25	533	21.3
1987	V. Harris	26	358	13.8
1986	S. Hall	28	298	10.6
1985	L. Rimson	24	391	16.3
1984	S. Galkantas	28	495	17.6
1983	S. Galkantas	29	491	16.9
1982	S. Galkantas	34	710	20.9
1981	S. Galkantas	29	627	21.6
1980	C. Rivers	31	514	16.5
1979	C. Rivers	36	464	12.8
1978	J. Arnold	23	410	17.8
1977	C. Rivers	24	336	14.0
1976	C. Brokas	29	389	13.4
1974	M. Graham	18	153	8.5

YEAR	NAME	POINTS	AVG	
1994	K. Walker	27	47/121	.388
1993	T. Paschal	27	219/418	.524
1992	C. Dishman	28	146/251	.582
1991	C. Dishman	31	191/291	.656
1990	T. Walker	28	74/125	.592
1989	A. Harvis	27	77/139	.554
1988	A. Harvis	25	82/142	.577
1987	V. Harris	26	107/249	.440
1986	V. Bournight	25	81/167	.485
1985	C. Slater	28	152/316	.481
1984	L. Oliver	31	140/262	.534
1983	G. Stokes	29	103/171	.602
1982	L. Foglio	26	190/319	.595
1981	L. Lassetter	28	154/296	.520
1980	L. Lassetter	21	162/290	.560
1979	L. Lassetter	22	173/348	.497
1974	M. Graham	18	86/208	.410

FIELD GOALS MADE

YEAR	NAME	NUMBER
2009	J. Monroe	168
2008	T. Davis-Cain/J. Monroe	135
2007	B. Miller	184
2006	A. Gladden	157
2005	R. Hodges	236
2004	T. Allen	145
2003	T. Allen	166
2002	T. Allen	134
2001	B. Wyckoff/A. Traylor	161
2000	L. Coleman	180
1999	B. Wyckoff	136
1998	L. Coleman	164
1997	L. Coleman	130
1996	C. Williams	127
1995	A. Peercy	128
1994	C. Derlak	150
1993	T. Paschal	219
1992	T. Paschal	176
1991	W. Burns	203
1990	W. Burns	186
1989	C. Davis	151
1988	C. Burnett	201
1987	V. Harris	161
1986	B. Burnett	141
1985	L. Rimson & C. Slater	152
1984	S. Galkantas	192
1983	S. Galkantas & L. Foglio	184
1982	S. Galkantas	282
1981	S. Galkantas	261
1980	C. Rivers	216

YEAR	NAME	POINTS	AVG
2005	R. Hodges	504	
2004	T. Allen	395	
2003	T. Allen	467	
2002	A. Traylor	304	
2001	A. Traylor	396	
2000	L. Coleman	352	
1999	J. Robinson	327	
1998	L. Coleman	356	
1997	J. Robinson	331	
1996	C. Williams	243	
1995	A. Peercy	319	
1994	C. Derlak	388	
1993	T. Paschal	418	
1992	T. Paschal	349	
1991	W. Burns	435	
1990	W. Burns	404	
1989	B. Burnett	311	
1988	B. Burnett	459	
1987	V. Harris	374	
1986	B. Burnett	299	
1985	L. Rimson	334	
1984	L. Rimson	376	
1983	L. Foglio	357	
1982	S. Galkantas	536	
1981	S. Galkantas	520	
1980	C. Rivers	476	

FREE THROW PERCENTAGE (MINIMUM 50 ATTEMPTS)

YEAR	NAME	GAMES	FT/FTA	PCT
2009	M. Freshour	34	76/92	.826
2008	M. Freshour	33	90/109	.826
2007	M. Freshour	34	53/65	.815
2006	G. Adeduntan	30	65/84	.774
2005	H. Johnson	32	72/86	.837
2004	L. Bradley	30	70/87	.805
2003	L. Bradley	28	44/56	.786
2002	S. Whiting	28	82/114	.719
2001	B. Wyckoff	31	98/125	.784
2000	B. Wyckoff	24	59/79	.747
1999	T. Gracey	27	72/90	.800
1998	L. Moorefield	27	56/81	.691
1997	L. Moorefield	27	47/69	.681
1996	C. Williams	28	189/244	.775
1995	A. Peercy	30	104/140	.743
1994	A. Peercy	22	84/111	.757
1993	D. Ryan	27	72/90	.800
1992	D. Ryan	16	58/72	.806
1991	W. Burns	31	125/158	.791
1990	W. Burns	29	115/139	.827
1989	A. Harvis	27	47/67	.701
1988	B. Burnette	25	131/169	.775
1987	S. Kaminski	26	55/82	.670
1986	S. Kaminski	17	38/51	.745
1985	S. Kaminski	24	51/63	.809
1984	S. Galkantas	28	111/144	.771

FIELD GOAL ATTEMPTS

YEAR	NAME	ATTEMPTS
2009	T. Davis-Cain	421
2008	M. Freshour	340
2007	A. Gladden	391
2006	G. Adeduntan	349

FIELD GOAL PERCENTAGE (MINIMUM 100 ATTEMPTS)

YEAR	NAME	GAMES	FG/FGA	PCT
2009	C. Bravard	34	115/199	.578
2008	J. Monroe	33	135/228	.592
2007	J. Monroe	34	111/206	.539
2006	B. Miller	30	148/283	.523
2005	A. Gladden	32	152/291	.522
2004	R. Pierce	29	68/122	.557
2003	T. Moore	30	92/170	.541
2002	L. Bradley	27	53/108	.491
2001	L. Torres	31	120/222	.541
2000	L. Coleman	29	180/352	.511
1999	T. Gracey	27	109/193	.565
1998	B. Wyckoff	27	96/204	.471
1997	L. Moorefield	27	124-259	.479
1996	C. Williams	28	127/243	.460
1995	C. Williams	30	87/189	.460



FLORIDA STATE

2009-10 WOMEN'S BASKETBALL

YEAR-BY-YEAR LEADERS

1983	L. Foglio	29	77/94	819
1982	L. Foglio	26	59/80	739
1981	L. Foglio	27	65/81	802
1980	L. McDonald	28	103/150	687
1979	R. Harper	27	39/56	696
1976	L. DeJong	29	67/97	691
1975	N/A			
1974	M. Graham	18	62/94	660

1987	B. Cliette	24	91
1986	S. Kaminski	17	32
1985	C. Slater	28	42
1984	S. Kaminski	31	55
1983	B. Cliette	29	77
1982	G. Stokes	36	65
1981	G. Stokes	36	65
1980	G. Stokes	35	54

1993	D. Ryan	27	422
1992	C. Derlak	27	286
1991	W. Burns	31	333
1990	W. Burns	29	280
1989	R. Storey	27	475

FREE THROWS MADE

YEAR	NAME	NUMBER
2009	J. Monroe	108
2008	M. Freshour/S. Williams	90
2007	A. Gladden	98
2006	H. Johnson	90
2005	R. Hodges	101
2004	S. Williams	82
2003	T. Allen	79
2002	S. Whiting	82
2001	A. Traylor	106
2000	L. Coleman	106
1999	B. Wyckoff	93
1998	L. Coleman	112
1997	L. Moorefield	47
1996	C. Williams	189
1995	C. Williams	153
1994	C. Derlak	122
1993	C. Derlak	90
1992	C. Dishman	104
1991	W. Burns	125
1990	W. Burns	115
1989	B. Burnett	87
1988	B. Burnett	131
1987	B. Cliette	65
1986	B. Burnett	81
1985	L. Rimson	87
1984	S. Galkantas	111
1983	S. Galkantas	123
1982	S. Galkantas	146
1981	S. Galkantas	105
1980	L. McDonald	103

REBOUNDING

YEAR	NAME	GAME	REBOUNDS	AVG
2009	J. Monroe	34	251	7.4
2008	J. Monroe	33	203	6.2
2007	B. Miller	34	207	6.1
2006	A. Gladden	30	193	6.4
2005	G. Adeduntan	32	242	7.6
2004	G. Choice	20	110	5.5
2003	K. Vujas	30	193	6.4
2002	T. Allen	28	160	5.7
2001	L. Torres	31	310	10.0
2000	B. Wyckoff	24	170	7.1
1999	B. Wyckoff	27	214	7.9
1998	B. Wyckoff	27	268	8.0
1997	L. Coleman	27	164	6.1
1996	C. Williams	28	234	8.4
1995	C. Williams	30	224	7.5
1994	K. Cobbins	26	156	6.0
1993	T. Paschal	27	200	7.4
1992	C. Dishman	28	246	8.8
1991	C. Dishman	29	228	7.9
1990	C. Dishman	29	203	7.0
1989	D. Collins	26	145	5.6
1988	S. Hall	27	173	6.4
1987	B. Cliette	24	302	12.6
1986	S. Hall	28	233	8.3
1985	S. Hall	27	189	7.0
1984	L. Rimson	31	269	8.7
1983	B. Cliette	29	269	9.3
1982	S. Galkantas	34	296	8.7
1981	S. Galkantas	29	269	9.3
1980	G. Stokes	35	294	8.4
1979	L. Lassetter	22	222	10.0
1978	C. Rivers	22	226	10.3
1977	C. Rivers	24	336	14.0
1976	P. Harstvedt	29	247	8.5

THREE-POINTERS MADE

YEAR	NAME	GAMES	MADE
2009	T. Davis-Cain	34	77
2008	M. Freshour	33	66
2007	T. Davis-Cain	33	52
2006	H. Johnson	30	44
2005	L. Liljestrand	32	54
2004	T. Allen	30	44
2003	T. Allen	30	42
2002	S. Whiting	28	34
2001	A. Traylor	31	39
2000	M. Beal	27	27
1999	J. Robinson	27	31
1998	W. Hampton	27	40
1997	W. Hampton	27	51
1996	W. Hampton	28	28
1995	T. Rickman	26	31
1994	C. Derlak	27	47
1993	C. Derlak	27	23
1992	C. Derlak	27	10
1991	W. Burns	31	41
1990	W. Burns	29	28
1989	R. Storey	27	47

THREE-POINT ATTEMPTS

YEAR	NAME	GAMES	ATTEMPTS
2009	T. Davis-Cain	34	208
2008	M. Freshour	33	154
2007	T. Davis-Cain	33	181
2006	H. Johnson	30	124
2005	L. Liljestrand	32	153
2004	T. Allen	30	139
2003	T. Allen	30	155
2002	A. Traylor/S. Whiting	28	109
2001	A. Traylor	31	132
2000	A. Traylor	28	88
1999	J. Robinson	27	116
1998	W. Hampton	27	118
1997	W. Hampton	27	163
1996	W. Hampton	28	75
1995	T. Rickman	26	117
1994	C. Derlak	27	138
1993	C. Derlak	27	66
1992	A. Peercy	28	37
1991	W. Burns	31	123
1990	W. Burns	29	100
1989	R. Storey	27	99

FREE THROW ATTEMPTS

YEAR	NAME	ATTEMPTS
2009	J. Monroe	157
2008	S. Williams	132
2007	A. Gladden	137
2006	H. Johnson	119
2005	R. Hodges	159
2004	S. Williams	144
2003	T. Allen	106
2002	A. Traylor	124
2001	A. Traylor	151
2000	L. Coleman	151
1999	A. Traylor	153
1998	L. Coleman	163
1997	L. Coleman	77
1996	C. Williams	244
1995	C. Williams	216
1994	C. Derlak	164
1993	C. Derlak	147
1992	C. Dishman	145
1991	C. Dishman	173
1990	W. Burns	139
1989	B. Burnett	139
1988	B. Burnett	133
1987	B. Cliette	130
1986	B. Burnett	115
1985	L. Rimson	127
1984	S. Galkantas	144
1983	S. Galkantas	154
1982	S. Galkantas	214
1981	S. Galkantas	139
1980	L. McDonald	150

ASSISTS

YEAR	NAME	GAMES	ASSISTS
2009	C. Ward	34	170
2008	S. Williams	33	125
2007	S. Williams	31	116
2006	H. Johnson	30	106
2005	H. Johnson	32	127
2004	S. Williams	30	154
2003	L. Neely	28	83
2002	A. Traylor	28	79
2001	A. Traylor	31	117
2000	A. Traylor	29	145
1999	J. Robinson	27	104
1998	J. Robinson	26	96
1997	J. Robinson	27	110
1996	J. Robinson	28	78
1995	A. Peercy	30	123
1994	A. Peercy	27	100
1993	A. Peercy	26	129
1992	D. Ryan	28	94
1991	W. Burns	31	136
1990	R. Corn	30	119
1989	W. Burns	27	92
1988	R. Corn	27	75
1987	S. Kaminski	25	87
1986	J. Piatnik	27	80
1985	C. Slater	28	74
1984	S. Kaminski	31	155
1983	L. Foglio	29	96
1982	L. Marnie	36	135
1981	L. Foglio	27	98
1980	R. Harper	35	125
1979	T. Tinsley	27	102
1977	S. Silsby	23	184

BLOCKED SHOTS

YEAR	NAME	GAMES	BLOCKS
2009	J. Monroe	34	84
2008	J. Monroe	33	78
2007	J. Monroe	34	63
2006	B. Miller	30	39
2005	R. Hodges	32	25
2004	L. Bradley	30	29
2003	G. Choice	28	23
2002	L. Bradley	27	14
2001	B. Wyckoff	31	31
2000	B. Wyckoff	24	34
1999	B. Wyckoff	27	64
1998	B. Wyckoff	27	80
1997	L. Moorefield	27	24
1996	K. White	28	26
1995	L. Moorefield	29	13
1994	K. Walker	27	13
1993	T. Paschal	27	13
1992	C. Dishman	22	28
1991	C. Davis	27	32
1990	C. Davis	27	30
1989	M. Lardie	27	17
1988	S. Hall	27	24
1987	M. Buchanan	27	34
1986	S. Hall	28	32
1985	S. Hall	27	30
1984	S. Galkantas	28	12
1983	B. Cliette	29	32
1982	G. Stokes	37	16
1981	L. Lassetter	28	48
1980	L. Lassetter	21	28

STEALS

YEAR	NAME	GAMES	STEALS
2009	A. Gray	34	51
2008	S. Williams	33	54
2007	A. Gladden	34	73
2006	A. Gladden	30	62
2005	A. Gladden	32	101
2004	S. Williams	30	65
2003	A. Sutton	28	53
2002	A. Traylor/S. Whiting	28	41
2001	A. Traylor	31	75
2000	A. Sutton	29	68
1999	B. Wyckoff	27	56
1998	B. Wyckoff	27	52
1997	W. Hampton	27	58
1996	A. Penn	28	48
1995	A. Peercy	30	51
1994	C. Derlak	27	40
1993	T. Paschal	27	96
1992	T. Paschal	28	59
1991	T. Paschal	32	75
1990	W. Burns	29	77
1989	C. Davis	27	56
1988	C. Davis	21	41

THREE-POINT PERCENTAGE

YEAR	NAME	GAMES	PCT
2009	C. Ward	34	.500
2008	M. Freshour	33	.429
2007	M. Freshour	34	.346
2006	M. Freshour	30	.429
2005	G. Adeduntan	32	.375
2004	L. Liljestrand	17	.448
2003	L. Liljestrand	27	.333
2002	T. Allen	28	.400
2001	B. Wyckoff	31	.330
2000	M. Beal	27	.318
1999	J. Robinson	27	.267
1998	W. Hampton	27	.339
1997	W. Hampton	27	.313
1996	A. Penn	28	.474
1995	W. Hampton	30	.326
1994	A. Arnoldi	25	.394

Current players in **bold**
Record holder in *italic*

OUTLOOK/ COACHES
 THIS IS FSU
 PLAYERS
 08-09 REVIEW
 HONORS
 RECORDS
 OPPONENTS/ MEDIA



COACHING RECORDS



MILLIE USHER
1974-76



DIANNE MURPHY
1976-79



JAN DYKEHOUSE-ALLEN
1979-86



MARYNELL MEADORS
1986-96



CHRIS GOBRECHT
1996-97




SUE SEMRAU
1997-Present

FLORIDA STATE HEAD COACHES


COACH	YEARS	WINS	LOSSES	PCT
Sue Semrau	1997-pres	205	160	.562
Chris Gobrecht	1996-97	5	22	.185
Marynell Meadors	1986-96	132	152	.465
Jan Dykehouse-Allen	1979-86	111	108	.507
Dianne Murphy	1976-79	35	35	.500
Millie Usher	1974-76	26	29	.473
Joel Thirer	1973-74	8	3	.727
TOTALS	1973-PRES	522	509	.506

YEAR-BY-YEAR RECORD

COACH	YEARS	WINS	LOSSES	PCT
1970-71	Barbara Hollingsworth (GA)			
1971-72	Linda Warren (GA)			
1972-73	Eddie Cubbon (Faculty)			
1973-74	Joel Thirer (GA)	8	3	.727
1974-75	Millie Usher (GA)	115	17	.469
1975-76	Millie Usher	11	12	.478
1976-77	Dianne Murphy	10	12	.455
1977-78	Dianne Murphy	8	8	.500
1978-79	Dianne Murphy	17	15	.531
1979-80	Janice Dykehouse	13	22	.371
1980-81	Janice Dykehouse	14	15	.483
1981-82	Janice Dykehouse	28	10	.737
1982-83	Janice Dykehouse	24	6	.800
1983-84	Janice Dykehouse	13	18	.419
1984-85	Janice Dykehouse-Allen	7	21	.250
1985-86	Janice Dykehouse-Allen	12	16	.429
1986-87	Marynell Meadors	9	19	.321
1987-88	Marynell Meadors	9	18	.333
1988-89	Marynell Meadors	16	11	.593
1989-90	Marynell Meadors	21	9	.700
1990-91	Marynell Meadors	25	7	.781
1991-92	Marynell Meadors	17	11	.607
1992-93	Marynell Meadors	13	14	.482
1993-94	Marynell Meadors	6	21	.222
1994-95	Marynell Meadors	8	22	.267
1995-96	Marynell Meadors	8	20	.286
1996-97	Chris Gobrecht	5	22	.185
1997-98	Sue Semrau	9	18	.333
1998-99	Sue Semrau	7	20	.259
1999-00	Sue Semrau	12	17	.414
2000-01	Sue Semrau	19	12	.613
2001-02	Sue Semrau	13	15	.464
2002-03	Sue Semrau	17	13	.567
2003-04	Sue Semrau	15	15	.500
2004-05	Sue Semrau	24	8	.750
2005-06	Sue Semrau	20	10	.667
2006-07	Sue Semrau	24	10	.706
2007-08	Sue Semrau	19	14	.576
2008-09	Sue Semrau	26	8	.765
36-Year Totals		522	509	.506



Coach Jan Dykehouse-Allen



Coach Marynell Meadors



COACHING RECORDS

ALL-TIME ASSISTANT COACHES

Allen, Wayne	1984-87
Brown, Julie*	1988-90, 2006-07
Browne, Anucha*	1985-86
Close, Cori	2004-Present
Cooney, Margaret*	1980-81
Davies, Leslie	1997-00
Gaw, Wrenetta*	1986-88
Gernatt, Theresa	1996-04
Givens, Jamey*	2009-Present
Glover, Freda	1987-93
Harris, Raphael*	2007-09
Hartmann, Terri*	1984-85
Heintz, Roy	2000-02
Hunter, Shun*	2003-05
Johnson, Angie	1997-Present
Jordan, Kelly	1984-86
Karlon, Michelle*	2000-02
Kraemer, Karen*	1991-93
Lang, Erika	1996-97
Lassiter, Brooke*	2002-03
Lent, Michele*	1983-84
Markey, Robyn	1986-92
McNelis, Dennis	1980-83
Narbut, Buz	1983-84
Owen, Heidi*	1981-83
Panek, Sue	1993-96
Parker, Melissa*	2000-02
Polk, Jonelle	1994-96
Ramaker, Rob*	2005-06
Reitz, Joanna*	2007-Present
Rivers, Cherry	1981-84
Roulier, Jenny*	2004-07
Sam, Autumn*	2002-04
Schmidt, Mark	1992-96
Sheffield, Ed*	1990-92
Sowada, Karen	1996-97
Stoehr, Scott	2002-03
White, Lance	2003-Present
Wiggins, Matt*	2003-04

*Denotes Graduate Assistants



Dianne Murphy



Millie Usher



Marynell Meadors



Former Seminoles Sue Galkantas (1980-84), Celia Slater (1983-85), Jan Allen (head coach 1979-86) and Lynn Marnie (1979-83) gathered in Tallahassee in October 2004.

CHAMPION COMES HOME

Several former Seminoles came back to campus in October 2004 for the sixth annual Champions Beyond the Game brunch which is an event that honors two Seminole graduates who have excelled in life after collegiate sports are recognized. One pre-scholarship era and one post-scholarship era athlete return to be honored and to share the important lessons learned from being a student-athlete at Florida State and how those lessons have helped them become a success in life. One of that year's honorees was former Seminole women's basketball player Celia Slater. Currently, Slater is the Executive Director of the WinStar Foundation which has two programs — the Coaches Academy and Play with a Purpose. She is also the Special Projects Coordinator for the National Association of Women Athletic Administrators. Some of Slater's accomplishments include: gold medal winner as a member of Team Handball at the 1987 Olympic Festival, the first coach of woman's basketball at the University of Colorado at Colorado Springs, women's basketball coach at Lynn University and was on the staff of the WNBA first ever pre-draft camp.



Sue Semrau

THIS IS FSU
OUTLOOK/ COACHES
PLAYERS
08-09 REVIEW
HONORS
RECORDS
OPPONENTS/ MEDIA

FLORIDA STATE

2009-10 WOMEN'S BASKETBALL



SERIES RECORDS

AKRON: 1-0

HOME	AWAY	NEUTRAL
0-0	1-0	0-0
2002-03	W	74-46

ALABAMA: 4-5

HOME	AWAY	NEUTRAL
1-2	2-1	1-1
1979-80	L	61-88
1980-81	W	77-76
1982-83	W	73-64
	L	61-64
	L	64-70
1987-88	L	68-70
1988-89	L	68-70
1989-90	W	81-76
1990-91	W	88-65
1993-94	L	33-87

ALABAMA STATE: 2-2

HOME	AWAY	NEUTRAL
2-0	0-0	0-0
1976-77	L	73-80
1978-79	L	73-95
2002-03	W	89-61
2007-08	W	94-42

ALASKA: 1-0

HOME	AWAY	NEUTRAL
0-0	0-0	1-0
1983-84	W	77-63

ALBANY STATE: 4-8

HOME	AWAY	NEUTRAL
2-1	1-0	0-0
1974-75	W	62-55
	L	43-61
1975-76	L	50-71
	L	44-73
	L	38-87
1976-77	L	73-80
	L	86-94
1977-78	L	94-52
1982-83	W	66-60
1984-85	W	72-69
1985-86	W	71-72
1986-87	L	

APPALACHIAN STATE: 2-1

HOME	AWAY	NEUTRAL
2-0	0-0	0-0
1978-79	L	83-89
1989-90	W	77-62
1990-91	W	96-57

ARIZONA STATE: 0-2

HOME	AWAY	NEUTRAL
0-0	0-0	0-1
1983-84	L	70-85
2008-09	L	58-63

ARMY: 1-0

HOME	AWAY	NEUTRAL
0-0	0-0	1-0
1982-83	W	69-60

RUBURN: 1-9

HOME	AWAY	NEUTRAL
0-3	0-5	0-0
1973-74	W	53-52
1974-75	L	51-64
1982-83	L	43-73
1983-84	L	53-72
1984-85	L	58-76
1989-90	L	63-80
1990-91	L	64-79
1999-00	L	52-55
2001-02	L	59-71
2002-03	L	57-68

AUSTIN PEAY: 1-0

HOME	AWAY	NEUTRAL
1-0	0-0	0-0
2001-02	W	89-65

BERRY COLLEGE: 1-0

HOME	AWAY	NEUTRAL
0-0	0-0	0-0
1973-74	W	50-33

BOSTON COLLEGE: 5-0

HOME	AWAY	NEUTRAL
2-0	2-0	1-0
ACC GAMES: 5-0		
HOME	AWAY	NEUTRAL
2-0	2-0	1-0
2005-06	W	71-60
2006-07	W	72-53
2007-08	W	71-65
2008-09	W	64-53
	W	83-71

BRIGHAM YOUNG: 1-1

HOME	AWAY	NEUTRAL
0-0	0-0	1-1
1981-82	W	75-71
1983-84	L	61-76

BUTLER: 0-1

HOME	AWAY	NEUTRAL
1-0	0-0	0-0
1991-92	L	68-71

CALIFORNIA: 0-1

HOME	AWAY	NEUTRAL
0-0	0-0	0-1
1992-93	L	50-69

CAL STATE-FULLERTON: 1-0

HOME	AWAY	NEUTRAL
0-0	1-0	0-0
1998-99	W	84-73

CENTRAL MICHIGAN: 1-0

HOME	AWAY	NEUTRAL
0-0	0-0	1-0
1988-89	W	100-78

CENTRAL MISSOURI: 0-1

HOME	AWAY	NEUTRAL
0-0	0-0	0-1
1980-81	L	60-69

CHARLESTON SOUTHERN: 1-0

HOME	AWAY	NEUTRAL
1-0	0-0	0-0
1997-98	W	72-51

CHICAGO STATE: 2-0

HOME	AWAY	NEUTRAL
1-0	1-0	0-0
1999-00	W	73-49
2000-01	W	85-45

CINCINNATI: 12-8

HOME	AWAY	NEUTRAL
5-3	4-3	2-2
1978-79	W	61-57
1980-81	L	65-91
1982-83	W	84-61
1983-84	W	83-72
1984-85	L	73-83
1985-86	W	75-72
	L	45-77
	L	53-55
1986-87	W	70-50
1987-88	L	59-70
	W	66-58
	L	76-78
1988-89	L	45-66
	W	62-57
	L	47-57
1989-90	W	61-44
	W	57-44
1990-91	W	90-61
	W	67-49
	W	89-51

CLEMSON: 14-24

HOME	AWAY	NEUTRAL
7-11	7-11	0-2
ACC GAMES: 9-28		
HOME	AWAY	TOURNAMENT
7-11	7-11	0-1
1980-81	L	59-78
1991-92	L	73-80
	W	79-66
1992-93	L	69-84
	L	63-70
1993-94	L	26-80
	L	60-75
	L	68-72
1994-95	L	64-67
	L	74-87
1995-96	L	53-70
	L	63-74
1996-97	L	47-71
	L	84-87
1997-98	L	55-85
	L	68-85
1998-99	L	55-77
	L	67-71
1999-00	L	61-73
	L	58-75
2000-01	L	66-79
	L	49-63
2001-02	L	70-74
	L	43-56
2002-03	W	59-57
	W	68-59
2003-04	W	68-61
	W	65-50
2004-05	W	68-57
	W	82-61
2005-06	W	80-66
	W	80-72
2006-07	W	61-60
	W	73-57
2007-08	L	63-39
	L	70-72
2008-09	W	80-54
	W	75-58

COLGATE: 1-0

HOME	AWAY	NEUTRAL
1-0	0-0	0-0
2004-05	W	64-43

COLL. OF CHARLESTON: 1-1

HOME	AWAY	NEUTRAL
1-0	0-0	0-0
1975-76	L	61-93
2008-09	W	70-61

COLORADO: 1-0

HOME	AWAY	NEUTRAL
1-0	0-0	0-0
1984-85	W	70-61

COLORADO STATE: 1-0

HOME	AWAY	NEUTRAL
0-0	0-0	1-0
1985-86	W	68-73

CONNECTICUT: 0-4

HOME	AWAY	NEUTRAL
0-1	0-2	0-1
2002-03	L	55-74
2003-04	L	53-81
2004-05	L	52-70
2008-09	L	71-83

COPPIN STATE: 1-0

HOME	AWAY	NEUTRAL
1-0	0-0	0-0
2000-01	W	86-49

DAYTON: 3-0

HOME	AWAY	NEUTRAL
1-0	0-0	1-0
1976-77	W	104-33
1992-93	W	78-65
2001-02	W	63-60

DELTA STATE: 1-2

HOME	AWAY	NEUTRAL
0-0	0-0	1-0
1976-77	L	60-106
1978-79	L	64-93
1982-83	W	75-67

DENVER: 1-0

HOME	AWAY	NEUTRAL
1-0	0-0	0-0
1980-81	W	93-41

DEPAUL: 0-2

HOME	AWAY	NEUTRAL
0-0	0-2	0-0
1987-88	L	68-82
2007-08	L	68-79

DUKE: 8-29

HOME	AWAY	NEUTRAL
5-10	3-13	0-6
ACC GAMES: 8-29		
HOME	AWAY	TOURNAMENT
5-10	3-13	0-6
1991-92	W	67-55
	W	61-53
1992-93	W	84-72
	W	74-67
1993-94	L	60-66
	W	78-73
1994-95	L	68-84
	L	71-75
1995-96	L	30-92
	L	47-61
1996-97	L	46-87
	L	70-77
1997-98	L	76-96
	L	67-79
1998-99	L	72-91
	L	75-92
	L	57-90
1999-00	L	54-59
	L	52-87
	L	65-92
2000-01	L	60-73
	W	71-69
	L	56-72
2001-02	L	80-102
	L	55-88
	L	66-82
2002-03	L	63-81
	L	49-70
	L	66-79
2003-04	W	80-74
	L	64-75
2004-05	L	68-87
2006-07	L	60-73
2007-08	L	38-70
	L	67-81
2008-09	W	82-75
	L	57-75

DUQUESNE: 0-2

HOME	AWAY	NEUTRAL
0-1	0-1	0-0
1996-97	L	58-61
1997-98	L	61-92

EAST CAROLINA: 1-2

HOME	AWAY	NEUTRAL
0-1	1-0	0-0
1979-80	L	61-69
1980-81	L	67-78
2006-07	W	62-44

EASTERN KENTUCKY: 2-0

HOME	AWAY	NEUTRAL
2-0	0-0	0-0
1991-92	W	72-65
2004-05	W	70-53

EAST TENNESSEE STATE: 1-0

HOME	AWAY	NEUTRAL
1-0	0-0	0-0
2001-02	W	99-66

FAIRFIELD: 1-1

HOME	AWAY	NEUTRAL
0-0	0-0	1-1
1984-85	L	64-71
2006-07	W	69-54

FAIRLEIGH-DICKINSON: 1-0

HOME	AWAY	NEUTRAL
0-0	0-0	1-0
2003-04	W	88-77



FLORIDA STATE 2009-10 WOMEN'S BASKETBALL

SERIES RECORDS

FLAGLER: 3-4

1973-74	W	53-35
	L	31-41
	W	76-38
1974-75	L	51-60
	L	52-59
	W	59-55
	L	45-53

FLORIDA: 8-41

HOME	AWAY	NEUTRAL
13-15	7-18	5-7
1973-74	L	39-49
	W	52-36
	W	32-31
	W	48-45
1974-75	L	44-67 (H)
	W	53-47 (H)
	L	41-49 (A)
	W	44-28 (N)
1975-76	W	65-59 (H)
	L	45-64 (A)
	L	45-68 (N)
	L	39-65 (N)
1976-77	L	54-80 (A)
	L	65-67 (H)
	L	67-72 (N)
	L	60-72 (N)
1977-78	W	93-66 (H)
	L	63-102 (A)
	W	100-80 (N)
1978-79	W	88-79 (H)
	W	91-72 (A)
	W	89-85 (N)
	W	101-94 (N)
1979-80	W	92-77 (A)
	W	88-84 (H)
	L	67-78 (N)
	L	84-76 (N)
	L	71-84 (N)
1980-81	W	90-48 (H)
	L	81-83 (A)
1981-82	L	60-63 (H)
	W	86-79 (A)
1982-83	W	68-63 (A)
	W	89-67 (H)
1983-84	W	74-70 (H)
	L	57-65 (A)
1984-85	L	43-64 (A)
	L	58-79 (H)
1985-86	L	68-77 (H)
	L	76-81 (A)
1986-87	L	65-69 (H)
	L	59-70 (H)
1987-88	W	71-55 (H)
1988-89	L	60-63 (A)
1989-90	W	63-62 (H)
1990-91	W	79-78 (A)
1991-92	W	90-78 (OT) (H)
1992-93	L	78-81 (A)
1993-94	L	54-73 (H)
1994-95	L	80-91 (H)
	L	62-81 (A)
1995-96	L	56-74 (N)
	L	37-76 (H)
1996-97	L	48-75 (N)
	L	59-77 (A)
1997-98	L	64-73 (A)
	L	57-69 (H)
	L	89-106 (A)
1999-00	L	74-82 (H)
2000-01	L	65-79 (A)
2001-02	L	74-78 (OT) (H)
2002-03	L	69-80 (A)
2003-04	L	60-74 (H)
2004-05	W	72-62 (A)
2005-06	W	82-62 (H)
	L	62-72 (A)
2006-07	W	88-66 (H)
2007-08	W	81-78 (A)
2008-09	L	57-72 (H)

FLORIDA ATLANTIC: 7-2

HOME	AWAY	NEUTRAL
5-0	2-2	0-0
1986-87	L	38-42 (A)
1991-92	W	96-64 (H)
1992-93	W	97-67 (H)
1993-94	L	64-67 (A)
1994-95	W	69-55 (H)
1995-96	W	69-46 (A)
1996-97	W	79-63 (H)
2004-05	W	65-40 (H)
2005-06	W	76-63 (A)

FLORIDA A&M: 22-8

HOME	AWAY	NEUTRAL
11-4	7-3	1-1
1974-75	W	77-34
	W	47-26
1977-78	W	84-59
1978-79	L	79-84 (H)
	L	61-77 (A)
1979-80	W	74-61 (H)
	L	60-67 (A)
1980-81	W	76-64 (H)
	W	76-61 (A)
1981-82	L	86-87 (A)
	W	59-58 (H)
	W	76-65 (N)
1982-83	W	66-60 (A)
	W	82-65 (H)
	W	80-64 (A)
1983-84	L	57-61 (H)
	L	65-83 (H)
	W	79-72 (H)
1987-88	L	68-73 (N)
1988-89	W	75-68 (H)
1989-90	W	87-60 (H)
1990-91	W	92-62 (H)
1991-92	W	100-71 (A)
1992-93	W	79-58 (H)
1993-94	W	70-68 (A)
1994-95	L	65-73 (H)
1995-96	W	90-65 (A)
1996-97	W	91-59 (H)
1997-98	W	79-70 (A)
2004-05	W	85-66 (H)

FLORIDA GULF COAST: 2-0

HOME	AWAY	NEUTRAL
1-0	1-0	0-0
2007-08	W	93-53 (A)
2008-09	W	81-62 (H)

FLORIDA INTERNATIONAL: 7-2

HOME	AWAY	NEUTRAL
2-2	2-0	1-0
1975-76	W	58-35
	W	81-44
1981-82	W	74-64 (A)
1982-83	W	77-65 (H)
1997-98	L	63-66 (H)
1998-99	L	62-75 (H)
1999-00	W	76-55 (A)
2002-03	W	77-51 (H)
2007-08	W	70-50 (N)

FLORIDA SOUTHERN: 1-0

1979-80	W	97-58
---------	---	-------

FORDHAM: 6-0

HOME	AWAY	NEUTRAL
1-0	3-0	2-0
1984-85	W	88-81 (N)
2000-01	W	73-52 (A)
2004-05	W	65-61 (N)
2005-06	W	73-50 (A)
2006-07	W	84-34 (A)
2007-08	W	77-42 (H)

FORT VALLEY: 0-1

1974-75	L	43-58
---------	---	-------

FRESNO STATE: 1-0

HOME	AWAY	NEUTRAL
0-0	0-0	1-0
1994-95	W	67-62 (N)

FURMAN: 1-0

HOME	AWAY	NEUTRAL
0-0	0-0	1-0
1995-96	W	60-56 (N)

GEORGETOWN: 1-1

HOME	AWAY	NEUTRAL
0-0	0-1	1-0
1984-85	L	69-77 (A)
1985-86	W	78-74 (N)

GEORGIA: 0-7

HOME	AWAY	NEUTRAL
0-2	0-3	0-2
1987-88	L	72-91 (H)
1988-89	L	70-90 (A)
1989-90	L	76-80 (H)
1990-91	L	71-91 (A)
1998-99	L	72-95 (A)
2006-07	L	60-73 (N)
2007-08	L	62-71 (OT) (N)

GEORGIA SOUTHERN: 4-5

HOME	AWAY	NEUTRAL
2-2	2-1	0-0
1974-75	L	53-65
1975-76	L	54-83
1977-78	L	59-86 (A)
	L	69-76 (H)
1981-82	L	78-81 (H)
1987-88	W	83-77 (OT) (A)
1988-89	W	105-78 (H)
1989-90	W	80-49 (A)
2005-06	W	82-51 (H)

GEORGIA STATE: 1-1

HOME	AWAY	NEUTRAL
1-0	0-1	0-0
1980-81	L	79-96 (A)
2002-03	W	73-60 (H)

GEORGIA TECH: 18-18

HOME	AWAY	NEUTRAL
8-9	9-8	1-1
ACC GAMES: 17-17		
HOME	AWAY	TOURNAMENT
7-9	9-7	1-1

1974-75	W	58-22 (H)
1980-81	L	84-97 (A)
1991-92	L	68-70 (H)
	W	77-66 (A)
1992-93	W	79-71 (A)
	L	46-61 (H)
1993-94	L	62-65 (H)
	L	51-63 (A)
1994-95	W	60-58 (A)
	L	57-68 (H)
1995-96	L	65-97 (A)
	W	90-85 (OT) (H)
	W	64-51 (N)
1996-97	L	51-75 (A)
	L	60-68 (H)
1997-98	W	88-53 (A)
	W	77-56 (H)
1998-99	L	70-92 (A)
	L	78-86 (H)
1999-00	W	93-64 (H)
	W	77-74 (A)
2000-01	W	66-65 (A)
	W	89-69 (H)
2001-02	W	87-78 (A)
	L	56-73 (H)
2002-03	W	66-47 (H)
	L	56-86 (A)
	L	59-64 (N)
2003-04	L	59-66 (A)
	L	62-73 (H)
2004-05	L	58-59 (H)
	W	51-49 (A)
2005-06	W	59-54 (A)
2006-07	W	63-52 (H)
2007-08	L	73-83 (A)
2008-09	W	59-49 (H)

HARVARD: 1-0

HOME	AWAY	NEUTRAL
1-0	0-0	0-0
2003-04	W	96-82 (H)

HIGH POINT: 1-0

HOME	AWAY	NEUTRAL
1-0	0-0	0-0
2006-07	W	67-39 (H)

HOFSTRA: 1-0

HOME	AWAY	NEUTRAL
0-0	0-0	1-0
2007-08	W	72-54 (N)

HOWARD: 1-0

HOME	AWAY	NEUTRAL
1-0	0-0	0-0
1988-89	W	101-73 (H)

IDAHO: 0-1

HOME	AWAY	NEUTRAL
0-0	0-0	0-1
1983-84	L	74-75 (N)

INDIANA: 3-1

HOME	AWAY	NEUTRAL
1-1	2-0	0-0
1980-81	L	76-79 (H)
2001-02	W	62-61 (A)
2002-03	W	58-47 (H)
2007-08	W	85-78 (A)

IOWA STATE: 0-1

HOME	AWAY	NEUTRAL
0-0	0-0	0-1
2000-01	L	70-85 (N)

IUPUI: 1-0

HOME	AWAY	NEUTRAL
0-0	1-0	0-0
2001-02	W	78-68 (A)

JACKSONVILLE: 2-0

HOME	AWAY	NEUTRAL
1-0	1-0	0-0
2001-02	W	97-51 (H)
2002-03	W	71-51 (A)

JOHN ABBOTT: 2-0

1976-77	W	62-60
1977-78	W	71-67

JUDSON COLLEGE: 1-0

1976-77	W	97-79
---------	---	-------

KANSAS: 1-0

HOME	AWAY	NEUTRAL
0-0	1-0	0-0
1983	W	91-62 (A)

KENT STATE: 1-0

HOME	AWAY	NEUTRAL
0-0	0-0	1-0
1981	W	80-66 (N)

KENTUCKY: 0-1

HOME	AWAY	NEUTRAL
0-0	0-0	1-0
1993-94	L	55-58 (N)

LAMAR: 1-0

HOME	AWAY	NEUTRAL
0-0	0-0	1-0
1991-92	W	78-67 (N)

LEWIS: 1-0

HOME	AWAY	NEUTRAL
0-0	0-0	1-0
1981-82	W	94-46 (N)

LIPSCOMB: 2-0

HOME	AWAY	NEUTRAL
1-0	1-0	0-0
2004-05	W	73-49 (A)
2005-06	W	92-42 (H)

LONG BEACH STATE: 1-0

HOME	AWAY	NEUTRAL
1-0	0-0	0-0

FLORIDA STATE

2009-10 WOMEN'S BASKETBALL



SERIES RECORDS

LOUISIANA TECH: 1-2

HOME	AWAY	NEUTRAL	
0-1	0-1	1-0	
1997-98	L	60-86	(A)
1998-99	L	72-88	(H)
2005-06	W	80-71	(N)

LOUISVILLE: 12-10

HOME	AWAY	NEUTRAL	
6-3	5-6	1-1	
1978-79	L	60-94	(N)
	L	73-77	(H)
1979-80	L	67-86	(H)
	L	60-77	(A)
1981-82	L	73-89	(A)
1982-83	L	56-67	(A)
1983-84	L	65-81	(H)
	L	77-88	(A)
1984-85	L	74-89	(A)
1985-86	W	67-64	(H)
1986-87	W	66-63	(H)
	L	64-77	(A)

1987-88	W	99-65	(H)
	W	73-70	(A)
1988-89	W	65-64	(A)
	W	82-76	(H)
1989-90	W	69-66	(H)
	W	77-62	(A)
1990-91	W	83-70	(H)
	W	86-52	(A)
	W	83-70	(A)
2004-05	W	69-54	(N)

LOYOLA-CHICAGO: 1-0

HOME	AWAY	NEUTRAL	
0-0	1-0	0-0	
1999-00	W	102-70	(A)

MARYLAND: 12-23

HOME	AWAY	NEUTRAL	
8-8	3-12	1-3	

ACC GAMES: 12-23

HOME	AWAY	TOURNAMENT	
8-8	3-12	1-3	
1991-92	L	64-79	(H)
	L	70-101	(A)
1992-93	W	68-61	(H)
	L	61-74	(A)
	L	68-91	(N)
1993-94	L	54-69	(H)
	L	39-81	(A)
1994-95	W	56-70	(H)
	W	66-59	(A)
	L	56-72	(N)
1995-96	L	49-72	(H)
	L	63-75	(A)
1996-97	L	58-65	(H)
	W	59-79	(A)
1997-98	W	53-50	(H)
	L	49-77	(A)
1998-99	W	76-94	(A)
	W	69-63	(H)
1999-00	L	67-68	(A)
	W	66-52	(H)
	W	65-60	(N)
2000-01	W	69-38	(H)
	W	77-65	(A)
2001-02	L	50-62	(A)
	W	60-55	(H)
2002-03	W	76-61	(A)
	L	61-66	(H)
2003-04	W	82-77	(H)
	L	67-76	(A)
	L	47-62	(N)
2004-05	W	95-91	(OT) (H)
2005-06	L	57-75	(A)
2006-07	L	60-74	(H)
2007-08	L	84-92	(OT) (A)
2008-09	L	71-72	(H)

MCNEESE STATE: 1-0

HOME	AWAY	NEUTRAL	
0-0	0-0	1-0	
1981-82	W	69-62	(N)

MEMPHIS: 9-13

HOME	AWAY	NEUTRAL	
4-6	4-5	1-2	
1977-78	L	69-91	(A)
1978-79	L	78-101	(H)
1981-82	L	90-104	(H)
1982-83	W	90-82	(H)
	W	68-66	(A)
1983-84	L	67-83	(H)
	L	64-80	(N)
1984-85	L	64-76	(A)
	L	67-84	(N)
1985-86	L	66-95	(H)
	L	70-81	(A)
1986-87	L	68-75	(A)
	L	75-94	(H)
1987-88	L	90-91	(H)
	L	89-94	(A)
1988-89	W	95-75	(H)
	W	89-80	(A)
1989-90	W	72-62	(H)
	W	98-60	(A)
	W	83-58	(N)
1990-91	W	106-94	(A)
	W	101-77	(H)

MERCER: 4-6

HOME	AWAY	NEUTRAL	
3-2	1-2	0-2	
1973-74	L	45-64	(N)
1976-77	L	53-96	(A)
1978-79	L	73-83	(H)
1979-80	L	86-100	(A)
	L	75-84	(N)
	L	76-80	(H)
1983-84	W	66-57	(H)
1999-00	W	74-62	(A)
2000-01	W	69-43	(H)
2008-09	W	74-54	(H)

MIAMI: 28-7

HOME	AWAY	NEUTRAL	
11-2	11-3	6-2	
ACC GAMES: 9-1			
HOME	AWAY	TOURNAMENT	
5-0	4-1	0-0	
1974-75	W	59-45	(N)
1977-78	W	66-56	(N)
1978-79	W	73-57	(N)
	W	74-64	(A)
	W	79-53	(H)
1979-80	W	82-64	(H)
	W	93-74	(A)
	W	72-61	(N)
1980-81	W	87-73	(H)
	W	62-55	(A)
	L	70-79	(N)
1981-82	W	77-74	(A)
	W	66-52	(H)
	W	84-80	(N)
1983-84	W	76-64	(N)
1984-85	L	65-79	(H)
	L	67-74	(A)
1986-87	W	75-74	(A)
	L	73-80	(H)
1988-89	L	85-96	(N)
	L	79-88	(A)
1989-90	W	95-66	(H)
1990-91	W	76-62	(A)
1991-92	W	71-69	(H)
1992-93	W	64-61	(A)
2004-05	W	65-56	(H)
	L	57-62	(A)
2005-06	W	79-54	(A)
	W	68-61	(H)
2006-07	W	71-62	(H)
	W	75-68	(A)
2007-08	W	75-70	(OT) (A)
	W	50-49	(H)
2008-09	W	75-59	(A)
	W	59-58	(H)

MIAMI (OH): 2-0

HOME	AWAY	NEUTRAL	
1-0	0-0	1-0	
1981-82	W	89-68	(N)
2004-05	W	82-56	(H)

MIAMI DADE CC DTN: 1-0

1975-76	W	73-51	
---------	---	-------	--

MIAMI DADE CC N: 1-0

1974-75	W	59-40	
---------	---	-------	--

MIAMI DADE CC S: 1-1

1974-75	W	59-41	
1975-76	L	67-70	

MICHIGAN: 0-1

HOME	AWAY	NEUTRAL	
0-1	0-0	0-0	
1984	L	71-76	(H)

MICHIGAN STATE: 0-1

HOME	AWAY	NEUTRAL	
0-0	0-0	0-1	
1994-95	L	69-82	(N)

MIDDLE TENNESSEE: 1-1

HOME	AWAY	NEUTRAL	
1-0	0-1	0-0	
1983-84	W	75-67	(H)
1993-94	L	43-66	(A)

MISSISSIPPI: 2-3

HOME	AWAY	NEUTRAL	
2-0	0-3	0-0	
1979-80	L	52-80	(A)
1981-82	W	63-61	(H)
1982-83	L	76-86	(A)
1996-97	L	52-75	(A)
1997-98	W	64-54	(H)

MISSISSIPPI COLLEGE: 1-1

HOME	AWAY	NEUTRAL	
1-0	0-0	0-0	
1979-80	L	50-90	
1981-82	W	71-69	(H)

MISSISSIPPI STATE: 2-3

HOME	AWAY	NEUTRAL	
2-2	0-1	0-0	
1978-79	L	60-64	(H)
1979-80	L	61-73	(H)
1989-90	W	89-62	(H)
2005-06	W	75-59	(H)
2006-07	L	60-65	(OT) (A)

MISS U FOR WOMEN: 2-0

HOME	AWAY	NEUTRAL	
1-0	1-0	0-0	
1980-81	W	73-70	(A)
1981-82	W	76-54	(H)

MISSISSIPPI VALLEY: 0-1

HOME	AWAY	NEUTRAL	
1-0	0-0	0-0	
1981-82	L	83-95	(H)

MISSOURI: 0-2

HOME	AWAY	NEUTRAL	
0-0	0-0	0-2	
1983-84	L	66-83	(OT) (N)
1995-96	L	47-61	(N)

MISSOURI-KANSAS CITY: 1-0

HOME	AWAY	NEUTRAL	
1-0	0-0	0-0	
1990-91	W	66-52	(H)

MONTANA: 1-1

HOME	AWAY	NEUTRAL	
1-0	1-0	0-0	
2004-05	L	49-60	(A)
2005-06	W	69-56	(H)

MONTANA STATE: 1-0

HOME	AWAY	NEUTRAL	
0-0	0-0	1-0	
1991-92	W	89-66	(N)

MONTCLAIR STATE: 1-0

HOME	AWAY	NEUTRAL	
1-0	0-0	0-0	
1982-83	W	89-81	(OT) (H)

MURRAY STATE: 1-0

HOME	AWAY	NEUTRAL	
1-0	0-0	0-0	
2008-09	W	85-50	(N)

NEBRASKA: 1-0

HOME	AWAY	NEUTRAL	
0-0	0-0	1-0	
1982-83	W	100-84	(N)

NEW MEXICO STATE: 1-0

HOME	AWAY	NEUTRAL	
0-0	1-0	0-0	
1987-88	W	73-64	(A)

NEW ORLEANS: 3-3

HOME	AWAY	NEUTRAL	
1-1	2-2	0-0	
1978-79	W	101-66	



FLORIDA STATE

2009-10 WOMEN'S BASKETBALL

SERIES RECORDS

THIS IS FSU
 OUTLOOK/
 COACHES
 PLAYERS
 08-09 REVIEW
 HONORS
 RECORDS
 OPPONENTS/
 MEDIA

NC STATE: 9-24

HOME	AWAY	NEUTRAL
6-9	3-13	0-2
ACC GAMES: 9-24		
HOME	AWAY	TOURNAMENT
6-9	3-13	0-2
1991-92	W	76-75 (H)
	W	86-79 (A)
1992-93	L	67-75 (A)
	L	47-57 (H)
1993-94	L	46-51 (H)
	W	59-58 (A)
1994-95	L	68-91 (A)
	L	55-70 (H)
1995-96	L	71-76 (H)
	L	64-78 (A)
1996-97	L	52-88 (H)
	L	36-75 (A)
1997-98	L	60-72 (A)
	L	62-72 (H)
1998-99	L	54-65 (H)
	L	59-84 (A)
1999-00	L	58-62 (H)
	L	62-72 (A)
2000-01	W	74-70 (H)
	L	66-85 (A)
2001-02	W	80-74 (H)
	L	60-64 (A)
2002-03	W	64-55 (H)
	L	52-57 (A)
2003-04	L	64-79 (H)
	L	55-65 (A)
2004-05	L	43-71 (A)
2005-06	W	75-61 (H)
	L	60-64 (N)
2006-07	L	51-68 (A)
	L	49-76 (N)
2007-08	W	57-54 (H)
2008-09	W	64-59 (A)

NORTH FLORIDA: 1-0

HOME	AWAY	NEUTRAL
0-0	1-0	0-0
2008-09	W	60-49 (A)

NORTHEAST MISSOURI: 1-0

1978-79	W	87-67
---------	---	-------

NORTHERN ARIZONA: 0-1

HOME	AWAY	NEUTRAL
0-0	0-1	0-0
2002-03	L	69-79 (A)

NORTHERN COLORADO: 1-0

HOME	AWAY	NEUTRAL
0-0	0-0	1-0
2008-09	W	75-32 (N)

NORTHERN ILLINOIS: 1-1

HOME	AWAY	NEUTRAL
1-0	0-1	0-0
1991-92	W	99-74 (H)
1992-93	L	80-86 (A)

NW LOUISIANA: 1-0

HOME	AWAY	NEUTRAL
1-0	0-0	0-0
1979-80	W	85-81 (H)

OAKLAND: 1-1

HOME	AWAY	NEUTRAL
1-0	0-1	0-0
2006-07	W	74-69 (H)
2007-08	L	75-85 (A)

OHIO STATE: 1-0

HOME	AWAY	NEUTRAL
0-0	0-0	1-0
2007-08	W	60-49 (N)

OLD DOMINION: 1-1

HOME	AWAY	NEUTRAL
0-0	0-1	1-0
1981-82	L	65-100 (A)
2006-07	W	85-75 (N)

OKLAHOMA STATE: 1-1

HOME	AWAY	NEUTRAL
0-0	0-0	1-1
1982-83	W	72-52 (N)
2007-08	L	72-73 (OT) (N)

ORAL ROBERTS: 2-1

HOME	AWAY	NEUTRAL
2-1	0-0	0-0
1979-80	L	68-74 (H)
1991-92	W	104-59 (H)
1992-93	W	74-53 (H)

OREGON STATE: 0-1

HOME	AWAY	NEUTRAL
0-0	0-0	0-1
1981-82	L	60-76 (N)

PENSACOLA JC: 2-0

1975-76	W	73-51
1976-77	W	86-40

PENN STATE: 1-3

HOME	AWAY	NEUTRAL
1-1	0-0	0-2
1982-83	L	84-86 (N)
1983-84	L	68-96 (H)
1989-90	L	73-83 (N)
2008-09	W	73-60 (H)

PEPPERDINE: 1-1

HOME	AWAY	NEUTRAL
0-0	0-1	1-0
1981-82	W	76-63 (N)
1998-99	L	72-75 (A)

PURDUE: 1-0

HOME	AWAY	NEUTRAL
0-0	1-0	0-0
1981-82	W	65-39 (A)

RADFORD: 0-1

HOME	AWAY	NEUTRAL
1-0	0-0	0-0
1985-86	L	80-87 (H)

RHODE ISLAND: 0-1

HOME	AWAY	NEUTRAL
0-0	0-0	0-0
1993-94	L	71-76 (H)

RICE: 1-0

HOME	AWAY	NEUTRAL
1-0	0-0	0-0
1986-87	W	62-50 (H)

RICHMOND: 2-1

HOME	AWAY	NEUTRAL
0-0	0-1	2-0
1993-94	W	70-66 (N)
2003-04	L	77-84 (A)
2004-05	W	87-54 (N)

ROLLINS COLLEGE: 4-0

1974-75	W	61-48
1975-76	W	56-43
	W	64-56
1976-77	W	87-52

SAMFORD: 1-0

HOME	AWAY	NEUTRAL
1-0	0-0	0-0
2007-08	W	52-51 (H)

ST. FRANCIS COLLEGE: 1-0

HOME	AWAY	NEUTRAL
0-0	0-1	0-0
2000-01	W	73-65 (A)

ST. JOSEPH: 2-0

HOME	AWAY	NEUTRAL
1-0	0-1	0-0
1982-83	W	59-54 (A)
2001-02	W	72-45 (H)

ST. JOHN'S: 1-0

HOME	AWAY	NEUTRAL
0-0	0-0	1-0
1999-00	W	64-56 (N)

ST. LOUIS: 1-0

HOME	AWAY	NEUTRAL
0-0	0-0	1-0
1980-81	W	78-56 (N)

ST. MARY'S: 1-0

HOME	AWAY	NEUTRAL
0-0	0-0	1-0
2001-02	W	78-57 (N)

SAN FRANCISCO: 0-1

HOME	AWAY	NEUTRAL
0-0	0-1	0-0
2006-07	L	64-67 (A)

SAVANNAH STATE: 1-1

HOME	AWAY	NEUTRAL
1-0	0-0	0-0
1974-75	L	48-70 (College)
2003-04	W	107-28 (H)

SHORTER COLLEGE: 0-4

1974-75	L	52-65
	L	63-78
	L	36-54
	L	35-69

SOUTH ALABAMA: 6-3

HOME	AWAY	NEUTRAL
2-2	1-1	1-0
1976-77	W	87-66
1978-79	W	76-43
1980-81	L	79-82 (A)
	W	80-67 (H)
	W	99-44 (H)
1981-82	W	58-76 (H)
1986-87	L	64-99 (H)
1989-90	W	89-82 (N)
2003-04	W	67-61 (A)

SOUTH CAROLINA: 2-16

HOME	AWAY	NEUTRAL
0-9	1-6	1-1
1977-78	L	52-115 (N)
1979-80	L	68-93 (H)
1980-81	L	57-69 (A)
1981-82	L	81-82 (H)
1983-84	L	62-69 (A)
1984-85	L	61-70 (H)
1985-86	L	57-81 (A)
1986-87	L	56-63 (H)
	L	61-64 (A)
	L	55-85 (H)
1987-88	L	86-96 (A)
	L	82-99 (A)
1988-89	L	68-76 (H)
1989-90	L	72-75 (H)
	L	59-75 (A)
1990-91	W	69-60 (A)
	L	91-92 (H)
	W	54-53 (N)

SOUTH FLORIDA: 32-4

HOME	AWAY	NEUTRAL
15-2	12-1	3-0
1973-74	W	62-41 (N)
1974-75	W	68-40 (H)
	W	70-53 (H)
1975-76	W	57-41 (H)
1976-77	W	69-46 (H)
1977-78	W	72-58 (A)
	W	84-76 (OT) (H)
	L	65-70 (A)
	W	86-61 (A)
	L	59-61 (H)
1978-79	W	89-80 (H)
	W	73-56 (H)
	W	90-56 (H)
	W	87-58 (A)
1979-80	W	100-88 (A)
1980-81	W	79-41 (H)
	W	71-61 (A)
1981-82	W	80-60 (A)
	W	77-49 (H)
1982-83	W	71-52 (H)
1983-84	W	81-73 (A)
1984-85	L	71-79 (H)
	W	74-69 (A)
1985-86	W	58-47 (A)
	W	78-68 (H)
	W	85-74 (H)
1988-89	W	94-85 (A)
	W	87-68 (H)
1992-93	W	64-45 (H)
1994-95	W	64-45 (H)
1995-96	W	56-55 (N)
1996-97	W	68-59 (A)
1997-98	W	71-59 (N)
1998-99	W	83-74 (H)
1999-00	L	74-84 (A)
2002-03	W	82-78 (A)
2003-04	W	65-58 (H)

SE LOUISIANA: 1-1

HOME	AWAY	NEUTRAL
0-0	1-0	0-0
1979-80	L	70-73
1980-81	W	94-68 (A)

SE MISSOURI STATE: 2-0

HOME	AWAY	NEUTRAL
1-0	1-0	0-0
2006-07	W	64-50 (A)
2008-09	W	68-31 (H)

SOUTHERN ILLINOIS: 0-1

HOME	AWAY	NEUTRAL
0-0	0-0	0-1
1994-95	L	52-56 (N)

SOUTHERN MISS: 4-16

HOME	AWAY	NEUTRAL
3-6	1-8	0-2
1979-80	L	65-107 (N)
1980-81	L	69-73 (A)
1981-82	L	84-94 (H)
1983-84	L	75-84 (A)

FLORIDA STATE

2009-10 WOMEN'S BASKETBALL



SERIES RECORDS

TEMPLE: 2-1

HOME	AWAY	NEUTRAL	
0-0	2-0	0-1	
1982-83	W	74-69	(A)
1995-96	L	67-72	(N)
2008-09	W	86-67	(A)

TENNESSEE: 0-2

HOME	AWAY	NEUTRAL	
0-1	0-1	0-0	
1984-85	L	56-67	(H)
1985-86	L	43-89	(A)

TENNESSEE-CHATTANOOGA: 1-4

HOME	AWAY	NEUTRAL	
0-2	0-2	1-0	
1982-83	W	94-77	(N)
1993-94	L	85-86	(A)
1995-96	L	58-60	(H)
1999-00	L	69-78	(H)
2000-01	L	67-72	(A)

TENNESSEE TECH: 1-0

HOME	AWAY	NEUTRAL	
0-0	0-0	0-1	
1992-93	W	88-72	(N)

TEXAS: 0-1

HOME	AWAY	NEUTRAL	
0-0	0-0	0-1	
1983-84	L	43-89	(N)

TEXAS ARLINGTON: 1-0

HOME	AWAY	NEUTRAL	
1-0	0-0	0-0	
2004-05	W	72-70	(H)

TEXAS A&M: 1-1

HOME	AWAY	NEUTRAL	
1-0	0-1	0-0	
2007-08	L	67-81	(A)
2008-09	W	60-53	(H)

TCU: 0-1

HOME	AWAY	NEUTRAL	
0-0	0-0	0-1	
2003-04	L	68-81	(N)

TEXAS TECH: 0-1

HOME	AWAY	NEUTRAL	
0-0	0-0	0-1	
1983-84	L	43-89	(N)

TIFT: 1-0

HOME	AWAY	NEUTRAL	
1-0	0-0	0-0	
1974-75	W	58-47	

TOLEDO: 1-0

HOME	AWAY	NEUTRAL	
1-0	0-0	0-0	
1986-87	W	80-64	(H)

TOWSON: 1-0

HOME	AWAY	NEUTRAL	
1-0	0-0	0-0	
2004-05	W	67-56	(N)

TROY: 2-2

HOME	AWAY	NEUTRAL	
2-0	0-1	0-1	
1977-78	W	71-61	(H)
	L	63-80	(A)
1979-80	L	78-92	(N)
2003-04	W	80-42	(H)

TULANE: 11-7

HOME	AWAY	NEUTRAL	
7-3	3-4	1-0	
1978-79	L	65-78	(H)
1979-80	L	74-95	(H)
	L	65-75	(H)
1980-81	L	60-70	(A)
1981-82	W	89-70	(H)
1982-83	W	81-56	(H)
	W	91-65	(A)
1983-84	L	71-77	(A)
	W	86-79	(H)
1984-85	L	56-59	(A)
	W	81-47	(H)
1985-86	W	71-70	(H)
	L	60-75	(A)
1989-90	W	103-66	(H)
	W	100-45	(A)
1990-91	W	87-60	(H)
	W	104-66	(A)
2000-01	W	72-70	(N)

TULSA: 3-1

HOME	AWAY	NEUTRAL	
2-0	1-1	0-0	
1998-99	W	76-67	(A)
1999-00	W	77-70	(H)
2005-06	L	71-80	(A)
2006-07	W	60-43	(H)

UAB: 5-5

HOME	AWAY	NEUTRAL	
3-2	2-1	0-0	
1978-79	L	85-87	
	L	79-95	
1979-80	L	85-95	(H)
	L	82-96	(H)
1982-83	L	73-75	(A)
1983-84	W	82-75	(H)
1986-87	W	75-62	(H)
1988-89	W	84-68	(A)
2006-07	W	93-77	(H)
2007-08	W	66-52	(A)

UCF: 13-2

HOME	AWAY	NEUTRAL	
9-1	3-1	0-0	
1976-77	W	77-63	
1980-81	W	92-75	(H)
1981-81	W	75-65	(H)
1983-84	W	67-60	(H)
1984-85	L	76-93	(H)
1985-86	L	90-98	(A)
1994-95	W	74-59	(H)
1996-97	W	78-53	(H)
2000-01	W	68-37	(A)
2001-02	W	78-42	(H)
2002-03	W	77-47	(H)
2003-04	W	72-59	(A)
2005-06	W	81-49	(H)
2006-07	W	75-66	(A)
2008-09	W	82-70	(H)

VALDOSTA STATE: 1-11

HOME	AWAY	NEUTRAL	
0-1	0-1	1-1	
1974-75	L	42-53	
	L	50-54	
	L	32-49	
1975-76	L	44-91	
	L	50-101	
1976-77	L	65-104	
	L	60-92	
	L	57-92	
1977-78	L	58-62	(N)
1980-81	L	58-62	(N)
1981-82	W	82-69	(N)
1986-87	L	66-75	(H)
1987-88	L	77-83	(A)

VALPARAISO: 0-1

HOME	AWAY	NEUTRAL	
0-0	0-0	0-1	
2008-09	L	74-80	(N)

VIRGINIA: 9-30

HOME	AWAY	NEUTRAL	
4-14	4-14	1-2	
ACC GAMES: 9-30			
HOME	AWAY	TOURNAMENT	
4-14	4-14	1-2	
1990-91	L	77-92	(A)
1991-92	L	60-87	(H)
	L	43-81	(A)
	L	66-78	(H)
1992-93	L	68-76	(A)
	L	56-82	(A)
1993-94	L	50-59	(H)
	L	60-76	(H)
1994-95	L	45-79	(A)
	L	58-91	(A)
1995-96	L	40-81	(H)
	L	50-83	(N)
1996-97	L	57-67	(H)
	L	44-73	(A)
1997-98	L	62-75	(A)
	L	76-83	(OT) (H)
1998-99	L	71-80	(H)
	L	55-73	(A)
1999-00	L	73-76	(H)
	L	59-74	(A)
2000-01	W	60-58	(H)
	L	65-77	(A)
	L	83-77	(N)
2001-02	L	62-66	(A)
	L	54-57	(H)
2002-03	W	55-46	(H)
	L	54-63	(A)
2003-04	L	80-82	(OT) (H)
	W	73-71	(A)
2004-05	L	62-77	(H)
	L	67-71	(N)
2005-06	W	60-46	(H)
	W	67-58	(A)
2006-07	W	63-47	(H)
	W	79-77	(A)
2007-08	L	66-69	(OT) (H)
	L	58-77	(A)
2008-09	W	80-75	(A)
	L	63-68	(H)

VIRGINIA TECH: 16-9

HOME	AWAY	NEUTRAL	
10-2	6-5	0-2	
ACC GAMES: 5-1			
HOME	AWAY	TOURNAMENT	
2-1	3-0	0-0	
1979-80	W	67-57	(H)
	L	54-77	(H)
1981-82	W	93-82	(A)
1983-84	L	63-68	(A)
1984-85	W	85-77	(H)
	L	65-86	(N)
1985-86	L	68-73	(A)
1986-87	L	78-91	(A)
	W	70-65	(H)
	L	67-68	(N)
1987-88	W	61-59	(H)
	L	81-97	(A)
1988-89	L	67-68	(A)
	W	69-66	(H)
1989-90	W	68-64	(A)
	W	69-52	(H)
1990-91	W	78-64	(A)
	W	76-53	(H)
2000-01	W	77-57	(H)
2004-05	W	81-78	(OT2) (A)
	W	94-83	(OT3) (H)
2005-06	L	69-76	(H)
2006-07	W	70-60	(A)
2007-08	W	67-63	(H)
2008-09	W	67-63	(A)

WEST VIRGINIA: 1-1

HOME	AWAY	NEUTRAL	
1-1	0-0	0-0	
1994-95	W	68-61	(A)
	L	61-66	(H)
1995-96	L	71-88	(H)
	L	52-54	(A)
	L	68-79	(A)
1996-97	L	59-63	(H)
	L	59-70	(N)
	W	64-63	(H)
1997-98	W	63-56	(A)
	W	80-57	(H)
1998-99	W	68-80	(A)
	L	59-64	(A)
1999-00	L	76-47	(H)
	W	69-79	(H)
2000-01	L	73-61	(H)
	L	73-77	(A)
2001-02	L	63-56	(H)
	W	63-61	(A)
2002-03	W	62-60	(30T) (H)
	W	81-73	(A)
2003-04	W	67-54	(H)
	W	71-69	(A)
2004-05	W	70-57	(H)
2005-06	W	74-57	(A)
2007-08	W	70-53	(N)
	W	80-54	(H)
2008-09	W	57-52	(N)
	W	58-47	(A)

WEST VIRGINIA STATE: 1-0

HOME	AWAY	NEUTRAL	
1-0	0-0	0-0	
2005-06	W	83-39	(H)
2008-09	W	75-67	(H)

WEST VIRGINIA STATE: 0-2

HOME	AWAY	NEUTRAL	
0-0	0-0	0-2	
1983-84	L	74-79	(N)
1990-91	L	69-72	(N)

WEST VIRGINIA STATE: 1-0

HOME	AWAY	NEUTRAL	
1-0	0-0	0-0	
1975-76	W	100-16	

WEST VIRGINIA STATE: 2-2

HOME	AWAY	NEUTRAL	
2-2	0-0	0-0	
1975-76	L	61-88	
1976-77	L	54-79	
1978-79	W	73-59	
1985-86	W	67-57	(H)

WISCONSIN: 1-0

HOME	AWAY	NEUTRAL	
1-0	0-0	0-0	
1987-88	W	100-67	(H)

WISCONSIN GREEN BAY: 0-1

HOME	AWAY	NEUTRAL	
0-0	0-0	0-1	

YEAR-BY-YEAR RESULTS

1973-74

HEAD COACH JOEL THIRER



1973-74 (8-3)

Florida	39- 49	L
Barry College	50- 33	W
Florida	52- 36	W
Flagler	53- 35	W
Florida	32- 31	W
Mercer	45- 64	L
Flagler	31- 41	L
South Florida	62- 41	W
Flagler	76- 38	W
Florida	48- 45	W
Auburn	53- 52	W

1974-76

HEAD COACH MILLIE USHER



1974-75 (15-17)

Albany State	62- 55	W
Valdosta State	42- 53	L
Florida A&M	77- 34	W
Shorter College	52- 65	L
Shorter College	63- 78	L
Savannah State	48- 70	L
South Florida	68- 40	W
Miami-Dade South	59- 41	W
Rollins College	61- 48	W
Florida	44- 67	L
Flagler	51- 60	L
Florida	53- 47	W
Georgia Tech	58- 22	W
Shorter College	36- 54	L
Tift	58- 47	W
Valdosta State	50- 54	L
Georgia Southern	53-65	L
Albany State	43- 61	L
Florida A&M	47- 26	W
Florida	41- 49	L
Tampa	48- 36	W
Flagler	52- 59	L
Miami	59- 45	W
South Florida	70- 53	W
Florida	44- 28	W
Flagler	59- 55	W
Flagler	45- 53	L
Miami-Dade North	59- 40	W
Auburn	51- 64	L
Fort Valley	43- 58	L



1975-76 (11-12)

Rollins	56- 43	W
Albany State	50- 71	L
West Florida	100- 16	W
South Florida	57- 41	W
Tampa	66- 48	W
Rollins	64- 56	W
Valdosta State	44- 91	L
Tampa	82- 50	W
West Georgia	61- 88	L
Tallahadega College	55-100	L
College of Charleston	61- 93	L
Albany State	44- 73	L
Miami-Dade South	67- 70	L
Florida International	58- 35	W
Pensacola Jr College	73- 51	W
Florida	65- 59	W
Georgia Southern	54- 83	L
Florida	45- 64	L
Miami-Dade Dntn	73- 51	W
Florida International	81- 44	W
Florida	45- 68	L
Valdosta State	50-101	L
Florida	39- 55	L

1976-79

HEAD COACH DIANNE MURPHY



1976-77 (10-12)

Albany State	38- 87	L
Mercer	53- 96	L
Florida	54- 80	L
Valdosta State	65-104	L
John Abbott College	62- 60	W
Stetson	78- 29	W
Florida	65- 67	L
Rollins	87- 52	W
Central Florida	77- 63	W
Dayton	104- 33	W
South Alabama	87- 66	W
Albany State	65- 79	L
Alabama State	73- 80	L
West Georgia	54- 79	L
Judson College	97- 79	W
Stetson	72- 57	W
Pensacola Jr College	86- 40	W
Valdosta State	60- 92	L
South Florida	69- 46	W
Florida	67- 72	L
Florida	60- 72	L
Delta State	60-106	L

1977-78 (8-8)

Valdosta State	57- 92	L
Georgia Southern	59- 86	L
Florida	93- 66	W
Troy State	71- 67	W
South Florida	72- 58	W
Memphis State	69- 91	L
South Carolina	52-115	L
Georgia Southern	69- 76	L
John Abbott College	71- 67	W
Florida A&M	84- 69	W
Miami	66- 56	W
Florida	63-102	L
South Florida (OT)	84- 76	W
South Florida*	65- 70	L
South Florida*	86- 61	W
South Florida*	59- 61	L

*State Tournament

1978-79 (17-15)

Mississippi State	60- 64	L
South Alabama	76- 43	W
Mercer	73- 83	L
NE Missouri	87- 61	W
Stetson	61- 63	L
South Florida	89- 80	W
Florida	88- 79	W
New Orleans	64- 62	W
Tulane	65- 78	L
Louisville	60- 94	L
Cincinnati	61- 57	W
Alabama-Birmingham	85- 87	L
Memphis State	78-101	L
South Florida	73- 56	W
Florida	91- 72	W
Miami	79- 53	W
New Orleans	101- 66	W
Florida A&M	79- 84	L
Louisville	73- 77	L
West Georgia	73- 59	W
Alabama State	73- 95	L
Alabama-Birmingham	79- 95	L
Miami	74- 64	W
Appalachian State	83- 89	L
Winthrop College	63- 71	L
Florida A&M	61- 77	L
Stetson	89- 56	W
South Florida	90- 56	W
Miami	73- 57	W
Florida	89- 85	W
Florida	101- 94	W
Delta State	64- 93	L

1979-86

**HEAD COACH
JAN DYKHOUSE-ALLEN**



1979-80 (13-22)

Mississippi State	61- 73	L
Alabama-Birmingham	85- 95	L
South Carolina	68- 93	L
South Florida	87- 58	W
Florida A&M	74- 61	W
Southern Mississippi	65-107	L
Troy State	78- 92	W
Belhaven	81- 75	W
Miami	82- 64	W
Oral Roberts	68- 74	L
Virginia Tech	67- 57	W
Louisville	67- 86	L
Tulane	74- 95	L
Mississippi College	50- 90	L
Alabama	61- 88	L
Alabama-Birmingham	82- 96	L
Florida	92- 77	W
Miami	93- 74	W
East Carolina	61- 69	L
Mississippi	52- 80	L
Louisville	60- 77	L
Mercer	86-100	L
Northwest Louisiana	85- 81	W
Florida	88- 84	W
Florida Southern	97- 58	W
Virginia Tech	54- 77	L
Southeast Louisiana	70- 73	L
Tulane	65- 75	L
Florida A&M	60- 67	L
South Florida	100- 88	W
Florida	67- 78	L
Miami	72- 61	W
Florida	84- 76	W
Florida	71- 84	L
Mercer	75- 84	L



1980-81 (14-15, 1-3 METRO)

11/20	Georgia Tech	(A)	84- 97	L
11/21	Georgia State	(A)	79- 96	L
11/25	South Alabama	(A)	79- 82	L
11/28	Valdosta State*	(N)	58- 62	L
11/29	Alabama*	(N)	77- 76	W
12/3	Florida	(H)	90- 48	W
12/6	Miami	(H)	87- 73	W
12/12	Central Florida	(H)	92- 75	W
12/13	Denver	(H)	93- 41	W
12/18	Miss U/Women**	(A)	73- 70	W
12/19	Central Missouri**	(N)	60- 69	L
12/20	Clemson**	(N)	59- 78	L
1/7	Indiana	(H)	76- 79	L
1/8	East Carolina	(H)	67- 78	L
1/10	Cincinnati	(A)	65- 91	L
1/14	Florida A&M	(H)	76- 64	W
1/16	South Florida	(H)	79- 41	W
1/22	S.E. Louisiana	(A)	94- 68	W
1/24	Southern Miss	(A)	69- 73	L
1/26	Mercer	(H)	76- 80	L
1/29	South Carolina	(A)	57- 69	L
1/31	Miami	(A)	62- 55	W
2/5	Tulane+	(A)	60- 70	L
2/7	St. Louis+	(N)	78- 56	W
2/11	Florida	(A)	81- 83	L
2/12	South Florida	(A)	71- 61	W
2/14	Florida A&M	(A)	76- 61	W
2/16	South Alabama	(H)	80- 67	W
2/17	Miami++	(N)	70- 79	L

*Lady Sunshine Classic, Orlando, FL

**MUW Christmas Tournament, Columbus, MS

+Metro Conference Tournament, New Orleans, LA

++FAIA State Tournament, Daytona Beach, FL



1981-82 (28-10, 2-3 METRO)

11/23	Stetson	(H)	81- 54	W
11/26	McNeese State*	(N)	69- 62	W
11/28	Valdosta State*	(N)	82- 69	W
12/1	Central Florida	(H)	75- 65	W
12/4	Kent State**	(N)	80- 66	W
12/5	Purdue**	(A)	65- 39	W
12/8	Florida	(H)	60- 63	L
12/11	Fla International	(A)	74- 64	W
12/12	Miami	(A)	77- 74	W
12/19	South Alabama	(H)	99- 44	W
1/2	Lewis University+	(A)	94- 46	W
1/3	Miami-Ohio+	(A)	89- 68	W
1/5	North Carolina+	(A)	77- 68	W
1/8	South Florida	(A)	80- 60	W
1/11	Miss U - Women	(H)	76- 54	W
1/13	Florida	(A)	86- 79	W
1/16	Virginia Tech	(A)	93- 72	W
1/17	#7/ Old Dominion	(A)	65-100	L
1/20	Florida A&M	(A)	86- 87	L
1/25	#14/ Memphis St.	(H)	90-104	L
1/27	#12/ South Carolina	(H)	81- 82	L
1/30	Southern Miss	(H)	84- 94	L
2/6	Louisville	(A)	73- 89	L
2/8	Tulane	(A)	89- 70	W
2/10	Florida A&M	(H)	59- 58	W
2/13	Miami	(H)	66- 52	W
2/15	#18/ Mississippi	(H)	63- 61	W
2/20	Tampa	(H)	90- 50	W
2/22	South Florida	(H)	77- 49	W
3/4	Miami++	(N)	84- 80	W
3/6	Florida A&M++	(N)	76- 65	W
3/11	Mississippi Coll^	(H)	71- 69	W
3/11	Ga Southern^	(H)	78- 81	L
3/12	Miss Valley^	(H)	83- 95	L

FLORIDA STATE

2009-10 WOMEN'S BASKETBALL



YEAR-BY-YEAR RESULTS

3/25 Pepperdine# (H) 76-63 W
 3/26 Brigham Young# (N) 75-71 W
 3/27 Oregon State# (N) 60-76 L
 Record includes Feb. 5 forfeit win over St. Louis
 *Lady Seminole Classic, Tallahassee, FL
 **Boilermaker Premier, W. Lafayette, IN
 ++Hurricane New Year's Classic, Miami, FL
 ***FAIAW State Tournament, Daytona Beach, FL
 #AIAW Region III Tournament
 #NWT



1982-83 (24-6, 5-1 METRO)

11/26 Tenn-Chatt* (H) 94-77 W
 11/27 North Carolina* (H) 75-74 W
 12/1 Albany State (H) 94-52 W
 12/4 Stetson (H) 102-42 W
 12/6 Alabama (A) 73-64 W
 12/10 #11/ Penn State** (N) 84-86 L
 12/11 Delta State** (N) 75-67 W
 12/31 Nebraska+ (N) 100-84 W
 1/2 Army+ (N) 69-60 W
 1/3 Oklahoma State+ (N) 72-52 W
 1/6 Temple (A) 74-69 W
 1/7 St. Joseph's (A) 59-54 W
 1/11 Montclair St (OT) (H) 89-81 W
 1/15 Tulane (H) 81-56 W
 1/17 Memphis State (A) 90-82 W
 1/19 Florida A&M (A) 66-60 W
 1/22 Alabama-Birm (A) 73-75 L
 1/24 Auburn (A) 43-73 L
 1/27 Florida (A) 68-63 W
 1/28 Stetson (A) 77-64 W
 2/3 South Florida (H) 71-52 W
 2/5 Tulane (A) 91-65 W
 2/9 Florida A&M (H) 82-65 W
 2/12 Fla International (H) 77-65 W
 2/16 Alabama (H) 61-64 L
 2/19 Florida (H) 89-67 W
 2/26 Memphis State (A) 68-66 W
 3/7 Louisville++ (A) 56-67 L
 3/8 Cincinnati++ (N) 84-61 W
 3/18 #13/ Mississippi+ (A) 76-86 L

*Lady Seminole Classic, Tallahassee, FL
 **Mid-American Classic, Columbia, MO
 ++Hurricane New Year's Classic, Miami, FL
 +++Metro Conference Tournament, Louisville, KY
 #First Round NCAA Playoff



1983-84 (13-18, 2-9 METRO)

11/18 #16/ Arizona State* (A) 70-85 L
 11/19 Brigham Young* (A) 61-76 L
 11/26 Middle Tenn State (H) 75-67 W
 12/2 #18./W. Kentucky** (A) 74-79 L
 12/3 Kansas** (A) 91-62 W
 12/5 Central Florida (H) 67-60 W
 12/10 South Florida (A) 81-73 W
 12/15 Alabama-Birm (H) 82-75 W
 1/2 Penn State+ (A) 68-96 L
 1/3 Stanford+ (A) 73-58 W
 1/5 #16/ Missouri (OT)+ (A) 82-75 W
 1/10 Louisville (H) 65-81 L
 1/13 Miami++ (H) 76-64 W
 1/14 Mercer++ (H) 66-57 W
 1/20 Florida (H) 74-70 W
 1/23 Memphis State (H) 67-83 L
 1/28 Tulane (A) 71-77 L
 1/30 Southern Miss (A) 75-84 L
 2/2 #10/ Auburn (H) 53-72 L
 2/4 Virginia Tech (A) 63-68 L
 2/6 South Carolina (A) 62-69 L
 2/11 Southern Miss (H) 53-58 L

2/13 Florida (A) 57-65 L
 2/15 Florida A&M (H) 80-64 W
 2/20 Tulane (H) 86-79 W
 2/23 Alaska^ (A) 77-63 W
 2/24 #1/ Texas^ (N) 43-89 L
 2/26 Idaho^ (N) 74-75 L
 3/5 Cincinnati# (N) 83-72 W
 3/7 Memphis State# (N) 64-80 L
 Louisville 77-88 L

*Lady Buff Classic, Boulder, CO
 **Louisville Tech Classic, Louisville, KY
 +Miami Masonic Classic, Miami, FL
 ++Duval Hotel Classic, Tallahassee, FL
 ^Northern Lights Shootout, Anchorage, AK
 #Metro Conference Tournament, Cincinnati, OH



1984-85 (7-21, 2-9 METRO)

11/14 Albany State (H) 66-60 W
 11/23 Colorado (H) 70-61 W
 11/26 Georgetown (A) 69-77 L
 12/3 Central Florida (H) 76-93 L
 12/7 Michigan (H) 71-76 L
 12/8 Wichita State (H) 54-70 L
 12/15 Miami (A) 65-79 L
 12/31 Fordham* (A) 88-81 W
 1/2 Fairfield* (A) 64-71 L
 1/6 Virginia Tech (H) 85-77 W
 1/10 Cincinnati (A) 73-83 L
 1/12 Louisville (A) 74-89 L
 1/14 S Florida (OT) (H) 71-69 W
 1/16 Florida (A) 43-64 L
 1/19 South Carolina (H) 61-70 L
 1/24 Southern Miss (A) 61-66 L
 1/26 Tulane (A) 56-59 L
 1/30 #10/ Auburn (A) 58-76 L
 2/8 #24 Tennessee (H) 56-67 L
 2/10 Tulane (H) 81-47 W
 2/12 Florida A&M (H) 57-61 L
 2/16 Southern Miss (H) 61-66 L
 2/26 Florida (H) 58-79 L
 2/23 #22 Memphis St. (H) 64-76 L
 2/25 #21 Miami (H) 67-74 L
 Memphis State 67-84 L
 South Florida (A) 74-69 W
 3/1 Virginia Tech** (N) 65-86 L

*Women's Court Classic, Miami, FL
 **Metro Conference Tournament, Hattiesburg, MS



1985-86 (12-16, 3-8 METRO)

11/23 West Georgia (H) 67-57 W
 11/26 Ga Southwest (H) 51-58 L
 11/29 Colorado State* (A) 68-53 W
 11/30 Monmouth (3OT)* (A) 81-69 W
 12/4 Tampa (H) 88-77 W
 12/6 Georgetown** (H) 78-74 W
 12/7 Radford (OT)** (H) 80-87 L
 12/16 Stetson (A) 76-72 W
 1/2 South Carolina (A) 57-81 L
 1/4 Virginia Tech (A) 68-73 L
 1/11 Louisville (H) 67-64 W
 1/13 Cincinnati (H) 75-72 W
 1/18 Central Florida (A) 90-98 L
 1/20 South Florida (A) 58-47 W
 1/22 Florida (H) 68-77 L
 1/24 Tulane (H) 71-70 W
 1/26 #11/13 Tennessee (H) 43-89 L
 1/30 Albany State (A) 72-69 W
 2/1 Memphis State (A) 66-95 W
 2/6 Southern Miss (H) 76-89 L
 2/8 Tulane (A) 60-75 L
 2/10 South Florida (H) 78-68 W

2/13 Florida A&M (H) 65-83 L
 2/15 Southern Miss (H) 76-89 L
 2/19 Florida (A) 76-81 L
 2/22 #22 Memphis St (A) 70-81 L
 2/26 Stetson (H) 68-74 L
 3/1 Cincinnati+ (A) 45-77 L

*Pizza Hut Classic
 **Southernaire Invitational, Tallahassee, FL
 +Metro Conference Tournament, Columbia, SC
 1986-96
 Head Coach
 Marynell Meadors



1986-87 (9-19, 5-7 METRO)

12/1 Albany State (OT) (H) 71-72 L
 12/5 Toledo* (H) 80-64 W
 12/6 Rice* (H) 62-50 W
 12/13 Stetson (H) 50-55 L
 12/15 Miami (A) 75-74 W
 12/16 Florida Atlantic (A) 38-42 L
 12/18 Alabama-Birm (H) 75-62 W
 12/30 Valdosta State (H) 66-75 L
 1/3 Virginia Tech (A) 78-91 L
 1/10 Louisville (H) 66-63 W
 1/12 Cincinnati (H) 53-55 L
 1/14 Florida (A) 65-69 L
 1/16 South Alabama (A) 58-76 L
 1/19 South Carolina (H) 56-63 L
 1/24 Southern Miss (A) 64-62 W
 1/26 Memphis State (A) 68-75 W
 1/29 Miami (H) 73-80 L
 1/31 Virginia Tech (H) 70-65 W
 2/3 South Alabama (H) 64-99 L
 2/7 Louisville (A) 64-77 L
 2/9 Cincinnati (A) 70-50 W
 2/12 Florida A&M (H) 79-72 W
 2/16 South Carolina (A) 61-64 L
 2/19 Florida (H) 59-70 L
 2/21 Southern Miss (H) 75-84 L
 2/23 Memphis State (H) 67-94 L
 2/25 New Orleans (A) 59-87 L
 3/5 Virginia Tech** (N) 67-88 L

*Tallahassee Hilton Classic, Tallahassee, FL
 **Metro Conference Tournament, Blacksburg, VA



1987-88 (9-18, 4-8 METRO)

11/27 New Mexico St* (N) 73-64 W
 11/28 DePaul* (N) 68-82 L
 12/4 Wisconsin** (H) 100-67 W
 12/5 W Virginia (OT)** (H) 68-58 W
 12/12 Stetson (A) 69-75 L
 12/16 Ga Southern (OT) (A) 83-77 W
 12/18 North Carolina (A) 79-82 L
 #17/19 Georgia (H) 72-91 L
 1/3 Wis.-Green Bay (H) 64-67 L
 1/13 New Orleans (H) 61-71 L
 1/16 Memphis St (OT) (H) 90-91 L
 1/18 Southern Miss (H) 60-69 L
 1/21 Florida A&M (H) 68-73 L
 1/25 South Carolina (H) 55-85 L
 1/28 Valdosta State (A) 77-83 L
 1/30 Virginia Tech (H) 61-59 W
 2/1 Alabama (H) 64-70 L
 2/2 Memphis St (H) 59-70 L
 2/8 Louisville (H) 99-65 W
 2/13 Memphis State (A) 89-94 L
 2/15 Southern Miss (A) 68-84 L
 2/20 Virginia Tech (A) 81-97 L
 2/22 South Carolina (A) 86-96 L
 2/27 Florida (H) 71-55 W
 3/8 Louisville (A) 73-70 W
 3/9 Cincinnati (A) 66-58 W

3/10 Cincinnati+ (H) 76-78 L
 *Coopers & Lybrand Invitational
 **Tallahassee Hilton Classic, Tallahassee, FL
 +Metro Conference Tournament, Tallahassee, FL



1988-89 (16-11, 7-5 METRO)

11/25 Central Michigan* (N) 100-78 W
 11/26 Miami* (N) 85-96 W
 12/2 UNC-Ashville** (H) 99-58 W
 12/3 Ga Southern** (H) 105-78 W
 12/11 Miami (A) 79-88 L
 12/13 Florida (A) 60-65 L
 12/17 Stetson (H) 70-64 W
 12/19 Alabama-Birm (A) 84-68 W
 1/2 Southern Miss (H) 78-75 W
 1/9 Memphis State (H) 95-75 W
 1/14 Cincinnati (A) 45-66 L
 1/16 Louisville (A) 65-64 W
 1/21 Virginia Tech (A) 67-68 L
 1/23 #16/15 S. Carolina (A) 82-99 W
 1/25 South Florida (H) 85-74 W
 1/28 Virginia Tech (H) 69-66 W
 1/30 Alabama (A) 68-70 L
 2/4 Southern Miss (A) 66-84 L
 2/6 Howard (H) 101-73 W
 2/9 Florida A&M (H) 75-68 W
 2/11 Cincinnati (H) 62-57 W
 2/13 Louisville (H) 82-76 W
 2/16 #5/6 Georgia (A) 70-90 L
 2/20 #14/19 S. Carolina (H) 68-76 W
 2/24 South Florida (A) 94-85 W
 3/2 Memphis State (A) 89-80 W
 3/8 Cincinnati+ (N) 47-57 L

*Lady Sunshine Classic, Lake Mary, FL
 **Tallahassee Hilton Classic, Tallahassee, FL
 +Metro Conference Tournament, Memphis, TN



1989-90 (21-9, 11-3 METRO)

11/24 S. Alabama (2OT)* (N) 89-82 W
 11/25 #13/12 LSU* (A) 65-68 L
 12/1 Miss State** (H) 89-62 W
 12/2 UNC-Charlotte** (H) 50-63 L
 12/6 Alabama (A) 81-76 W
 12/18 Stetson (A) 77-70 W
 12/30 Appalachian St (H) 77-62 W
 Ga. Southern (H) 80-49 W
 Virginia Tech (A) 68-64 W
 Tulane (H) 103-66 W
 Florida (H) 63-62 W
 Louisville (OT) (H) 69-66 W
 Cincinnati (H) 61-44 W
 #14/14 Auburn (A) 63-80 L
 #15/17 S. Carolina (H) 72-75 L
 #19/18 Southern Miss (A) 73-77 L
 Memphis State (A) 72-62 W
 Virginia Tech (H) 69-52 L
 Tulane (A) 100-45 W
 Louisville (A) 77-62 W
 Cincinnati (A) 57-44 W
 Florida A&M (A) 87-60 W
 Miami (H) 95-66 W
 #7/7 Georgia (H) 76-80 L
 #17/17 Southern Miss (H) 97-72 W
 Memphis State (H) 98-60 W
 #17/18 S. Carolina (A) 59-75 L
 Memphis State+ (A) 83-58 W
 #22/20 Penn State+ (A) 78-90 L
 #23 Penn State++ (H) 73-83 L
 *LSU Crawfish Classic, Baton Rouge, LA
 **Tallahassee Hilton Classic, Tallahassee, FL
 +Metro Conference Tournament, Cincinnati, OH
 ++NCAA Tournament, Tallahassee, FL

YEAR-BY-YEAR RESULTS



1990-91 (25-7, 12-2 METRO)

11/23	Missouri-KC*	(N)	66-52	W
11/24	SW Missouri St*	(A)	63-68	L
12/1	Marquette**	(H)	110-75	W
12/2	#20/20 LSU**	(H)	89-82	W
12/7	#18/19 N. Illinois+	(A)	78-66	W
12/8	#1/1 Virginia+	(A)	77-92	L
12/17	Florida	(A)	79-78	W
12/19	Miami	(A)	76-62	W
1/7	Virginia Tech	(A)	78-64	W
1/12	Cincinnati	(H)	90-61	W
1/14	Louisville	(H)	83-70	W
1/16	Alabama	(H)	88-65	W
1/19	Memphis State	(A)	106-94	W
1/21	South Carolina	(A)	69-60	W
1/26	Southern Miss	(H)	96-76	W
1/28	Tulane	(H)	87-60	W
1/31	#4/4 Georgia	(A)	71-91	L
2/4	S. Carolina (2OT)	(H)	91-92	L
2/6	Stetson	(H)	114-71	W
2/9	Cincinnati	(A)	67-49	W
2/11	Louisville	(A)	86-52	W
2/14	#5/5 Auburn	(H)	64-79	L
2/16	Memphis State	(H)	101-77	W
2/18	Virginia Tech	(H)	76-53	W
2/23	Southern Miss	(A)	90-93	L
2/25	Tulane	(A)	104-66	W
2/28	Florida A&M	(H)	92-62	W
3/4	Cincinnati++	(N)	89-51	W
3/5	Louisville++	(A)	83-70	W
3/6	S. Carolina++	(N)	54-53	W
3/13	Appalachian St*	(H)	96-57	W
3/13	#10/11 W Kentucky\$	(H)	69-72	L

*St. John's Lady Bear Classic, Springfield, MO
**Tallahassee Hilton Classic, Tallahassee, FL
+Cavalier Classic, Charlottesville, VA
++Metro Conference Tournament, Louisville, KY
*NCAA Tournament, Tallahassee, FL
\$NCAA Tournament, 2nd Round, Bowling Green, KY



1991-92 (17-11, 8-8 ACC)

11/23	Miami (OT)	(H)	71-69	W
11/29	#14/17 Lamar*	(N)	78-67	W
11/30	#19/ LSU (OT)	(A)	88-96	L
12/7	Montana State^	(H)	89-66	W
12/8	E Kentucky^	(H)	72-65	W
12/15	Florida (OT)	(H)	90-78	W
12/17	Georgia Tech*	(H)	68-70	L
1/3	#1/1 Virginia*	(H)	60-87	L
1/5	Wake Forest*	(A)	86-83	W
1/8	#4/4 Maryland*	(H)	64-79	L
1/11	Georgia Tech*	(A)	77-66	W
1/15	#17/17 Clemson*	(A)	73-80	L
1/19	#20/15 NC State*	(H)	76-75	W
1/21	Duke*	(H)	67-55	W
1/25	#25/25 N. Carolina*	(H)	70-61	W
1/27	#2/2 Virginia*	(A)	43-81	L
2/1	#15/19 Clemson*	(H)	79-66	W
2/5	#1/1 Maryland*	(A)	70-101	L
2/8	Duke*	(A)	61-53	W
2/10	#24/20 N. Carolina*	(A)	52-69	L
2/15	NC State*	(A)	86-79	W
2/17	Wake Forest*	(H)	64-67	L
2/19	Butler	(H)	68-71	L
2/22	Northern Illinois	(H)	99-74	W
2/26	Florida A&M	(A)	100-71	W
2/26	Florida Atlantic	(H)	96-64	W
2/29	Oral Roberts	(H)	104-59	W
3/6	North Carolina**	(N)	69-81	L

&LSU Crawfish Classic, Baton Rouge, LA
^ Dial Classic, Tallahassee, FL
* ACC Game
** ACC Tournament, Rock Hill, SC



1992-93 (13-14, 6-10 ACC)

12/1	Florida Atlantic	(H)	97-67	W
12/4	South Florida^	(H)	87-68	W
12/5	Louisiana State^	(H)	79-59	W
12/16	NC State*	(A)	67-75	L
12/18	#16/ Miami	(A)	64-61	W
12/21	#20/ Tenn Tech*	(N)	88-72	W
12/22	California*	(A)	50-69	L
1/3	Duke*	(A)	84-72	W
1/6	#3/9 Virginia*	(H)	66-78	L
1/10	#15/14 N. Carolina*	(A)	85-66	W
1/12	#3/3 Maryland*	(H)	68-61	W
1/16	Wake Forest*	(A)	53-57	L
1/18	#25 Georgia Tech*	(A)	79-71	W
1/21	#13 N. Carolina*	(H)	60-73	L
1/25	#12 Maryland*	(A)	61-74	L
1/27	Florida A&M	(H)	79-58	W
1/30	#3/10 Virginia*	(A)	68-76	L
2/3	Florida	(A)	78-81	L
2/6	#19/19 Clemson*	(H)	69-84	L
2/9	#22/ N. Illinois	(A)	80-86	L
2/12	Georgia Tech*	(H)	46-61	L
2/14	Wake Forest*	(H)	77-73	W
2/16	Oral Roberts	(H)	74-53	W
2/21	NC State*	(H)	47-57	L
2/24	#24 Clemson*	(A)	63-70	L
2/28	Duke*	(H)	74-67	W
3/6	#12/12 Maryland**	(N)	68-91	L

*Dial Classic, Tallahassee, FL
&Oakland Tribune Classic, Oakland, CA
* ACC Game
** ACC Tournament, Rock Hill, SC



1994-95 (8-22, 3-13 ACC)

11/25	Fresno State&	(N)	67-62	W
11/26	UW-Green Bay&	(N)	60-88	L
11/29	Central Florida	(H)	74-59	W
12/2	South Florida^	(H)	64-45	W
12/3	#15/15 Florida^	(H)	80-91	L
12/7	Duke*	(A)	68-84	L
12/10	Tampa	(H)	64-62	W
12/16	Florida A&M	(H)	65-73	L
12/19	#11/11 Texas Tech*	(N)	44-66	L
12/20	Southern Illinois#	(N)	52-56	L
12/21	Michigan State#	(N)	69-82	L
12/31	New Orleans	(A)	67-75	L
1/4	#4/4 N. Carolina*	(H)	52-77	L
1/8	Clemson*	(A)	68-72	L
1/11	NC State*	(A)	68-91	L
1/14	Maryland*	(H)	56-70	L
1/17	#12/14 Virginia*	(H)	60-76	L
1/21	Wake Forest*	(A)	68-61	W
1/23	Georgia Tech*	(A)	60-58	W
1/28	#21/ Duke*	(H)	71-75	L
1/30	Georgia Tech*	(H)	57-68	L
2/3	#5/5 N. Carolina*	(A)	47-92	L
2/6	Clemson*	(H)	64-67	L
2/11	NC State*	(H)	55-70	L
2/13	Florida Atlantic	(H)	69-55	W
2/16	Maryland*	(A)	66-59	W
2/18	#6/7 Virginia*	(A)	45-79	L
2/21	#17/16 Florida*	(A)	62-81	L
2/23	Wake Forest*	(H)	61-66	L
3/3	Maryland**	(N)	56-72	L

&Montana State Classic
^ Dial Classic, Tallahassee, FL
#San Juan Shootout, San Juan, PR
* ACC Game
** ACC Tournament, Rock Hill, SC



1993-94 (6-21, 3-13 ACC)

11/26	UT-Chattanooga	(A)	85-86	L
11/28	Middle Tenn State	(A)	43-66	L
12/3	Rhode Island^	(H)	71-76	L
12/4	Dayton^	(H)	78-65	W
12/6	Florida A&M	(N)	70-68	W
12/11	#7/7 N. Carolina*	(A)	61-102	L
12/18	Georgia Tech*	(H)	62-65	L
12/21	#13/14 Virginia*	(A)	56-82	L
12/29	Richmond&	(N)	70-66	W
12/30	Kentucky&	(N)	55-58	L
12/31	#10/10 Alabama&	(N)	33-87	L
1/5	#24/22 Maryland*	(H)	54-69	L
1/8	Florida Atlantic	(A)	64-67	L
1/14	#4/4 N. Carolina*	(H)	48-71	L
1/16	Duke*	(A)	60-66	L
1/22	Wake Forest*	(H)	66-60	W
1/24	NC State*	(H)	46-51	L
1/28	Maryland*	(A)	39-81	L
2/1	Georgia Tech*	(A)	51-63	L
2/4	#10/11 Virginia*	(H)	50-59	L
2/7	Clemson*	(A)	26-80	L
2/15	Florida	(H)	54-73	L
2/18	Wake Forest*	(A)	79-82	L
2/20	NC State*	(A)	59-58	W
2/23	Clemson*	(H)	60-75	L
2/25	Duke*	(H)	78-73	W
3/4	Wake Forest**	(N)	57-72	L

*Dial Classic, Tallahassee, FL
&Florida Citrus Sports Travel Holiday Classic, Orlando, FL
* ACC Game
** ACC Tournament, Rock Hill, SC



1995-96 (8-20, 2-14 ACC)

11/27	Florida Atlantic	(A)	69-46	W
12/1	#21/Florida^	(N)	56-74	L
12/2	South Florida^	(N)	56-55	W
12/6	#17/17 Duke*	(A)	30-92	L
12/10	Florida A&M	(A)	90-65	W
12/17	UT-Chattanooga	(H)	58-60	L
12/20	New Orleans	(H)	62-51	W
12/28	Missouri&	(A)	47-61	L
12/29	Temple&	(A)	67-72	L
12/30	Furman&	(A)	60-56	W
1/7	#24 N. Carolina*	(A)	59-67	L
1/9	Clemson*	(H)	74-87	L
1/14	#13/13 NC State*	(H)	71-76	L
1/14	Maryland*	(H)	49-72	L
1/16	#7/7 Virginia*	(A)	58-91	L
1/20	Wake Forest*	(H)	71-88	L
1/22	Georgia Tech*	(A)	65-97	L
1/27	#12/13 Duke*	(H)	47-61	L
1/31	Ga Tech (3OT)*	(H)	90-85	W
2/3	#17/18 Clemson*	(A)	53-70	L
2/9	North Carolina*	(H)	73-64	W
2/11	#15/17 NC State*	(A)	64-78	L
2/16	#10/10 Virginia*	(H)	40-81	L
2/18	Maryland*	(A)	63-75	L
2/22	Wake Forest*	(A)	52-54	L
2/26	#18/19 Florida	(H)	37-76	L
2/29	Georgia Tech**	(N)	64-51	W
3/3	#8/9 Virginia**	(N)	50-83	L

*Dial Classic, Coral Gables, FL
&UCF Holiday Classic, Orlando, FL
* ACC Game
** ACC Tournament, Rock Hill, SC



FLORIDA STATE

2009-10 WOMEN'S BASKETBALL



YEAR-BY-YEAR RESULTS

1996-97

HEAD COACH CHRIS GOBRECHT



1996-97 (5-22, 0-16 ACC)

11/22	South Florida ^A	(N)	68-59	W
11/23	#20/22 Florida ^A	(N)	48-75	L
11/30	SW Missouri St	(A)	52-66	L
12/3	Florida A&M	(H)	91-59	W
12/7	#11/12 NC State [*]	(H)	52-88	L
12/14	Florida	(A)	59-77	L
12/18	Florida Atlantic	(H)	79-63	W
12/20	Central Florida	(H)	78-53	W
12/22	Stetson	(H)	80-56	W
12/30	Mississippi	(A)	52-75	L
1/3	#16/17 Duke [*]	(A)	46-87	L
1/5	Wake Forest [*]	(A)	68-79	L
1/8	#16/15 N. Carolina [*]	(H)	63-88	L
1/11	#20/16 Clemson [*]	(A)	63-74	L
1/15	Maryland [*]	(H)	58-65	L
1/19	#8/8 Virginia [*]	(H)	57-67	L
1/22	Georgia Tech [*]	(A)	51-75	L
1/26	#17/17 NC State [*]	(A)	36-75	L
1/30	Maryland [*]	(A)	59-79	L
2/2	#22/21 Duke [*]	(H)	70-77	L
2/5	Duquesne	(H)	58-61	L
2/10	Georgia Tech [*]	(H)	60-68	L
2/14	#5/6 N. Carolina [*]	(A)	56-82	L
2/16	#9/8 Virginia [*]	(A)	44-73	L
2/19	#21/22 Clemson [*]	(H)	47-71	L
2/23	Wake Forest [*]	(H)	59-63	L
2/27	Wake Forest ^{**}	(N)	59-70	L

^ADial Classic/Florida Four Challenge, Tampa, FL
^{*}ACC Game
^{**}ACC Tournament, Charlotte, NC

1997-PRESENT

HEAD COACH SUE SEMRAU



1997-98 (9-18, 5-11 ACC)

11/16	Florida A&M	(A)	79-70	W
11/20	#9/8 Florida [#]	(A)	64-73	L
11/21	South Florida [#]	(A)	71-59	W
11/26	Mississippi	(H)	64-54	W
12/3	#25/23 NC State	(A)	60-72	L
12/5	Charleston S [*]	(H)	72-51	W
12/6	Fla International ^A	(H)	63-66	L
12/13	#4/4 Louisiana Tech	(A)	60-86	L
12/16	Clemson [*]	(H)	84-87	L
12/19	Duquesne	(A)	61-92	L
12/21	#22/24 SW Missouri St	(H)	57-68	L
1/2	#9/9 Virginia [*]	(A)	62-75	L
1/4	#5/4 N. Carolina [*]	(A)	77-103	L
1/8	Wake Forest [*]	(H)	64-63	W
1/16	#25/20 Duke [*]	(A)	76-96	L
1/18	Georgia Tech [*]	(A)	88-53	W
1/21	#10/12 Florida	(H)	57-69	L
1/23	Maryland [*]	(H)	53-50	W
1/25	#8/7 NC State [*]	(H)	62-72	L
1/29	#21/22 Clemson [*]	(A)	55-85	L
2/1	#16/13 Virginia (OT) [*]	(H)	76-83	L
2/4	#5/5 N. Carolina [*]	(H)	58-75	L
2/8	Wake Forest [*]	(A)	63-56	W
2/15	#13/14 Duke [*]	(H)	67-79	L
2/19	Georgia Tech [*]	(H)	77-56	W
2/22	Maryland [*]	(A)	49-77	L
2/26	#16/17 Clemson ^{**}	(N)	68-85	L

[#]Dial Classic, Gainesville, FL
^ATallahassee Democrat Seminole Classic, Tallahassee, FL
^{*}ACC Game
^{**}ACC Tournament, Charlotte, NC



1998-99 (7-20, 2-14 ACC)

11/14	Tulsa	(A)	76-67	W
11/19	#3/2 Louisiana Tech	(H)	72-88	L
11/22	Long Beach St [*]	(H)	94-64	W
11/23	Fla International ^A	(H)	62-75	L
12/2	#16/16 Duke [*]	(A)	72-91	L
12/5	#9/8 N Carolina (OT) [*]	(H)	101-112	L
12/14	South Florida	(H)	83-74	W
12/17	Pepperdine	(A)	72-75	L
12/19	Cal St. Fullerton	(A)	84-73	W
12/21	Western Carolina	(H)	83-39	W
12/30	#4/4 Georgia	(A)	72-95	L
1/2	Georgia Tech [*]	(A)	70-92	L
1/4	NC State [*]	(H)	54-65	L
1/7	#12/10 Clemson [*]	(A)	55-77	L
1/14	Wake Forest [*]	(H)	80-57	W
1/17	Maryland [*]	(A)	76-94	L
1/22	#19/21 Virginia [*]	(H)	71-80	L
1/25	#9/13 Duke [*]	(H)	75-92	L
1/28	#14/10 N. Carolina [*]	(A)	76-87	L
1/31	Georgia Tech [*]	(H)	78-84	L
2/4	NC State [*]	(A)	59-86	L
2/7	#17/18 Clemson [*]	(H)	67-71	L
2/11	Florida	(A)	89-106	L
2/15	Wake Forest [*]	(A)	68-80	L
2/18	Maryland [*]	(H)	69-63	W
2/21	#17/17 Virginia [*]	(A)	55-73	L
2/25	#8/9 Duke ^{**}	(N)	57-90	L

^ATallahassee Democrat Seminole Classic, Tallahassee, FL
^{*}ACC Game
^{**}ACC Tournament, Charlotte, NC



1999-00 (12-17, 4-12 ACC)

11/19	Tulsa	(H)	77-70	W
11/22	South Florida	(A)	74-84	L
11/26	UT-Chattanooga ^A	(H)	69-78	L
11/27	Oakland ^A	(H)	99-90	W
11/30	Mercer	(A)	74-62	W
12/7	Florida	(H)	74-82	L
12/19	Loyola	(A)	102-70	W
12/21	Chicago State	(A)	73-49	W
12/29	St. John's ^S	(N)	64-56	W
12/30	Florida Int'l ^S	(A)	76-55	W
1/3	Wake Forest [*]	(A)	59-64	L
1/6	#3/3 NC State [*]	(H)	58-62	L
1/9	Virginia [*]	(H)	73-76	L
1/12	Maryland [*]	(A)	67-68	L
1/16	Georgia Tech [*]	(H)	93-64	W
1/20	North Carolina [*]	(A)	67-77	L
1/24	#9/9 Duke [*]	(H)	54-59	L
1/27	Clemson [*]	(H)	61-73	L
1/30	#11/11 Auburn	(H)	52-55	L
2/3	Wake Forest [*]	(H)	76-47	W
2/6	#11/8 NC State [*]	(A)	62-72	L
2/10	#22/21 Virginia [*]	(A)	59-74	L
2/13	Maryland [*]	(H)	66-52	W
2/17	Georgia Tech [*]	(A)	77-74	W
2/22	#23 N. Carolina [*]	(H)	74-78	L
2/24	#9/8 Duke [*]	(A)	52-87	L
2/27	Clemson [*]	(A)	58-75	L
3/4	Maryland ^{**}	(N)	65-60	W
3/5	#12/10 Duke ^{**}	(N)	65-92	L

^SSun & Fun Classic, Miami, FL
^ATallahassee Democrat Seminole Classic, Tallahassee, FL
^{*}ACC Game
^{**}ACC Tournament, Greensboro, NC



2000-01 (19-12, 9-7 ACC)

11/19	UNC-Asheville	(H)	89-64	W
11/21	Florida	(A)	65-79	L
11/25	Chicago State ^A	(H)	85-45	W
11/26	Virginia Tech [*]	(H)	77-57	W
11/28	UCF	(A)	68-37	W
12/2	UT-Chattanooga	(A)	67-72	L
12/10	Mercer	(H)	69-43	W
12/17	St. Francis (NY)	(A)	73-65	W
12/19	Fordham	(A)	73-52	W
12/28	Coppin State	(H)	86-49	W
12/30	#12/12 NC State [*]	(H)	74-70	W
1/5	Georgia Tech [*]	(A)	66-65	W
1/8	#5/5 Duke [*]	(H)	60-73	L
1/10	Maryland [*]	(H)	69-38	W
1/14	Wake Forest [*]	(A)	69-79	L
1/18	North Carolina [*]	(H)	62-75	L
1/21	#20/20 Clemson [*]	(A)	66-79	L
1/24	#24 Virginia [*]	(H)	60-58	W
1/29	#24 NC State [*]	(A)	66-85	L
2/1	#15/16 Xavier [*]	(A)	72-75	L
2/5	Georgia Tech [*]	(H)	89-69	W
2/8	#4/4 Duke [*]	(A)	71-69	W
2/11	Maryland [*]	(A)	77-65	W
2/15	Wake Forest [*]	(H)	73-61	W
2/18	UNC (OT) [*]	(A)	80-78	W
2/22	#22Clemson [*]	(H)	49-63	L
2/25	Virginia [*]	(A)	65-77	L
3/3	Virginia ^{**}	(N)	83-77	W
3/4	#4/4 Duke ^{**}	(N)	56-72	L
3/16	Tulane [%]	(N)	70-70	L
3/18	#8/8 Iowa State [%]	(A)	70-85	L

^ATallahassee Democrat Seminole Classic, Tallahassee, FL
^{*}ACC Game
^{**}ACC Tournament, Greensboro, NC
[%]NCAA Tournament, Ames, Iowa



2001-02 (13-15, 4-12 ACC)

11/18	Saint Mary's	(N)	78-57	W
11/20	Dayton	(N)	63-60	W
11/24	E Tenn State ^A	(H)	99-66	W
11/25	Saint Joseph's ^A	(H)	72-45	W
11/29	#19/18 Florida (OT)	(H)	74-78	L
12/2	Austin Peay	(H)	89-65	W
12/5	Georgia Tech [*]	(A)	87-78	W
12/7	Jacksonville	(H)	97-51	W
12/9	UCF	(H)	78-42	W
12/16	#25 Auburn	(A)	59-71	L
12/19	Indiana	(A)	62-61	W
12/21	IUPUI	(A)	78-68	W
12/30	Clemson [*]	(A)	70-74	L
1/2	#19/18 N. Carolina [*]	(H)	81-93	L
1/6	Maryland [*]	(A)	50-62	L
1/10	Wake Forest [*]	(A)	73-77	L
1/17	NC State [*]	(H)	80-74	W
1/20	Georgia Tech [*]	(H)	56-73	L
1/23	Virginia [*]	(A)	62-66	L
1/27	#4/6 Duke [*]	(H)	80-102	L
1/31	Clemson [*]	(H)	43-56	L
2/4	#24/23 N. Carolina [*]	(A)	63-93	L
2/7	Maryland [*]	(H)	60-55	W
2/9	Wake Forest [*]	(H)	63-56	W
2/14	NC State [*]	(A)	60-64	L
2/21	#5/5 Duke [*]	(A)	55-88	L
2/24	Virginia [*]	(H)	54-57	L
3/1	#4/4 Duke ^{**}	(N)	66-82	L

^ASeminole Classic
^{*}ACC Game
^{**}ACC Tournament, Greensboro, NC



2002-03 (17-13, 8-8 ACC)

11/22	Alabama State ^A	(H)	89-61	W
11/23	Georgia State ^A	(H)	73-60	W
11/26	Florida	(A)	69-80	L
11/29	Wright State	(H)	84-69	W
12/3	Indiana	(H)	58-47	W
12/7	South Florida	(A)	82-78	W
12/15	Akron	(A)	75-46	W
12/18	Jacksonville	(A)	71-51	W
12/21	Northern Arizona	(A)	69-79	L
12/30	#3/2 Connecticut	(H)	55-74	L
1/2	Wake Forest [*]	(A)	63-61	W
1/5	UCF	(H)	77-47	W
1/8	NC State [*]	(H)	64-55	W
1/12	#10/9 N. Carolina [*]	(H)	53-74	L
1/16	Maryland [*]	(A)	76-61	W
1/20	Georgia Tech [*]	(H)	66-47	W
1/23	Virginia [*]	(H)	55-46	W
1/26	#1/1 Duke [*]	(A)	63-81	L
1/30	Clemson [*]	(A)	59-57	W
2/2	W. Forest (OT) [*]	(H)	62-60	W
2/9	NC State [*]	(A)	52-57	L
2/13	#8/7 N. Carolina [*]	(A)	56-72	L
2/16	Maryland [*]	(H)	61-66	L
2/19	Georgia Tech [*]	(A)	56-86	L
2/23	Virginia [*]	(A)	54-63	L
2/27	#2/2 Duke [*]	(H)	49-70	L
3/2	Clemson [*]	(H)	68-59	W
3/8	Georgia Tech ^{**}	(N)	59-64	W
3/20	Florida Int'l ^{***}	(H)	77-51	L
3/23	Auburn ^{***}	(A)	57-68	L

^ASeminole Classic
^{**}AGG Game
^{**}ACC Tournament, Greensboro, NC
^{***}WNIT

YEAR-BY-YEAR RESULTS

THIS IS FSU
 OUTLOOK/ COACHES
 PLAYERS
 08-09 REVIEW
 HONORS
 RECORDS
 OPPONENTS/ MEDIA



2003-04(15-15, 7-9 ACC)

11/23	Savannah State	(H)	107-28	W
11/25	#1/1 Connecticut	(A)	53-81	L
11/29	UW-Milwaukee ^A	(H)	72-70	W
11/30	Harvard ^A	(H)	96-82	W
12/02	UCF	(A)	72-59	W
12/06	Florida	(H)	60-74	L
12/14	South Florida	(H)	65-58	W
12/20	#22/19 TCU#	(N)	68-81	L
12/21	Fairleigh Dickinson#	(N)	88-77	W
12/27	#17/18 LSU#	(N)	68-75	L
12/29	Troy State	(H)	80-42	W
1/2	Georgia Tech*	(A)	59-66	L
1/5	#1/2 Duke*	(A)	66-79	L
1/8	Clemson*	(A)	68-61	W
1/12	Maryland*	(H)	82-77	W
1/15	Wake Forest*	(A)	81-73	W
1/19	NC State*	(H)	64-79	L
1/23	Virginia (OT)*	(H)	80-82	L
1/25	Georgia Tech*	(H)	62-73	L
2/1	#10/10 N. Carolina*	(A)	60-66	L
2/4	#2/2 Duke*	(H)	80-74	W
2/8	Clemson*	(H)	65-50	W
2/12	Maryland*	(A)	67-76	L
2/16	Wake Forest*	(H)	67-54	W
2/19	NC State*	(A)	55-65	L
2/22	Virginia*	(A)	73-71	W
2/26	#11/11 N. Carolina*	(H)	58-71	L
3/6	Maryland**	(N)	47-62	L
3/17	South Alabama**	(A)	67-61	W
3/21	Richmond**	(A)	77-84	L

^ASeminole Classic
[#]Malibu Beach Classic, Malibu, CA
^SRussell Athletic Shootout, Atlanta, GA
^{*}ACC Game
^{**}ACC Tournament, Greensboro, NC
^{***}WNIT



2004-05(24-8, 9-5 ACC)

11/19	Xavier	(H)	56-48	W
11/22	Florida	(A)	72-62	W
11/26	Eastern Kentucky*	(H)	70-53	W
11/27	Miami (OH)*	(H)	82-56	W
12/2	Florida A&M	(H)	85-66	W
12/12	New Orleans	(A)	62-44	W
12/15	Florida Atlantic	(H)	65-40	W
12/18	UT-Arlington	(H)	72-70	W
12/20	Fordham#	(N)	65-51	W
12/21	Towson#	(N)	67-56	W
12/22	UNC-Charlotte#	(N)	83-72	W
12/28	Louisville ^S	(N)	69-54	W
12/29	Montana ^S	(A)	49-60	L
12/31	Colgate	(H)	64-43	W
1/6	Georgia Tech*	(H)	58-59	L
1/9	Miami*	(H)	65-56	W
1/13	Clemson*	(A)	68-57	W
1/16	#15/17 Maryland (OT)*	(H)	95-91	W
1/20	#9/6 N Carolina (OT)*	(H)	79-73	W
1/24	#23/ Va Tech (2OT)*	(A)	81-78	W
1/27	Miami*	(A)	57-62	L
1/31	Virginia*	(H)	62-77	L
2/3	Lipscomb	(A)	73-49	W
2/6	#3/4 Duke*	(A)	64-75	L
2/9	Clemson*	(H)	82-61	W
2/13	Wake Forest*	(A)	71-69	W
2/17	#24/24 NC State*	(A)	43-71	L
2/19	Va Tech (3OT)*	(H)	94-83	W
2/27	Georgia Tech*	(A)	51-49	W
3/5	Virginia** (OT)	(N)	67-71	L
3/20	Richmond%	(N)	87-54	W
3/22	#10/9 Connecticut%	(A)	52-70	L

^ASeminole Classic
[#]San Juan Shootout, San Juan, PR
^SMontana Invitational, Missoula, MT
^{*}ACC Game
^{**}ACC Tournament, Greensboro, NC
[%]NCAA Tournament, Storrs, CT



2005-06(20-10, 10-4 ACC)

11/18	Georgia Southern	(H)	82-57	W
11/20	Washington	(H)	69-71	L
11/23	Florida	(H)	82-76	W
11/26	W. Carolina ^A	(H)	75-67	W
11/27	Montana ^A	(H)	69-56	W
12/2	Mississippi State	(H)	75-59	W
12/4	UCF	(H)	81-49	W
12/6	Tulsa	(A)	71-80	L
12/17	Florida Atlantic	(A)	76-63	W
12/21	Xavier	(A)	68-75	W
12/28	Fordham	(A)	73-50	W
12/30	Lipscomb	(H)	92-42	W
1/2	Florida	(A)	62-72	L
1/5	#2/2 Duke*	(A)	68-87	L
1/8	Virginia*	(H)	60-46	W
1/16	#6/6 Maryland*	(A)	57-75	L
1/19	Clemson*	(H)	80-66	W
1/22	#4/3 N. Carolina*	(A)	51-68	L
1/29	Virginia*	(A)	67-58	W
2/2	Georgia Tech*	(A)	59-54	W
2/5	#24/ NC State*	(H)	75-61	W
2/9	Miami*	(A)	79-54	W
2/13	Virginia Tech*	(H)	69-76	L
2/17	Miami*	(H)	68-61	W
2/19	Clemson (OT)*	(A)	80-72	W
2/23	Wake Forest*	(H)	70-57	W
2/26	#17/19 Boston College*	(H)	71-60	W
3/3	NC State**	(N)	60-64	L
3/18	#18/16 La Tech%	(N)	80-71	W
3/20	#14/14 Stanford%	(N)	70-88	L

^ASeminole Classic
^{*}ACC Game
^{**}ACC Tournament, Greensboro, NC
[%]NCAA Tournament, Denver, CO



2006-07 (24-10, 10-4 ACC)

11/12	UAB	(H)	93-77	W
11/14	Fordham	(A)	84-34	W
11/17	S. Missouri	(A)	64-50	W
11/19	Oakland	(H)	74-69	W
11/24	Florida	(H)	88-66	W
11/27	Tulsa	(H)	60-43	W
11/30	Mississippi State	(A)	60-65	L
12/2	Fairfield	(N)	69-54	W
12/3	East Carolina	(A)	62-44	W
12/6	Stetson	(H)	70-44	W
12/9	UCF	(A)	75-66	W
12/17	Washington	(A)	65-84	L
12/20	San Francisco	(A)	64-67	L
1/2	High Point	(H)	67-39	W
1/4	Boston College*	(A)	72-53	W
1/7	Miami*	(H)	71-62	W
1/15	Virginia Tech*	(A)	70-60	W
1/18	Clemson*	(A)	61-60	W
1/21	#16/16 Georgia	(N)	65-70	L
1/25	#1/1 Duke*	(H)	60-73	L
1/28	Virginia*	(H)	63-47	W
2/1	Miami*	(A)	75-68	W
2/5	NC State*	(A)	51-68	L
2/9	Georgia Tech*	(H)	63-52	W
2/12	#2/2 N. Carolina*	(H)	59-80	L
2/15	#6/6 Maryland*	(H)	60-74	L
2/18	Virginia*	(A)	79-77	W
2/22	Clemson*	(H)	73-61	W
2/25	Wake Forest*	(A)	74-57	W
3/1	Wake Forest**	(N)	70-53	W
3/2	#24/25 NC State**	(N)	49-76	L
3/17	Old Dominion%	(N)	85-75	W
3/19	#5/5 Stanford%	(A)	68-61	W
3/24	#12/11 LSU \$	(N)	43-55	L

^{*}ACC Games
^{**}ACC Tournament (Greensboro, N.C.)
[%]NCAA Tournament (Palo Alto, Calif.)
^{\$}NCAA Sweet 16 (Fresno, Calif.)



2007-08 (19-14, 7-7 ACC)

11/9	at Florida Gulf Coast	(A)	93-53	W
11/11	North Florida	(H)	75-48	W
11/16	#24/ DePaul#	(A)	68-79	L
11/17	Florida International#	(N)	70-50	W
11/20	Fordham	(H)	77-42	W
11/23	Florida	(A)	81-78	W
11/30	Indiana &	(A)	85-78	W
12/2	Oakland	(A)	75-85	L
12/6	#12/11 Texas A&M	(A)	67-81	L
12/16	Alabama State	(H)	94-42	W
12/20	UAB	(A)	66-52	W
12/27	Samford	(H)	52-51	W
12/29	#7/7 Georgia (OT)!	(N)	62-71	L
12/30	Hofstra!	(N)	72-54	W
1/3	#11/11 LSU	(H)	61-73	L
1/6	Virginia Tech*	(H)	67-63	W
1/11	#12/13 Duke*	(A)	38-70	L
1/17	Wake Forest*	(H)	80-54	W
1/20	Clemson*	(A)	63-39	W
1/24	Miami (OT)*	(A)	75-70	W
1/26	Virginia (OT)*	(H)	66-69	L
2/03	Georgia Tech*	(A)	73-83	L
2/7	NC State*	(H)	57-54	W
2/10	Virginia*	(A)	58-77	L
2/17	#3/3 N. Carolina*	(A)	77-97	L
2/21	Boston College*	(H)	71-65	W
2/24	#4/4 Maryland (OT) *	(A)	84-92	L
2/28	MIAMI*	(H)	50-49	W
3/1	CLEMSON*	(H)	70-72	L
3/6	Wake Forest**	(N)	57-52	W

3/7 #12/12 Duke** (N) 67-81 L
 3/22 #25/25 Ohio State% (N) 60-49 W
 3/24 #13/13 Okla St (OT)% (N) 72-73 L
[!] DePaul Invitational (Chicago, Ill.)
[!] FIU Fun & Sun Classic (Miami, Fla.)
^{*}ACC Games
^{**}ACC Tournament (Greensboro, N.C.)
[%]NCAA Tournament (Des Moines, Iowa)



2008-09 (26-8, 12-2 ACC)

11/16	Florida Gulf Coast	(H)	81-62	W
11/18	North Florida	(A)	60-49	W
11/20	College of Charleston	(H)	70-57	W
11/23	Florida	(H)	57-72	L
11/25	Southeast Missouri	(H)	62-31	W
11/28	Murray State#	(N)	85-50	W
11/29	Valparaiso#	(N)	74-80	L
12/3	Penn State	(H)	73-60	W
12/7	Temple	(A)	86-67	W
12/14	Mercer	(H)	74-54	W
12/18	Northern Colorado&	(N)	75-32	W
12/19	Washington&	(N)	60-62	L
12/21	#1/1 Connecticut&	(N)	71-83	L
12/28	LSU	(A)	61-57	W
12/31	UCF	(H)	82-70	W
1/5	#3/3 Texas A&M	(H)	60-53	W
1/8	Virginia Tech*	(A)	67-63	W
1/11	Clemson*	(H)	80-54	W
1/15	NC State*	(A)	64-59	W
1/18	#25 Georgia Tech*	(H)	59-49	W
1/23	#16/14 Virginia*	(A)	80-75	W
1/29	#3/7 Duke (OT)*	(H)	82-75	W
2/2	#13/9 Maryland*	(H)	72-71	L
2/5	Boston College*	(A)	64-53	W
2/8	Miami*	(A)	75-59	W
2/13	#8/7 N. Carolina*	(H)	77-70	W
2/19	Clemson*	(A)	75-58	W
2/22	Miami*	(H)	59-58	W
2/24	#22/19 Virginia*	(H)	63-68	L
3/1	Wake Forest*	(A)	58-47	W
3/6	Boston College**	(N)	83-71	W
3/7	#8/10 Duke**	(N)	57-75	L
3/21	North Carolina A&T*	(N)	83-71	W
3/23	#19/ Arizona State%	(N)	58-63	L

[#]Colorado State Rocky Mountain Invitational, Fort Collins, CO
[&]Caribbean Classic, Cancun, Mexico
^{*}ACC Games
^{**}ACC Tournament, Greensboro, NC
[%]NCAA Tournament, Duluth, GA

