



Florida State Records

Career Records

GAME APPEARANCES

95 Amber Tollefson	00-03
93 Jez Ratliff	01-04
90 Teresa Rivera	02-05
89 Cindy Schofield	99-02
89 Meredith Jones	99-02
88 Camie Bybee	01-04

GAME STARTS

90 Amber Tollefson	00-03
83 Rachel Watkin	97-00
81 Camie Bybee	01-04
79 Kristin Boyce	00-03
77 Katie Beal	01-04

POINTS

102 Cindy Schofield (40 g 22a)	99-02
75 Maren Vik Edvardsen (28g 19a)	98-01
70 Leah Gallegos (28g 14a)	02-04
69 Camie Bybee (24g 21a)	01-04
64 Jez Ratliff (22g 20a)	01-04
51 Amber Tollefson (13g 25a)	00-03

GOALS

40 Cindy Schofield	99-02
28 Maren Vik Edvardsen	98-01
28 Leah Gallegos	02-04
24 Camie Bybee	01-04
22 Jez Ratliff	01-04

ASSISTS

25 Amber Tollefson	00-03
22 Cindy Schofield	99-02
21 Camie Bybee	01-04
20 Jez Ratliff	01-04
19 Maren Vik Edvardsen	98-01

GAME-WINNING GOALS

11 Cindy Schofield	99-02
11 Leah Gallegos	02-04
8 Jez Ratliff	01-04
7 Camie Bybee	01-03
6 Selin Kuralay	2005
6 Amber Tollefson	00-03
6 Maren Vik Edvardsen	98-01
6 Kelley Poole	1996

GAME-WINNING ASSISTS

11 Alex Osorio	95-98
10 Amber Tollefson	00-03
9 Maren Vik Edvardsen	98-01
7 Jez Ratliff	01-03
6 Angela Bonaffino	96-99
6 Leah Gallegos	02-04

MULTI-GOAL GAMES

6 Cindy Schofield	99-02
6 Leah Gallegos	02-03
3 Emma Breland	2000
3 Maren Vik Edvardsen	98-01

SHOTS

207 Cindy Schofield (40 goals)	99-02
197 Leah Gallegos (28 goals)	02-04
183 Camie Bybee (24 goals)	01-04
137 Maren Vik Edvardsen (28 goals)	98-01
132 Marte Vik Edvardsen (13 goals)	98-01

Goalkeeping (Career)

MINUTES

4647 Melissa Juhl	95-98
4016 Joy McKenzie	01-04
3571 Ali Mims	01-05
3229 Jamie Gurtov	97-99
3173 Sarah Crawford	99-00

WINS

28 Ali Mims	01-05
26 Joy McKenzie	01-04
26 Melissa Juhl	95-98
22 Kerry York	01-03
18 Sarah Crawford	99-00

SAVES

297 Melissa Juhl (120 GA)	95-98
204 Sarah Crawford (50 GA)	99-00
176 Jamie Gurtov (69 GA)	96-99
164 Kerry York (58 GA)	01-03
152 Joy McKenzie (46 GA)	01-04

SHUTOOTS

13 Joy McKenzie	01-04
13 Melissa Juhl	95-98
9 Ali Mims	01-05
9 Jamie Gurtov	96-99
8 Kerry York	01-03

GOALS AGAINST AVERAGE

1.06 Joy McKenzie (46 GA, 3923 min)	01-04
1.11 Ali Mims (44 GA, 3571 min) ..	01-05
1.42 Sarah Crawford (50 GA, 3173 min)	99-00
1.56 Kerry York (58 GA, 3350 min)	01-03

STARTS

56 Melissa Juhl	95-98
45 Jamie Gurtov	96-99
41 Joy McKenzie	01-04
38 Kerry York	01-03
34 Sarah Crawford	99-00

Individual Season Records

POINTS

42 Cindy Schofield (17g 8a)	2001
41 Selin Kuralay (16g 9a)	2005
39 Leah Gallegos (18g 3a)	2003
36 Cindy Schofield (15g 6a)	2002
35 India Trotter (13g 9a)	2005

GOALS

18 Leah Gallegos	2003
17 Cindy Schofield	2001
16 Selin Kuralay	2005
15 Cindy Schofield	2002
14 Kelley Poole	1996

ASSISTS

11 Amber Tollefson	2003
10 Maren Vik Edvardsen	2001
10 Julia Schnugg	2003
9 Selin Kuralay	2005
9 India Trotter	2005

SHOTS ATTEMPTED

109 Leah Gallegos (18 goals)	2003
94 Selin Kuralay	2005
75 Cindy Schofield (15 goals)	2002
73 Camie Bybee (8 goals)	2003
69 Cindy Schofield (17 goals)	2001

SHOTS ON GOAL

60 Leah Gallegos (18 goals)	2003
47 Cindy Schofield (15 goals)	2002
42 Cindy Schofield (17 goals)	2001
39 Selin Kuralay (16 goals)	2005
37 Emma Breland (12 goals)	2000



Kelly Rowland



GAME WINNING GOALS

7 Leah Gallegos	2003
6 Selin Kuralay	2005
6 Cindy Schofield	2001
6 Kelley Poole	1996
5 Three tied	

GAME WINNING ASSISTS

5 Amber Tollefson	2002
4 Mami Yamaguchi	2005
4 Maren Vik Edvardsen	2001
4 Maren Vik Edvardsen	2000

MULTI-GOAL GAMES

5 Selin Kuralay	2005
5 Leah Gallegos	2003
3 Cindy Schofield	2000 & 2001
3 Emma Breland	2000

Goalkeeping (Season)

MINUTES

2273:02 Sarah Crawford	2000
2188:58 Ali Mims	2005
2044:48 Joy McKenzie	2003
2028:29 Kerry York	2002
1879:00 Jamie Gurtov	1998

SAVES

155 Melissa Juhl	1995
139 Sarah Crawford	2000
108 Jamie Gurtov	1998
98 Kerry York	2002
87 Ali Mims	2005

SHUTOUTS

8.0 Ali Mims	2005
7.5 Melissa Juhl	1996
7.0 Joy McKenzie	2003
6.0 Joy McKenzie	2004
6.0 Sarah Crawford	2000

CONSECUTIVE SHUTOUT

MINUTES

Joy McKenzie 739:22	2003
Ali Mims 452:42	2005
Sarah Crawford 388:20	2000
Jamie Gurtov 333:36	1997
Joy McKenzie 311:55	2004

GOALS AGAINST AVERAGE

(minimum 1000 minutes)

0.90 Ali Mims (22 GA, 2189 min)	2005
0.92 Joy McKenzie (21 GA, 2045 min)	2003
1.09 Joy McKenzie (21 GA, 1726 min)	2004
1.23 Sarah Crawford (31 GA, 2273 min)	2000
1.46 Kerry York (33 GA, 2028 min)	2002
1.59 Ali Mims (22 GA, 1247 min)	2001

MOST WINS

19 Ali Mims	2005
15 Joy McKenzie	2003
14 Sarah Crawford	2000
13 Kerry York	2002
12 Melissa Juhl	1996

MOST LOSSES

12 Melissa Juhl	1997
11 Jamie Gurtov	1998
10 Melissa Juhl	1995
8 Sarah Crawford	2000
7 Melissa Juhl	1996

MOST TIES

3 Jamie Gurtov	1998
3 Kerry York	2002
2 Joy McKenzie	2004
2 Sarah Crawford	2000

Freshman Records

SHOTS

64 Leah Gallegos	2002
62 Emma Breland	2000
53 Julia Schnugg	2003
49 Camie Bybee	2001
40 India Trotter	2003

GOALS

12 Emma Breland	2000
10 Camie Bybee	2001
9 Kasey McCall	1996
8 Maren Vik Edvardsen	1998
7 Leah Gallegos	2002

POINTS

31 Emma Breland	2000
27 Camie Bybee	2001
24 Kasey McCall	1996
22 Julia Schnugg	2003
21 Leah Gallegos	2002

ASSISTS

10 Julia Schnugg	2003
8 Mami Yamaguchi	2005
7 Emma Breland	2000
7 Camie Bybee	2001
7 Leah Gallegos	2002

GAME-WINNING GOALS

5 Emma Breland	2000
3 Camie Bybee	2001
3 Leah Gallegos	2002
2 Three tied	

Goalkeeping (Freshman Records)

WINS

8 Ali Mims	2001
7 Kerry York	2001
4 Melissa Juhl	1995

GOALS AGAINST AVERAGE

1.59 Ali Mims	2001
1.67 Kerry York	2001
1.83 Jamie Gurtov	1996

SHUTOUTS

3.0 Kerry York	2001
2.5 Ali Mims	2001
1 Melissa Juhl	1995

SAVES

155 Melissa Juhl	1995
62 Ali Mims	2001
54 Kerry York	2001
42 Jenni Roberts	1995

Career Records (ACC Games)

POINTS

26 Cindy Schofield	99-02
19 Amber Tollefson	00-03
17 Leah Gallegos	02-04
16 Jez Ratliff	01-04
14 Camie Bybee	01-04



GOALS

11 Cindy Schofield	99-02
7 Leah Gallegos	02-04
6 Jez Ratliff	01-04
6 Amber Tollefson	00-03
5 Five Tied	

ASSISTS

7 Amber Tollefson	00-03
6 Camie Bybee	01-04
6 Maren Vik Edvardsen	98-01
5 Teresa Rivera	02-05

GAME WINNING GOALS

3 Selin Kuralay	2005
3 Amber Tollefson	00-03
3 Jez Ratliff	01-04

MULTI-GOAL GAMES

2 Leah Gallegos	02-03
2 Amber Tollefson	00-03

SHOTS

47 Leah Gallegos	02-04
45 Camie Bybee	01-04
45 Cindy Schofield	99-02
41 Selin Kuralay	2005
40 India Trotter	2005

Goalkeeping (ACC Career)

WINS

10 Ali Mims	01-05
9 Joy McKenzie	01-04
5 Kerry York	01-03
2 Melissa Juhl	95-98
2 Sarah Crawford	99-00

SHUTOUTS

7 Joy McKenzie	01-04
2 Ali Mims	01-05
2 Kerry York	01-03
2 Sarah Crawford	99-00

2006 Seminole Soccer THE RECORD BOOK



Selin Kuralay

I Melissa Juhl	95-98
I Jamie Gurtov	97-99

SAVES

95 Melissa Juhl	95-98
73 Sarah Crawford	99-00
66 Jamie Gurtov	96-99
61 Joy McKenzie	01-04
48 Ali Mims	01-05

CONSECUTIVE SHUTOUT MINUTES

532:29 Joy McKenzie	2003
231:23 Sarah Crawford	2000

Single Season Records

(ACC Games)

POINTS

13 Viola Odebrecht (5g, 3a)	2005
12 Selin Kuralay (5g, 2a)	2005
Cindy Schofield (6g)	2002
Amber Tollefson (4g, 4a)	2001
10 India Trotter (3g, 3a)	2005

GOALS

6 Cindy Schofield	2002
5 Selin Kuralay	2005
Viola Odebrecht	2005
4 Julia Schnugg	2004
Amber Tollefson	2001

GAME-WINNING GOALS

3 Selin Kuralay	2005
2 Julia Schnugg	2004
Amber Tollefson	2001

ASSISTS

4 Teresa Rivera	2005
India Trotter	2005
Amber Tollefson	2001
3 Viola Odebrecht	2005
Leah Gallegos	2003
Amber Tollefson	2003
Cindy Schofield	2001

SHUTOUTS

4 Joy McKenzie	2003
3 Joy McKenzie	2004
Sarah Crawford	2000
2 Ali Mims	2005

Career Records (NCAA Tournament Games)

POINTS

13 India Trotter	03-05
9 Cindy Schofield	99-02
9 Jez Ratliff	01-04
8 Camie Bybee	01-04
7 Kelly Rowland	03-05
7 Leah Gallegos	02-04
7 Amber Tollefson	00-03

GOALS

6 India Trotter	03-05
4 Camie Bybee	01-04
3 Kelly Rowland	03-05
3 Cindy Schofield	99-02

ASSISTS

5 Jez Ratliff	01-03
3 Cindy Schofield	99-02
3 Leah Gallegos	02-04

GAME-WINNING GOALS

3 India Trotter	03-05
2 Leah Gallegos	02-04
I Seven tied	

OVERTIME GOALS

2 Leah Gallegos	02-04
-----------------------	-------

MULTI-GOAL GAMES

I India Trotter	03-05
I Camie Bybee	01-04

GAME-WINNING ASSISTS

2 Cindy Schofield	99-02
2 Leah Gallegos	02-04
2 Amber Tollefson	02-03

SHOTS

28 India Trotter	03-05
28 Leah Gallegos	02-04
22 Camie Bybee	01-04
14 Cindy Schofield	99-02

Goalkeeping (NCAA Career)

WINS

4 Ali Mims	01-05
4 Joy McKenzie	01-04
4 Kerry York	01-04
I Sarah Crawford	99-00

SHUTOUTS

2 Joy McKenzie	01-04
2 Kerry York	01-03

SAVES

27 Ali Mims	01-05
25 Joy McKenzie	01-04
20 Sarah Crawford	99-00
9 Kerry York	01-03

Bold = Returning Player

Yearly Leaders

SHOTS

1995 Lauren Lynch	38
1996 Kelley Poole	56
1997 Jill Ford	31
1998 Jill Ford	44
1999 Marte Vik Edvardsen	35
2000 Emma Breland	62
2001 Cindy Schofield	69
2002 Cindy Schofield	75
2003 <i>Leah Gallegos</i>	<i>109</i>
2004 Julia Schnugg	53
2005 Selin Kuralay	94

GOALS

1995 Alex Osorio	6
Lauren Lynch	6
1996 Kelley Poole	14
1997 Janna Walkup	5
Jill Ford	5
1998 Maren Vik Edvardsen	8
1999 Maren Vik Edvardsen	9
2000 Emma Breland	12
2001 Cindy Schofield	17
2002 Cindy Schofield	15
2003 <i>Leah Gallegos</i>	<i>18</i>
2004 Julia Schnugg	7
2005 Selin Kuralay	16



POINTS

1995	Alex Osorio	15
1996	Kelley Poole	29
1997	Alex Osorio	12
1998	Maren Vik Edvardsen	18
1999	Maren Vik Edvardsen	21
2000	Emma Breland	31
2001	Cindy Schofield	42
2002	Cindy Schofield	36
2003	Leah Gallegos	39
2004	Julia Schnugg	17
2005	Selin Kuralay	41

ASSISTS

1995	Alex Osorio	3
1996	Kasey McCall	6
1997	Alex Osorio	6
1998	Sally Shelgren	5
1999	April Murphy	7
	Angela Bonnafino	7
2000	Emma Breland	7
	Cindy Schofield	7
2001	Maren Vik Edvardsen	10
2002	Leah Gallegos	7
2003	Amber Tollefson	11
2004	Kelly Rowland	7
2005	Selin Kuralay	9
	India Trotter	9

GAME-WINNING GOALS

1995	Alex Osorio	1
	Kelly McGrath	1
	Lizzie Easton	1
	Kelly Huff	1
1996	Kelley Poole	6
1997	Janna Walkup	3
1998	Sally Shelgren	1
	Alex Osorio	1
	Lauren Lynch	1
	April Murphy	1
	Rachael Watkin	1
	Maren Vik Edvardsen	1
	Heather Dyche	1
1999	Maren Vik Edvardsen	4
2000	Emma Breland	5
2001	Cindy Schofield	6
2002	Cindy Schofield	4
2003	Leah Gallegos	7
2004	Jez Ratliff	5
2005	Selin Kuralay	6

GAME-WINNING ASSISTS

1995	Alex Osorio	1
	Erica Shuler	1
1996	Kasey McCall	2
	Lauren Lynch	2
	Alex Osorio	2
1997	Alex Osorio	3
1998	Alex Osorio	5
1999	April Murphy	3
	Angela Bonnafino	3
2000	Maren Vik Edvardsen	4
2001	Maren Vik Edvardsen	5
2002	Amber Tollefson	5
2003	Kelly Rowland	3
2004	Kelly Rowland	4
2005	Mami Yamaguchi	4

Italics = Single Season Record
Bold = Returning Player

FSU Individual Game Records

Most Points	8
(Maren Vik Edvardsen vs Furman 9/1/98; Leah Gallegos vs FAU 10/27/03)	
Most 1 st Half Points	6
(Camie Bybee vs Miami 9/19/03)	
Most 2 nd Half Points	6
(Cindy Schofield vs Miami 10/25/01)	
Most Goals	4
(Maren Vik Edvardsen vs Furman 9/1/98; Leah Gallegos vs FAU 10/27/03)	
Most 1 st Half Goals	2
(Maren Vik Edvardsen vs Furman 9/1/99; Kelly McGrath vs Jacksonville 9/13/95; Kasey McCall at Jacksonville 9/13/95; Cindy Schofield vs George Mason 8/31/01; Cindy Schofield vs UCF 10/5/01; Camie Bybee vs Maryland 11/8/01; Selin Kuralay vs Jacksonville 9/1/05; Selin Kuralay vs UCF 9/7/05)	
Most 2 nd Half Goals	3
(Cindy Schofield vs Miami 10/25/01)	
Latest Game-Tying Goal	88:42
(Selin Kuralay vs Loyola Marymount (1-1) 8/28/05)	
Latest Game-Winning Goal	89:32
(Jill Ford vs USF (1-0) 10/22/97)	
Most Assists	3
(Erin Grimsley at Jacksonville 9/15/96)	
Most 1 st Half Assists	2
(Jessica Driscoll vs Jacksonville 9/13/95; April Murphy vs South Alabama 10/3/99; Angela Bonafino vs Jacksonville 10/16/99; Maren Vik Edvardsen vs George Mason 8/31/01; Amber Tollefson vs Maryland 11/8/01)	
Most 2 nd Half Assists	3
(Erin Grimsley at Jacksonville 9/15/96)	
Most Shots	10
(Jill Ford vs Stetson 9/10/97; Leah Gallegos vs Jacksonville 9/7/03)	
Most Shots in an ACC Game	32
(vs NC State 2005)	
Most SOG in an ACC Game	13
(vs Virginia Tech 2005)	
Goalie Saves	21
(Melissa Juhl vs Duke 9/24/95)	
Quickest Goal, 1 st Half	:41
(Erin Grimsley vs Wake Forest 8/29/97)	
Quickest Goal Allowed, 1 st Half	:30
(Robin Confer, N Carolina, 9/26/96)	
Quickest Goal, 2 nd Half	45:10
(Selin Kuralay vs Duke 2005)	
Quickest Goal Allowed 2 nd Half	46:41
(Taline Tahmassian vs Santa Clara at Wake Forest 9/9/01)	
Quickest Goal Scored, Overtime	91:03
(Leah Gallegos vs Stetson 9/12/04)	
Quickest Goal Allowed, Overtime	94:28
(Debbie Keller at N Carolina 10/20/95)	
Most Consecutive Starts	71
(Kelly Rowland, began 8/31/03 to present)	

FSU Team Game Records

Most Goals Scored	11
(vs Jacksonville 9/13/95; vs Jacksonville, 9/15/96)	
Most Goals Scored, Defeat	4
(vs Georgia 10/27/95)	
Most Goals Allowed	9

(vs N Carolina ACC Tourney 11/2/96; vs N Carolina 9/26/96; vs N Carolina 9/7/97; at N Carolina, 9/17/99)	
Most Goals Allowed, Victory	3
(vs Clemson 9/20/02)	
Most Goals Scored, Both Teams	11
(vs Jacksonville 9/13/95; vs Jacksonville 9/15/96)	
Most 1 st Half Goals	6
(Two times most recent vs Miami 9/19/03)	
Most 2 nd Half Goals	9
(vs Jacksonville 9/15/96)	
Latest Game-Tying Goal in Program History	88:42
(Selin Kuralay FSU 2-LMU 1 8/28/05)	
Largest Margin of Victory	11
(1995 vs Jacksonville 9/13/95; 1996 vs Jacksonville 9/15)	
Largest Margin of Victory, Shutout	11
(vs Jacksonville 9/13; vs Jacksonville 9/15/96)	
Largest Margin of Victory, Home	11
(vs Jacksonville 9/13/95)	
Largest Margin of Victory, Away	5
(vs UCF, 10/5/01; vs Maryland ACC Tourney 11/8/01)	
Largest Margin of Defeat	9
(vs N Carolina ACC Tourney 11/2/95; vs N Carolina 9/26/96; vs N Carolina 9/7/97; at N Carolina, 9/17/99)	
Largest Margin of Defeat, Home	9
(vs N Carolina 9/26/96)	
Largest Margin of Defeat, Away	9
(vs N Carolina 9/7/97; at N Carolina 9/17/99)	
Most Shots	41
(vs Mercer 9/3/99)	
Most First Half Shots	29
(vs Mercer 9/3/99)	
Most Second Half Shots	26
(vs Loyola 9/2/01)	
Most Shots (ACC games)	32
(vs NC State 9/25/05)	
Most SOG (ACC games)	13
(vs Virginia Tech 10/2/05)	
Most Shots Allowed	45
(at Nebraska 10/8/95)	
Fewest Shots	0
(at Clemson 9/29/95; at Virginia 10/13/95)	
Fewest Shots Allowed	0
(vs Citadel 10/25/05)	
Shortest Span between Goals Allowed	:18
(vs Florida 10/15/97)	
Shortest Span Answering an Opponents' Goal	:17
(at Jacksonville 11/4/01)	
Shortest Span Between FSU Goals	:23
(vs Miami 9/19/03)	
Largest Margin of Defeat, Shutout	9
(vs N Carolina ACC Tourney 1995, vs N Carolina 9/26/96; vs N Carolina 9/7/97; at N Carolina 9/17/99)	
Largest FSU Shot Advantage	39
(vs Mercer 9/3/99 - FSU out-shoots Mercer 41-2)	
Most FSU Corner Kicks In A Game	18
(vs Jacksonville 11/4/01)	
Most Corner Kicks For FSU In The 1st Half	9
(vs Jacksonville 11/4/01)	
Most Corner Kicks For FSU In The 2nd Half	10
(vs FIU 10/6/98; vs Ohio State 9/3/00; vs Loyola (Md) 9/2/01)	
Corner Kicks Allowed	18
(N Carolina 9/7/97)	
Fewest Corner Kicks Allowed	0
(15 times most recent vs Jacksonville 9/7/03)	



FSU Fouls	28
(Maryland 10/18/98)	
Opponent Fouls	27
(Wake Forest 10/31/95)	
FSU Yellow Cards	3
(Duke 10/8/02)	
Opponent Yellow Cards	4
(Duke 10/26/97)	

FSU Individual Game Records for NCAA Tournament Play

Most Points	4
(Emma Breland vs Jacksonville 11/8/00; Camie Bybee vs Dartmouth 11/14/03; India Trotter vs FAU 11/11/05)	
Most Goals	2
(Camie Bybee vs Dartmouth 11/14/03; India Trotter vs FAU 11/11/05)	
Most 1 st Half Goals	1
(Six times most recent India Trotter vs N Carolina 11/25/05)	
Most 2 nd Half Goals	2
(Camie Bybee vs Dartmouth 11/14/03)	
Most OT Goals	1
(Leah Gallegos vs Auburn 11/16/03 and vs West Virginia 11/23/03)	
Most Assists	2
Four times most recent Jez Ratliff vs West Virginia 11/23/03)	
Most 1 st Half Assist	1
(Eight times most recent Kelly Rowland vs Illinois 11/13/05)	
Most 2 nd Half Assists	2
(Two times most recent Jez Ratliff vs Dartmouth 11/14/03)	



Holly Peltzer

Most Shots	7
(India Trotter vs Illinois 11/13/05)	
Goalie Saves	9
(Sara Crawford, vs Clemson 11/17/00)	

FSU Team Game Records for NCAA Tournament Play

Most Goals Scored	5
(vs Dartmouth 11/14/03)	
Most Goals Scored, Defeat	0
(Five times most recent vs UCLA 12/2/05)	
Most Goals Allowed, Victory	2
(vs West Virginia 11/23/03)	
Most Goals Allowed	2
(Three times most recent vs UConn 12/ 5/03)	
Most Goals Scored, Both Teams	5
(Two times most recent vs Dartmouth, 11/14/03)	
Largest Margin Of Victory	5
(vs Dartmouth 11/14/03)	
Largest Margin Of Defeat	4
(vs UCLA 4-0 12/2/05)	
Largest Margin Of Defeat, Shutout	4
(vs UCLA 4-0 12/2/05)	
Largest Margin Of Defeat, Away	2
(at Clemson 11/17/00)	
Most Shots	20
(Four times most recent vs Illinois 11/13/05)	
Most Shots Allowed	31
(at UNC 11/25/05)	
Fewest Shots	2
(at Clemson 11/17/00)	
Fewest Shots Allowed	3
(vs Auburn 11/17/02)	

FSU Team Season Records

Most Victories	20 (2005)
Most Defeats	14 (1995)
Most Ties	3 (1998, 02, 04)
Most Consecutive Wins	
to Start a Season	7 (2005)
Highest Winning Percentage820 (2005)
Highest ACC Winning Percentage778 (2005)
Most Consecutive ACC Wins	6 (2005)
Fewest Victories	4 (1995)
Fewest Defeats	4 (2005)
Fewest Ties	0 (1997)
Most Games Played	26 (2003)
Fewest Games Played	19 (1995)
Longest Winning Streak	9 (2005)
Longest Unbeaten Streak	9 (2005)
Longest Unbeaten Streak	
to Start a Season	7 (2005)
Longest Losing Streak	8 (1995)
Longest Non-Winning Streak	8 (1995)
Most Home Field Victories	10 (2004)
Fewest Home Field Defeats	0 (2001)
Most Away Victories	8 (2005)
Most Consecutive Road Wins	
To Start a Season	5 (1996, 05)
Longest Unbeaten Streak	
in Road Games	8 (2004, 05)
Fewest Away Defeats	1 (2002, 04, 05)
Most Neutral-Site Victories	3 (2003, 05)
Most Neutral Site Defeats	3 (2001)

Most Goals Scored	65 (2005)
Goals Per Game	2.55 (1996)
Fewest Goals Scored	29 (2004)
Most Assists	58 (2001, 05)
Assists Per Game	2.42 (2001)
Fewest Assists	17 (1995)
Most Points	188 (2005)
Points Per Game	7.52 (2005)
Fewest Points	81 (1995)
Most Goals Allowed	61 (1995)
Fewest Goals Allowed	21 (2004)
Most Shutouts	11 (2005)
Most Consecutive Shutouts	6 (2003)
Most Shots	426 (2003)
Shots Per Game	17 (2003)
Most Shots On Goal	194 (2003)
Fewest Shots Allowed	219 (2004)
Saves	197 (1995)
Saves Per Game	10.37 (1995)
Goals Against Average	0.86 (2005)
Most Corner Kicks	164 (2002)
Fewest Corner Kicks Allowed	76 (2005)

Most in a Season

POINTS

188 (65g 58a)	2005
182 (60g 62a)	2003
168 (55g 58a)	2001
139 (45g 49a)	2000
134 (46g 42a)	2002
129 (51g 27a)	1996
100 (36g 28a)	1999
93 (35g 23a)	1998
90 (29g 32a)	2004
83 (30g 23a)	1997

POINTS PER GAME

7.52 (25 games)	2005
7.00 (26 games)	2003
7.00 (24 games)	2001
6.45 (20 games)	1996
5.83 (23 games)	2002
5.79 (24 games)	2000
5.00 (20 games)	1999
4.50 (20 games)	2004
4.43 (21 games)	1998
4.26 (19 games)	1995

GOALS

65	2005
60	2003
55	2001
51	1996
46	2002
45	2000
36	1999
35	1998
32	1995
30	1997

GOALS PER GAME

2.60 (25 games)	2005
2.55 (20 games)	1996
2.31 (26 games)	2003
2.29 (24 games)	2001
2.00 (23 games)	2002
1.88 (24 games)	2000
1.80 (20 games)	1999
1.68 (19 games)	1995
1.67 (21 games)	1998
1.45 (20 games)	2004



ASSISTS

62	2003
58	2005
58	2001
49	2000
42	2002
32	2004
28	1999
27	1996
23	1998
23	1997

ASSISTS PER GAME

2.42	(24 games)	2001
2.38	(26 games)	2003
2.32	(25 games)	2005
2.04	(24 games)	2000
1.83	(23 games)	2002
1.60	(20 games)	2004
1.40	(20 games)	1999
1.35	(20 games)	1996
1.15	(20 games)	1997
1.10	(21 games)	1998

SHOTS ATTEMPTED

446	(60 goals)	2003
407	(65 goals)	2005
352	(46 goals)	2002
336	(45 goals)	2000
329	(55 goals)	2001
292	(51 goals)	1996
274	(29 goals)	2004
273	(35 goals)	1998
254	(36 goals)	1999
219	(30 goals)	1997

SHOTS PER GAME

17.15	(26 games)	2003
16.28	(25 games)	2005
15.30	(23 games)	2002
14.60	(20 games)	1996
14.00	(24 games)	2000
13.71	(24 games)	2001
13.70	(20 games)	2004
13.00	(21 games)	1998
12.70	(20 games)	1999
10.95	(20 games)	1997

SHOTS ON GOAL

194	(60 goals)	2003
179	(65 goals)	2005
178	(46 goals)	2002
178	(55 goals)	2001
176	(45 goals)	2000
122	(29 goals)	2004

SOG PER GAME

7.74	(23 games)	2002
7.46	(26 games)	2003
7.42	(24 games)	2001
7.33	(24 games)	2000
7.16	(25 games)	2005
6.10	(20 games)	2004

GOALS ALLOWED

Season	ACC
2005 22
2004 21
2003 28
2002 31
2001 33
2000 31
1999 35

1998 41 20
1997 43 26
1996 37 20

Goalkeeping (Season)

SAVES

197	(61 GA)	1995
145	(31 GA)	2000
128	(40 GA)	2001
116	(39 GA)	1999
112	(43 GA)	1998
106	(37 GA)	2002
93	(28 GA)	2003
87	(22 GA)	2005
79	(35 GA)	1996
76	(48 GA)	1997

SAVES PER GAME

10.37	(19 games)	1995
6.04	(24 games)	2000
5.80	(20 games)	1999
5.33	(21 games)	1998
5.33	(24 games)	2001
4.61	(23 games)	2002
3.95	(20 games)	1996
3.80	(20 games)	1997
3.65	(20 games)	2004
3.48	(26 games)	2003

SHUTOUTS

2005	11
2004	9
2003	9
1996	8
2001	6
2000	6
1999	6
1997	6
2002	4
1998	2

GOALS AGAINST AVERAGE

0.86	(22 GA, 2299 min)	2005
1.02	(21 GA, 1861 min)	2004
1.05	(28 GA, 2397 min)	2003
1.23	(31 GA, 2273 min)	2000
1.55	(37 GA, 2151 min)	2002
1.60	(40 GA, 1860 min)	2001
1.69	(35 GA, 1860 min)	1996
1.92	(39 GA, 1830 min)	1999
1.92	(43 GA, 2014 min)	1998
2.39	(48 GA, 1809 min)	1997

MOST WINS

20	(20-4-1)	2005
17	(17-8-1)	2003
15	(15-8-1)	2001
14	(14-8-2)	2000
13	(13-7-3)	2002
12	(12-5-3)	2004
12	(12-7-1)	1996
9	(9-10-1)	1999
8	(8-12-0)	1997
7	(7-11-3)	1998

MOST LOSSES

14	(4-14-1)	1995
12	(8-12-0)	1997
11	(7-11-3)	1998
10	(9-10-1)	1999
8	(14-8-2)	2000
8	(15-8-1)	2001

8	(17-8-1)	2003
7	(12-7-1)	1996
7	(13-7-3)	2002
5	(12-5-3)	2004

MOST TIES

3	(7-11-3)	1998
3	(13-7-3)	2002
3	(12-5-3)	2004
2	(14-8-2)	2000
1	(15-8-1)	2001
1	(9-10-1)	1999
1	(12-7-1)	1996
1	(4-14-1)	1995
1	(17-8-1)	2003
1	(20-4-1)	2005

All-Time Hat Tricks

10/2/05	vs VT, Viola Oderecht, (3), Jr.
10/27/03	vs FAU, Leah Gallegos (4), So.
9/20/02	vs Clemson, Leah Gallegos (3), Fr.
10/23/01	vs Miami, Cindy Schofield (3), Jr.
9/01/98	vs Furman, Maren Vik Edvardsen (4), Fr.
9/15/96	vs JU, Kasey McCall (3), Fr.
9/13/95	vs JU, Kelly McGrath (3), Sr.
9/13/95	vs JU, Alex Osorio (3), Fr.
10/27/95	vs UGA, Alex Osorio (3), Fr.

Highest Ranking by Poll

NCAA	4 (FINAL 2003, 05)
SoccerBuzz	3 (9/06/04)
SoccerTimes	3 (9/06/04)
Soccer America	3 (9/06/04)
CollegeSoccer.com	7 (9/03/01)

All-Time Multi-Goal Games

2005	India Trotter (JU, FAU) Sel Kuralay (UCF, UF, CLEM) Holly Peltzer (UF, CLEM) Viola Odebrecht (VaT) Alli Ferreri (Citadel)
2004	Julia Schnugg (ASU)
2003	Leah Gallegos (JU, USFWake, Duke, FAU) Katie Beal (SDSU) Camie Bybee (UM) Julia Schnugg (UM)
2002	Leah Gallegos (CLEM) Cindy Schofield (Wake, GMU, JU) Erica Lewis (NCSU)
2001	Cindy Schofield (GMU, UCF, UM) Amber Tollefson (CLEM, UMD) Jez Ratliff (NCSU) Camie Bybee (UMD)
2000	Emma Breland (JU, Ore St, TX A&M) Marte Vik Edvardsen (UM)
1999	Maren Vik Edvardsen (Mercer, Stetson)
1998	Danielle Ford (UMD) Maren Vik Edvardsen (Furman, Syracuse)
1996	Kasey McCall (App ST, JU) Erin Grimsley (UNF) Kelly Poole (Furman)
1995	Alex Osorio (JU) Kelly McGrath (JU) Jessica Driscoll (JU)



FSU's All-Time Comeback Wins

Year	Team	Deficit	Final
2005	Loyola Marymount	1-0	2-1
2005	Florida	2-1	4-2
2005	Wake Forest	1-0	4-1
2004	Arizona State	1-0	3-2
2004	USC	1-0	2-1
2003	Auburn (16)	1-0	2-1
2003	Maryland (14)	1-0	2-1
2002	Clemson (17)	3-2	4-3
2002	Florida (21)	1-0	2-1
2001	Clemson (7)	2-1	3-2
2001	Kansas	1-0	4-1
2001	Louisville	1-0	3-2
2001	Duke	2-0	3-2
2001	Jacksonville	1-0	5-1
2000	Florida (6)	2-1	3-2
2000	USF	1-0	2-1
2000	Oregon St	1-0	2-1
2000	UNC (2)	1-0	3-2
1998	Syracuse	2-1	3-2
1998	Maryland	1-0	3-2
1997	S. Alabama	1-0	2-1
1996	NC State	2-1	4-2

FSU's All-Time Golden Goals

Year	Player	Team
2005	Selin Kuralay	LMU
2005	Mami Yamaguchi	Duke
2004	Leah Gallegos	Stetson
2003	Leah Gallegos	WVU
2003	Leah Gallegos	Auburn
2003	Julia Schnugg	Ole Miss
2002	Leah Gallegos	Clemson
2001	Cindy Schofield	Duke
2001	Jez Ratliff	NCSU
2000	Kristin Boyce	UNC
2000	Marte Vik Edvardsen	USF
1998	Sally Shelgren	FIU
1998	Alex Osorio	Maryland

Wins Over Ranked Teams

NSCAA Ranking At Time of the Game

10/20/96 vs No. 10 Clemson	1-0
10/27/96 vs No. 18 NC State	4-2
8/25/00 vs No. 10 Florida	3-2
9/10/00 vs No. 7 Texas A&M	4-1
10/7/00 vs No. 20 Wake Forest	2-0
10/17/00	... vs No. 3 North Carolina	3-2 (2ot)
11/12/00 at No. 11 Florida	2-1
9/17/01 at No. 9 Clemson	3-2
10/19/02 at No. 20 NC State	5-1
10/25/02 at No. 22 Maryland	1-0
10/10/03 vs No. 15 Duke	3-0
11/17/03 vs No. 25 Maryland	1-0
11/23/03	.. vs No. 10 West Virginia	3-2 (2OT)
11/28/03 vs No. 8 Florida	1-0
8/27/04 vs No. 16 Arizona State	3-2
9/17/04 vs No. 10 Clemson	2-1
9/16/05 at No. 13 Florida	4-2
10/9/05 vs No. 10 Boston College	3-0
10/21/05 vs No. 23 Wake Forest	4-1
10/23/05 vs No. 6 Duke	2-1
10/29/05 at No. 23 Clemson	3-0
11/2/05 vs No. 23 Clemson	4-0
11/20/05 vs No. 6 Cal	2-1

ACC Honors

ALL-ACC

Melissa Juhl, Second	1996
Emma Breland, First	2000
Cindy Schofield, First	2001
Amber Tollefson, Second	2001
Cindy Schofield, First	2002
Leah Gallegos, First	2003
Kristin Boyce, First	2003
Joy McKenzie, First	2004
India Trotter, First	2004
Kelly Rowland, Second	2004
Julia Schnugg, Second	2004
Selin Kuralay, First	2005
India Trotter, First	2005
Viola Odebrecht, First	2005



Mami Yamaguchi

ALL-ACC FRESHMAN TEAM

Emma Breland	2000
Katie Beal	2001
Camie Bybee	2001
Jez Ratliff	2001
Leah Gallegos	2002
Julia Schnugg	2003
India Trotter	2003
Libby Ganeskis	2004
Sara Wagenfuhr	2005
Katrin Schmidt	2005
Mami Yamaguchi	2005

ALL-ACC TOURNAMENT TEAM

Sarah Crawford	2000
Rachael Watkin	2000
Katie Beal	2001
Heather Dyche	2001
Amber Tollefson	2001
Katie Beal	2003
Joy McKenzie	2003
Kelly Rowland	2003
Leah Gallegos	2003
Holly Peltzer	2005

ACC PLAYER OF THE WEEK

Melissa Juhl	10/21/96
Jill Ford	10/19/98
Amber Tollefson	9/24/01
Cindy Schofield	10/08/01
Cindy Schofield	11/05/01
Leah Gallegos	9/23/02
Leah Gallegos	10/14/03
Julia Schnugg	9/20/04
Joy McKenzie	10/11/04
Selin Kuralay	9/12/05
Holly Peltzer	9/19/05
Selin Kuralay	10/31/05

ACC STATISTICAL LEADERS

Cindy Schofield	17 Goals (2001)
Leah Gallegos	7 GWG (2003)

ACC ALL-ACADEMIC TEAM

Ali Mims	2005
Katrin Schmidt	2005
Viola Odebrecht	2005

ACC COACH OF THE YEAR

Mark Krikorian	2005
----------------	-------	------



Katrin Schmidt



Regional Honors

NSCAA ALL-REGION

Melissa Juhl	Second Team (1996)
Emma Breland	Second Team (2000)
Sarah Crawford	Third Team (2000)
Rachael Watkin	Third Team (2000)
Cindy Schofield	Second Team (2001)
Amber Tollefson	Second Team (2001)
Cindy Schofield	Second Team (2002)
Leah Gallegos	First Team (2003)
Katie Beal	Second Team (2003)
Kristin Boyce	Third Team (2003)
Joy McKenzie	Third Team (2003)
Kelly Rowland	Second Team (2004)
Julia Schnugg	Third Team (2004)
Joy McKenzie	Third Team (2004)
India Trotter	Third Team (2004)
Mark Krikorian	South Region Coach of the Year (2005)
Mick Statham	South Regional Assistant Coach of the Year (2005)

SOCCKERBUZZ SOUTHEAST REGION

Dee Foard	Southeast Region All-Freshman Team (1997)
Patrick Baker	Coach of the Year (2000)
Emma Breland	Freshman of the Year (2000)
Emma Breland	First-Team (2000)
Sarah Crawford	Second Team (2000)
Marte Vik Edvardsen	Second Team (2000)
Rachael Watkin	Second Team (2000)
Cindy Schofield	First Team (2001)
Amber Tollefson	First Team (2001)
Katie Beal	Third Team (2001)
Kristin Boyce	Third Team (2001)
Emma Breland	All-Freshman Team (2000)
Katie Beal	All-Freshman Team (2001)
Camie Bybee	All-Freshman Team (2001)
Cindy Schofield	First Team (2002)
Kristin Boyce	Third Team (2002)
Amber Tollefson	Third Team (2002)
Leah Gallegos	All-Freshman Team (2002)
Leah Gallegos	First Team (2003)
Katie Beal	First Team (2003)
Joy McKenzie	Second Team (2003)
India Trotter	Second Team (2003)
Kelly Rowland	All-Freshman Team (2003)
India Trotter	All-Freshman Team (2003)
Julia Schnugg	All-Freshman Team (2003)
Patrick Baker	Runner-Up Coach of the Year (2003)
Kelly Rowland	First Team (2004)
Joy McKenzie	Second Team (2004)
India Trotter	Second Team (2004)
Julia Schnugg	Second Team (2004)
Sara Wagenfuhr	All-Region Second Team (2005)
Kelly Rowland	All-Region Third Team (2005)
Katrin Schmidt	All-Region Third Team (2005)
Mami Yamaguchi	All-Region Honorable Mention (2005)

ESPN THE MAGAZINE ACADEMIC ALL-DISTRICT

India Trotter	First Team (2005)
Kelly Rowland	Third Team (2005)
Holly Peltzer	Third Team (2005)

SOCCKERFLA.COM

India Trotter	Florida Player of the Year (2005)
---------------	-----------------------------------

National Honors

SOCCKERBUZZ

Patrick Baker	Runner-Up National Coach of the Year (2000)
Emma Breland	Finalist Freshman of the Year (2000)
Emma Breland	Third Team All-American (2000)

Emma Breland	First Team Freshman All-American (2000)
Cindy Schofield	Honorable Mention All-American (2001)
Amber Tollefson	Honorable Mention All-American (2001)
Katie Beal	First Team Freshman All-American (2001)
Camie Bybee	Second Team Freshman All-American (2001)
Marte Vik Edvardsen	Elite Team of the Week (9/05/01)
Camie Bybee	Elite Team of the Week (9/26/01)
Cindy Schofield	Elite Team of the Week (10/10/01)
Leah Gallegos	Elite Team of the Week (9/25/02)
Cindy Schofield	Elite Team of the Week (10/30/02)
Cindy Schofield	Third Team All-American (2002)
Julia Schnugg	Elite Team of the Week (9/24/03)
Leah Gallegos	Elite Team of the Week (10/15/03)
Kelly Rowland	Elite Team of the Week (11/12/03)
Patrick Baker	Runner-Up Coach of the Year (2003)
Leah Gallegos	First Team All-American (2003)
Katie Beal	Third Team All-American (2003)
India Trotter	First Team Freshman All-American (2003)
Julia Schnugg	First Team Freshman All-American (2003)
Kelly Rowland	Honorable Mention Freshman All-American (2003)
Camie Bybee	Elite Team of the Week (9/01/04)
Kelly Rowland	Elite Team of the Week (9/21/04); (10/13/04)
Mark Krikorian	National Coach of the Year (2005)
Viola Odebrecht	First Team All-American (2005)
India Trotter	Second Team All-American (2005)
Selin Kuralay	Third Team All-American (2005)
Selin Kuralay	Player of the Year Finalist (2005)
Viola Odebrecht	Player of the Year Finalist (2005)
Katrin Schmidt	Freshman of the Year Finalist (2005)
Sarah Wagenfuhr	First Team Freshman All-American (2005)
Katrin Schmidt	Second Team Freshman All-American (2005)
Mami Yamaguchi	Honorable Mention Freshman All-American (2005)

SOCCKER AMERICA

Emma Breland	All-Freshman Team (2000)
Melissa Juhl	Team of the Week (10/21/96)
Kelly Poole	Team of the Week (10/28/96)
Heather Dyche	Team of the Week (8/31/00)
April Murphy	Team of the Week (8/31/00)
Emma Breland	Team of the Week (9/14/00)
Camie Bybee	Team of the Week (9/26/01)
Amber Tollefson	Team of the Week (9/26/01)
Leah Gallegos	Team of the Week (9/25/02)
Cindy Schofield	Team of the Week (10/30/02)
Katie Beal	Team of the Week (9/15/03)
Kelly Rowland	Team of the Week (9/30/03)
Leah Gallegos	Team of the Week (10/15/03)
Kelly Rowland	Team of the Week (10/29/03); (11/12/03)
Patrick Baker	Coach of the Year (2003)
India Trotter	Freshman All-American (2003)
Kelly Rowland	Freshman All-American (2003)
Camie Bybee	Team of the Week (9/01/04)
Kelly Rowland	Team of the Week (9/21/04); (10/12/04)
Selin Kuralay	Team MVP (2005)
Mark Krikorian	National Coach of the Year (2005)

NSCAA

Leah Gallegos	Third Team All-American (2003)
India Trotter	Second Team All-American (2005)
India Trotter	Women's College Scholar All-America (2005)

COLLEGE SPORTS TELEVISION

Leah Gallegos	Second Team All-American (2003)
---------------	---------------------------------

SOCCKERTIMES

Leah Gallegos	Second Team All-American (2003)
Katie Beal	Honorable Mention All-American (2003)
India Trotter	Honorable Mention All-American (2003)

NCAA

India Trotter	All-NCAA Tournament Team (2003, 05)
---------------	-------------------------------------



Seminole Streaks

ALL-TIME WINNING STREAKS

- 9 2005 Began with a 3-0 win 10/2 vs Virginia Tech; ended with a 2-0 loss 11/4 to Virginia.
- 7 2005 Began with a 4-0 win 8/26 vs USC; ended with a 4-1 loss 9/22 to North Carolina.
- 5 2003 Began with a 6-1 win 9/14 vs San Diego State; ended with a 3-2 loss on 10/4 at Virginia.
- 5 2000 Began with a 3-1 victory on 9/22 vs Central Florida; ended with a 0-0 tie on 10/14 at NC State.

ALL-TIME UNBEATEN STREAKS

- 9 2005 Began with a 3-0 win 10/2 vs Virginia Tech; ended with a 2-0 loss 11/4 to Virginia.
- 7 2005 Began with a 4-0 win 8/26 vs USC; ended with a 4-1 loss 9/22 to North Carolina.
- 7 2000 Began with a 3-1 victory on 9/22 vs Central Florida; ended with a 2-0 loss on 10/20 at Maryland.
- 6 2003 Began with a 3-0 win 10/7 at UCF; ended with a 1-0 loss on 10/31 at No. 1 North Carolina.
- 6 2004 Began with a 2-0 win 10/5 vs USF; ended with a 4-0 loss 10/22 vs North Carolina.

ALL-TIME WINNING STREAKS (Start of a Season)

- 7 2005 Began with a 4-0 win 8/26 vs USC; ended with a 4-1 loss 9/22 to North Carolina.
- 3 2004 Began with a 3-2 win 8/27 vs Arizona State; ended with a 2-1 loss 9/10 vs Florida.
- 3 2000 Began with a 3-2 win 8/25 vs Florida; ended with a 2-1 loss 9/1 at Missouri.

ALL-TIME UNBEATEN STREAKS (Start of a Season)

- 7 2005 Began with a 4-0 win 8/26 vs USC; ended with a 4-1 loss 9/22 to North Carolina.
- 3 2004 Began with a 3-2 win 8/27 vs Arizona State; ended with a 2-1 loss 9/10 vs Florida.
- 3 2002 Began with a 0-0 tie 8/30 vs Oregon State; ended with a 2-1 loss 9/8 vs LSU.
- 3 2000 Began with a 3-2 win 8/25 vs Florida; ended with a 2-1 loss 9/1 at Missouri.

CONSECUTIVE HOME VICTORIES

- 11 03-04 Began with a 7-1 win 9/19 vs Miami; ended 9/14 with a 2-1 loss to Florida.
- 9 00-02 Began with a 4-1 victory on 11/8 vs Jacksonville in the NCAA Regional; ended 8/30 with a 0-0 tie vs Oregon St.
- 7 2005 Began with a 3-1 win 9/25 vs NC State; streak is current entering 2006 season.

HOME UNBEATEN STREAK

- 12 00-02 Began with a 4-1 victory on 11/8 vs Jacksonville in the NCAA Regional; ended 9/8 with 2-1 loss to LSU.
- 11 03-04 Began with a 7-1 win 9/19 vs Miami; ended 9/10 with a 2-1 loss to Florida.
- 7 2005 Began with a 3-1 win 9/25 vs NC State; streak is current entering 2006 season.
- 5 1999 Began with a 4-1 victory on 9/3 vs Mercer; ended with a 3-1 loss on 10/24 vs Duke.

CONSECUTIVE ROAD VICTORIES

- 5 2005 Began with a 4-0 win 8/26 vs USC; ended with a 1-0 loss 9/29 to Virginia.
- 5 1996 Began with a 4-1 victory on 8/31 at West Florida; ended with a 3-0 loss on 9/22 at Duke.
- 3 2002 Began with a 5-1 win at NC State 10/19; ended with a 1-0 loss at UConn in the Round of 16 11/24.
- 3 1999 Began with a 1-0 victory on 9/7 at South Florida; ended with a 9-0 loss on 9/17 at North Carolina.

ROAD UNBEATEN STREAK

- 8 04-05 Began with a 3-2 win 10/17 vs NC State; ended with a 1-0 loss 9/29 to Virginia.
- 5 2005 Began with a 4-0 win 8/26 vs USC; ended with a 1-0 loss 9/29 to Virginia.
- 5 2002 Began with a 2-1 win 9/11 at Miami; ended with a 1-0 loss 11/24 at Connecticut.
- 5 1996 Began with a 4-1 win 8/31 vs West Florida; ended with a 3-0 loss 9/22 at Duke.

ACC WIN STREAK

- 7 2005 Began with a 3-0 win 10/2 vs Virginia Tech; streak is current entering 2006 season.
- 3 2001 Began with a 3-2 win 10/7 vs Clemson; ended with a 4-1 loss 10/12 at No. 1 North Carolina.

ACC UNBEATEN STREAK

- 7 2005 Began with a 3-0 win 10/2 vs Virginia Tech; streak is current entering 2006 season.
- 5 2004 Began with a 1-0 win 10/8 vs Wake Forest; ended with a 4-0 loss 10/22 to North Carolina.
- 4 2003 Began with a 3-0 win 10/10 vs Duke; ended with a 1-0 loss on 10/31 at No. 1 North Carolina.
- 3 2001 Began with a 3-2 win 10/7 vs Clemson; ended with a 4-1 loss 10/12 at No. 1 North Carolina.

CONSECUTIVE SHUTOUTS (Team)

- 6 2003 Began with a 3-0 win 10/7 at UCF; ended with a 1-0 loss on 10/31 at No. 1 North Carolina.
- 4 2005 Began with a 7-0 win 9/1 vs Jacksonville; ended with a 4-2 win 9/16 at Florida.
- 3 2005 Began with a 5-0 win 10/25 vs The Citadel; ended with a 2-0 loss 11/4 to Virginia.
- 3 1997 Began with a 3-0 win 10/5 at Elon; ended with a 6-0 loss 10/16 at Florida.
- 3 1999 Began with a 1-0 win 9/7 at USF; ended with a 9-0 loss 9/17 at North Carolina.
- 3 2000 Began with a 1-0 win 10/1 vs Oregon; ended with a 3-2 win 10/17 vs North Carolina.
- 3 2004 Began with a 2-0 win Oct. 5 vs UCF; ended with a 1-1 tie Oct. 13 vs Maryland.

CONSECUTIVE SHUTOUTS (Individual)

- Joy McKenzie 6 2003 Began with a 3-0 win 10/7 at UCF; ended with a 1-0 loss on 10/31 at No. 1 North Carolina.
- Ali Mims 4 2005 Began with a 7-0 win 9/1 vs Jacksonville; ended with a 4-2 win 9/16 at Florida.
- Ali Mims 3 2005 Began with a 5-0 win 10/25 vs The Citadel; ended with a 2-0 loss 11/4 to Virginia.
- Melissa Juhl 3 1997 Began with a 3-0 victory 10/5 at Elon College; ended with a 6-0 loss 10/15 at Florida.
- Jamie Gurtov 3 1999 Began with a 1-0 victory 9/7 at South Florida; ended with a 9-0 loss 9/17 at North Carolina.
- Sarah Crawford 3 2000 Began with a 1-0 victory 10/1 at Oregon; ended with a 3-2 victory 10/17 vs North Carolina.

CONSECUTIVE SHUTOUT MINUTES (Team)

- 799:29 2003 Began in a 3-2 loss 10/4 at Virginia; ended with a 1-0 loss 10/31 at North Carolina.
- 388:20 2000 Began in a 2-1 win 9/29 vs Oregon State; ended in a 3-2 win 10/17 vs North Carolina.
- 392:24 2005 Began in a 2-1 win 8/28 at Loyola Marymount; ended with a 4-2 win 9/16 at Florida.
- 356:54 2004 Began in a 2-0 loss 10/1 at Duke; ended in a 1-1 tie 10/13 at Maryland.
- 303:35 1999 Began in a 4-1 win 9/3 vs Mercer; ended in a 9-0 loss 9/17 at North Carolina.

CONSECUTIVE ACC SHUTOUTS

- 4 2003 Began with a 3-0 win 10/10 vs Duke; ended with a 1-0 loss on 10/31 at No. 1 North Carolina.

CONSECUTIVE GAMES WITH A GOAL SCORED (Team)

- 21 2002 Began with a 2-1 win over Oregon 9/1; ended with a 1-0 loss to UConn in the Round of 16 11/24.
- 14 2000 Began with a 3-2 win over Florida 8/25; ended with a 0-0 tie at NC State 10/14.
- 12 2001 Began with a 3-2 win over Louisville; ended with a 0-0 tie vs Virginia 11/9.

CONSECUTIVE GAMES WITH A GOAL SCORED (Individual)


- Cindy Schofield 5 2001 Began 10/19 vs NC State; ended vs Maryland 11/7.
- India Trotter 4 2005 Began with a 3-0 win 11/11 vs FAU; ended with a 4-0 loss 12/2 to UCLA.
- Emma Breland 4 2000 Began 9/24 vs FIU; ended 10/14 at NC State.
- Kelley Poole 4 1996 Began 9/29 against Furman; ended 10/13 vs Maryland.

Season Recaps

1995 (4-14-1, 0-7)

H 2-3 • A 0-8-1 • N 2-3

Head Coach Heather Kerby-Nelson



DATE		W/L/T	FSU	OPP	SITE
09/02	Florida	L	0	4	A
09/07	West Florida	W	5	1	H
09/10	Maryland	L	1	5	H
09/13	Jacksonville	W	11	1	N
09/16	Memphis	W	3	1	H
09/17	LSU	T	1	1	A
09/24	Duke	L	0	2	H
09/25	Ga Southern	L	1	2	H
09/29	Clemson	L	0	6	A
09/30	Marquette	L	0	1	N
10/07	Iowa State	W	4	1	N
10/08	Nebraska	L	0	6	A
10/13	Virginia	L	0	6	A
10/20	North Carolina	L	1	3	A
10/23	NC State	L	0	3	A
10/27	Georgia	L	4	5	A
10/29	Auburn	L	0	1	N
10/30	Wake Forest	L	1	4	A
11/02	North Carolina*	L	0	9	N

BOLD = ACC Regular Season Opponent; *ACC Tournament, College Park, MD

TEAM STATISTICS

SHOT STATISTICS	FSU	OPP
Goals-Shot attempts	32-165	61-451
Shot pct.	.194	.135
Goals/Game	1.7	3.2
Shots/Game	8.7	23.7
Assists	17	43

GOAL BREAKDOWN	FSU	OPP
Total Goals	32	61
Penalty	0	2
Unassisted	13	23
Overtime	0	2


CORNER KICKS	FSU	OPP
	61	102

PENALTIES	FSU	OPP
Fouls	194	204
Yellow Cards	14	8
Red Cards	0	0

1996 (12-7-1, 2-5)

H 6-4 • A 6-2 • N 0-1-1

Head Coach Heather Kerby-Nelson



08/31	West Florida	W	4	1	A
09/06	Appalachian State	W	4	0	H
09/08	Virginia	L	1	3	H
09/13	South Alabama	W	3	0	A
09/15	Jacksonville	W	11	0	A
09/17	North Florida	W	4	1	A
09/20	East Carolina	W	1	0	A

09/22	Duke	L	0	3	A
09/26	North Carolina	L	0	9	H
09/29	Furman	W	4	0	H
10/01	Tennessee	W	5	0	H
10/04	Mississippi	T	2	2	N
10/05	Georgia State	W	2	1	A
10/13	Maryland	L	0	2	A
10/18	Jacksonville State	W	4	0	H
10/20	Clemson	W	1	0	H
10/23	Florida	L	0	3	H
10/27	NC State	W	4	2	H
11/03	Wake Forest	L	0	1	H
11/07	North Carolina*	L	1	7	N

BOLD = ACC Regular Season Opponent; *ACC Tournament, Winston-Salem, NC

TEAM STATISTICS

SHOT STATISTICS	FSU	OPP
Goals-Shot attempts	51-292	35-201
Shot pct.	.219	.174
Goals/Game	2.6	1.8
Shots/Game	14.6	10.1
Assists	27	19

GOAL BREAKDOWN	FSU	OPP
Total Goals	51	35
Penalty	2	0
Unassisted	22	19
Overtime	0	2


CORNER KICKS	FSU	OPP
	69	76

PENALTIES	FSU	OPP
Fouls	250	225
Yellow Cards	10	4
Red Cards	1	2

1997 (8-12-0, 0-7)

H 4-2 • A 4-9 • N 0-1

Head Coach Heather Kerby-Nelson



08/29	Wake Forest	L	1	2	A
08/31	Appalachian St	W	2	0	A
09/05	Wofford	W	5	1	H
09/07	North Carolina	L	0	9	A
09/11	South Alabama	W	2	1	H
09/14	NC State	L	1	4	A
09/21	Maryland	L	0	4	H
09/26	Clemson	L	1	2	A
09/28	Furman	L	1	2	A
10/03	UNC-Greensboro	L	2	3	A
10/05	Elon College	W	3	0	A
10/10	Stetson	W	3	0	H
10/12	LSU	W	3	0	H
10/15	Florida	L	0	6	A
10/18	Virginia	L	1	2	A
10/22	South Florida	W	1	0	A
10/26	Duke	L	2	3	H
10/31	Ala-Birmingham	W	1	0	A
11/02	Tennessee	L	1	4	A
11/06	North Carolina*	L	0	5	N

BOLD = ACC Regular Season Opponent; *ACC Tournament, Greensboro, NC

TEAM STATISTICS

SHOT STATISTICS	FSU	OPP
Goals-Shot attempts	30-219	48-259
Shot pct.	.137	.185
Goals/Game	1.5	2.4
Shots/Game	11.0	13.0
Assists	23	44

GOAL BREAKDOWN	FSU	OPP
Total Goals	30	48
Penalty	1	3
Unassisted	9	11
Overtime	0	1

CORNER KICKS	FSU	OPP
	85	92

PENALTIES	FSU	OPP
Fouls	178	241
Yellow Cards	10	9
Red Cards	0	0

THE RECORD BOOK



1998 (7-11-3, 1-5-1)

H 3-6-2 • A 3-4-1 • N 1-1

Head Coach Heather Kerby-Nelson



09/01	Furman	W	4	2	H
09/05	Syracuse	W	3	2	N
09/07	Georgia	L	0	2	A
09/11	Virginia	L	3	4	H
09/14	Mercer	W	4	3	A
09/18	Wake Forest	L	1	3	H
09/20	North Carolina	L	0	7	H
09/23	Central Florida	L	0	1	A
09/27	Clemson	L	0	2	H
09/28	Georgia State	T	1	1	H
10/02	Miami	L	2	4	A
10/06	Florida Int'l	W	1	0	H
10/09	South Florida	T	1	1	H
10/10	Jacksonville	L	1	2	H
10/13	Florida	L	0	2	H
10/15	Stetson	W	4	0	A
10/18	Maryland	W	3	2	A
10/23	Duke	T	0	0	A
10/25	NC State	L	1	2	A
11/01	Auburn	W	6	1	H
11/05	Virginia*	L	0	2	N

BOLD = ACC Regular Season Opponent; *ACC Tournament, Orlando, FL

TEAM STATISTICS

SHOT STATISTICS	FSU	OPP
Goals-Shot attempts	35-273	43-226
Shot pct.	.128	.190
Goals/Game	1.7	2.0
Shots/Game	13.0	10.8
Assists	23	32
GOAL BREAKDOWN		
Total Goals	35	43
Penalty	1	1
Unassisted	11	20
Overtime	2	1
CORNER KICKS	129	98
PENALTIES		
Fouls	323	232
Yellow Cards	10	6
Red Cards	0	0

1999 (9-10-1, 0-6-1)

H 4-3-1 • A 5-6 • N 0-1

Head Coach Patrick Baker



08/27	Florida	L	1	5	A
08/29	Miami	L	0	3	H
09/03	Mercer	W	4	1	H
09/07	South Florida	W	1	0	A
09/09	Stetson	W	4	0	A
09/11	Florida Int'l	W	3	0	A
09/17	North Carolina	L	0	9	A
09/19	Wake Forest	L	1	2	A
09/24	Clemson	L	0	4	A
10/01	Georgia	W	2	0	H

10/03	South Alabama	W	5	1	H
10/06	Jacksonville	W	4	1	A
10/10	Wright State	W	3	0	H
10/15	Virginia	L	0	1	A
10/17	Texas A&M	L	1	2	A
10/22	NC State	T	2	2	H
10/24	Duke	L	1	3	H
10/28	Auburn	W	4	0	A
10/31	Maryland	L	0	1	H
11/04	North Carolina*	L	0	4	N

BOLD = ACC Regular Season Opponent; *ACC Tournament, Chapel Hill, NC

TEAM STATISTICS


SHOT STATISTICS	FSU	OPP
Goals-Shot attempts	36-254	39-264
Shot pct.	.142	.148
Goals/Game	1.8	1.9
Shots/Game	12.7	13.2
Assists	28	35
GOAL BREAKDOWN		
Total Goals	36	39
Penalty	1	1
Unassisted	7	7
Overtime	0	0
CORNER KICKS	99	89
PENALTIES		
Fouls	204	179
Yellow Cards	9	7
Red Cards	0	0

2000 (14-8-2, 2-4-1)

H 9-2 • A 5-4-1 • N 0-2-1

Head Coach Patrick Baker

FINAL RANKING: NSCAA-20; SB-12



08/25	Florida	W	3	2	H
08/27	South Florida	W	2	1	H
08/30	Jacksonville	W	3	0	H
09/01	Missouri	L	1	2	A
09/03	Ohio State	L	1	2	N
09/08	Texas A&M	W	4	1	H
09/10	Clemson	L	2	3	H
09/13	South Alabama	W	2	0	A
09/17	Duke	L	2	3	A
09/22	Central Florida	W	3	1	H
09/24	Florida Int'l	W	4	1	H
09/29	Oregon State	W	2	1	N
10/01	Oregon	W	1	0	A
10/05	Wake Forest	W	2	0	H
10/14	NC State	T	0	0	A
10/17	North Carolina	W	3	2	H
10/20	Maryland	L	0	2	A
10/25	Miami	W	3	1	A
10/28	Virginia	L	0	1	H
11/02	Wake Forest*	T	1	1	N
11/03	North Carolina*	L	0	3	N
11/08	Jacksonville#	W	4	1	H
11/12	Florida@	W	2	1	A
11/17	Clemson^	L	0	2	A

BOLD = ACC Regular Season Opponent; *ACC Tournament, Durham, NC; #NCAA Tourney, Tallahassee, FL; @NCAA Tourney, Gainesville, FL; ^NCAA Tourney, Clemson, SC

TEAM STATISTICS

SHOT STATISTICS	FSU	OPP
Goals-Shot attempts	45-336	31-345
Goals scored average	1.78	1.23
Shot pct.	.134	.090
Shots on goal-attempts	176-336	151-345
SOG pct.	.524	.438
Goals/Game	1.9	1.3
Shots/Game	14.0	14.4
Assists	49	24
GOAL BREAKDOWN		
Total Goals	45	31
Penalty	2	0



THE RECORD BOOK

Florida State University

Unassisted	10	8
Overtime	2	0
CORNER KICKS	123	91
PENALTY KICKS	2-5	0-0
OFFSIDES	57	17
PENALTIES		
Fouls	254	256
Yellow Cards	7	8
Red Cards	0	0

2001 (15-8-1, 4-3)

H 8-0 • A 5-5-0 • N 2-3-1

Head Coach Patrick Baker

FINAL RANKING: NSCAA-20; SB-17; ST-18; SA-18



08/31	George Mason	W	3	2	H
09/02	Loyola College	W	2	0	H
09/07	Portland	L	1	3	N
09/09	Santa Clara	L	1	4	N
09/17	Clemson	W	3	2	A
09/21	Kansas	W	4	1	H
09/23	NC State	W	2	1	H
09/26	Florida	L	0	2	A
09/30	Louisville	W	3	2	H
10/02	South Florida	W	1	0	A
10/05	Central Florida	W	5	0	A
10/07	Duke	W	3	2	H
10/12	North Carolina	L	1	4	A
10/16	Florida Int'l	W	4	1	A
10/20	Wake Forest	L	2	4	A
10/25	Miami	W	3	1	H
10/28	Virginia	L	2	3	A
11/02	Maryland	W	2	0	H
11/04	Jacksonville	W	5	1	A
11/08	Maryland*	W	7	2	N
11/09	Virginia*	T	0	0	N
11/12	North Carolina*	L	0	4	N
11/16	Auburn^	W	1	0	N
11/18	Clemson^	L	0	1	A

BOLD = ACC Regular Season Opponent; *ACC Tournament, Winston Salem, NC; ^NCAA Tourney, Clemson, SC

TEAM STATISTICS

SHOT STATISTICS	FSU	OPP
Goals-Shot attempts	55-329	40-324
Goals scored average	2.20	1.60
Shot pct.	.167	.123
Shots on goal-attempts	178-329	168-324
SOG pct.	.541	.519
Shots/Game	13.7	13.5
Assists	58	43
GOAL BREAKDOWN		
Total Goals	55	40
Penalty	2	1
Unassisted	10	8
Overtime	2	0
CORNER KICKS	150	100
PENALTY KICKS	2-3	1-3
OFFSIDES	67	11
PENALTIES		
Fouls	273	296
Yellow Cards	6	4
Red Cards	0	1

2002 (13-7-3, 3-3-1)

H 8-5-2 • A 4-1-1 • N 1-1-0

Head Coach Patrick Baker

FINAL RANKING: NSCAA-19; SB-14



08/30	Oregon State	T	0	0	H
09/01	Oregon	W	2	1	H
09/06	Missouri	T	2	2	H
09/08	Louisiana State	L	1	2	H
09/11	Miami	W	2	1	A
09/13	Virginia Tech	W	1	0	N
09/15	Charlotte	L	3	4	N
09/20	Clemson	W	4	3	H
09/22	South Florida	W	3	2	H
09/27	Florida	W	2	1	H
10/04	Central Florida	W	3	1	H
10/08	Duke	T	1	1	A
10/12	Wake Forest	L	2	3	H
10/15	North Carolina	L	1	5	H
10/18	NC State	W	5	1	A
10/22	Jacksonville	W	3	1	H
10/25	Maryland	W	1	0	A
10/27	George Mason	W	3	1	A
11/02	Virginia	L	1	2	H
11/07	Maryland*	L	2	4	H
11/15	Ole Miss#	W	2	0	H
11/17	Auburn#	W	2	1	H
11/24	UConn@	L	0	1	A

BOLD = ACC Regular Season Opponent; *ACC Tournament, Tallahassee, FL; #NCAA Tourney, Tallahassee, FL; @NCAA Tourney, Storrs, CT

TEAM STATISTICS

SHOT STATISTICS	FSU	OPP
Goals-Shot attempts	46-352	37-277
Goals scored average	1.92	1.55
Shot pct.	.131	.134
Shots on goal-attempts	178-352	143-277
SOG pct.	.506	.516
Shots/Game	15.3	12.0
Assists	42	31
GOAL BREAKDOWN		
Total Goals	46	37
Penalty	3	1
Unassisted	12	10
Overtime	1	1
CORNER KICKS	164	91
PENALTY KICKS	3-3	1-1
OFFSIDES	43	10
PENALTIES		
Fouls	295	344
Yellow Cards	14	16
Red Cards	1	0

2003 (17-8-1, 4-2-1)

Head Coach Patrick Baker

H 8-2 • A 6-4-1 • N 3-2

FINAL RANKING: NSCAA-4; SB-5; ST-5; SA-6



2006 Seminole Soccer THE RECORD BOOK



08/29	USC	L	1	2	H
08/31	Penn State	L	1	2	H
09/05	Florida	L	3	1	A
09/07	Jacksonville	W	3	1	A
09/12	Kansas	L	1	3	A
09/14	SDSU	W	6	1	N
09/19	Miami	W	7	1	H
09/21	Ole Miss	W	2	1	H
09/26	Maryland	W	2	0	H
10/01	USF	W	3	1	A
10/04	Virginia	L	2	3	A
10/07	UCF	W	3	0	A
10/10	Duke	W	3	0	H
10/14	Clemson	W	1	0	A
10/18	Wake Forest	T	0	0	A
10/24	NC State	W	1	0	H
10/27	FAU	W	7	0	H
10/31	North Carolina	L	0	1	A
11/05	Wake Forest*	W	2	1	N
11/17	Maryland*	W	1	0	N
11/09	North Carolina*	L	2	3	N
11/14	Dartmouth#	W	5	0	H
11/16	Auburn#	W	2	1	H
11/23	West Virginia^	W	3	2	A
11/28	Florida@	W	2	1	A
12/05	UConn%	L	0	2	N

BOLD = ACC Regular Season Opponent; *ACC Tournament, Cary, NC; #NCAA Tourney, Tallahassee, FL; ^NCAA Tourney, Morgantown, NY; @NCAA Tourney, Gainesville, FL; %College Cup, Cary, NC

TEAM STATISTICS

SHOT STATISTICS	FSU	OPP
Goals-Shot attempts	60-446	28-294
Goals scored average	2.25	1.05
Shot pct.	.135	.095
Shots on goal-Atts	194-446	121-294
SOG pct.	.435	.412
Shots/Game	17.2	11.3
Assists	62	26
GOAL BREAKDOWN		
Total Goals	60	28
Penalty	1	1
Unassisted	15	8
Overtime	3	0
CORNER KICKS	149	107
PENALTY KICKS	1-1	1-1
OFFSIDES	67	22
PENALTIES		
Fouls	309	326
Yellow cards	7	12
Red cards	0	0

2004 (12-5-3, 5-3-1)

Head Coach Patrick Baker

H 10-4 • A 2-1-1 • N 0-0-2

FINAL RANKING: NSCAA-24; SB-18; SA-24



08/27	Arizona State	W	3	2	H
09/29	USC	W	2	1	H
09/03	Georgia	W	1	0	H
09/10	Florida	L	1	2	H
09/12	Stetson	W ot	1	0	H
09/14	Jacksonville	W	5	0	H
09/17	Clemson	W	2	1	H
09/19	FIU	W	1	0	H
09/24	Virginia	L	0	1	H
10/01	Duke	L	0	2	A
10/05	USF	W	2	0	H
10/08	Wake Forest	W	1	0	H
10/10	Virginia Tech	W	1	0	H
10/13	Maryland	T ot	1	1	A
10/17	NC State	W	3	2	A
10/19	Miami	W	1	0	A
10/22	North Carolina	L	0	4	H
10/28	UCF	L	2	3	H
11/03	Clemson*	T ot2	2	2	N
11/12	BC@	T ot2	0	0	N

BOLD = ACC Regular Season Opponent; *ACC Tournament, Cary, NC; @NCAA Tourney, Gainesville, FL

TEAM STATISTICS

SHOT STATISTICS	FSU	OPP
Goals-Shot attempts	29-274	21-219
Goals scored average	1.40	1.02
Shot pct.	.106	.096
Shots on goal-Attempts	122-274	94-219
SOG pct.	.445	.429
Shots/Game	13.7	10.9
Assists	32	18
GOAL BREAKDOWN		
Total Goals	29	21
Penalty	1	0
Unassisted	6	6
Overtime	1	0
CORNER KICKS	129	73
Goals off corners	4	4
PENALTY KICKS	1-1	0-0
OFFSIDES	61	13
PENALTIES		
Fouls	154	227
Yellow cards	6	12
Red cards	0	1

2005 (20-4-1, 8-2-0)

Head Coach Mark Krikorian

H 9-1-0 • A 8-1-1 • N 3-2-0

FINAL RANKING: NSCAA-4; ST-4; SB-5; SA-7



08/26	Southern Cal	W	4	0	A
08/28	Loyola Marymount	W ot2	2	1	A
09/01	Jacksonville	W	7	0	H
09/03	Mercer	W	2	0	H
09/07	UCF	W	3	0	A
09/11	Ole Miss	W	1	0	A
09/16	Florida	W	4	2	A
09/22	North Carolina	L	1	4	H
09/25	NC State	W	3	1	H
09/29	Virginia	L	0	1	A
10/02	Virginia Tech	W	3	0	A
10/06	Maryland	W	3	1	H
10/09	Boston College	W	3	0	H
10/16	Miami	W	3	1	A
10/21	Wake Forest	W	4	1	H
10/23	Duke	W ot2	2	1	H
10/25	The Citadel	W	5	0	H
10/29	Clemson	W	3	0	A
11/02	Clemson*	W	4	0	N
11/04	Virginia*	L	0	2	N
11/11	FAU#	W	3	0	N
11/13	Illinois#	W	2	1	N
11/20	CALIFORNIA#	W	2	1	N
11/25	North Carolina#	T ot2	1	1	N
12/02	UCLA%	L	0	4	N

BOLD = ACC Regular Season Opponent; *ACC Tournament, Cary, NC; #NCAA Tourney, Tallahassee, FL; %College Cup, Cary, NC

TEAM STATISTICS

SHOT STATISTICS	FS	OPP
Goals-Shot attempts	65-407	22-225
Goals scored average	2.54	0.86
Shot pct.	.160	.098
Shots on goal-Attempts	179-407	109-225
SOG pct.	.440	.484
Shots/Game	16.3	9.0
Assists	58	17
GOAL BREAKDOWN		
Total Goals	65	22
Penalty	1	2
Unassisted	15	9
Overtime	2	0
CORNER KICKS	130	76
Goals off corners	5	1
PENALTY KICKS	1-1	2-2
OFFSIDES	86	34
PENALTIES		
Yellow cards	8	11
Red cards	0	0

KEY: NSCAA = National Soccer Coaches Association of America; **SB** = SoccerBuzz; **ST** = Soccer Times; **SA** = Soccer America



All-Time Letterwinners

Kristin Boyce
2000-03



A-B

- Courtney Asbra 1999
- Katie Beal 2001-04
- Jessica Bell 2002-03
- Angela Bonaffino 1996-99
- Kristin Boyce 2000-03
- Emma Breland 2000
- Erin Brown 2003
- Jordan Bryant 2005
- Janet Burke 2000-01
- Camie Bybee 2001-04
- Stephanie Byrd 1995

Summer Corum
2000-02



C

- Marion Cagle 2001-04
- Taryn Cervi 1997
- Shannon Coe 2002
- Summer Corum 2000-02
- Sarah Crawford 1999-00
- Marisha Crowe 2000

Sarah Deacon
1998-00



D

- Stephanie Dame 2002
- Sarah Deacon 1998-00
- Leslie Del Rio 1996-99
- Dana Denker 2001
- Stephanie Dietrich 1997-00
- Jessica Driscoll 1995-98
- Kelly Duffek 1995-96
- Sara Dunlap 2000
- Heather Dyché 1998-01

Marte Vik Edvardsen
1998-01



E

- Lizzie Easton 1995
- Maren Vik Edvardsen 1998-01
- Marte Vik Edvardsen 1998-01

Jill Ford
1997-98



F

- Alli Ferreri 2002-05
- Danielle Foard 1997-00
- Ashlee Fontes 1999-02
- Jill Ford 1997-98

Jenny Garcia
2000-02



G

- Leah Gallegos 2002-04
- Shane Gallo 2001
- Jenny Garcia 2000-02
- Ansley Gascolgne 1999
- Tori George 2000, 2002
- Libby Gianskiss** 2004-05
- Amanda Green 1999
- Erin Grimsley 1996-97
- Jamie Gurtov 1997-99

Ashley Halter
1997-00



H-I

- Janey Hallberg 1999
- Ashley Halter 1997-00
- Allison Hogan 1995-97
- Kelly Huff 1995-96
- Gina Iacovella 1999

Melissa Juhl
1995-98



J-K

- Kim Johnson 1998
- Meredith Jones 1999-02
- Melissa Juhl 1995-98
- Sel Kuralay** 2005

Lauren Lynch
1995-98



L

- Janine Lavoie 1995-98
- Erica Lewis 2002-03
- Katie Lunn 1995-97
- Lauren Lynch 1995-98

Joy McKenzie
2001-04



M

- Trish Martin 1999
- Kasey McCall 1996-97
- Rachel McDowell 2003-05
- Kelly McGrath 1995
- Joy McKenzie 2001-04
- Ali Mims** 2001, 05
- April Murphy 1997-00
- Paige Murray 2005

Christy Peacock
1998-01



N-O-P

- Molly Nye 1995-98
- Viola Odebrecht 2005
- Alexandra Osorio 1995-98
- Christy Peacock 1998-01
- Holly Peltzer** 2004-05
- Kelley Poole 1996
- Jessica Poppel 1999
- Minna Pyykko 2005

Jez Ratliff
2001-04



Q-R

- Toby Ranck** 2003-05
- Jez Ratliff 2001-04
- Armani Rice 2004
- Teresa Rivera 2002-05
- Jenni Roberts 1995
- Kelly Robinson 1999
- Sarah Rosseau 2003-05
- Kelly Rowland** 2003-05

Cindy Schofield
1999-02



S

- Melissa Samokishyn** 2004-05
- Katrin Schmidt** 2005
- Julia Schnugg 2003-04
- Cindy Schofield 1999-02
- Erica Schuler 1995
- Nicole Sedgwick 1996-97
- Jenni Sharpe 1995
- Sally Shelgren 1997-98
- Ceci Shell 2005
- Jordan Sims 1998
- Sage Sizemore** 2004-05
- Shannon Smith 1995
- Shannon Stoutamire 1995
- Jacki Stradtman 1995
- Collette Swensen** 2003-05
- Autumn Swofford 1996

Amber Tollefson
2000-03



T-U-V

- Katie Talley 1999-02
- Amber Tollefson 2000-03
- Justina Torres 1996-97
- India Trotter** 2003-05
- Jessica Vaccaro 2005
- Kirstin van de Ven** 2005
- Erin Vester 1995

Rachel Watkin
1997-00



W-X-Y-Z

- Sarah Wagenfuhr** 2005
- Janna Walkup 1995-98
- Rachael Watkin 1997-00
- Mami Yamaguchi** 2005
- Jennifer Yocca 1995-96
- Kerry York 2001-03

Bold = returning player.



NCAA Tournament Box Scores

2000

#14 FLORIDA STATE 4
JACKSONVILLE 1
 Nov. 8, 2000, Tallahassee, FL
ATTENDANCE: 867

Goals by period	1	2	Tot
Jacksonville	0	1	1
Florida State	0	4	4

SCORING SUMMARY

1 49:20 FSU Amber Tollefson (April Murphy; Emma Breland)
 2 54:33 FSU Emma Breland (Rachael Watkin)
 3 71:20 FSU Kristin Boyce (unassisted)
 4 71:42 JU Erika Chapman (unassisted)
 5 82:29 FSU Cindy Schofield (Emma Breland)
Shots: Jacksonville 7, Florida State 20
Saves: Jacksonville 9 (Melissa Cancio 9), Florida State 5 (Sarah Crawford 5)
NOTES: Florida State records first-ever NCAA Tournament win.

#14 FLORIDA STATE 2
#11 FLORIDA 1
 Nov. 12, 2000, Gainesville, FL
ATTENDANCE: 1,763

Goals by period	1	2	Tot
Florida State	1	1	2
Florida	1	0	1

SCORING SUMMARY

1 4:55 FSU Rachael Watkin (Cindy Schofield; Summer Corum)
 2 6:29 UF Robin Fulton (unassisted)
 3 47:55 FSU Summer Corum (Marte Vik Edvardsen)
Shots: Florida State 8, Florida 16
Saves: Florida State 6 (Sarah Crawford 6), Florida 2 (Jordan Kellgren 2; TEAM 1)
NOTES: Seminoles advance to first ever Sweet 16 with second win of the year against UF.



#5 CLEMSON 2
#14 FLORIDA STATE 0
 Nov. 17, 2000, Clemson, SC
ATTENDANCE: 1,361

Goals by period	1	2	Tot
Florida State	0	0	0
Clemson	1	1	2

SCORING SUMMARY

1 39:11 CU Tatum Clowney (Julie Augustyniak)
 2 63:48 CU Allison Mitchell (Heather Beem; Leigh Clark)
Shots: Florida State 2, Clemson 21
Saves: Florida State 9 (Sarah Crawford 9), Clemson 2 (Katie Carson 2)
NOTES: Season ends in Sweet 16 in FSU's first-ever NCAA Tournament appearance.

2001

#16 FLORIDA STATE 1
AUBURN 0
 Nov. 16, 2001, Clemson, SC
ATTENDANCE: 720

Goals by period	1	2	Tot
Auburn	0	0	0
Florida State	0	1	1

SCORING SUMMARY

1 58:01 FSU Camie Bybee (10) (Jez Ratliff; Maren Vik Edvardsen)
Shots: Auburn 9, Florida State 13
Saves: Auburn 5 (Megan Rivera 4; TEAM 1), Florida State 2 (Kerry York 2)
NOTES: FSU wins opening round NCAA Tournament game for second straight year.

#18 CLEMSON 1
#16 FLORIDA STATE 0
 Nov. 18, 2001, Clemson, SC
ATTENDANCE: 986

Goals by period	1	2	Tot
Florida State	0	0	0
Clemson	0	1	1

SCORING SUMMARY

1 75:24 CU Paige Ledford (10) (Lindsay Browne)
Shots: Florida State 11, Clemson 8
Saves: Florida State 3 (Kerry York 3), Clemson 4 (Katie Carson 2; TEAM 2)
NOTES: Clemson ends FSU's NCAA Tournament run for the second year in a row.

2002

#21 FLORIDA STATE 2
OLE MISS 0
 Nov. 15, 2002, Tallahassee, FL
ATTENDANCE: 972

Goals by period	1	2	Tot
Ole Miss	0	0	0
Florida State	1	1	2

SCORING SUMMARY

1 41:26 FSU Cindy Schofield (Penalty kick)
 2 71:40 FSU Jez Ratliff (6) (Cindy Schofield)
Shots: OLE MISS 16, FSU 12
Saves: OLE MISS 4 (Brittany Gillespie 4), FSU 5 (Kerry York 5)
Records: FSU (12-6-3), Ole Miss (13-5-2)
NOTES: Seminoles remain undefeated in NCAA Tournament openers at 3-0.

#21 FLORIDA STATE 2
AUBURN 1
 Nov. 17, 2002, Tallahassee, FL

ATTENDANCE: 685

Goals by period	1	2	Tot
AUBURN	0	1	1
FSU	1	1	2

SCORING SUMMARY

1 18:14 FS Camie Bybee (5) (Cindy Schofield)
 2 63:34 AUB Christina Culver (9) (Sarah Steinmann)
 3 86:19 FS Cindy Schofield (15) (Jenny Garcia; Leah Gallegos)
Shots: AUBURN 3, FSU 10
Saves: AUBURN 6 (Rivera, Megan 5; TEAM 1), FSU 1 (Kerry York 1)
Records: FSU (13-6-3), Auburn (15-5-2)
NOTES: FSU advances to second Sweet 16 in the last three seasons.

#4 UCONN 1
#21 FLORIDA STATE 0
 Nov. 24, 2002, Storrs, CT
ATTENDANCE: 1,199

Goals by period	1	2	Tot
FSU	0	0	0
CONN	1	0	1

SCORING SUMMARY

1 1:10 UConn Brittany Barakat (11) (Jennifer Sullivan)
Shots: FSU 10, UCONN 8
Saves: FSU 2 (Kerry York 1; Team 1), UCONN 6 (Maria Yatrakis 5; TEAM 1)
Records: FSU (13-7-3), UConn (21-2-1)
NOTES: Seminoles held without a goal for the first time in 22 matches.

2003

DARTMOUTH 0
#6 FLORIDA STATE 5
 Nov. 14, 2003 at Tallahassee, FL
ATTENDANCE: 1,003

Goals by period	1	2	Tot
Dartmouth	0	0	0
Florida State	1	4	5

SCORING SUMMARY

1 9:36 FSU Julia Schnugg (6) (Teresa Rivera; Leah Gallegos)
 2 63:19 FSU Camie Bybee (7) (unassisted)
 3 71:05 FSU India Trotter (2) (Leah Gallegos)
 4 74:32 FSU Camie Bybee (8) (Jez Ratliff)
 5 76:53 FSU Rachel McDowell (1) (Jez Ratliff; Amber Tollefson)
Shots: Dartmouth 9, Florida State 18
Saves: Dartmouth 4 (Marbarger, Anne 4), Florida State 4 (Joy McKenzie 4)
Records: Dartmouth (9-6-2) vs. Florida State (14-7-1)
NOTES: The five goals were the most ever scored by FSU in an NCAA Tournament game.

#16 AUBURN 1
#6 FLORIDA STATE 2
 Nov. 16, 2003 at Tallahassee, FL
ATTENDANCE: 1,006

Goals by period	1	2	OT	O2	Tot
Auburn	1	0	0	0	1
Florida State	0	1	0	1	2

SCORING SUMMARY

1 29:08 AUB Steinmann, Sarah (12) (Evans, Kellie; Giblin, Lindsay)
 2 45:34 FSU Amber Tollefson (4) (India Trotter)
 3 101:04 FSU Leah Gallegos (17) (Amber Tollefson)
Shots: Auburn 12, Florida State 18
Saves: Auburn 5 (Rivera, Megan 5), Florida State 3 (Joy McKenzie 3)
Record: Auburn (14-4-3) vs. Florida State (15-7-1)
NOTES: Gallegos' golden goal is the first ever for FSU in the NCAA Tournament and ties Gallegos with Cindy Schofield for the single season record (17).



Florida State University THE RECORD BOOK

#6 FLORIDA STATE 3
#9 WEST VIRGINIA 2
Nov. 23, 2003 at Morgantown, WV
ATTENDANCE: 847

Goals by period	1	2	OT	O2	Tot
Florida State	2	0	0	1	3
West Virginia	0	2	0	0	2

SCORING SUMMARY

- 1 13:48 FSU Kelly Rowland (5) (Rachel McDowell; Jez Ratliff)
- 2 21:30 FSU Katie Beal Penalty kick
- 3 46:32 WVU Zanti, Lisa (5) (Stoia, Lisa)
- 4 87:21 WVU Barden, Leslie (6) (Weimer, Ashley)
- 5 109:39 FSU Leah Gallegos (18) (Katie Beal; Jez Ratliff)

Shots: Florida State 20, West Virginia 20
Saves: Florida State 4 (Joy McKenzie 4), West Virginia 8 (Bannerman 8)

Record: Florida State (16-7-1) vs. West Virginia (17-4-2)
NOTES: Gallegos' second straight golden goal sends FSU to its first ever Elite Eight.

#6 FLORIDA STATE 2
#7 FLORIDA 1
Nov. 28, 2003 at Gainesville, FL
ATTENDANCE: 3,432

Goals by period	1	2	Tot
Florida State	0	2	2
Florida	0	1	1

SCORING SUMMARY

- 1 56:11 FSU Kelly Rowland (6) (Katie Beal)
- 2 68:18 FSU Jez Ratliff (5) (Amber Tollefson)
- 3 87:09 UF Megan McMillan (4) (Melanie Booth)

Shots: Florida State 14, Florida 8
Saves: Florida State 2 (Joy McKenzie 2), Florida 5 (Brittini Goodwin 5)

Records: Florida State (17-7-1) vs. Florida (19-4-2)
NOTES: FSU wins its fourth game against UF in the last six meetings and advances to the school's first ever College Cup.

#18 UCONN 2
#6 FLORIDA STATE 0
Dec. 5, 2003 at the College Cup
ATTENDANCE: 8,267

Goals by period	1	2	Tot
UCONN	0	2	2
Florida State	0	0	0

SCORING SUMMARY

- 1 62:03 UConn Kristen Graczyk (19) (Jessica Gjertsen)
- 2 81:53 UConn Kristen Graczyk (20) (Jessica Gjertsen; Kathleen Frank)

Shots: UCONN 13, Florida State 20
Saves: UCONN 5 (Erin Rice 4; Team 1), Florida State 2 (Joy McKenzie 2)

Records: UCONN (15-5-3) vs. Florida State (17-8-1)
NOTES: UConn ends FSU's season for the second straight year and is the first team other than UNC to beat FSU in a month.

2004

BOSTON COLLEGE 0
#17 FLORIDA STATE 0
Nov. 12, 2004 at NCAA Tournament
ATTENDANCE: 822

Goals by period	1	2	OT	O2	Tot
Boston College	0	0	0	0	0
Florida State	0	0	0	0	0

Shots: BC 12, FSU 10
Saves: BC 2 (TAYLOR, Kate 2), FSU 5 (Joy McKenzie 5)
NOTES: BC advances in a shootout



2005

FAU 0
#7 FLORIDA STATE 3
Nov 11 at Gainesville, FL

Goals by period	1	2	Tot
FAU	0	0	0
Florida State	1	2	3

SCORING SUMMARY

- 1 43:01 FS India Trotter (Katrin Schmidt; Colette Swensen) - 4-yd open net
- 2 85:51 FS Holly Peltzer (Melissa Samokishyn) - 5-yds
- 3 89:31 FS India Trotter (Viola Odebrecht) - 15-yds

Shots: FAU 6, Florida State 10
Saves: FAU 2 (COYNE, Megan 2), Florida State 0

NOTES: NCAA Tournament Opening Round

ILLINOIS 1
#7 FLORIDA STATE 2
Nov 13 at Gainesville, FL

Goals by period	1	2	Tot
Illinois	0	1	1
Florida State	1	1	2

SCORING SUMMARY

- 1 29:21 FS Sel Kuralay (Kelly Rowland) - 25 yds strike
- 2 63:56 FS India Trotter (unassisted) - 5 yd strike
- 3 75:43 ILL Masar, Ella (Redmond, Laura) - 5 yd strike

Shots: Illinois 8, Florida State 20
Saves: Illinois 4 (Frank, Rachel 4), Florida State 5 (Ali Mims 5)

NOTES: NCAA Tournament Second Round

#6 CALIFORNIA 1
#11 FLORIDA STATE 2
Nov 20 at Tallahassee, FL

Goals by period	1	2	Tot
California	0	1	1
Florida State	0	2	2

SCORING SUMMARY

- 1 49:48 FS Kelly Rowland (3) (unassisted) - Long shot from sideline on right side
- 2 85:23 FS India Trotter (12) (Sel Kuralay) - Kuralay finds Trotter top box she spins in alone
- 3 89:23 CA Ratican, Katie (3) (Hamm, Tracy; Kanu, Nkechi) - 10 and 28 feed 7 in alone right side.

Shots: California 11, Florida State 8
Saves: California 3 (Sulprizio, Ashley 3), Florida State 6 (Ali Mims 6)

NOTES: NCAA Tournament Round of 16. FSU advances to the quarterfinals for the second time in three years. India Trotter because all-time leading goal scorer in NCAA play for the Seminoles

#7 FLORIDA STATE 1
#2 NORTH CAROLINA 1
Nov 25 at Chapel Hill, NC

Goals by period	1	2	OT	O2	Tot
Florida State	1	0	0	0	1
North Carolina	0	1	0	0	1

SCORING SUMMARY

- 1 8:25 FS India Trotter (13) (unassisted) - breakaway, lower left corner
- 2 56:26 NC Kendall Fletcher (5) (Lindsay Tarpley; Heather O'Reilly) - header off ping-pong ball in box

Shots: Florida State 7, North Carolina 31
Saves: Florida State 18 (Ali Mims 13; Team 5), North Carolina 2 (Anna Rodenbough 2)

NOTES: NCAA Tournament Quarterfinals. FSU advances to College Cup on penalty kicks 5-4

7 FLORIDA STATE 0
#4 UCLA 4
Dec 2 at College Station, TX

Goals by period	1	2	Tot
Florida State	0	0	0
UCLA	2	2	4

SCORING SUMMARY

- 1 38:08 UCLA DiMartino, Christina (4) (unassisted) - deflected shot in box - from right side
- 2 42:49 UCLA Adams, Danesha (21) (Mora, Iris) - served into box, header with back to goal
- 3 58:35 UCLA DiMartino, Christina (5) (Zerboni, McCall) - bending shot across frame into right side
- 4 77:44 UCLA Lang, Kara (17) (Kron, Stephanie) - one time shot off cross from 8 yards out

Shots: Florida State 9, UCLA 20
Saves: Florida State 3 (Ali Mims 3), UCLA 2 (Henderson, Valerie 2)

NOTES: NCAA Division I Women's Soccer Championships Semifinal. FSU's second College Cup appearance in last three seasons.