

# FLORIDA STATE

## 2008 SEASON IN REVIEW



### SEMINOLE QUICK HITS

\* Florida State closed out the season at 17-3-3 reaching the 17-win plateau for the fourth straight season and for the fifth time in the last six years. The .804 winning percentage was the second highest recorded in school history trailing only the 2005 season when the Seminoles went 20-4-1 (.820) in Mark Krikorian's first year as head coach. The three losses were the fewest recorded in the 14-year history of the program.

\* The Seminoles finished the ACC regular season with a record of 8-1-1 - the highest winning percentage in school history. The eight league wins tied a school record previously set in 2005 when the Seminoles finished tied for second place in the ACC with a record of 8-2-0. FSU finished no lower than third place in the league standings for the sixth consecutive season.

\* Florida State returned to the NCAA Tournament for the ninth consecutive season in 2008. Not too bad for a program that has been in existence for only 14 seasons. After not reaching the postseason in its first five years, the Seminoles are now just one of 11 schools at the Division I level that has registered nine consecutive tournament appearances. Of those 11 schools, four are from the ACC (Florida State, North Carolina, Virginia and Wake Forest).

#### Consecutive Postseason Appearances

North Carolina.....	27	UCLA.....	12
Notre Dame.....	16	Stanford.....	11
Virginia.....	15	<b>Florida State.....</b>	<b>9</b>
Penn State/Texas A&M.....	14	Portland/West Virginia.....	9
Wake Forest.....	13		

\* Florida State sits 24-8-2 all-time in the NCAA Tournament, good for a .735 winning percentage. It is the fifth-best winning percentage among teams that have played 10 or more postseason games. In just nine appearances in the NCAA Tournament, FSU has 24 wins which ranks the eighth most in NCAA history.

\* FSU posted impressive numbers both offensively and defensively in 2008. Offensively, the Seminoles tallied the second highest point total in school history with 194 points on 64 goals and 66 assists. It marked the second most assists and third most goals in the 14-year history of the program. On the defensive side, Florida State recorded the lowest goals against average (0.63) and fewest goals allowed (15) in school history. The 14 shutouts tied the school record set previously in 2006.

\* Florida State's third round game against Boston College in the NCAA Tournament marked game No. 100 for Mark Krikorian as head coach of the Florida State women's soccer program. In just four seasons, Krikorian is already the winningest coach in Seminole history, in terms of winning percentage, posting an all-time record of 73-17-11, good for an overall percentage of .777.

\* With 11 goals in 2008, Tiffany McCarty became just the fourth freshmen in Florida State history to reach the double-digit mark in goals scored during her first season in Tallahassee. It marked the second time in school history that a freshman student-athlete at Florida State reached double-digit goals in back-to-back seasons. Emma Breland (12) and Camie Bybee (10) performed the feat in 2000 and 2001, respectively. Sanna Talonen (18) and Tiffany McCarty (11) joined the illustrious group after such performances in 2007 and 2008, respectively.

### 2008 RESULTS

AUG 25	UCF.....	W, 5-0
AUG 29	at Penn State.....	W, 4-1
AUG 31	vs. Connecticut*.....	W, 3-0
(Penn State Tournament - State College, Pa.*)		
SEPT 5	Florida International.....	W, 5-0
SEPT 7	Florida.....	L, 0-1
SEPT 12	at Auburn.....	W, 3-0
SEPT 14	vs. South Carolina**.....	(2ot) T, 3-3
(Auburn Tournament - Auburn, Ala.**)		
SEPT 21	Florida Gulf Coast.....	W, 4-0
SEPT 25	Virginia.....	L, 0-1
SEPT 28	Virginia Tech.....	W, 3-1
OCT 2	at Maryland.....	(ot) W, 1-0
OCT 5	at Boston College.....	W, 1-0
OCT 12	at Miami.....	W, 2-0
OCT 16	Wake Forest.....	W, 5-0
OCT 19	Duke.....	W, 5-2
OCT 23	Clemson.....	W, 4-0
OCT 30	at North Carolina.....	(2ot) T, 2-2
NOV 2	at NC State.....	W, 5-2
ACC Tournament - Cary, N.C. - WakeMed Soccer Park		
NOV 5	vs. Virginia Tech.....	(2ot) T, 0-0
(Virginia Tech advances 4-2 pks)		
NCAA Tournament		
NOV 14	vs. Mississippi Valley St.^.....	W, 7-0
(at Auburn, Ala.)		
NOV 16	at Auburn.....	W, 1-0
NOV 22	Boston College.....	W, 1-0
NOV 28	at Notre Dame.....	L, 0-2

**bold denotes home match**

### 2008 STAT LEADERS

<b>Points</b>	
Sanna Talonen.....	36 (16G, 4A)
Tiffany McCarty.....	28 (11G, 6A)
Lauren Switzer.....	19 (5G, 9A)
Sarah Wagenfuhr.....	16 (4G, 8A)
Amanda DaCosta.....	14 (4G, 6A)
<b>Goals</b>	
Sanna Talonen.....	16
Tiffany McCarty.....	11
Lauren Switzer.....	5
Five players tied with 4	
<b>Assists</b>	
Lauren Switzer.....	9
Sarah Wagenfuhr.....	8
Amanda DaCosta.....	6
Rachel Lim.....	6
Tiffany McCarty.....	6
Jessica Price.....	6
Casey Short.....	6
<b>Game-Winning Goals</b>	
Sanna Talonen.....	6
Amanda DaCosta.....	2
Tori Huster.....	2
Tiffany McCarty.....	2
<b>Game-Winning Goals</b>	
Amanda DaCosta.....	4
Casey Short.....	3
Sarah Wagenfuhr.....	3
<b>Goals Against Average</b>	
Kate Milstead.....	0.68
<b>Saves</b>	
Kate Milstead.....	74
Kimmy Diaz.....	2

# FLORIDA STATE

## 2008 SEASON IN REVIEW

### HONORS & AWARDS

#### MAC Hermann Trophy

- Sanna Talonen..... Semifinalist
- Amanda DaCosta..... Watch List
- Becky Edwards..... Watch List

#### Soccer Buzz Player of the Year

- Sanna Talonen..... Finalist
- Amanda DaCosta..... Finalist

#### Soccer Buzz Freshman of the Year

- Tiffany McCarty..... Finalist

#### NSCAA All-Americans

- Amanda DaCosta..... First Team
- Becky Edwards..... First Team
- Sanna Talonen..... Second Team
- Sarah Wagenfuhr..... Second Team

#### Soccer Buzz All-Americans

- Amanda DaCosta..... First Team
- Sanna Talonen..... First Team
- Sarah Wagenfuhr..... Second Team

#### Soccer America MVP

- Sanna Talonen..... First Team
- Amanda DaCosta..... Second Team

#### Soccer Buzz Freshman All-American

- Tiffany McCarty..... First Team
- Tori Huster..... Third Team

#### Soccer America Freshman All-American

- Tiffany McCarty..... First Team
- Casey Short..... Second Team

#### NSCAA All Southeast Region

- Amanda DaCosta..... First Team
- Becky Edwards..... First Team
- Sanna Talonen..... First Team
- Sarah Wagenfuhr..... First Team
- Tiffany McCarty..... Second Team

#### Soccer Buzz All Southeast Region

- Tiffany McCarty..... Freshman of the Year
- Amanda DaCosta..... First Team
- Becky Edwards..... First Team
- Sanna Talonen..... First Team
- Sarah Wagenfuhr..... First Team
- Tiffany McCarty..... First Team
- Tori Huster..... First Team Freshman
- Tiffany McCarty..... First Team Freshman
- Casey Short..... First Team Freshman
- Ella Stephan..... First Team Freshman

#### Soccer America Preseason All-Americans

- Becky Edwards..... First Team
- Sanna Talonen..... Second Team

#### Soccer Buzz Preseason Accolades

- Amanda DaCosta..... All-American
- Becky Edwards..... All-American

#### NSCAA Scholar All-American

- Becky Edwards..... First Team

#### Academic All-District Accolades

- Becky Edwards..... First Team - NSCAA;
- ..... Second Team - CoSIDA
- Sanna Talonen..... Second Team - CoSIDA
- Marissa Kazbour..... Third Team - CoSIDA
- Katrin Schmidt..... Third Team - CoSIDA, NSCAA
- Lauren Switzer..... Third Team - CoSIDA

#### ACC Freshman of the Year

- Tiffany McCarty

#### All-ACC Accolades

- Amanda DaCosta..... First Team
- Sanna Talonen..... First Team
- Sarah Wagenfuhr..... First Team
- Becky Edwards..... Second Team
- Tori Huster..... All-Freshman Team
- Tiffany McCarty..... All-Freshman Team
- Casey Short..... All-Freshman Team


#### ACC Player of the Week

- Sanna Talonen..... Oct. 21 & Nov. 4

NSCAA - Nat'l Soccer Coaches Assoc. of America

### SEMINOLE ALL-AMERICANS

Add another program first for the Florida State women's soccer team as four student-athletes earned All-America accolades as announced by the NSCAA. Sophomore Amanda DaCosta and junior Becky Edwards earned first team honors, while senior Sarah Wagenfuhr and sophomore Sanna Talonen were named to the second team. Florida State and North Carolina led all schools nationally with four All-America selections each. The four Seminole honorees marked the most in one season in school history. It surpassed the previous record of three set in 2006 with Kelly Rowland (1st), India Trotter (1st) and Selin Kuralay (2nd) all receiving previous courtesy of the NSCAA. Along with being named to the All-American team, all four individuals earned a spot on the NSCAA/adidas All-Southeast Region first team. Freshman Tiffany McCarty was also honored grabbing a spot on the All-Southeast Regional second team.



### MCCARTY NAMED ACC FRESHMAN OF THE YEAR


For the first time in school history, a Seminole claimed the league's top freshman award as Tiffany McCarty was named ACC Freshman of the Year. McCarty finished the season leading all first-year student-athletes in the ACC in goals, goals per game, shots, shots per game, points and points per game. She closed out her first season at FSU leading the team in shots (73) and shots on goal (39), while ranking second in points (28) and goals (11) and tied for third with six assists. The Laurel, Md., native made 20 starts on the year and was one of three freshmen on the squad to appear in all 23 matches. She tallied four multi-point performances in 2008 and finished second on the team with three multi-goal games.

### ALL-ACC SEMINOLES

Florida State placed a combined seven student-athletes on the All-ACC teams in 2008. The seven Seminoles receiving All-ACC honors set the school record eclipsing the previous mark of six established back in 2005. That year Florida State was honored with three first-team All-ACC honorees and three All-Freshman award winners. This year FSU landed three first team selections including sophomores Amanda DaCosta and Sanna Talonen and senior Sarah Wagenfuhr, while junior Becky Edwards received second team All-ACC honors. A trio of first year student-athletes were honored as Tiffany McCarty, Tori Huster and Casey Short all earned a spot on the All-Freshman team. This marks the third time in the last four years that Florida State has landed three players on the All-ACC first team, while the three All-Freshman award winners ties a school record set twice before in 2001 and 2005.

### FIFA YOUTH WORLD CUP

The United States captured the gold medal at the FIFA U-20 Women's World Cup in Chile with a 2-1 victory over Korea DPR. Becky Edwards earned a spot on the final roster of the United States U-20 team and was one of 18 players that represented the U.S. in Chile. The Seminole junior played all 90 minutes in the gold medal match while finding herself in the starting lineup for the U.S. in five of the six games played in South America. The medal marked the third for Edwards in international competition over the last two years. Also in 2008, she captured a silver medal at the CONCACAF Qualifier in Mexico, while earning her second silver medal with the U.S. at the 2007 Pan-Am Games. Sophomore Erin McNulty red-shirted the 2008 season as she competed with the U-20 Canadian National Team in preparation for the World Cup. McNulty started all three games in goal for Canada in Chile. She earned a gold medal with Canada in 2008 leading the Canadians to a victory over the U.S. at the CONCACAF Qualifier.



### SHARIN' IN THE SCORIN'

Sixteen different Seminoles contributed with at least one point in 2008, while 14 Seminoles scored at least one goal. The 2008 season concluded with 10 different Seminoles registering double-digit points, the most in a single-season in school history. The mark surpassed the previous record of eight double-digit scorers set twice before in 2003 and 2007. In 23 games, the Seminoles recorded 11 multi-goal performances by six different players, while 13 players tallied at least one multi-point performance. Sophomore Sanna Talonen led all Seminole players with six multi-point performances in 2008. Here's a look at how the 2008 top scorers compare to those in 2003 and 2007:


2008 Season	2007 Season	2003 Season
Sanna Talonen.....36	Mami Yamaguchi.....63	Leah Gallegos.....39
<b>Tiffany McCarty.....28</b>	<b>Sanna Talonen.....39</b>	Camie Bybee.....22
Lauren Switzer.....19	Kirsten van de Ven.....18	<b>Julia Schnugg.....22</b>
Sarah Wagenfuhr.....16	<b>Amanda DaCosta.....18</b>	Katie Beal.....19
Amanda DaCosta.....14	Erika Sutton.....13	Amber Tollefson.....19
<b>Tori Huster.....13</b>	Katrin Schmidt.....12	Jez Ratliff.....17
Rachel Lim.....12	<b>Rachel Lim.....11</b>	<b>Kelly Rowland.....16</b>
<b>Jessica Price.....12</b>	Marissa Kazbour.....11	India Trotter.....10
Marissa Kazbour.....11		
Casey Short.....10		

\* Bold denotes student-athlete competing during freshman season\*

# FLORIDA STATE



## 2008 SEASON IN REVIEW



### WHAT A YEAR FOR WAGS

Captain Sarah Wagenfuhr closed out her senior campaign with one of her finest seasons in a Seminole uniform. She finished the year tallying 16 points on four goals and eight assists. Fifteen of those points came in the final 12 games of the regular season, surpassing her previous career point total of eight from her first three seasons combined. Thirteen of her career-high 16 points came in league play which tied for the third most points recorded in a single season in ACC play at Florida State. Following a move to the backline where she started the last 16 games, Wagenfuhr tallied a season-high two shots against Florida Gulf Coast and then a season-high three points, on a goal and an assist against Virginia Tech. The Colorado Springs, Colo., native set a new career-high in points after tallying her first career multi-goal game posting a career-high two goals against NC State. At one point in the season, Wagenfuhr registered a point in five straight games including nine points

overall (2 goals, 5 assists). She tallied an assist in five consecutive ACC games setting the single-season school record for assists in league play.

### GOAL-A-PALOOZA

The Seminole offense erupted for five goals in back-to-back victories over nationally ranked Wake Forest and Duke in Tallahassee on October 16 and 19, respectively. It marked the first time in school history that Florida State posted consecutive games of five or more goals against league opponents. Before that stretch of 10 goals in two games, Florida State scored five goals in a game once that came in a 5-1 victory over NC State on October 18, 2002 in Raleigh. It marked the second straight game that FSU scored five goals against Wake Forest as the Seminoles defeated the Deacs 5-2 in the semifinals of the 2007 ACC Tournament in Lake Buena Vista, Fla. The five goals against Duke were the most scored against the Blue Devils in the series. The Seminoles then ended the regular season with five unanswered goals to cap a come-from-behind victory over the Wolfpack. Florida State posted five plus goals in consecutive games just four times in 14 seasons. The Seminoles finished the season scoring five or more goals, six times in 2008.

### HUSTER CLIPS BOSTON COLLEGE...AGAIN

Twice in 2008, it was a goal by Florida State freshman Tori Huster that was the difference maker in a pair of 1-0 victories over Boston College. The first goal by the Cincinnati, Ohio, native came on October 5 when Huster scored the only goal of the game on a header in the 39th minute. In FSU's third round game of the NCAA Tournament, Huster once again came through in the clutch redirecting a loose ball off her body from about four yards out to give the Seminoles the one-goal victory. Both goals came off an assist from senior captain Sarah Wagenfuhr as two of her three game-winning assists came in wins over BC. Of the four goals scored by Huster in her first season at Florida State, two came against the Eagles.

### SEMINOLE ROAD TRIP

Following a loss to Notre Dame in the quarterfinals of the NCAA Tournament, Florida State's school record road unbeaten streak came to an end at 12 games (9-0-3) in 2008. The previous record of nine was set over two seasons from 2004 to 2005. In 2008, FSU won its first three games defeating Penn State, Connecticut and Auburn before playing to a 3-3 tie against South Carolina. The Seminoles began the season with three consecutive road victories and matched that mark with three shutout victories on the road in the ACC. With a win over Miami on October 12, FSU put together three consecutive road victories for the fifth time in school history. The Seminoles outscored the opposition 32-10 on the road in 2008 collecting eight shutouts.

### ON THE ROAD IN THE ACC

The road was kind to the Seminoles in 2008 posting a record of 9-1-3 with victories over three ranked opponents (Penn State, Connecticut and Boston College). In ACC play since 2004, Florida State is 14-5-5 away from Tallahassee posting an impressive .688 winning percentage. Thanks to a 5-2 come-from-behind victory over NC State to close out the regular season, FSU set the school record for the most road victories in the ACC with four. The previous record of three was set twice in 2005 and 2006. It took just one week for FSU to match its road win total in the ACC from 2007 following a pair of 1-0 victories at Maryland and Boston College. The Seminoles went 2-1-2 on the road in the ACC a season ago, while collecting at least two road victories in the league every year since 2004.

### SANNA THE ROAD WARRIOR

Sanna Talonen made her 2008 debut in FSU's 3-0 victory over Connecticut. The sophomore forward was not on the sidelines in the Seminoles' season opener against UCF as Talonen was playing in a pair of matches with the Finnish National Team. She returned in time for the second game of the season against Penn State but severe jet lag kept the 2007 Soccer America Freshman of the Year out of the game. She made her first appearance of the season against the Huskies entering the game in the 29th minute. Talonen started the second half and made an immediate impact scoring the first two Seminole goals. She broke a scoreless tie in the 49th minute and added her second with 63:32 on the clock. Talonen thrived against Connecticut in her career. In two games, the Tampere, Finland, native recorded five career goals including a hat trick in the 2007 NCAA Tournament quarterfinals. Since arriving in Tallahassee in the fall of 2007, Talonen has been a consistent scorer for the Seminoles on the road accumulating 32 career points. In 2007, Talonen tallied three goals and three assists, while 11 of her 16 goals in 2008 came away from home.

### 2008 NCAA STAT LEADERS

#### INDIVIDUAL RANKINGS

**Points Per Game** ..... Leader - 2.94  
22) Sanna Talonen..... 1.71

**Goals Per Game** ..... Leader - 1.063  
14) Sanna Talonen..... 0.762

**Goals Against Average**..... Leader - 0.247  
27) Kate Milstead ..... 0.678

#### TEAM RANKINGS

**Scoring Offense**..... Leader - 3.22  
8) Florida State..... 2.78

**Goals Against Average**..... Leader - 0.233  
18) Florida State..... 0.632

**Shutout Percentage** ..... Leader - 0.760  
9) Florida State..... 0.609

**Save Percentage** ..... Leader - 0.936  
35) Florida State..... 0.844

### 2008 ACC STAT LEADERS

#### INDIVIDUAL RANKINGS

**Points Per Game** ..... Leader - 2.07  
2) Sanna Talonen..... 1.71  
t7) Tiffany McCarty..... 1.22

**Goals Per Game** ..... Leader - 0.89  
2) Sanna Talonen..... 0.76  
t7) Tiffany McCarty..... 0.48

**Assists Per Game** ..... Leader - 0.61  
t5) Lauren Switzer..... 0.39  
7) Sarah Wagenfuhr..... 0.35

**Shots Per Game**..... Leader - 5.21  
t3) Tiffany McCarty..... 3.17

**Game-Winning Goals** ..... Leader - 7  
t2) Sanna Talonen..... 6

**Shutouts Per Game** ..... Leader - 0.50  
3) Kate Milstead ..... 0.43

**Goals Against Average**..... Leader - 0.49  
3) Kate Milstead ..... 0.68

**Save Percentage** ..... Leader - 0.851  
3) Kate Milstead ..... 0.831

**Saves Per Game** ..... Leader - 5.47  
6) Kate Milstead ..... 3.22

#### TEAM RANKINGS

**Points Per Game** ..... Leader - 9.64  
2) Florida State..... 8.43

**Goals Per Game** ..... Leader - 3.18  
2) Florida State..... 2.78

**Assists Per Game** ..... Leader - 3.29  
2) Florida State..... 2.87

**Shots Per Game**..... Leader - 21.32  
2) Florida State..... 20.48

**Goals Allowed**..... Leader - 15  
1) Florida State..... 15

**Goal Against Average** ..... Leader - 0.56  
2) Florida State..... 0.63

**Shutouts**..... Leader - 17  
2) Florida State..... 14

# FLORIDA STATE

## 2008 SEASON IN REVIEW

### MISCELLANEOUS STATS

#### GOALS BY PERIOD - Goal For/Goal Against

First.....	28-8
Second.....	35-7
OT.....	1-0
2OT.....	0-0
Total.....	64-15

#### GOALS DIFFERENTIAL - W/L RECORD

Even.....	0-0-3
1-Goal.....	4-2-0
2-Goals.....	2-1-0
3-Goals.....	5-0-0
4-Goals.....	6-0-0
Total.....	17-3-3

#### MULTI-GOAL PERFORMANCE

Amanda DaCosta.....	2 vs. UCF, 8/25
Marissa Kazbour.....	2 vs. Wake Forest, 10/16
Casey Short.....	2 vs. UCF, 8/25
Tiffany McCarty.....	2 vs. Penn State, 8/29
	2 vs. South Carolina, 9/14
	2 vs. Duke, 10/19
Sanna Talonen.....	2 vs. Connecticut, 8/31
	2 vs. Auburn, 9/12
	2 vs. North Carolina, 10/30
	2 vs. Mississippi Valley State, 11/14
Sarah Wagenfuhr.....	2 vs. NC State, 11/2

#### MULTI-POINT PERFORMANCE

Amanda DaCosta.....	2G vs. UCF, 8/25
	1G, 1A vs. Auburn, 9/12
Becky Edwards.....	1G, 1A vs. Wake Forest, 10/16
Tori Huster.....	1G, 1A vs. FIU, 9/5
	1G, 1A vs. FGCU, 9/21
Marissa Kazbour.....	2G vs. Wake Forest, 10/16
Julie Lantos.....	1G, 1A vs. Miss. Valley St., 11/14
Rachel Lim.....	2A vs. Wake Forest, 10/16
Tiffany McCarty.....	2G, 1A vs. Penn State, 8/29
	2G vs. South Carolina, 9/14
	2G, 1A vs. Duke, 10/19
	1G, 2A vs. NC State, 11/2
Toni Pressley.....	1G, 1A vs. Miss. Valley St., 11/14
Jessica Price.....	1G, 1A vs. Penn State, 8/29
	2A vs. Mississippi Valley State, 11/14
Casey Short.....	2G vs. UCF, 8/25
Lauren Switzer.....	1G, 2A vs. UCF, 8/25
	1G, 1A vs. FIU, 9/5
	2A vs. Auburn, 9/12
	2A vs. NC State, 11/2
	1G, 1A vs. Mississippi Valley State, 11/14
Sanna Talonen.....	2G vs. Connecticut, 8/31
	2G vs. Auburn, 9/12
	1G, 1A vs. FGCU, 9/21
	1G, 1A vs. Wake Forest, 10/16
	2G vs. North Carolina, 10/30
	2G, 1A vs. Mississippi Valley State, 11/14
Sarah Wagenfuhr.....	2A vs. South Carolina, 9/14
	1G, 1A vs. Virginia Tech, 9/28
	2G vs. NC State, 11/2

### CONFERENCE ASSIST LEADERS

Senior Sarah Wagenfuhr and freshman Casey Short set the single-season school record for assists in ACC play with five in 2008. Wagenfuhr was first to reach the mark tallying her fifth in FSU's 5-0 victory over Wake Forest. At one point in the season, the senior captain tallied an assist in five consecutive games. Short's fifth assist in league play came on FSU's second goal in a 2-2 tie at North Carolina. She closed out the regular season with assists in four of her last six games. Five of her six assists on the year came during league competition.

### TALONEN BECOMES POSTSEASON SCORING LEADER

In 2007, Sanna Talonen tied the school record for points in an NCAA Tournament postseason with 17 during her freshman campaign. Talonen tallied eight goals and one assist to match India Trotter's school record mark set over four seasons (2003-06). Following Florida State's first round postseason match-up against Mississippi Valley State in 2008, the Finnish native became the all-time leading scorer tallying two goals and an assist against the Devilettes. Talonen sits atop the FSU record books for postseason points (22) and goals (10).

### SCHMIDT LEAVES HER MARK

For four seasons, the Seminole defense was anchored on the left wing by a familiar face. So familiar that Katrin Schmidt went on to finish her Florida State career as the all-time leader in starts and appearances with 100 each. Schmidt surpassed India Trotter and Kelly Rowland (95) on the all-time career starts list in the quarterfinals of the ACC Tournament. She then vaulted past Trotter (98) for the most games played in a Seminole uniform in the second round of the 2008 NCAA Tournament. The German native concluded her collegiate career with 84 consecutive starts, second only to Rowland who holds the record for consecutive starts at 87 (8/31/03 - 10/22/06).



### FRESHMAN IMPACT

Seven freshmen combined for 92 starts at Florida State in 2008. Tori Huster led all Seminole freshmen with 22 starts followed by defender Ella Stephan with 21. Stephan also led the freshmen class in minutes played with 1820. McCarty led all freshmen in the ACC in shots, shots per game, points, points per game, goals and goals per game on her way to being named the ACC Freshman of the Year. A trio of freshmen recorded game-winning goals in 2008 including Tori Huster, Tiffany McCarty and Toni Pressley. In fact, the game-winners by the three freshmen came in successive games. Huster's first career game-winning goal came on the road in a 1-0 victory over Boston College. McCarty followed with the game's first goal in a 2-0 win at Miami. Pressley concluded the streak as she broke a scoreless tie in the 32nd minute in FSU's 5-0 win over Wake Forest.

### SEASON OPENING SUCCESS

With five goals against UCF to start the 2008 season, Florida State set the school record for the most goals scored on opening day surpassing the previous mark of four set on three separate occasions (1996, 1998, 2005). The Seminoles received multi-goal performances from Amanda DaCosta and Casey Short who tallied two goals each, while Lauren Switzer added four points on a goal and two assists.


### GREAT START

With four straight victories to open the 2008 campaign, Florida State's 4-0-0 start ranked as the third longest win streak to begin a season. What's most impressive is that the top three win streaks of all time have come under the direction of head coach Mark Krikorian. In his first season, Krikorian led the Seminoles to a school record 7-0 start followed by a start of 6-0 to open 2006. In 2008, Florida State started with four consecutive victories outscoring the opposition 17-1.

### SHORT ON HISTORY

In her first collegiate game, freshman Casey Short tallied two goals in 45 minutes of action helping FSU to a 5-0 victory over UCF to open the 2008 season. Short became just the third Seminole freshman to score a goal on opening day and the first since 1998 when Maren Vik Edvardsen tallied four goals in a 4-2 victory over Furman. Kasey McCall was the first freshman to score a goal on opening day posting a goal and an assist in FSU's 4-1 victory over West Florida in 1996. Here's a look at where Short's performance stacks up all-time among other Seminole freshman on opening day:

- 1) Maren Vik Edvardsen..... 1998 (4G vs. Furman)
  - 2) Casey Short..... 2008 (2G vs. UCF)
  - 3) Kasey McCall..... 1996 (1G, 1A vs. West Fla.)
  - 4) Sanna Talonen..... 2007 (1A vs. Portland)
  - Becky Edwards..... 2006 (1A vs. Portland)
  - Jez Ratliff..... 2001 (1A vs. George Mason)
  - Emma Breland..... 2000 (1A vs. Florida)
- (G denotes goal; A denotes assist)



# FLORIDA STATE

## 2008 FINAL STATS

Overall: 17-3-3; ACC: 8-1-1; Home: 8-2-0; Away: 7-1-1; Neutral: 2-0-2

##	Name	GP-GS	Min	G	A	Pts	Sh	Shot%	SOG	SOG%	YC-RC	GW	PK-ATT
25	Sanna Talonen	21-18	1278	16	4	36	50	.320	29	.580	1-0	6	0-0
14	Tiffany McCarty	23-20	1282	11	6	28	73	.151	39	.534	0-0	2	0-0
8	Lauren Switzer	23-4	1140	5	9	19	25	.200	11	.440	1-0	1	0-0
5	Sarah Wagenfuhr	23-23	1960	4	8	16	19	.211	11	.579	0-0	1	3-3
13	Amanda DaCosta	23-23	1813	4	6	14	43	.093	19	.442	0-0	2	0-0
9	Tori Huster	22-22	1610	4	5	13	34	.118	14	.412	0-0	2	0-0
2	Jessica Price	22-6	924	3	6	12	32	.094	16	.500	0-0	1	0-0
28	Rachel Lim	23-10	910	3	6	12	31	.097	12	.387	0-0	0	0-0
10	Marissa Kazbour	21-6	677	4	3	11	17	.235	12	.706	1-0	1	0-1
11	Casey Short	23-18	1546	2	6	10	39	.051	15	.385	0-0	0	0-0
23	Toni Pressley	23-4	835	4	1	9	45	.089	18	.400	3-0	1	0-0
7	Katrin Schmidt	23-23	2007	2	2	6	19	.105	11	.579	0-0	0	0-0
19	Becky Edwards	17-12	1325	1	1	3	14	.071	9	.643	0-0	0	0-0
16	Julie Lancos	9-1	350	1	1	3	4	.250	3	.750	0-0	0	0-0
6	Erika Sutton	19-19	1701	0	1	1	17	.000	6	.353	1-0	0	0-0
4	Annie Stalzer	6-0	124	0	1	1	5	.000	3	.600	0-0	0	0-0
17	Ella Stephan	21-21	1820	0	0	0	3	.000	0	.000	1-0	0	0-0
20	Kate Milstead	23-23	1993	0	0	0	1	.000	0	.000	0-0	0	0-0
22	Margo McAuley	2-0	9	0	0	0	0	.000	0	.000	0-0	0	0-0
21	Susanna Zorn	5-0	66	0	0	0	0	.000	0	.000	0-0	0	0-0
1	Kimmy Diaz	5-0	144	0	0	0	0	.000	0	.000	0-0	0	0-0
	<b>Total</b>	<b>23</b>	<b>23514</b>	<b>64</b>	<b>66</b>	<b>194</b>	<b>471</b>	<b>.136</b>	<b>228</b>	<b>.484</b>	<b>9-0</b>	<b>17</b>	<b>3-4</b>
	Opponents	23	-	15	12	42	230	.065	96	.417	23-0	3	1-1

##	Name	GP-GS	Minutes	GA	Avg	Saves	Pct	W	L	T	Sho	Faced
1	Kimmy Diaz	4-0	144:25	0	0.00	2	1.000	0	0	0	0	9
20	Kate Milstead	23-23	1992:35	15	0.68	74	.831	17	3	3	10	215
	Team Saves: 5; Team Shutouts: 4											
	<b>Total</b>	<b>23</b>	<b>2137:00</b>	<b>15</b>	<b>0.63</b>	<b>81</b>	<b>.844</b>	<b>17</b>	<b>3</b>	<b>3</b>	<b>14</b>	<b>224</b>
	Opponents	23	2137:00	64	2.70	164	.719	3	17	3	4	459

### FSU OVERALL TEAM STATISTICS

	FSU	OPP	GOALS BY PERIOD	1st	2nd	OT	OT2	Total
<b>SHOT STATISTICS</b>								
Goals-Shot attempts	64-471	15-230	Florida State	28	35	1	0	64
Goals scored per game	2.78	0.65	Opponents	8	7	0	0	15
Shot pct.	.136	.065	<b>SHOTS BY PERIOD</b>	<b>1st</b>	<b>2nd</b>	<b>OT</b>	<b>OT2</b>	<b>Total</b>
Shots on goal-Attempts	228-471	96-230	Florida State	205	255	6	5	471
SOG pct.	.484	.417	Opponents	95	127	5	3	230
Shots/Game	20.5	10.0	<b>SAVES BY PERIOD</b>	<b>1st</b>	<b>2nd</b>	<b>OT</b>	<b>OT2</b>	<b>Total</b>
Assists	66	12	Florida State	34	44	3	0	81
<b>GOAL BREAKDOWN</b>			Opponents	70	92	1	1	164
Total Goals	64	15	<b>CORNER KICKS BY PRD</b>	<b>1st</b>	<b>2nd</b>	<b>OT</b>	<b>OT2</b>	<b>Total</b>
Penalty	3	1	Florida State	71	77	0	2	150
Unassisted	9	3	Opponents	33	47	2	1	83
Overtime	1	0	<b>FOULS BY PERIOD</b>	<b>1st</b>	<b>2nd</b>	<b>OT</b>	<b>OT2</b>	<b>Total</b>
<b>CORNER KICKS</b>	150	83	Florida State	88	69	2	3	162
Goals off corners	5	3	Opponents	115	111	3	5	234
<b>PENALTY KICKS</b>	3-4	1-1	<b>OFFSIDES BY PERIOD</b>	<b>1st</b>	<b>2nd</b>	<b>OT</b>	<b>OT2</b>	<b>Total</b>
<b>OFFSIDES</b>	74	11	Florida State	40	33	0	1	74
<b>PENALTIES</b>			Opponents	4	6	1	0	11
Fouls	162	234						
Yellow cards	9	23						
Red cards	0	0						
<b>ATTENDANCE</b>								
Total	8,441	8,586						
Dates/Avg Per Date	10/844	8/1,073						
Neutral Site #/Avg	5/423							


**FLORIDA STATE**

# 2008 GAME RESULTS

Date	Opponent	W/L	Score	Overall	Conf	Attend	Goals scored
Aug 25, 2008	UCF	W	5-0	1-0-0	0-0-0	131	Amanda DaCosta (unassisted) Lauren Switzer (unassisted) Amanda DaCosta (Lauren Switzer) Casey Short (Rachel Lim; Annie Stalzer) Casey Short (Lauren Switzer)
~Aug 29, 2008	at Penn State	W	4-1	2-0-0	0-0-0	2197	Jessica Price (Tiffany McCarty) Marissa Kazbour (unassisted) Tiffany McCarty (Tori Huster; Jessica Price) Tiffany McCarty (Amanda DaCosta)
~Aug 31, 2008	vs. Connecticut	W	3-0	3-0-0	0-0-0	1166	Sanna Talonen (Tori Huster) Sanna Talonen (Casey Short) Lauren Switzer (Jessica Price; Tiffany McCarty)
Sept 5, 2008	Florida International	W	5-0	4-0-0	0-0-0	1014	Lauren Switzer (Katrin Schmidt) Rachel Lim (Sanna Talonen; Erika Sutton) Tori Huster (Marissa Kazbour) Toni Pressley (Tori Huster) Tiffany McCarty (Lauren Switzer)
Sept 7, 2008	Florida	L	0-1	4-1-0	0-0-0	1732	-
#Sept 12, 2008	at Auburn	W	3-0	5-1-0	0-0-0	789	Sanna Talonen (Amanda DaCosta) Sanna Talonen (Lauren Switzer) Amanda DaCosta (Tiffany McCarty; Lauren Switzer)
#Sept 14, 2008	vs. South Carolina	T O2	3-3	5-1-1	0-0-0	0-0-0	Rachel Lim (Marissa Kazbour) Tiffany McCarty (Sarah Wagenfuhr) Tiffany McCarty (Sarah Wagenfuhr)
Sept 21, 2008	Florida Gulf Coast	W	4-0	6-1-1	0-0-0	726	Sanna Talonen (Amanda DaCosta; Tori Huster) Tiffany McCarty (Sanna Talonen) Jessica Price (Rachel Lim) Tori Huster (unassisted)
Sept 25, 2008	Virginia	L	0-1	6-2-1	0-1-0	823	-
Sept 28, 2008	Virginia Tech	W	3-1	7-2-1	1-1-0	643	Rachel Lim (Casey Short) Sarah Wagenfuhr (penalty kick) Sanna Talonen (Sarah Wagenfuhr) Sanna Talonen (Sarah Wagenfuhr)
Oct 2, 2008	at Maryland	W OT	1-0	8-2-1	2-1-0	515	Tori Huster (Sarah Wagenfuhr)
Oct 5, 2008	at Boston College	W	1-0	9-2-1	3-1-0	553	Tiffany McCarty (Casey Short)
Oct 12, 2008	at Miami	W	2-0	10-2-1	4-1-0	622	Sanna Talonen (Sarah Wagenfuhr)
Oct 16, 2008	Wake Forest	W	5-0	11-2-1	5-1-0	678	Toni Pressley (Becky Edwards; Rachel Lim) Sanna Talonen (Sarah Wagenfuhr) Becky Edwards (Sanna Talonen) Marissa Kazbour (Rachel Lim) Marissa Kazbour (Lauren Switzer)
Oct 19, 2008	Duke	W	5-2	12-2-1	6-1-0	1026	Tiffany McCarty (Tori Huster) Sanna Talonen (Tiffany McCarty) Amanda DaCosta (Casey Short) Toni Pressley (Jessica Price) Tiffany McCarty (Rachel Lim)
Oct 23, 2008	Clemson	W	4-0	13-2-1	7-1-0	528	Sanna Talonen (Casey Short) Sarah Wagenfuhr (penalty kick) Lauren Switzer (Jessica Price) Katrin Schmidt (Amanda DaCosta)
Oct 30, 2008	at North Carolina	T O2	2-2	13-2-2	7-1-1	1100	Sanna Talonen (Marissa Kazbour) Sanna Talonen (Casey Short)
Nov 02, 2008	at NC State	W	5-2	14-2-2	8-1-1	478	Katrin Schmidt (Tiffany McCarty) Sarah Wagenfuhr (penalty kick) Sanna Talonen (Lauren Switzer; Tiffany McCarty) Sarah Wagenfuhr (unassisted) Tiffany McCarty (Lauren Switzer)
^Nov 5, 2008	vs. Virginia Tech	T O2	0-0	14-2-3	8-1-1	213	-
*Nov 14, 2008	vs. Miss. Valley State	W	7-0	15-2-3	8-1-1	390	Tiffany McCarty (Amanda DaCosta; Sanna Talonen) Sanna Talonen (Rachel Lim; Katrin Schmidt) Sanna Talonen (Julie Lancos) Julie Lancos (Lauren Switzer) Lauren Switzer (Jessica Price) Toni Pressley (unassisted) Marissa Kazbour (Toni Pressley; Jessica Price)
*Nov 16, 2008	at Auburn	W	1-0	16-2-3	8-1-1	345	Jessica Price (Amanda DaCosta)
**Nov 22, 2008	Boston College	W	1-0	17-2-3	8-1-1	1140	Tori Huster (Sarah Wagenfuhr)
***Nov 28, 2008	at Notre Dame	L	0-2	17-3-3	8-1-1	2332	-

**BOLD** denotes ACC match; ~ denotes at University Park, Pa.; # denotes at Auburn, Ala.; ^ denotes ACC Tournament match - Cary, N.C.;

\* denotes NCAA Tournament match - Auburn, Ala.; \*\* denotes NCAA Tournament match - Tallahassee, Fla.; \*\*\* denotes NCAA Tournament match - South Bend, Ind.

# FLORIDA STATE

## 2008 BOX SCORES

### #29 UCF AT #4 FSU

Aug 25, 2008, Tallahassee, FL

Goals by period	1	2	Tot
UCF	0	0	0
Florida State	4	1	5

#### SCORING SUMMARY

Goal	Time	Team	Goal Scorer – (Assists)
1	11:37	FSU	Amanda DaCosta (1) – (unassisted)
2	31:54	FSU	Lauren Switzer (1) – (unassisted)
3	34:07	FSU	Amanda DaCosta (2) – (Lauren Switzer)
4	38:35	FSU	Casey Short (1) – (Rachel Lim; Annie Stalzer)
5	65:10	FSU	Casey Short (2) – (Lauren Switzer)

Shots: UCF 7, Florida State 20

Saves: UCF 5, Florida State 2

### #4 FSU AT #9 PENN STATE

Aug 29, 2008, University Park, PA

Goals by period	1	2	Tot
Florida State	3	1	4
Penn State	0	1	1

#### SCORING SUMMARY

Goal	Time	Team	Goal Scorer – (Assists)
1	2:02	FSU	Jessica Price (1) – (Tiffany McCarty)
2	3:02	FSU	Marissa Kazbour – (unassisted)
3	10:54	FSU	Tiffany McCarty (1) – (Tori Huster; Jessica Price)
4	77:39	PSU	Nikki Watts (1) – (Danielle Toney)
5	80:33	FSU	Tiffany McCarty (2) – (Amanda DaCosta)

Shots: Florida State 12, Penn State 23

Saves: Florida State 8, Penn State 2

### #12 CONNECTICUT VS. #5 FSU

Aug 31, 2008, University Park, PA

Goals by period	1	2	Tot
Connecticut	0	0	0
Florida State	0	3	3

#### SCORING SUMMARY

Goal	Time	Team	Goal Scorer – (Assists)
1	48:40	FSU	Sanna Talonen (1) – (Tori Huster)
2	63:32	FSU	Sanna Talonen (2) – (Casey Short)
3	72:41	FSU	Lauren Switzer (2) – (Jessica Price; Tiffany McCarty)

Shots: Connecticut 5, Florida State 26

Saves: Connecticut 9, Florida State 3

### FLORIDA INTERNATIONAL AT #4 FSU

Sept 5, 2008, Tallahassee, FL

Goals by period	1	2	Tot
Florida International	0	0	0
Florida State	2	3	5

#### SCORING SUMMARY

Goal	Time	Team	Goal Scorer – (Assists)
1	30:07	FSU	Lauren Switzer (3) – (Katrin Schmidt)
2	35:21	FSU	Rachel Lim (1) – (Sanna Talonen; Erika Sutton)
3	46:07	FSU	Tori Huster (1) – (Marissa Kazbour)
4	65:44	FSU	Toni Pressley (1) – (Tori Huster)
5	68:29	FSU	Tiffany McCarty (3) – (Lauren Switzer)

Shots: Florida International 3, Florida State 27

Saves: Florida International 7, Florida State 1

### #23 FLORIDA AT #4 FSU

Sept 7, 2008, Tallahassee, FL

Goals by period	1	2	Tot
Florida	1	0	1
Florida State	0	0	0

#### SCORING SUMMARY

Goal	Time	Team	Goal Scorer – (Assists)
1	19:10	UF	Tahnai Annis (3) – (Ashlee Elliott)

Shots: Florida 5, Florida State 16

Saves: Florida 7, Florida State 1

### #4 FSU AT AUBURN

Sept 12, 2008, Auburn, AL

Goals by period	1	2	Tot
Florida State	1	2	3
Auburn	0	0	0

#### SCORING SUMMARY

Goal	Time	Team	Goal Scorer – (Assists)
1	22:49	FSU	Sanna Talonen (3) – (Amanda DaCosta)
2	66:00	FSU	Sanna Talonen (4) – (Lauren Switzer)
3	72:00	FSU	Amanda DaCosta (3) – (Tiffany McCarty; Lauren Switzer)

Shots: Florida State 15, Auburn 13

Saves: Florida State 4, Auburn 5

### #4 FSU VS. SOUTH CAROLINA

Sept 14, 2008, Auburn, AL

Goals by period	1	2	OT	O2	Tot
Florida State	1	2	0	0	3
South Carolina	2	1	0	0	3

#### SCORING SUMMARY

Goal	Time	Team	Goal Scorer – (Assists)
1	15:36	SC	Kim Miller (3) – (Maria Petroni)
2	25:47	SC	Kayla Grimsley (3) – (Danila Monteiro)
3	41:53	FSU	Rachel Lim (2) – (Marissa Kazbour)
4	49:47	FSU	Tiffany McCarty (4) – (Sarah Wagenfuhr)
5	61:20	FSU	Tiffany McCarty (5) – (Sarah Wagenfuhr)
6	74:22	SC	Idana DeCecco (1) – (Danila Monteiro)

Shots: Florida State 20, South Carolina 14

Saves: Florida State 6, South Carolina 8

### FLORIDA GULF COAST AT #8 FSU

Sept 21, 2008, Tallahassee, FL

Goals by period	1	2	Tot
Florida Gulf Coast	0	0	0
Florida State	3	1	4

#### SCORING SUMMARY

Goal	Time	Team	Goal Scorer – (Assists)
1	7:59	FSU	Sanna Talonen (5) – (Amanda DaCosta; Tori Huster)
2	10:59	FSU	Tiffany McCarty (6) – (Sanna Talonen)
3	37:40	FSU	Jessica Price (2) – (Rachel Lim)
4	88:32	FSU	Tori Huster (2) – (unassisted)

Shots: Florida Gulf Coast 4, Florida State 26

Saves: Florida Gulf Coast 7, Florida State 1

### #13 VIRGINIA AT #8 FSU

Sept 25, 2008, Tallahassee, FL

Goals by period	1	2	Tot
Virginia	0	1	1
Florida State	0	0	0

#### SCORING SUMMARY

Goal	Time	Team	Goal Scorer – (Assists)
1	76:28	VA	Meghan Lenczyk (7) – (Lauren Alwine)

Shots: Virginia 21, Florida State 9

Saves: Virginia 1, Florida State 9

### VIRGINIA TECH AT #8 FSU

Sept 28, 2008, Tallahassee, FL

Goals by period	1	2	Tot
Virginia Tech	1	0	1
Florida State	1	2	3

#### SCORING SUMMARY

Goal	Time	Team	Goal Scorer – (Assists)
1	15:11	FSU	Rachel Lim (3) – (Casey Short)
2	33:56	VT	Jennifer Harvey (2) – (Penalty kick)
3	60:14	FSU	Sarah Wagenfuhr (1) – (Penalty kick)
4	61:59	FSU	Sanna Talonen (6) – (Sarah Wagenfuhr)

Shots: Virginia Tech 11, Florida State 32

Saves: Virginia Tech 11, Florida State 2

### #11 FSU AT MARYLAND

Oct 2, 2008, College Park, MD

Goals by period	1	2	OT	Tot
Florida State	0	0	1	1
Maryland	0	0	0	0

#### SCORING SUMMARY

Goal	Time	Team	Goal Scorer – (Assists)
1	97:00	FSU	Sanna Talonen (7) – (Sarah Wagenfuhr)

Shots: Florida State 24, Maryland 11

Saves: Florida State 2, Maryland 9

### #11 FSU AT #12 BOSTON COLLEGE

Oct 5, 2008, Chestnut Hill, MA

Goals by period	1	2	Tot
Florida State	1	0	1
Boston College	0	0	0

#### SCORING SUMMARY

Goal	Time	Team	Goal Scorer – (Assists)
1	38:44	FSU	Tori Huster (3) – (Sarah Wagenfuhr)

Shots: Florida State 19, Boston College 13

Saves: Florida State 5, Boston College 9

### #9 FSU AT MIAMI

Oct 12, 2008, Coral Gables, FL

Goals by period	1	2	Tot
Florida State	1	1	2
Miami	0	0	0

#### SCORING SUMMARY

Goal	Time	Team	Goal Scorer – (Assists)
1	10:11	FS	Tiffany McCarty (7) – (Casey Short)
2	65:09	FS	Sanna Talonen (8) – (Sarah Wagenfuhr)

Shots: Florida State 15, Miami 5

Saves: Florida State 2, Miami 6

# FLORIDA STATE

## 2008 BOX SCORES

### #16 WAKE FOREST AT #8 FSU

Oct 16, 2008, Tallahassee, FL

Goals by period	1	2	Tot
Wake Forest	0	0	0
Florida State	1	4	5

#### SCORING SUMMARY

Goal	Time	Team	Goal Scorer - (Assists)
1	31:50	FSU	Toni Pressley (2) - (Becky Edwards; Rachel Lim)
2	56:35	FSU	Sanna Talonen (9) - (Sarah Wagenfuhr)
3	74:31	FSU	Becky Edwards (1) - (Sanna Talonen)
4	82:39	FSU	Marissa Kazbour (2) - (Rachel Lim)
5	88:12	FSU	Marissa Kazbour (3) - (Lauren Switzer)

**Shots:** Wake Forest 6, Florida State 24

**Saves:** Wake Forest 4, Florida State 1

### #9 DUKE AT #8 FSU

Oct 19, 2008, Tallahassee, FL

Goals by period	1	2	Tot
Duke	0	2	2
Florida State	2	3	5

#### SCORING SUMMARY

Goal	Time	Team	Goal Scorer - (Assists)
1	8:51	FSU	Tiffany McCarty (8) - (Tori Huster)
2	29:21	FSU	Sanna Talonen (10) - (Tiffany McCarty)
3	46:04	DU	KayAnne Gummersall (8) - (Jane Alukonis)
4	51:26	FSU	Amanda DaCosta (4) - (Casey Short)
5	57:28	FSU	Toni Pressley (3) - (Jessica Price)
6	70:06	DU	KayAnne Gummersall (9) - (Lorraine Quinn)
7	78:16	FSU	Tiffany McCarty (9) - (Rachel Lim)

**Shots:** Duke 12, Florida State 21

**Saves:** Duke 6, Florida State 4

### CLEMSON AT #6 FSU

Oct 23, 2008, Tallahassee, FL

Goals by period	1	2	Tot
Clemson	0	0	0
Florida State	3	1	4

#### SCORING SUMMARY

Goal	Time	Team	Goal Scorer - (Assists)
1	2:48	FSU	Sanna Talonen (11) - (Casey Short)
2	20:28	FSU	Sarah Wagenfuhr (2) - (Penalty kick)
3	36:52	FSU	Lauren Switzer (4) - (Jessica Price)
4	87:39	FSU	Katrin Schmidt (1) - (Amanda DaCosta)

**Shots:** Clemson 10, Florida State 21

**Saves:** Clemson 10, Florida State 4

### #6 FSU AT #2 NORTH CAROLINA

Oct 30, 2008, Chapel Hill, NC

Goals by period	1	2	OT	O2	Tot
Florida State	1	1	0	0	2
North Carolina	2	0	0	0	2

#### SCORING SUMMARY

Goal	Time	Team	Goal Scorer - (Assists)
1	9:27	NC	Allie Long (5) - (Yael Averbuch)
2	39:03	NC	Tobin Heath (7) - (unassisted)
3	44:20	FSU	Sanna Talonen (12) - (Marissa Kazbour)
4	68:11	FSU	Sanna Talonen (13) - (Casey Short)

**Shots:** Florida State 12, North Carolina 17

**Saves:** Florida State 6, North Carolina 5

### #6 FSU AT NC STATE

Nov 2, 2008, Raleigh, NC

Goals by period	1	2	Tot
Florida State	0	5	5
NC State	1	1	2

#### SCORING SUMMARY

Goal	Time	Team	Goal Scorer - (Assists)
1	24:03	ST	Lindsay Vera (9) - (Katie Ruiz)
2	48:18	ST	Paige Dugal (4) - (unassisted)
3	48:47	FSU	Katrin Schmidt (2) - (Tiffany McCarty)
4	60:42	FSU	Sarah Wagenfuhr (3) - (Penalty kick)
5	82:51	FSU	Sanna Talonen (14) - (Lauren Switzer; Tiffany McCarty)
6	87:36	FSU	Sarah Wagenfuhr (4) - (unassisted)
7	89:17	FSU	Tiffany McCarty (10) - (Lauren Switzer)

**Shots:** Florida State 26, NC State 5

**Saves:** Florida State 8, NC State 1

### VIRGINIA TECH VS #5 FSU

Nov 5, 2008, Cary, NC - (ACC Tournament)

Goals by period	1	2	OT	O2	Tot
Virginia Tech	0	0	0	0	0
Florida State	0	0	0	0	0

#### SCORING SUMMARY

Goal	Time	Team	Goal Scorer - (Assists)
None			

#### Virginia Tech wins shootout 4-2

#### SHOOTOUT RESULTS

Virginia Tech: 3/Y 20/N 14/Y 6/Y 21/Y

Florida State: 8/Y 13/N 7/N 28/Y

**Shots:** Virginia Tech 13, Florida State 14

**Saves:** Virginia Tech 4, Florida State 7

### MISS. VALLEY STATE VS #6 FSU

Nov 14, 2008, Auburn, AL - (NCAA Tournament)

Goals by period	1	2	Tot
Miss. Valley State	0	0	0
Florida State	3	4	7

#### SCORING SUMMARY

Goal	Time	Team	Goal Scorer - (Assists)
1	6:55	FSU	Tiffany McCarty (11) - (Amanda DaCosta; Sanna Talonen)
2	10:56	FSU	Sanna Talonen (15) - (Rachel Lim; Katrin Schmidt)
3	25:51	FSU	Sanna Talonen (16) - (Julie Lancos)
4	49:25	FSU	Julie Lancos (1) - (Lauren Switzer)
5	61:00	FSU	Lauren Switzer (5) - (Jessica Price)
6	62:12	FSU	Toni Pressley (4) - (unassisted)
7	64:01	FSU	Marissa Kazbour (4) - (Toni Pressley; Jessica Price)

**Shots:** Miss. Valley State 0, Florida State 28

**Saves:** Miss. Valley State 12, Florida State 0

### #6 FSU AT AUBURN

Nov 16, 2008, Auburn, AL - (NCAA Tournament)

Goals by period	1	2	Tot
Auburn	0	0	0
Florida State	1	0	1

#### SCORING SUMMARY

Goal	Time	Team	Goal Scorer - (Assists)
1	38:46	FSU	Jessica Price (3) - (Amanda DaCosta)

**Shots:** Auburn 10, Florida State 26

**Saves:** Auburn 12, Florida State, 6

### #10 BOSTON COLLEGE AT #6 FSU

Nov 22, 2008, Tallahassee, FL - (NCAA Tournament)

Goals by period	1	2	Tot
Boston College	0	0	0
Florida State	0	1	1

#### SCORING SUMMARY

Goal	Time	Team	Goal Scorer - (Assists)
1	64:32	FSU	Tori Huster (4) - (Sarah Wagenfuhr)

**Shots:** Boston College 10, Florida State 27

**Saves:** Boston College 10, Florida State 3

### #6 FSU AT #1 NOTRE DAME

Nov 28, 2008, Notre Dame, IN - (NCAA Tournament)


Goals by period	1	2	Tot
Florida State	0	0	0
Notre Dame	1	1	2

#### SCORING SUMMARY

Goal	Time	Team	Goal Scorer - (Assists)
1	18:10	ND	Jessica Schuveiller (1) - (Kerri Hanks)
2	76:06	ND	Taylor Knaack (5) - (Kerri Hanks)

**Shots:** Florida State 11, Notre Dame 12

**Saves:** Florida State 3, Notre Dame 3





# FLORIDA STATE

## 2008 ACC SEASON IN REVIEW

### 2008 FINAL STANDINGS

	Conference					Overall													
	W	L	T	Pts	Pct.	For	Opp	Hm	Rd	W	L	T	Pct	For	Opp	Hm	Rd	Neu	Streak
*#North Carolina	9	0	1	28	.950	37	9	4-0-1	5-0-0	25	1	2	.928	89	16	10-1-1	6-0-1	9-0-0	Won 10
<b>Florida State</b>	<b>8</b>	<b>1</b>	<b>1</b>	<b>25</b>	<b>.850</b>	<b>28</b>	<b>8</b>	<b>4-1-0</b>	<b>4-0-1</b>	<b>17</b>	<b>3</b>	<b>3</b>	<b>.804</b>	<b>64</b>	<b>15</b>	<b>8-2-0</b>	<b>7-1-1</b>	<b>2-0-2</b>	<b>Lost 1</b>
Virginia	6	3	1	19	.650	22	11	2-2-1	4-1-0	15	5	3	.717	51	24	9-3-1	5-2-0	2-1-0	Lost 1
Boston College	6	3	1	19	.650	13	8	4-1-0	2-2-1	15	6	2	.696	40	17	9-1-1	4-4-1	2-1-0	Lost 1
Duke	4	3	3	15	.550	15	10	3-1-1	1-2-2	15	6	3	.688	54	25	10-1-1	4-3-2	1-2-0	Lost 1
Wake Forest	5	5	0	15	.500	12	16	3-2-0	2-3-0	13	8	0	.619	38	23	9-3-0	3-3-0	1-2-0	Lost 1
Virginia Tech	4	4	2	14	.500	12	14	4-1-0	0-3-2	10	9	4	.522	36	32	8-3-0	0-5-2	2-1-2	Lost 2
Miami	3	5	2	11	.400	6	10	1-3-2	2-2-0	10	9	3	.523	22	20	6-3-2	4-4-0	0-2-1	Lost 3
Maryland	3	7	0	9	.300	6	15	2-3-0	1-4-0	7	10	1	.417	28	22	5-5-1	1-4-0	1-1-0	Won 2
Clemson	1	8	1	4	.150	8	29	1-3-1	0-5-0	5	11	1	.324	26	38	4-4-1	0-7-0	1-0-0	Lost 6
NC State	0	10	0	0	.000	4	30	0-5-0	0-5-0	8	12	0	.400	26	39	7-5-0	1-7-0	0-0-0	Lost 10

\* denotes ACC Tournament Champion; # denotes NCAA Champion; Record vs. Non-Conference Opponents: 84-24-6, .763

### 2008 NCAA TOURNAMENT RESULTS

#### Championship Final - Sunday, December 7

North Carolina d. Notre Dame.....2-1

#### Semifinal Round - Friday, December 5

North Carolina d. UCLA.....1-0

#### Quarterfinals - Friday-Saturday, November 28-29

North Carolina d. Texas A&M.....(2ot) 2-1

UCLA d. Duke.....6-1

Notre Dame d. Florida State.....2-0

#### Third Round - Saturday, November 22

Duke d. Virginia.....2-0

Florida State d. Boston College.....1-0

North Carolina d. Illinois.....3-0

#### Second Round - Sunday, November 16

Boston College d. Northeastern.....4-0

Duke d. William & Mary.....1-0

Florida State d. Auburn.....1-0

North Carolina d. Charlotte.....4-0

Virginia d. West Virginia.....3-2

James Madison d. Wake Forest.....1-0

#### First Round - Thursday-Friday, November 13-14

Boston College d. Central Conn. State.....3-0

Duke d. Radford.....5-1

Florida State d. Mississippi Valley State.....7-0

North Carolina d. Western Carolina.....5-0

Virginia d. Army.....2-0

Wake Forest d. Morehead State.....2-0

Central Florida d. Miami.....3-1

Brigham Young d. Virginia Tech.....2-0

### NCAA TOURNAMENT RECORD

(Since 1982)

School	App.	Won	Lost	Tie	Pct.
North Carolina	27	100	7	1	.931
<b>Florida State</b>	<b>9</b>	<b>24</b>	<b>8</b>	<b>2</b>	<b>.735</b>
Duke	15	16	13	5	.544
Virginia	21	19	19	3	.500
Maryland	9	8	8	1	.500
Boston College	12	10	11	3	.479
NC State	11	9	10	3	.477
Clemson	14	9	13	5	.426
Wake Forest	13	7	12	1	.375
Miami	3	0	3	0	.000
Virginia Tech	2	0	2	0	.000
<b>ACC Totals</b>	<b>136</b>	<b>202</b>	<b>106</b>	<b>24</b>	<b>.645</b>

### 2008 ACC TOURNAMENT RESULTS

WakeMed Soccer Park  
Cary, N.C.

#### Championship Final - Sunday, November 9

North Carolina d. Virginia Tech.....3-0

#### Semifinal Round - Friday, November 7

North Carolina d. Boston College.....2-0

Virginia Tech t. Virginia.....(2ot) 1-1  
(Virginia Tech advanced on pks, 2-1)

#### First Round - Wednesday, November 5

North Carolina d. Miami.....1-0

Boston College d. Duke.....1-0

Virginia Tech t. Florida State.....(2ot) 0-0  
(Virginia Tech advanced on pks, 4-2)

Virginia d. Wake Forest.....(2ot) 3-2

### ACC ACADEMIC TEAM

Yael Averbuch.....	North Carolina
Julie Bolt.....	Clemson
Julia Bouchelle.....	Boston College
Kendall Bradley.....	Clemson
Corynn Carino.....	Miami
Mary Casey.....	Maryland
Robin Chidester.....	Virginia Tech
Camelyn Dillon.....	Wake Forest
Paige Dugal.....	NC State
<b>Becky Edwards.....</b>	<b>Florida State</b>
Whitney Engen.....	North Carolina
Kristi Eveland.....	North Carolina
Caitlin Farrell.....	Wake Forest
KayAnne Gummersall.....	Duke
Ashlyn Harris.....	North Carolina
Jennifer Harvey.....	Virginia Tech
Kelly Hathorn.....	Duke
Ali Hawkins.....	North Carolina
Kim Hickey.....	Virginia Tech
Lindsey Jackson.....	Clemson
Molly Johnson.....	Clemson
Emily Jukich.....	Virginia Tech
<b>Marissa Kazbour.....</b>	<b>Florida State</b>
Meghan Klingenberg.....	North Carolina
Brooke Knowlton.....	Boston College
Tami Krzeszewski.....	NC State
Brittney Macdonald.....	Miami
Christie McDonald.....	Duke
Caitlin McDowell.....	Maryland
Celeste Miles.....	Virginia
Cody Newman.....	Duke
Alyssa Pember.....	Boston College
Laurie Beth Puglisi.....	Virginia Tech
Lorraine Quinn.....	Duke
Julianne Rickers.....	Miami
Anna Rodenbough.....	North Carolina
Allie Sadow.....	Wake Forest
<b>Katrin Schmidt.....</b>	<b>Florida State</b>
Lauren Singer.....	Miami
Brittney Steinbruch.....	Miami
<b>Sanna Talonen.....</b>	<b>Florida State</b>
Caroline Walden.....	Boston College

### ALL-ACC FIRST TEAM

Yael Averbuch, MF.....	North Carolina
Mary Casey, GK.....	Maryland
<b>Amanda DaCosta, MF.....</b>	<b>Florida State</b>
Sinead Farrelly, MF.....	Virginia
KayAnne Gummersall, F.....	Duke
Tobin Heath, MF.....	North Carolina
Nikki Krzyzysk, D.....	Virginia
Casey Nogueira, F.....	North Carolina
Elisabeth Redmond, MF.....	Duke
<b>Sanna Talonen, F.....</b>	<b>Florida State</b>
<b>Sarah Wagenfuhr, D.....</b>	<b>Florida State</b>
Nikki Washington, F.....	North Carolina

### ALL-ACC SECOND TEAM

Lauren Alwine, F.....	Virginia
Julia Bouchelle, MF.....	Boston College
<b>Becky Edwards, D.....</b>	<b>Florida State</b>
Whitney Engen, D.....	North Carolina
Kaley Fountain, D.....	Wake Forest
Ali Hawkins, MF.....	North Carolina
Emily Jukich, F.....	Virginia Tech
Meghan Lenczyk, F.....	Virginia
Jillian Mastroianni, GK.....	Boston College
Lorraine Quinn, MF.....	Duke
Alex Singer, D.....	Virginia
Amy Smerdzinski, MF.....	Wake Forest
Lindsey Vera, F.....	NC State
Caroline Walden, D.....	Boston College

### ALL-ACC FRESHMEN TEAM

Lauren Alwine, F.....	Virginia
Brittani Bartok, F.....	North Carolina
Julia Bouchelle, MF.....	Boston College
<b>Tori Huster, MF.....</b>	<b>Florida State</b>
Courtney Jones, F.....	North Carolina
Jillian Mastroianni, GK.....	Boston College
<b>Tiffany McCarty, F.....</b>	<b>Florida State</b>
Cody Newman, F.....	Duke
Alyssa Pember, D.....	Boston College
Ashley Rape, D.....	Duke
<b>Casey Short, MF.....</b>	<b>Florida State</b>

### OFFENSIVE PLAYER OF THE YEAR

Casey Nogueira..... North Carolina

### DEFENSIVE PLAYER OF THE YEAR

Nikki Krzyzysk..... Virginia

### FRESHMAN OF THE YEAR

**Tiffany McCarty..... Florida State**

### COACH OF THE YEAR

Anson Dorrance..... North Carolina

### ACC PLAYERS OF THE WEEK

A26 Allie Long.....	North Carolina
S2 Julie Bolt.....	Clemson
S9 Vikki Alonzo.....	Miami
S16 Bianca D'Agostino.....	Wake Forest
S23 Lorraine Quinn.....	Duke
S30 Meghan Lenczyk.....	Virginia
Jillian Mastroianni.....	Boston College
O7 Casey Nogueira.....	North Carolina
O14 Elisabeth Redmond.....	Duke
O21 Casey Nogueira.....	North Carolina
<b>Sanna Talonen.....</b>	<b>Florida State</b>
O28 Courtney Jones.....	North Carolina
<b>N4 Sanna Talonen.....</b>	<b>Florida State</b>

# FLORIDA STATE

## 2008 ACC STAT LEADERS

### INDIVIDUAL STATISTICS ALL GAMES

#### SHOTS PER GAME

##	Player-Team	GP	No.	Avg/G
1.	Casey Nogueira-NC	28	146	5.21
2.	Jill Hutchinson-WF	21	80	3.81
3.	<b>Tiffany McCarty-FS</b>	<b>23</b>	<b>73</b>	<b>3.17</b>
	Elisabeth Redmond-DU	23	73	3.17
5.	Lindsay Vera-ST	20	62	3.10
6.	Meghan Lenczyk-VA	23	69	3.00
7.	Emily Jukich-VT	23	68	2.96
8.	Brooke Knowlton-BC	23	64	2.78
9.	Lauren Singer-UM	22	58	2.64
10.	Jess Rostedt-VA	16	41	2.56

#### POINTS PER GAME

##	Player-Team	GP	G	A	P	Avg/G
1.	Casey Nogueira-NC	28	25	8	58	2.07
2.	<b>Sanna Talonen-FS</b>	<b>21</b>	<b>16</b>	<b>4</b>	<b>36</b>	<b>1.71</b>
3.	KayAnne Gummertsall-DU	24	15	4	34	1.42
4.	Emily Jukich-VT	23	15	1	31	1.35
5.	Jill Hutchinson-WF	21	10	7	27	1.29
6.	Julie Bolt-CU	15	9	1	19	1.27
7.	<b>Tiffany McCarty-FS</b>	<b>23</b>	<b>11</b>	<b>6</b>	<b>28</b>	<b>1.22</b>
	Elisabeth Redmond-DU	23	12	4	28	1.22
9.	Lindsay Vera-ST	20	9	6	24	1.20
10.	Lauren Alwine-VA	23	6	14	26	1.13

#### GOALS PER GAME

##	Player-Team	GP	No.	Avg/G
1.	Casey Nogueira-NC	28	25	0.89
2.	<b>Sanna Talonen-FS</b>	<b>21</b>	<b>16</b>	<b>0.76</b>
3.	Emily Jukich-VT	23	15	0.65
4.	KayAnne Gummertsall-DU	24	15	0.62
5.	Julie Bolt-CU	15	9	0.60
6.	Elisabeth Redmond-DU	23	12	0.52
7.	Meghan Lenczyk-VA	23	11	0.48
	<b>Tiffany McCarty-FS</b>	<b>23</b>	<b>11</b>	<b>0.48</b>
9.	Jill Hutchinson-WF	21	10	0.48
10.	Courtney Jones-NC	28	13	0.46

#### ASSISTS PER GAME

##	Player-Team	GP	No.	Avg/G
1.	Lauren Alwine-VA	23	14	0.61
2.	Jessica McDonald-NC	21	10	0.48
3.	Meghan Klingenberg-NC	20	9	0.45
	Nikki Washington-NC	20	9	0.45
5.	<b>Lauren Switzer-FS</b>	<b>23</b>	<b>9</b>	<b>0.39</b>
	Sarah Senty-VA	23	9	0.39
7.	<b>Sarah Wagenfuhr-FS</b>	<b>23</b>	<b>8</b>	<b>0.35</b>
	Yael Averbuch-NC	27	9	0.33
	Jill Hutchinson-WF	21	7	0.33
	Annesia Faulkner-MD	18	6	0.33

#### GAME-WINNING GOALS

##	Player-Team	GP	No.	Avg/G
1.	Casey Nogueira-NC	28	7	0.25
2.	<b>Sanna Talonen-FS</b>	<b>21</b>	<b>6</b>	<b>0.29</b>
	Jill Hutchinson-WF	21	6	0.29
4.	Elisabeth Redmond-DU	23	5	0.22
	Emily Jukich-VT	23	5	0.22
	Brooke Knowlton-BC	23	5	0.22
	KayAnne Gummertsall-DU	24	5	0.21
8.	Julia Bouchelle-BC	20	4	0.20
	Meghan Lenczyk-VA	23	4	0.17
	Courtney Jones-NC	28	4	0.14

#### GOALS AGAINST AVERAGE

##	Player-Team	GP	GA	Minutes	GaAvg
1.	<b>Kate Milstead-FS</b>	<b>23</b>	<b>15</b>	<b>1992:35</b>	<b>0.68</b>
2.	Jillian Mastroianni-BC	22	17	1929:45	0.79
3.	Vikki Alonzo-UM	22	20	2055:22	0.88
4.	Mary Casey-MD	13	11	1096:44	0.90
5.	Celeste Miles-VA	23	23	2129:16	0.97
6.	Laura Morse-WF	19	17	1507:26	1.01
7.	Cassidy Powers-DU	24	24	2103:10	1.03
8.	Kristin Carden-VT	19	24	1666:11	1.30
9.	Paula Pritzen-CU	17	38	1501:06	2.28
10.	Rachel Barnette-ST	13	28	938:56	2.68

#### SAVE PERCENTAGE

##	Player-Team	GP	Saves	GA	SavePct
1.	Jillian Mastroianni-BC	22	97	17	.851
2.	Vikki Alonzo-UM	22	114	20	.851
3.	<b>Kate Milstead-FS</b>	<b>23</b>	<b>74</b>	<b>15</b>	<b>.831</b>
4.	Mary Casey-MD	13	44	11	.800
5.	Laura Morse-WF	19	60	17	.779
6.	Cassidy Powers-DU	24	83	24	.776
7.	Kristin Carden-VT	19	76	24	.760
8.	Paula Pritzen-CU	17	93	38	.710
9.	Rachel Barnette-ST	13	61	28	.685
10.	Celeste Miles-VA	23	33	23	.589

#### SAVES PER GAME

##	Player-Team	GP	No.	Avg/G
1.	Paula Pritzen-CU	17	93	5.47
2.	Vikki Alonzo-UM	22	114	5.18
3.	Rachel Barnette-ST	13	61	4.69
4.	Jillian Mastroianni-BC	22	97	4.41
5.	Kristin Carden-VT	19	76	4.00
6.	Cassidy Powers-DU	24	83	3.46
7.	Mary Casey-MD	13	44	3.38
8.	<b>Kate Milstead-FS</b>	<b>23</b>	<b>74</b>	<b>3.22</b>
9.	Laura Morse-WF	19	60	3.16
10.	Celeste Miles-VA	23	33	1.43

#### SHUTOUTS PER GAME

##	Player-Team	GP	Sho	Sho/G
1.	Vikki Alonzo-UM	22	11	0.50
2.	Jillian Mastroianni-BC	22	10	0.45
3.	<b>Kate Milstead-FS</b>	<b>23</b>	<b>10</b>	<b>0.43</b>
4.	Celeste Miles-VA	23	9	0.39
5.	Cassidy Powers-DU	24	9	0.38
6.	Laura Morse-WF	19	7	0.37
7.	Kristin Carden-VT	19	5	0.26
8.	Mary Casey-MD	13	3	0.23
9.	Paula Pritzen-CU	17	3	0.18
10.	Rachel Barnette-ST	13	1	0.08

### TEAM STATISTICS ALL GAMES

#### SHOTS

##	Team	GP	No.	Avg/G
1.	North Carolina	28	597	21.32
2.	<b>Florida State</b>	<b>23</b>	<b>471</b>	<b>20.48</b>
3.	Virginia	23	418	18.17
4.	Boston College	23	360	15.65
5.	Duke	24	354	14.75
6.	Wake Forest	21	312	14.86
7.	Virginia Tech	23	310	13.48
8.	Miami	22	290	13.18
9.	Maryland	18	276	15.33
10.	NC State	20	212	10.60
11.	Clemson	17	209	12.29

#### POINTS

##	Team	GP	No.	Avg/G
1.	North Carolina	28	270	9.64
2.	<b>Florida State</b>	<b>23</b>	<b>194</b>	<b>8.43</b>
3.	Duke	24	159	6.62
4.	Virginia	23	155	6.74
5.	Boston College	23	117	5.09
6.	Wake Forest	21	109	5.19
7.	Virginia Tech	23	98	4.26
8.	Maryland	18	90	5.00
9.	NC State	20	89	4.45
10.	Clemson	17	76	4.47
11.	Miami	22	61	2.77

#### GOALS PER GAME

##	Team	GP	No.	Avg/G
1.	North Carolina	28	89	3.18
2.	<b>Florida State</b>	<b>23</b>	<b>64</b>	<b>2.78</b>
3.	Duke	24	54	2.25
4.	Virginia	23	51	2.22
5.	Wake Forest	21	38	1.81
6.	Boston College	23	40	1.74
7.	Virginia Tech	23	36	1.57
8.	Maryland	18	28	1.56
9.	Clemson	17	26	1.53
10.	NC State	20	26	1.30
11.	Miami	22	22	1.00

#### ASSISTS PER GAME

##	Team	GP	No.	Avg/G
1.	North Carolina	28	92	3.29
2.	<b>Florida State</b>	<b>23</b>	<b>66</b>	<b>2.87</b>
3.	Virginia	23	53	2.30
4.	Duke	24	51	2.12
5.	Maryland	18	34	1.89
6.	NC State	20	37	1.85
7.	Boston College	23	37	1.61
8.	Wake Forest	21	33	1.57
9.	Clemson	17	24	1.41
10.	Virginia Tech	23	26	1.13
11.	Miami	22	17	0.77

#### GOALS ALLOWED

##	Team	GP	No.	Avg/G
1.	<b>Florida State</b>	<b>23</b>	<b>15</b>	<b>0.65</b>
2.	North Carolina	28	16	0.57
3.	Boston College	23	17	0.74
4.	Miami	22	20	0.91
5.	Maryland	18	22	1.22
6.	Wake Forest	21	23	1.10
7.	Virginia	23	24	1.04
8.	Duke	24	25	1.04
9.	Virginia Tech	23	32	1.39
10.	Clemson	17	38	2.24
11.	NC State	20	40	2.00

#### GOALS AGAINST AVERAGE

##	Team	GP	GA	Minutes	GAA
1.	North Carolina	28	16	2571:26	0.56
2.	<b>Florida State</b>	<b>23</b>	<b>15</b>	<b>2137:00</b>	<b>0.63</b>
3.	Boston College	23	17	2110:00	0.73
4.	Miami	22	20	2055:22	0.88
5.	Virginia	23	24	2147:34	1.01
6.	Duke	24	25	2220:00	1.01
7.	Wake Forest	21	23	1912:14	1.08
8.	Maryland	18	22	1650:18	1.20
9.	Virginia Tech	23	32	2161:49	1.33
10.	NC State	20	40	1821:01	1.98
11.	Clemson	17	38	1565:22	2.18

#### SAVES

##	Team	GP	No.	Avg/G
1.	NC State	20	124	6.20
2.	Miami	22	117	5.32
3.	Clemson	17	105	6.18
4.	Boston College	23	101	4.39
5.	Virginia Tech	23	94	4.09
6.	Duke	24	93	3.88
7.	<b>Florida State</b>	<b>23</b>	<b>81</b>	<b>3.52</b>
8.	Wake Forest	21	75	3.57
9.	North Carolina	28	68	2.43
10.	Maryland	18	63	3.50
11.	Virginia	23	34	1.48

#### SHUTOUTS

##	Team	GP	ShO	Avg/G
1.	North Carolina	28	17	0.61
2.	<b>Florida State</b>	<b>23</b>	<b>14</b>	<b>0.61</b>
3.	Boston College	23	13	0.57
	Duke	24	13	0.54
5.	Miami	22	11	0.50
6.	Wake Forest	21	10	0.48
7.	Virginia Tech	23	9	0.39
	Virginia	23	9	0.39
9.	Clemson	17	5	0.29
	Maryland	18	5	0.28
11.	NC State	20	4	0.20

### TEAM MISCELLANEOUS

Team	GP	Shots	Fouls	Offside	Corners	PK	PKA	YC	RC
Boston College	23	360	206	32	135	3	1	5	1
Clemson	17	209	145	44	76	2	2	11	0
Duke	24	354	232	41	124	3	3	9	0
<b>Florida State</b>	<b>23</b>	<b>471</b>	<b>162</b>	<b>74</b>	<b>150</b>	<b>4</b>	<b>3</b>	<b>9</b>	<b>0</b>
Maryland	18	276	166	25	73	2	2	6	0
Miami	22	289	252	29	88	0	0	19	0
NC State	20	212	182	25	75	1	1	14	0
North Carolina	28	597	274	61	184	1	1	11	0
Virginia	23	418	268	46	155	4	3	11	0
Virginia Tech	23	310	275	41	117	3	3	20	0
Wake Forest	21	312	196	34	105	0	0	7	0