


#2 Shamalene Wilson

Centerfield-Junior-Dade City, FL









Returns for her second season as the FSU starting centerfielder...dangerous player both offensively and defensively...her .363 career batting average ranks first on FSU's all-time charts...always a base-stealing threat...can bat from either right or left...an all-around player with a lot of natural ability...solid defensive player who can cover a lot of ground in the outfield...**1994:** A second team All-American...moved from left field to center field...chosen the team's Most Valuable Player...was the team leader in seven categories including at bats (213), runs (55), hits (81), total bases (124), triples (9), slugging percentage (.582) and batting average (.380)...was an All Southeast Region first team selection...garnered All-ACC honors...earned all-tournament team honors in four tournaments, including the ACC Tournament...had 25 multiple hit games and hit safely in five consecutive games five times...had five



perfect games at the plate...had just 11 strikeouts in 213 at bats...put together an eight-game winning streak ...had 28 steals, placing her third on the FSU all-time charts...**1993:** Hit an in-the-park home run in game 4 of the Regional Championship...started in left field in all but one game...voted the ACC's Freshman of the Year...led the team in hitting for much of the year...finished with a .342 average...led the Tribe in stolen bases with 25...her string of successful stolen bases ranks in the NCAA all-time top 10...was tops on the team with 17 sacrifices...**HIGH SCHOOL:** Four-time all-conference selection as a shortstop at Pasco Comprehensive High School...also named all-state and most valuable player on her team both her junior and senior seasons ...participated in the North-South All-Star game and was selected MVP of the Tournament...also named Player of the Year...**PERSONAL:** Majoring in criminology.

Wilson at the plate ...


	Avg.	G	AB	R	H	RBI	2B	3B	HR	BB	SO	SB-SBA
1993	.342	60	187	41	64	34	3	3	3	7	21	25-26
1994	<u>.380</u>	<u>65</u>	<u>213</u>	<u>55</u>	<u>81</u>	<u>17</u>	<u>10</u>	<u>9</u>	<u>5</u>	<u>10</u>	<u>11</u>	<u>28-33</u>
Totals	.363	125	400	96	145	51	13	12	8	17	32	53-59



#4 Michelle Bishop

Infield-Freshman-Casselberry, FL






Will provide depth in the infield... **High School:** Played at Lyman High School in Casselberry, FL...named team's Most Valuable Player all four years...garnered Player of the Year honors for Seminole County during junior and senior seasons...had the team's highest batting average in junior year...also played volleyball for four years...Honor Roll and National Honor Society member...**Personal:** Plans to major in biology.



#24 Jennifer Butler

Outfield-Freshman-Folsom, NJ

Will provide depth to the outfield in a backup role this season...a good pinch runner and has ability on the bases...possesses a great amount of speed...**High School:** Was a four-year letterwinner at Hammonton High School...earned All South Jersey honors during her senior year...also claimed All League team membership during her junior and senior years...was a Courier Post Scholar Athlete ... also played basketball and tennis throughout her high school career ... was awarded several academic honors, including the Edward J. Bloustein Distinguished Scholar Award...**Personal:** Majoring in biology.



#18 Renee Espinoza

Pitcher-Junior-Tucson, AZ




Brings in a great deal of experience...fomer teammate of Cindy Lawton...will contribute immediately on the mound...has played softball for 11 years...**Central Arizona Junior College:** A first team Junior College All-American ... ranked third nationally among all junior college pitchers ... named Most Valuable Player for All Region Junior Colleges...was an Honor Roll student ..**High School:** First team All-American from Tuscon High School... garnered Most Valuable Player honors all four years...
• **Personal:** Major is Criminology.



#27 Stephanie Ferlita

Infield-Freshman-Tampa, FL

An aggressive player who possesses a lot of offensive potential power...will add tremendous depth at catcher and third base and could see some action at designated player...**High School:** Hails from H.B. Plant High School in Tampa where she was selected to the Western Conference's first team...was named Most Valuable Player her senior year...also claimed first team All-County honors...chosen as an Army Reserve Scholar Athlete...also played basketball for two years at Plant...**Personal:** Undecided on major.



#9 Kristy Hull

Utility-Freshman-Phoenix, AZ






An aggressive player who will see action at catcher and utility...the kind of player who can make things happen in a game... **High School:** Played both shortstop and catcher at Moon Valley High School in Phoenix...was the team's Most Valuable Player as a senior ...received All-Conference 5A Honorable Mention honors for shortstop in the 1990-91 season...was twice named to the All-Conference first team at catcher and selected to the league's second team once...played volleyball for four years as well in high school...**Personal:** Was a member of the Moon Valley Athletic Association...has chosen to major in sports medicine/physical therapy.



#21 Misty Molin

First base/Outfield-Freshman-Jackson, CA


An experienced player who hits well from the left side...possesses good speed...will need to adjust to the collegiate level of play, but should challenge for a starting position in the outfield...**High School:** Coming out of Argonaut High School, she had been appointed to the All-League team her last three years in the program...was named All-State and was on the All-Star Optimist team her senior season...named Most Valuable Player of the team during her junior campaign...was a four-year letterwinner in basketball and twice earned Most Valuable Player honors...also played soccer one season...made Honor Roll twice...**Personal:** Undecided on major.



#11 Kelly Schnute

Outfield-Freshman-Marietta, GA



A smooth outfielder with a strong arm...is a talented player who will have to adjust to the demands of Division I softball...is confident and very aggressive...**High School:** Attended Lassiter High School...a three-year letterwinner in softball...is a very versatile athlete who also participated in cross country, swimming and track...named Most Valuable Player for cross country... was a three-time All-State swimmer and received the Coaches Award...was an Honor Roll member all four years...was also a member of the National Honor Society, Spanish Honor Society and Math Honor Society...**Personal:** Has decided to major in computer science.



#17 Nicole Zenger

Pitcher-Freshman-Madera, CA

A young freshman who will need to adjust to Division I collegiate hitters...a talented pitcher who will likely see significant action this season...**High School:** Attended Madera High School where she participated in both softball and volleyball...named softball team's Most Valuable Player all four years...was a four-time All Valley pitcher...was named the NYL Pitcher of the Year as a junior...was one of five U.S. Junior Olympic pitchers during her senior year...**Personal:** Undecided on major.



Letterwinners

From 1984 to Present

A

Rebecca Aase 1992-93
 Leslie Adams 1992-93
 Shannon Aiken 1989
 Kim Averill 1989

B

Greta Bahn 1984-86
 Leslie Barton 1990-93
 Jill Bellamy 1986-88
 Shelley Berube 1984
 Wendy Braye 1994
 Jodie Bullock 1990
 Susan Buttery 1990-93

C

Myssi Calkins 1994
 Teresa Collins 1984
 Heather Conway 1992-93
 Dina Cooper 1984
 Suzanne Cooper 1987
 Shawnda Corbin 1988
 Lori Crouse 1986-89

D

Tiffany Daniels 1986-89
 Lisa Davidson 1991-94
 Wendy Davis 1984
 Judi Davison 1985-87
 Debbie DeJohn 1987-90
 Jennie Dillmore 1992-93
 Tabitha Doka 1994
 Jennifer Drawdy 1994

E

Sheri Emetario 1986-87
 Bonnie Evans 1988

F

Heather Feltmann 1993-94
 Carolyn Fiero 1986-87
 Kelly Flaczinski 1988-91
 Kristy Fuentes 1994

G

Tina Getherall 1990-92
 Barbara Gillespie 1985-86
 Cathy Gooding 1984
 Cindy Gordon 1992-93
 Toni Gutierrez 1990-93

H

Roxanne Hantelmann 1986
 LeAnn Harrell 1984
 Becky Harrison 1988-91
 B.J. Hodges 1990-91
 Laurie Holler 1985-86

K

Kari Keith 1986-89
 Tina Kyler 1984

L

Hunter LaFountain 1989-90
 Christy Larsen 1988-91
 Julie Larsen 1985-88
 Monica Lawfield 1984
 Marla Looper 1993-94

M

Sandy Martinez 1988-89
 Lora Migliaccio 1988-91
 Shannan Mitchem 1989-92
 Leslie Miller 1984

N

Heidi Nelson 1984

O

Cricket Olafson 1984
 Jennifer Olow 1991-94
 Sunnie O'Neal 1984
 Sherri Owens 1988

P

Robin Pace 1984
 Susan Painter 1984
 Adrienne Pearson 1994
 Chris Priestler 1986

R

Julie Rice 1988-91
 Brenda Richardson 1989
 Daphne Russell 1987-88

S




Laurie Shepard 1992-93
 Tracy Simmons 1987
 Debbie Smith 1986
 Amy Snider 1984-86
 Lynn Steele 1985-87
 Stacie Symonds 1993-94

T

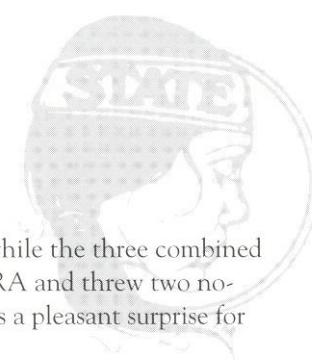
Laurie Tiedt 1984-87
 Kelly Tillman 1984

W

Windy Weltz 1994
 Shamalene Wilson 1993-94
 Tina Wood 1993-94



Review of the 1994 Season



With just four starters returning from a 52-9 squad that advanced to the College World Series, Dr. JoAnne Graf's 1994 Lady Seminoles entered the season with their sights set on their fifth straight trip to the College Softball World Series. The season took off with 14 straight wins, but the team would be tested by national caliber opponents throughout the season, and despite an impressive 50-19 record, the season was to end in Stillwater, Okla., as the Tribe competed in its ninth straight regional appearance.

Twelfth-ranked Oklahoma proved to be a stumbling block in FSU's opening game of the NCAA Regional Tournament. The Lady Seminoles fell 3-1 to the Sooners and then suffered a 4-0 loss to Providence in their second game of the tournament.

Despite the losses at Regionals, the Tribe enjoyed success throughout the regular season and in Atlantic Coast Conference competition. Florida State dominated the regular-season slate, earning a 9-2 conference record, but Virginia had other ideas going into the ACC Tournament, played in Tallahassee. Top seeded FSU edged Georgia Tech, 2-1, and North Carolina, 6-5, but struggled against the Lady Cavaliers. Florida State lost two of three contests with Virginia, allowing the Cavs to steal the championship. Senior Jennifer Olow (third base), sophomore Shamalene Wilson (center field), freshman Windy Weltz (second base/catcher) and senior Marla Looper (pitcher) were selected to the ACC All-Tournament team for their outstanding performances.

As always, the 1994 schedule featured top tournament play with national caliber teams participating. Florida State claimed the championship in the Diamond Classic in Storrs, Conn., and reached the tournament finale at the Tar Heel Invitational, where until falling 1-0 to the host Tar Heels, the Lady Seminoles dominated their games. In the six games of the tourney, FSU posted a 4-2 record and outscored its opponents, 33-7. Wilson and Olow were honored by being selected to the Tar Heel Invitational All-Tournament team.

Florida State also reached the quarterfinals in three more tournaments in the South Florida Invitational, its own Lady Seminole Invitational and the Pony Tournament in Fullerton, Calif. Wilson was joined by Cindy Lawton (designated hitter) on the USF Invitational All-Tournament team, while being the only Lady 'Nole named to the all-tournament team at the Lady Seminole Invitational.

Much of the success of the season can be attributed to the flexibility on the hill. The players returning to this position were expected to provide the leadership lost due to the graduation of many starters from the previous year. Senior Rebecca Aase, senior Marla Looper and freshman Kristy Fuentes proved to be a talented trio,

with the two seniors starting 52 of the 69 games this year, while the three combined for 27 shutouts. Looper touted a 21-9 record with a 1.10 ERA and threw two no-hitters. Aase went 18-8 with a 1.18 ERA while Fuentes was a pleasant surprise for FSU, compiling an 11-2 record and tallying one no-hitter.

Speed on the bases was also a factor in the 1994 season. Freshman Myssi Calkins broke the FSU single-season record for stolen bases with 44 thefts, while Wilson finished just 13 steals away from being FSU's all-time base stealer in only two years with the Lady 'Noles.

But Wilson, a 1994 Southeastern All-Region team selection, sizzled all season long as she led the team in seven statistical categories. She set team-high marks for the season in at bats (213), runs (55), hits (81), total bases (124), triples (9), slugging percentage (.582) and batting average (.380). Among the players with 50 or more at bats, Wilson had the lowest strikeout total with just 11. The sophomore center fielder tied senior Lisa Davidson for the team lead with 10 doubles and hit safely in five consecutive games, five different times throughout the season.

Another Lady Seminole capped off her Florida State career in style. Lisa Davidson, a 1993 All-American at second base, left her mark on the Seminole record book in seven offensive career categories. Davidson topped the FSU list with 27 career doubles and also ranks in the top five in hits (5th), triples (2nd), home runs (2nd), walks (4th) and RBIs (2nd). A power hitter, Davidson led the team with seven home runs and 36 RBI this season.

Several players improved their numbers from the previous year. Most notably, shortstop Laurie Shepard ranked second on the squad in batting with a .326 average and in hits with 60 -- nearly doubling her efforts of 1993. Junior first baseman Heather Feltmann more than tripled her hits (50) and doubled her RBI (24). Newcomer designated player Cindy Lawton made an immediate impact and ranked second on the team in RBI with 34 and third in batting average (.317) and hits (59).

The Tribe was a highly decorated bunch with six players earning 1994 Southeast All-Region honors. Along with Wilson, first team members included Looper and Shepard while Aase, Davidson and Lawton earned second-team honors. The Lady 'Noles also placed three players on the 1994 All-Atlantic Coast Conference team in Looper, Wilson and Davidson.

Dr. Graf completed her 16th year at FSU improving her career record to 759-184-4, setting an amazing 80.6% winning percentage. The season marked the eighth time during Graf's reign, and the fourth in as many years, that FSU has reached the 50-win plateau.

1994 Statistics



Batting Statistics - Record (W-L): 50-19 (28-4 Home; 11-4 Away; 11-11 Neutral; 8-3 ACC)





Batter	GP	AB	R	H	TB	2B	3B	HR	RBI	BB	SO	SB-	CS	SH	SF	HBP	CI	GW	SLG%	BA
Wilson, S.	65	213	55	81	124	10	9	5	17	10	11	28	5	5	1	1	2	0	.582	.380
Shepard, L.	65	184	19	60	71	6	1	1	23	5	17	2-	0	11	1	3	0	0	.386	.326
Lawton, C.	67	186	36	59	84	9	2	4	34	14	27	7-	2	15	4	2	0	0	.452	.317
Drawdy, J.	28	7	5	2	3	1	0	0	2	1	1	2-	0	0	0	0	0	0	.429	.286
Feltmann, H.	67	177	21	50	72	6	5	2	24	14	28	5-	0	10	2	1	0	0	.407	.283
Olow, J.	64	170	20	45	67	4	6	2	26	23	17	4-	1	3	1	3	1	0	.394	.265
Davidson, L.	68	198	26	52	85	10	1	7	36	21	38	12-	1	4	5	1	0	0	.429	.263
Calkins, M.	67	185	34	47	47	0	0	0	10	7	28	44-	4	21	1	2	0	0	.254	.254
Symonds, S.	30	36	8	9	11	0	1	0	1	4	10	0-	0	2	0	1	0	0	.306	.250
Weltz, W.	26	48	4	12	12	0	0	0	6	6	7	1-	0	4	0	0	0	0	.250	.250
Aase, R.	33	26	2	6	7	1	0	0	4	2	6	0-	0	1	1	0	0	0	.269	.231
Braye, W.	63	171	9	39	54	9	3	0	17	8	24	0-	0	9	1	0	0	0	.316	.228
Looper, M.	36	5	1	1	1	0	0	0	0	0	0	0-	0	0	0	0	0	0	.200	.200
Wood, T.	39	48	13	9	13	2	1	0	5	2	7	1-	2	1	0	0	0	0	.271	.168
Doka, T.	47	108	9	16	22	0	3	0	10	5	23	2-	1	2	1	0	0	0	.204	.148
Fuentes, K.	25	28	2	4	9	0	1	1	7	4	5	0-	0	2	0	1	0	0	.321	.143
Pearson, A.	48	8	19	0	0	0	0	0	0	0	6	1-	0	0	0	0	0	0	.000	.000
FSU TOTALS	69	1798	278	492	682	58	33	20	222	126	255	109-	16	90	18	15	3	0	.379	.274
OPPONENTS	69	1682	121	314	438	36	23	14	84	137	354	48-	20	50	5	17	1	0	.260	.187

Pitching Statistics

Pitcher	GP-GS-CG	SHO	IP	H	BB	SO	R	ER	HRA	HB	WP	BK	W	L	S	ERA
Aase, R.	30-25-20	9	177.2	108	51	108	43	30	1	8	19	0	18	8	0	1.18
Looper, M.	36-27-21	13	191.1	132	39	167	44	30	9	5	6	0	21	9	4	1.10
Fuentes, K.	22-27-9	6	103.2	74	47	79	34	23	4	4	9	0	11	2	0	1.55
FSU	69-69-50	27	472.2	314	137	354	121	83	14	17	34	0	50	19	4	1.23
Opponents	69-69-61	10	455.1	492	126	255	283	215	22	15	47	0	19	50	0	3.31

1994 Defensive Statistics for all Games

Pos.	Player	GP	PO	A	E	DP	PB	PCT
DP	Aase, R.	3	0	0	0	0	0	.000
P	Aase, R.	30	8	59	2	0	0	.971
C	Braye, W.	62	298	46	6	0	10	.983
DP	Braye, W.	1	0	0	0	0	0	.000
CF	Calkins, M.	3	4	0	0	0	0	1.000
DP	Calkins, M.	2	0	0	0	0	0	.000
LF	Calkins, M.	49	40	1	2	0	0	.954
RF	Calkins, M.	13	6	0	0	0	0	1.000
2B	Davidson, L.	63	180	108	12	1	0	.960
3B	Davidson, L.	1	1	1	0	0	0	1.000
SS	Davidson, L.	4	8	4	2	0	0	.857
CF	Doka, T.	1	0	0	0	0	0	.000
DP	Doka, T.	2	0	0	0	0	0	.000
LF	Doka, T.	1	0	0	0	0	0	.000
RF	Doka, T.	43	26	1	2	0	0	.931
DP	Drawdy, J.	17	0	0	0	0	0	.000
SS	Drawdy, J.	11	5	2	0	0	0	1.000
1B	Feltmann, H.	67	480	28	6	0	0	.988
DP	Fuentes, K.	3	0	0	0	0	0	.000
P	Fuentes, K.	22	5	17	1	0	0	.957
3B	Lawton, C.	24	19	53	6	0	0	.923
DP	Lawton, C.	43	0	2	0	0	0	1.000
P	Looper, M.	36	6	46	1	1	0	.981
1B	Olow, J.	3	21	3	0	0	0	1.000
3B	Olow, J.	47	41	109	13	0	0	.920
DP	Olow, J.	14	0	0	0	0	0	.000
CF	Pearson, A.	3	0	0	0	0	0	.000
DP	Pearson, A.	41	0	0	0	0	0	.000
LF	Pearson, A.	2	1	0	0	0	0	1.000
RF	Pearson, A.	2	0	0	0	0	0	.000
SS	Shepard, L.	65	73	135	12	0	0	.946
LF	Symonds, S.	30	00	0	0	0	0	1.000
2B	Weltz, W.	10	19	7	2	0	0	.929
C	Weltz, W.	14	61	3	1	0	1	.985
DP	Weltz, W.	2	0	0	0	0	0	.000
CF	Wilson, S.	64	82	2	3	0	0	.966
P	Wilson, S.	1	1	0	0	0	0	1.000
CF	Wood, T.	1	0	0	0	0	0	.000
DP	Wood, T.	18	0	0	0	0	0	.000
RF	Wood, T.	20	8	1	1	0	0	.900
Total FSU		69	1416	629	72	27	11	.966
Total Opponents		69	1363	646	118	14	7	.945







Game by Game Scores

1994 RESULTS FOR ALL GAMES.

RECORD (W-L): 50-19 (28-4 HOME; 11-4 AWAY; 11-11; NEUTRAL 8-3).

Date	Opponent	Score	W. Pitcher	L. Pitcher	Date	Opponent	Score	W. Pitcher	L. Pitcher
2/12	MERCER	9-3	AASE	VENABLE	3/19	ILLINOIS STATE	2-3	BURCH	LOOPER
2/12	MERCER	6-0	LOOPER	BIRDWELL	3/22	KANSAS	2-4	WILLIAMS	LOOPER
2/13	NC-CHARLOTTE	4-0	LOOPER	ANTCLIFF	3/23	NORTHWESTERN	2-8	HAWKINS	FUENTES
2/13	NC-CHARLOTTE	7-1	FUENTES	BELL	3/23	CAL STATE FULLERTON	0-7	JOHNSON	AASE
2/17	GA SOUTHERN	10-0	AASE	COLLINS	3/24	USL	3-12	HALL	LOOPER
2/17	GA SOUTHERN	8-0	FUENTES	FAUCETT	3/25	OKLAHOMA STATE	0-1	DAY	AASE
2/19	WEST FLORIDA	10-0	LOOPER	BUNETA	3/25	UTAH STATE	5-3	FUENTES	MACELROY
2/19	WEST FLORIDA	5-0	AASE	HERRERA	3/30	HOFSTRA	3-2	LOOPER	JACKSON
2/21	FLORIDA A&M	3-0	FUENTES	ANDREWS	3/30	HOFSTRA	4-3	FUENTES	PHILLIPS
2/26	STETSON	7-0	LOOPER	HARRIS	4/4	FLORIDA A & M	7-0	LOOPER	ANDREWS
2/26	STETSON	5-0	AASE	MORRISON	4/7	NORTH CAROLINA	5-1	AASE	DAVIS
2/28	MERCER	6-0	LOOPER	VENABLE	4/7	NORTH CAROLINA	6-2	FUENTES	SMITH
2/28	MERCER	5-0	FUENTES	STEFANOFF	4/8	UNCW	5-0	LOOPER	R. DAVIS
3/2	FLORIDA A&M	8-0	AASE	ANDREWS	4/8	NC-CHARLOTTE	8-1	AASE	SELL
3/5	SOUTH CAROLINA	2-3	GAREIS	LOOPER	4/9	EAST CAROLINA	0-1	FORD	FUENTES
3/5	SOUTH CAROLINA	3-1	AASE	SHERIDAN	4/9	GEORGIA TECH	11-0	LOOPER	JOHNSON
3/6	GEORGIA TECH	6-1	LOOPER	JOHNSON	4/10	VIRGINIA	9-4	FUENTES	COLLINS
3/6	GEORGIA TECH	2-1	AASE	BROWN	4/10	NORTH CAROLINA	0-1	SMITH	LOOPER
3/11	ROBERT MORRIS	0-1	EWAN	AASE	4/16	VIRGINIA	8-0	AASE	SCHMIDT
3/11	ILLINOIS-CH	3-0	LOOPER	MOLLISON	4/16	VIRGINIA	4-5	COLLINS	AASE
3/11	PENN STATE	6-2	FUENTES	GOODING	4/17	FLORIDA A&M	8-0	AASE	KLUNDT
3/12	UCLA	0-3	WEIMAN	AASE	4/22	GEORGIA TECH	2-1	LOOPER	JOHNSON
3/12	NOTRE DAME	3-0	LOOPER	KOBATA	4/22	VIRGINIA	0-2	COLLINS	AASE
3/12	VIRGINIA	7-0	AASE	COLLINS	4/23	NORTH CAROLINA	6-5	AASE	GILL
3/13	OSU	0-1	WARD	LOOPER	4/23	VIRGINIA	1-0	LOOPER	COLLINS
3/15	NORTHERN ILLINOIS	3-0	AASE	ORTIZ	4/23	VIRGINIA	0-3	COLLINS	AASE
3/15	NORTHERN ILLINOIS	1-0	LOOPER	COMPTON	5/3	WEST FLORIDA	1-4	BUNETA	LOOPER
3/16	TEXAS A&M	3-7	BUNTING	AASE	5/3	WEST FLORIDA	8-0	AASE	CLARY
3/16	VIRGINIA	4-3	LOOPER	COLLINS	5/7	CONNECTICUT	4-1	AASE	CHANASYK
3/17	PRINCETON	2-1	LOOPER	DRILL	5/7	SOUTH FLORIDA	2-0	LOOPER	DULL
3/18	INDIANA	3-2	AASE	UGO	5/11	SOUTH FLORIDA	4-2	LOOPER	AGUILAR
3/18	LOUISIANA TECH	2-0	FUENTES	CARNAHAN	5/11	SOUTH FLORIDA	6-5	LOOPER	AGUILAR
3/18	IOWA STATE	3-2	LOOPER	LOBEL	5/20	OKLAHOMA	1-3	SHERMAN	LOOPER
3/19	EASTERN MICHIGAN	1-0	AASE	KELLEY	5/21	PROVIDENCE	0-4	KVILHAUG	LOOPER
3/19	EASTERN ILLINOIS	9-0	FUENTES	PORZEL					





NCAA Results

YEAR-BY-YEAR NCAA & CWS RESULTS

FSU IN THE COLLEGE WORLD SERIES

All-Time CWS Record..... 3-10
 Appearances..... 5
 First Appearance..... 1987
 Last Appearance..... 1993
 Highest Final Ranking..... 3rd, 1990
 CWS Appearances..... 1987, 90, 91, 92, 93

FSU IN THE NCAA PLAYOFFS

(Regional/District 3)

All-Time Record..... 14-9
 Appearances..... 9
 First Appearance..... 1986
 Last Appearance..... 1994
 Consecutive Appearances..... 9

1986 SOUTH REGIONAL RUSTON, LOUISIANA

OPPONENT	FSU	OPP	W-L
Louisiana Tech	0	4	L
Louisiana Tech	0	1	L

FINAL NATIONAL RANKING - 9TH

1987 SOUTH REGIONAL TALLAHASSEE, FLORIDA

OPPONENT	FSU	OPP	W-L
Adelphi	1	0	W
Adelphi	3	1	W

1987 COLLEGE SOFTBALL WORLD SERIES

OPPONENT	FSU	OPP	W-L
Cal State-Fullerton	0	4	L
Central Michigan	0	1	L

FINAL NATIONAL RANKING - 7TH

1988 SOUTH REGIONAL RUSTON, LOUISIANA

OPPONENT	FSU	OPP	W-L
Texas A & M	0	1	L
Louisiana Tech	1	6	L

FINAL NATIONAL RANKING - 9TH

1989 SOUTH REGIONAL TALLAHASSEE, FLORIDA

OPPONENT	FSU	OPP	W-L
South Carolina	1	2	L
Louisiana Tech	1	3	L

FINAL NATIONAL RANKING - 9TH

1990 SOUTH REGIONAL LAFAYETTE, LOUISIANA

OPPONENT	FSU	OPP	W-L
Texas A & M	5	0	W
SW Louisiana	4	3	W
SW Louisiana	2	1	W

1990 COLLEGE SOFTBALL WORLD SERIES

OPPONENT	FSU	OPP	W-L
Fresno State	1	0	W
Oklahoma State	1	4	L
Nevada-Las Vegas	4	1	W
UCLA	1	3	L

FINAL NATIONAL RANKING - 3RD

1991 SOUTH REGIONAL LAFAYETTE, LOUISIANA

OPPONENT	FSU	OPP	W-L
SW Louisiana	1	0	W
Oklahoma State	2	0	W
Oklahoma State	4	3	W

1991 COLLEGE SOFTBALL WORLD SERIES

OPPONENT	FSU	OPP	W-L
UCLA	0	1	L
UNLV	1	0	W
Fresno State	0	3	L

FINAL NATIONAL RANKING - 5TH

1992 SOUTH REGIONAL LAFAYETTE, LOUISIANA

OPPONENT	FSU	OPP	W-L
SW Louisiana	1	0	W
UNLV	4	0	W
SW Louisiana	1	0	W

1992 COLLEGE SOFTBALL WORLD SERIES

OPPONENT	FSU	OPP	W-L
California	0	3	L
UMASS	2	4	L

FINAL NATIONAL RANKING - 7TH

1993 SOUTH REGIONAL TALLAHASSEE, FLORIDA

OPPONENT	FSU	OPP	W-L
Kansas	0	1	L
Iowa	5	3	W
Kansas	5	0	W
Kansas	2	1	W

1993 COLLEGE SOFTBALL WORLD SERIES

OPPONENT	FSU	OPP	W-L
Oklahoma State	2	5	L
Connecticut	1	2	L

FINAL NATIONAL RANKING - 7TH

1994 SOUTH REGIONAL STILLWATER, OKLAHOMA

OPPONENT	FSU	OPP	W-L
Oklahoma State	2	5	L
Connecticut	1	2	L

FINAL NATIONAL RANKING - 9TH

ACC Statistics

1994 SUMMARY NCAA Regionals Participant

Final Standings

Team	Conference						Overall						LAST 5	STREAK
	W	L	PCT.	HM	RD	NEU	W	L	PCT	HM	RD	NEU		
Florida State	9	2	.818	2-0	4-2	3-0	50	19	.725	28-4	11-4	11-11	3-2	Lost 2
Virginia	3	5	.375	1-1	2-2	0-2	33	18	.647	1-3	11-4	15-10	4-1	Won 1
North Carolina	2	4	.333	2-2	0-2	0-0	32	25	.561	20-5	4-8	8-12	3-2	Lost 1
Georgia Tech	2	5	.286	2-2	0-2	0-1	35	23	.603	10-4	9-5	13-11	3-2	Won 2

1994 ACC TOURNAMENT

(April 22-24, Florida State University):

#1 Florida State d. #4 Georgia Tech 2-1; #2 Virginia d. #3 North Carolina 2-1; North Carolina d. Georgia Tech 4-0; Virginia d. Florida State 2-0; Florida State d. North Carolina 6-5; Florida State d. Virginia 1-0; Virginia d. Florida State 3-0.

1994 ACC ALL-TOURNAMENT

Vicki Huff, North Carolina; Stephanie Weitman, Georgia Tech; **JENNIFER OLOW, FSU**; **SHAMALENE WILSON, FSU**; Christine Kubin, North Carolina; **WENDY WELTZ, FSU**; Terri Bolden, Georgia Tech; Eileen Schmidt, Virginia; Tanya Spishak, Virginia; Michelle Collins, Virginia; **MARLA LOOPER, FSU**; **MOST VALUABLE PLAYER:** Michelle Collins, Virginia

1994 ACC ALL-CONFERENCE

Eileen Schmidt, Virginia; Vicki Huff, North Carolina; **LISA DAVIDSON, FSU**; Laura Williams, Georgia Tech; Paloma Vanderzanden, Virginia; **SHAMALENE WILSON, FSU**; Stephanie Weitman, Georgia Tech; Amy Cole, North Carolina; Tanya Spishak, Virginia; **Marla Looper, FSU**, Michelle Collins, Virginia.

1994 ACC PLAYER OF THE YEAR

Beverly Smith, North Carolina

1994 ACC ROOKIE OF THE YEAR


Laura Williams, Georgia Tech

1994 ACC COACH OF THE YEAR:


Peggy Kellers, Virginia

ACC
ATLANTIC COAST CONFERENCE

NCAA
CHAMPIONSHIP



Record Book



Yearly Leaders - Offensive (Since 1984)

BATTING AVERAGE

1984	Greta Bahn	.331
1985	Greta Bahn	.274
1986	Carolyn Fiero	.352
1987	Tiffany Daniels	.391
1988	Tiffany Daniels	.340
1989	Tiffany Daniels	.350
1990	Penny Siqueiros	.313
	Leslie Barton	.313
1991	Penny Siqueiros	.329
1992	Penny Siqueiros	.381
1993	Susan Buttery	.377
1994	Shamalene Wilson	.380

RUNS

1984	Greta Bahn	36
1985	Greta Bahn	35
1986	Barbara Gillespie	24
1987	Tiffany Daniels	63
1988	Tiffany Daniels	39
1989	Tiffany Daniels	35
1990	Christy Larsen	30
1991	Susan Buttery	43
1992	Susan Buttery	59
1993	Susan Buttery	58
1994	Shamalene Wilson	55

HITS

1984	Greta Bahn	39
1985	Greta Bahn	54
1986	Carolyn Fiero	42
1987	Tiffany Daniels	79
1988	Tiffany Daniels	55
1989	Tiffany Daniels	56
1990	Penny Siqueiros	56
1991	Penny Siqueiros	71
1992	Susan Buttery	84
1993	Susan Buttery	78
1994	Shamalene Wilson	81

DOUBLES

1984	Teresa Collins	7
1985	Greta Bahn	4
1986	Carolyn Fiero	5
1987	Carolyn Fiero	6
1988	Christy Larsen	5
1989	Tiffany Daniels	8

1990	Christy Larsen	7
1991	Penny Siqueiros	7
1992	Leslie Barton	11
1993	Leslie Barton	
	Lisa Davidson	8
1994	Lisa Davidson	
	S. Wilson	10

TRIPLES

1984	Greta Bahn	6
1985	Laurie Holler	9
1986	Carolyn Fiero	5
1987	Tiffany Daniels	11
1988	Tiffany Daniels	6
1989	Christy Larsen	4
1990	Leslie Barton,	
	Toni Gutierrez	
	Julie Rice	3
1991	Penny Siqueiros	5
1992	Susan Buttery	9
1993	Lisa Davidson	9
1994	Shamalene Wilson	9

HOME RUNS

1984	Teresa Collins	7
1985	Wendy Rogers	5
1986	Carolyn Fiero	6
1987	Tiffany Daniels	10
1988	Tiffany Daniels	6
1989	Tiffany Daniels	6
1990	Leslie Barton	5
1991	Susan Buttery	3
1992	Lisa Davidson	6
1993	Leslie Barton	5
1994	Lisa Davidson	7

RUNS BATTED IN

1984	Greta Bahn	
	Teresa Collins	25
1985	Wendy Rogers	31
1986	Carolyn Fiero	25
1987	Tiffany Daniels	41
1988	Lori Crouse	33
1989	Tiffany Daniels	28
1990	Penny Siqueiros	23
1991	Penny Siqueiros	31
1992	Penny Siqueiros	49
1993	Leslie Barton	47
1994	Shamalene Wilson	36

STOLEN BASES

1984	Sunnie O'Neal	11
1985	Greta Bahn,	
	Barbara Gillespie	15
1986	Greta Bahn	20
1987	Tiffany Daniels	23
1988	Christy Larsen	12
1989	Tiffany Daniels	25
1990	Jodie Bullock	7
1991	Tina Getherall	11
1992	Leslie Barton	35
1993	Shamalene Wilson	25
1994	Myssi Calkins	44

BASES ON BALLS

1984	Greta Bahn	21
1985	Greta Bahn	25
1986	Laurie Holler	24
1987	Tiffany Daniels	39
1988	Tiffany Daniels	26
1989	Tiffany Daniels	24
1990	Jodie Bullock	17
1991	Susan Buttery	23
1992	Leslie Barton	29
1993	Lisa Davidson	28
1994	Jen Olow	23

SACRIFICE HITS

1984	Tina Kyler	11
1985	Tina Kyler	17
1986	Karyn Palgut	13
1987	Lynn Steele	18
1988	Kari Keith	14
1989	Kelly Flaczinski	17
1990	Shannan Mitchem	18
1991	Kelly Flazinski	15
	Tina Getherall	15
1992	Shannan Mitchem	25
1993	Shamalene Wilson	17
1994	Myssi Calkins	21

Yearly Leaders - Pitching

(Since 1984)

APPEARANCES

1984	Tina Kyler	23
1985	Tina Kyler	26
1986	Julie Larsen	33
1987	Julie Larsen	37
1988	Julie Larsen	24

1989	Debbie DeJohn	32
1990	Debbie DeJohn	35
1991	Christy Larsen	43
1992	Toni Gutierrez	44
1993	Marla Looper	25
1994	Marla Looper	36

INNINGS PITCHED

1984	Tina Kyler	157
1985	Tina Kyler	182
1986	Julie Larsen	225
1987	Julie Larsen	237
1988	Julie Larsen	174
1989	Debbie DeJohn	223
1990	Debbie DeJohn	225
1991	Christy Larsen	275
1992	Toni Gutierrez	285
1993	Marla Looper	165.2
1994	Marla Looper	191.1

WINS

1984	Shelley Berube	18
1985	Julie Larsen	18
1986	Julie Larsen	25
1987	Julie Larsen	
	Debbie DeJohn	25
1988	Debbie DeJohn	18
1989	Debbie DeJohn	22
1990	Debbie DeJohn	25
1991	Christy Larsen	33
1992	Toni Gutierrez	35
1993	Marla Looper	20
1994	Marla Looper	21

STRIKEOUTS

1984	Tina Kyler	248
1985	Tina Kyler	209
1986	Julie Larsen	271
1987	Julie Larsen	224
1988	Julie Larsen	164
1989	Christy Larsen	166
1990	Christy Larsen	201
1991	Christy Larsen	307
1992	Toni Gutierrez	295
1993	Marla Looper	143
1994	Marla Looper	167

EARNED RUN AVERAGE

1984	Shelley Berube	0.22
1985	Julie Larsen	0.29

1986	Julie Larsen	0.37
1987	Debbie DeJohn	0.51
1988	Christy Larsen	0.90
1989	Debbie DeJohn	0.53
1990	Toni Gutierrez	0.14
1991	Toni Gutierrez	0.59
1992	Toni Gutierrez	0.47
1993	Marla Looper	0.42
1994	Marla Looper	1.10

BASES ON BALLS

1984	Shelly Berube	16
1985	Julie Larsen	30
1986	Roxanne Hantelmann	18
1987	Debbie DeJohn	56
1988	Debbie DeJohn	32
1989	Debbie DeJohn	35
1990	Christy Larsen	22
1991	Toni Gutierrez	38
1992	Toni Gutierrez	54
1993	Toni Gutierrez	28
1994	Marla Looper	39

HITS

1984	Shelly Berube	33
1985	Tina Kyler	63
1986	Roxanne Hantelmann	65
1987	Julie Larsen	114
	Debbie DeJohn	114
1988	Christy Larsen	54
1989	Christy Larsen	83
1990	Christy Larsen	57
1991	Toni Gutierrez	87
1992	Rebecca Aase	96
1993	Rebecca Aase	66
1994	Rebecca Aase	108

RUNS

1984	Shelly Berube	10
1985	Julie Larsen	10
1986	Roxanne Hantelmann	17
1987	Julie Larsen	41
	Debbie DeJohn	41
1988	Christy Larsen	25
1989	Debbie DeJohn	33
1990	Christy Larsen	17
1991	Toni Gutierrez	22
1992	Rebecca Aase	31
1993	Rebecca Aase	16
	Toni Gutierrez	16
1994	Rebecca Aase	43

Career Records

GAMES:

Shannan Mitchem	258	1989-92
Susan Buttery	256	1990-93

Kelley Flaczinski	241	1988-91
Leslie Barton	241	1990-93
Penny Siqueiros	240	1989-92

AT BATS:

Susan Buttery	767	1990-93
Leslie Barton	695	1990-93
Christy Larsen	687	1988-91
Kelley Flaczinski	682	1988-91
Penny Siqueiros	657	1989-92

RUNS:

Susan Buttery	170	1990-93
Tiffany Daniels	148	1986-89
Leslie Barton	131	1990-93
Christy Larsen	125	1988-91
Penny Siqueiros	105	1989-92

HITS:

Susan Buttery	245	1990-93
Penny Siqueiros	219	1989-92
Leslie Barton	216	1990-93
Tiffany Daniels	198	1986-89
Lisa Davidson	187	1991-94

DOUBLES:

Lisa Davidson	27	1991-94
Christy Larsen	23	1988-90
Susan Buttery	18	1990-93
Tiffany Daniels	17	1986-89
Julie Rice	17	1988-91

TRIPLES:

Tiffany Daniels	21	1986-89
Lisa Davidson	19	1991-94
Lisa Davidson	18	1991-93
Leslie Barton	17	1990-93
Susan Buttery	16	1990-93

HOME RUNS:

Tiffany Daniels	24	1986-89
Lisa Davidson	17	1991-94
Leslie Barton	14	1990-93
Lisa Davidson	10	1991-93
Susan Buttery	10	1990-93

STOLEN BASES:

Leslie Barton	66	1990-93
Tiffany Daniels	61	1986-89
Shamalene Wilson	53	1993-94
Myssi Calkins	44	1994
Greta Bahn	41	1984-86

BASES ON BALLS:

Lisa Davidson	114	1991-94
Tiffany Daniels	92	1986-89
Leslie Barton	70	1990-93
Susan Buttery	64	1990-93
Greta Bahn	59	1984-86

RUNS BATTED IN:

Leslie Barton	131	1990-93
Penny Siqueiros	110	1989-92
Tiffany Daniels	103	1986-89
Susan Buttery	81	1990-93
Lisa Davidson	78	1991-93

BATTING AVERAGE:

Shamalene Wilson	.363	1993-94
Tiffany Daniels	.356	1986-89
Penny Siqueiros	.333	1989-92
Susan Buttery	.319	1990-93
Leslie Barton	.311	1990-93
Leslie Adams	.311	1992-93

Pitching - Career Records

GAMES:

Debbie DeJohn	121	1987-90
Julie Larsen	113	1985-88
Christy Larsen	107	1988-91
Toni Gutierrez	104	1990-93
Rebecca Aase	98	1991-94

INNINGS PITCHED:

Debbie DeJohn	798	1987-90
Julie Larsen	759	1985-88
Toni Gutierrez	651	1990-93
Christy Larsen	604	1988-91
Rebecca Aase	566	1991-94

WINS:

Debbie DeJohn	90	1987-90
Julie Larsen	85	1985-89
Christy Larsen	77	1988-91
Toni Gutierrez	74	1990-93
Rebecca Aase	71	1991-94

STRIKEOUTS:

Julie Larsen	834	1985-88
Christy Larsen	758	1988-91
Toni Gutierrez	648	1990-93
Tina Kyler	457	1984-85
Debbie DeJohn	449	1987-90

SHUTOUTS:

Christy Larsen	52	1988-91
Toni Gutierrez	51	1990-93
Julie Larsen	50	1985-88
Debbie DeJohn	43	1987-90
Rebecca Aase	43	1991-94

EARNED RUN AVERAGE:

Shelley Berube	0.38	1984-85
Toni Gutierrez	0.47	1990-93
Tina Kyler	0.50	1984-85

Rebecca Aase	0.65	1991-93
Marla Looper	0.78	1993-94
Rebecca Aase	0.84	1991-94

Team Season Records

VICTORIES

Most in Season - 63, 1992 (63-9)

STREAKS

Longest Winning Streak-32, 1985 (March 4-26)

Longest Losing Streak-6, 3-19-8 to 3-25-89

WINNING PERCENTAGE

Highest in Season-.875, 1984 and 1992

SHUTOUTS

Fewest Times Shutout in Season-2, 1993

(61 games)

Most Times Shutout in Season-10, 1994

Longest Streak Without Being Shutout-46 (1984)

Most Recorded in Season-41, 1992

Most Consecutive-17, 1993

Consecutive Scoreless Innings

Pitched-124%, 1993

HITTING

RUNS

Most in Game-17, vs Florida A&M, 1987

Most Allowed in Game-12, S. W. Louisiana, 1994

Largest Winning Margin-17, vs Florida A&M, 1987

Largest Losing Margin-9, vs S.W. Louisiana, 1994

Most in Season-364, 1992

Most Allowed in Season-121, 1994

HITS

Most in Season-580, 1992

Most Allowed in Season-314, 1994

DOUBLES

Most in Season-58, 1994

Most Allowed in Season-36, 1994

TRIPLES

Most in Season-33, 1994

Most Allowed in Season-23, 1994



HOME RUNS

Most in Season-23, 1992
Most Allowed in Season-14, 1994

RUNS BATTED IN

Most in Season-288, 1992

BATTING AVERAGE

Highest in Season-.315, 1992 (580-1842)
Highest Allowed in Season-.187, 1994

STOLEN BASES

Most in Season-108, 1994 (69 games)
Most Allowed in Season-53, 1991 (58 attempts)

FIELDING

PUTOUTS

Most in Season-1,471, 1992 (72 games)

ASSISTS

Most in Season-629, 1994 (69 games)

ERRORS

Most in Season-97, 1987 (64 games)
Most by Opponents in Season-138, 1991

FIELDING PERCENTAGE

Highest in Season-.976, 1993 (61 games)
Lowest in Season-.950, 1987 (64 games)

PITCHING

PITCHING APPEARANCES

Most in Season-72, 1992

INNINGS PITCHED

Most in Season-514, 1991 (74 games)
Most by Opponents-481, 1991 (74 games)

NO-HITTERS

Most in Season-8, 1986 (49 games)

EARNED RUN AVERAGE

Lowest in Season-0.37, 1984 (18ER-339.2 IP)
Highest in Season-1.23, 1994 (83ER-472.2IP)

Individual Season Records

Most Games Played: Penny Siqueiros, 74, 1991

At Bats: Susan Buttery, 240, 1992

Runs: Tiffany Daniels, 63, 1987

Hits: Susan Buttery, 84, 1992

Doubles: Leslie Barton, 11, 1992

Triples: Tiffany Daniels, 11, 1987

Home Runs: Tiffany Daniels, 10, 1987

RBIs: Penny Siqueiros, 49, 1992

Walks: Tiffany Daniels, 39, 1987

Strikeouts: Leslie Barton, 42, 1991

Batting Average:

Tiffany Daniels, .391, 1987

Stolen Bases: Myssi Calkins, 4 (in 48 attempts), 1994

Sacrifices: Shannan Mitchem, 25, 1992

Putouts: Heather Feltman, 480, 1994

Assists: Shannan Mitchem, 165, 1992

Errors: Jill Bellamy, 22, 1987

Fielding Pct.: Julie Rice, 1.000 (320 chances), 1990

Pitching

Appearances: Toni Gutierrez, 44, 1992

Games Started:

Toni Gutierrez, 41, 1992

Wins: Toni Gutierrez, 35, 1992

Losses: Toni Gutierrez, 9, 1992;

Julie Larsen, 9, 1987;

Marla Looper, 9, 1994

Runs (Most): Christy Larsen, 59, 1991

Runs (Least): J. Larsen, 10, 1985;

Berube, 10, 1984; Aase, 10, 1991

Earned Runs (Most):

Christy Larsen, 37, 1991

Earned Runs (Least): Toni Gutierrez,

1, 1990 (in 50 innings)

Hits (Most): Debbie DeJohn,

136 (in 223 innings), 1989

Walks (Most): Rebecca Aase, 80, 1992

Walks (Least): Toni Gutierrez, 10, 1990

Strikeouts: Christy Larsen, 307, 1991

Hit Batsmen: Christy Larsen, 12, 1989

and Toni Gutierrez, 12, 1992

Earned Run Average: Toni Gutierrez,

0.14, 1990 (50 innings)

Most Doubles Allowed:

Marla Looper, 20, 1994

Most Triples Allowed:

Rebecca Aase, 11, 1994

Most Home Runs Allowed:

9 Marla Looper, 1994

Most Consecutive Victories

50, Rebecca Aase, Feb, 15, 1991

to April 24, 1993

Best Win Percentage:

1.000 Rebecca Aase, 1992, (28-0)

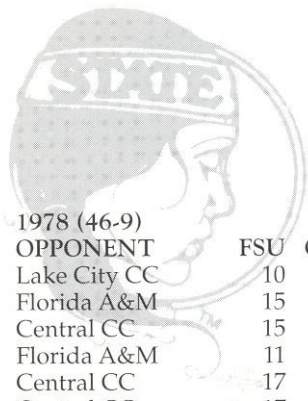
Series Records vs All Opponents

Series records are as of 1984 when Florida State switched to Fast Pitch

OPPONENT	W	L	T	OPPONENT	W	L	T	OPPONENT	W	L	T
Adelphi	5	1	0	Iowa	2	1	0	Pacific	1	0	0
Arizona	0	2	0	Iowa State	1	0	0	Penn State	3	0	0
Arizona State	1	2	0	Kansas	5	3	0	Princeton	6	0	0
Austin Peay	1	0	0	Kent	4	0	0	Providence	0	1	0
Ball State	5	0	1	Liberty	1	0	0	Quincy College	2	0	0
Baylor	2	2	0	Limestone	4	0	0	Radford College	1	0	0
Bowling Green	6	0	0	Louisiana Tech	2	9	2	Rhode Island	2	0	0
Bradley	2	0	0	Maine	2	0	0	Rider College	2	0	0
Brown	2	0	0	Massachusetts	3	1	0	Robert Morris	2	1	0
Cal - Berkeley	0	2	0	Mercer	6	0	0	Rutgers	5	0	0
Cal Poly-Pomona	1	0	0	Miami (Ohio)	6	4	0	Sacramento State	1	0	0
Cal State-Fullerton	1	3	0	McNeese State	0	1	0	Saginaw Valley State	3	0	0
Cal State-Northridge	0	1	0	Michigan	1	1	0	Samford	8	0	0
Central Michigan	3	1	0	Michigan State	4	0	0	Sam Houston State	1	1	0
Coastal Carolina	1	0	0	Millikin	1	0	0	South Carolina	13	13	0
Connecticut	9	2	0	Minnesota	1	0	0	South Florida	30	5	0
Creighton	2	1	0	Mississippi State	4	0	0	Southern Illinois	4	1	0
Davis & Elkins	1	0	0	Mississippi Univ.-Women	3	0	0	Southern Mississippi	6	0	0
Dayton	1	0	0	Missouri	1	4	0	Southwestern Louisiana	9	3	0
Detroit	3	0	0	Nebraska	1	4	0	Southwest Missouri State	2	1	0
Drake	1	0	0	Nevada-Las Vegas	2	0	0	St. Louis CC	2	0	0
Drexel	4	0	0	New Mexico	3	0	0	Stanford	1	0	0
East Carolina	12	1	0	New Orleans	2	0	0	Stephen F. Austin	1	1	0
East Central CC	2	0	0	Nicholls State	8	2	0	Stetson	8	1	0
Eastern Illinois	7	0	0	North Carolina	15	3	0	Susquehanna	2	0	0
Eastern Michigan	11	0	0	North Carolina-Charlotte	3	0	0	Temple	12	1	0
Florida A&M	43	0	0	No. Carolina-Wilmington	7	0	0	Tennessee Tech	3	0	0
Florida Southern	3	0	0	Northeast Louisiana	3	0	1	Texas A&M	1	4	0
Fresno State	1	1	0	Northern Illinois	3	3	0	Texas-Arlington	0	1	0
Furman	6	1	0	Northern Iowa	5	1	0	Toledo	7	1	0
George Mason	3	0	0	Northwest Louisiana	2	0	0	UCLA	0	4	0
Georgia Southern	11	0	0	Northwestern	1	1	0	Utah	2	2	0
Georgia State	7	1	0	Notre Dame	2	0	0	Utah State	1	1	0
Georgia Tech	11	0	0	Ohio	4	0	0	Valparaiso	2	0	0
Grambling State	5	0	0	Ohio State	9	0	0	Virginia	24	9	0
Hofstra	5	0	0	Oklahoma	3	3	0	West Florida	30	4	0
Illinois-Chicago	1	0	0	Oklahoma City College	2	0	0	Western Illinois	7	2	0
Illinois State	2	0	0	Oklahoma State	5	6	0	Wichita State	1	0	0
Indiana	5	1	0	Onondage CC	4	0	0	Winthrop	5	0	0

Lady Seminole Invitational Champions & MVP

Champion	MVP	Champion	MVP
1984 Florida State	Tina Kyler, Florida State	1991 Florida State and Creighton	No MVP's were chosen
1985 Florida State	Beth Hawkins, Bradley	1992 Florida State	Toni Gutierrez - Florida State
1986 South Florida	Debbie Morash, South Florida	1993 Florida State	Leslie Adams - Florida State
1987 South Florida	Lisa Lines, South Florida	1994 Texas A&M	Jennifer McFalls - Texas A&M
1988 Florida State	Tiffany Daniels, Florida State		
1989 Northern Illinois	Jill Justin, Northern Illinois		
1990 Pool Champions:	Southwestern Louisiana, Illinois State, Nebraska and South Florida; no MVPs or All-Tournament Team was chosen.		



Year by Year Records

1978 (46-9)
 OPPONENT FSU OPP
 Lake City CC 10 8
 Florida A&M 15 3
 Central CC 15 0
 Florida A&M 11 1
 Central CC 17 1
 Central CC 17 3
 Florida 6 2
 Miami 18 1
 Florida Int'l 5 2
 West Palm Bch JC 8 3
 Florida 5 2
 Florida Tech 3 8
 Florida Tech 10 5
 Florida 4 0
 South Florida 4 5
 Jacksonville 20 0
 Jacksonville 6 0
 Florida 10 1
 Florida Tech 5 1
 Flagler College 0 5
 Florida Tech 0 4
 Florida 1 0
 Florida 4 0
 Lake City CC 11 6
 Lake City CC 10 2
 South Florida 10 4
 Lake City CC 1 0
 Flagler College 12 11
 Florida 8 2
 Jacksonville 4 2
 Jacksonville 2 1
 South Florida 2 3
 Stetson 9 1
 Florida Int'l 14 3
 Florida 8 1
 Florida Tech 1 7
 Florida 4 1
 Florida 6 4
 Stetson 11 0
 South Florida 3 2
 Florida Tech 10 9
 Florida Tech 7 4

Auburn 4 2
 Auburn 6 1
 Armstrong St. 4 0
 Southern Miss. 9 1
 Delta State 4 5
 Florida Int'l 3 0
 Delta State 5 2
 South Florida 3 6
 Armstrong St. 10 3
 Delta State 8 3
 South Florida 5 1
 Florida 1 0
 Florida 2 4

1979 (23-13)
 OPPONENT FSU OPP
 Chipola CC 3 1
 Florida A&M 11 1
 Chipola CC 1 5
 Chipola CC 6 7
 Brevard CC 4 3
 Brevard CC 14 0
 Broward No. CC 15 2
 Dade South CC 1 2
 Miami 3 1
 Dade North CC 3 4
 Jacksonville 10 0
 Florida 0 2
 Florida A&M 7 2
 South Florida 6 2
 Florida 1 4
 South Florida 0 1
 Lake City CC 3 1
 Lake City CC 4 3
 Florida A&M 5 0
 Flagler College 8 10
 Central Florida 8 1
 Jacksonville 4 3
 Lake City CC 1 4
 Lake City CC 5 3
 Lake City CC 0 2
 Florida 0 5
 Dade North CC 15 0
 Lake City CC 0 7



1980 (37-10)
 OPPONENT FSU OPP
 No. Florida JC 1 2
 No. Florida JC 5 4
 Central Florida 5 1
 Florida 0 2
 Brevard CC 11 0
 Brevard CC 4 1
 Florida A&M 10 2
 Florida JC 5 1
 Flagler College 11 0
 Lake City CC 6 5
 Florida 5 4
 Lake City CC 2 3
 South Florida 1 0
 South Florida 5 1
 Central Florida 7 3
 South Florida 8 9
 FL Southern 9 3
 Florida 3 5
 Florida 5 4
 Florida A&M 10 5
 Stetson 14 2
 FL International 11 1
 Florida 4 2
 Flagler College 5 2
 Flagler College 17 4
 Chipola CC 10 0
 Lake City CC 1 3
 Appalachian St. 23 1
 No. Kentucky 15 4
 Florida 1 7
 N.C State 7 4
 Florida 0 5
 Chipola CC 11 3

Jacksonville 2 1
 Jacksonville 10 3
 Florida 2 0
 Florida 1 2
 Flagler College 14 2
 Florida 3 2
 South Florida 6 5
 Florida 7 3

1981 (54-7)
 OPPONENT FSU OPP
 Chipola JC 12 0
 Chipola JC 12 0
 Auburn 5 1
 East Carolina 9 2
 Florida A&M 11 0
 Florida 3 0
 Florida 3 4
 Florida 5 2
 Lake City CC 4 3
 Miami Dade N. JC 5 0
 Miami 9 0
 Broward Cen. CC 2 3
 Palm Beach JC 4 0
 Florida 5 0
 South Florida 2 0
 FL International 7 0
 Flagler College 16 0
 Flagler College 13 0
 Edward Waters 21 2
 Edward Waters 10 0
 South Florida 7 5
 Stetson 9 0
 FL International 9 2
 Florida 1 5
 South Florida 5 1
 Florida 2 5
 Florida 2 9

Chipola CC 11 3
 Miami 22 4
 South Florida 11 1
 Central Florida 3 2
 Florida 3 2
 N. Florida JC 4 2
 N. Florida JC 2 1
 Auburn 4 3
 Auburn 10 7
 W. GA College 3 0
 Auburn 20 11
 Florida 0 1
 Auburn 10 3
 Florida 0 4

1981 (54-7)
 OPPONENT FSU OPP
 Chipola JC 12 0
 Chipola JC 12 0
 Auburn 5 1
 East Carolina 9 2
 Florida A&M 11 0
 Florida 3 0
 Florida 3 4
 Florida 5 2
 Lake City CC 4 3
 Miami Dade N. JC 5 0
 Miami 9 0
 Broward Cen. CC 2 3
 Palm Beach JC 4 0
 Florida 5 0
 South Florida 2 0
 FL International 7 0
 Flagler College 16 0
 Flagler College 13 0
 Edward Waters 21 2
 Edward Waters 10 0
 South Florida 7 5
 Stetson 9 0
 FL International 9 2
 Florida 1 5
 South Florida 5 1
 Florida 2 5
 Florida 2 9





Jacksonville	5	0	East Carolina	2	8	Florida	9	4	Stetson	14	0	Liberty Baptist	9	0
Georgia State	14	2	Florida A&M	12	11	Florida			West Florida	5	1	Davis & Elkins	9	0
Georgia S.W.	9	1	Florida A&M	12	4	1983 (46-11)			Florida	5	2	Radford	8	0
Valdosta State	16	5	Georgia State	15	0	OPPONENT	FSU	OPP	Florida	7	8	Ohio State	5	2
Georgia Southern	4	3	Georgia State	17	0	West Florida	10	4	Florida	0	2	North Carolina	3	1
Georgia State	17	2	Wilmington College	10	2	West Florida	10	9	Northern Kentucky	13	4	Penn State	5	0
Georgia Tech	12	2	Jacksonville	11	8	Lake City CC	2	1	East Carolina	3	2	Florida A&M	11	1
Armstrong State	17	4	Fort Valley State	30	5	Lake City CC	3	4	Florida	8	3	Florida A&M	11	0
Lake City CC	16	2	Pensacola JC	9	0	West Florida	3	1	South Florida	2	11	New Orleans	9	0
Flagler College	11	2	Jacksonville 1	1	3	Jacksonville	5	2	South Florida	3	4	New Orleans	10	0
Flagler College	5	0	Lake City CC	11	10	Pensacola JC	3	2						
Edward Waters	15	0	South Florida	0	6	Florida	5	1	1984 (41-5-2)			1985 (50-12-2)		
Edward Waters	8	0	Florida International	8	7	Florida	5	0	OPPONENT	FSU	OPP	OPPONENT	FSU	OPP
Western Carolina	1	0	Palm Beach JC	5	4	Florida Atlantic	16	0	Florida A&M	12	0	South Florida	2	1
N.C.. State	3	2	Florida	11	12	Florida Atlantic	10	4	Florida A&M	9	0	South Florida	3	4
East Carolina	12	0	South Florida	16	9	Campbell College	19	2	Stephen F. Austin	0	2	Florida A&M	3	0
East Carolinaa	4	9	Florida	8	1	East Carolina	14	8	SW Louisiana	1	0	Florida A&M	5	0
East Carolina	2	5	Florida	6	1	Miami Dade North JC	8	1	Louisiana Tech	0	0	Susquehanna	11	0
Florida A&M	7	1	Jacksonville	9	2	West Florida	17	4	Texas A&M	2	6	Susquehanna	8	2
Florida	5	1	Florida	0	14	Jacksonville	15	1	Baylor	2	3	Louisiana Tech	0	0
Chipola JC	14	1	Georgia Southern	39	5	Lake City CC	3	1	NE Louisiana	0	0	McNeese State	0	4
Chipola JC	15	1	South Florida	16	14	Armstrong State	9	2	Grambling	7	0	Ball State	0	0
Eckerd College	14	3	Florida	15	4	Edison	4	2	Grambling	4	0	Missouri	0	1
South Florida	5	1	Florida	2	3	South Florida	0	2	Mississippi State	1	0	Detroit	5	0
Florida	4	3	Florida	2	11	Lake City CC	0	1	Mississippi State	6	2	Detroit	6	1
South Florida	5	0	Pensacola JC	9	3	Cleveland State	14	2	Miss. U. of Women	3	0	Temple	2	0
Livingston State	15	2	Lake City CC	8	4	Cleveland State	2	0	Miss. U. of Women	6	2	Temple	3	0
Georgia Southern	16	0	East Carolina	5	0	Florida A&M	14	2	Southern Miss.	1	0	Grambling	11	0
South Florida	9	5	North Carolina	11	0	Florida A&M	7	6	Southern Miss.	1	0	Grambling	10	0
South Florida	8	4	Northern Kentucky	6	0	South Florida	2	0	St. Louis CC	15	0	Saginaw Valley State	6	0
Western Carolina	13	9	N.C. State	6	0	Florida Southern	8	0	East Central College	8	0	NE Louisiana	1	0
N.C. State	4	3	Chipola JC	15	0	Palm Beach JC	6	5	East Central College	10	0	Grambling	7	0
Eaast Carolina	12	3	Chipola JC	17	0	South Florida	4	2	St. Louis CC	11	1	Florida A&M	3	0
North Carolina	4	1	Florida	4	3	Florida	3	2	Mississippi State	5	0	Quincy College	4	2
			Florida A&M	19	5	South Florida	4	7	George Mason	5	0	Quincy College	1	0
1982 (56-10)			Lake City CC	15	6	South Florida	9	0	Florida A&M	10	0	Onondaga CC	10	0
OPPONENT	FSU	OPP	Lake City CC	7	6	Jacksonville	2	0	Onondaga JC	4	1	Onondaga CC	8	1
Florida A&M	13	4	Stetson	19	1	Jacksonville	4	2	Onondaga JC	10	0	Western Illinois	1	0
Florida A&M	9	0	Florida International	9	1	Pensacola JC	2	1	Western Illinois	1	3	Millikin	6	0
Chipola JC	15	0	Florida	1	2	East Carolina	0	2	Western Illinois	3	1	Michigan State	2	0
Brevard JC	6	0	South Florida	6	5	East Carolina	5	4	Rider College	10	0	Michigan State	5	0
South Florida	3	0	Florida	5	1	UNC-Charlotte	12	0	Rider College	4	0	Bradley	2	0
Florida	3	0	Florida	9	8	N.C. State	7	1	Saginaw Valley State	1	0	Bradley	3	1
Florida	6	5	Columbus College	12	0	Cleveland State	5	3	Saginaw Valley State	7	2	Furman	13	0
Chipola JC	15	0	Miss.i U. of Women	10	1	Northern Kentucky	17	1	East Carolina	2	0	Stetson	2	1
Chipola JC	8	2	South Florida	9	1	Jacksonville	0	1	East Carolina	3	0	Rutgers	4	0
South Florida	3	0	South Florida	1	1	Jacksonville	3	2	North Carolina	1	0	Toledo	3	2
Mississippi	8	1	South Florida	5	2	Florida A&M	10	0	North Carolina	5	0	SW Missouri State	4	3
Valencia CC	15	0	Georgia Southern	10	0	Florida A&M	12	3	Nicholls State	1	2	Ohio State	6	0
Florida	2	4	South Florida	17	2	Lake City CC	0	2	Southern Miss.	3	0	South Florida	2	1
Lake City CC	5	7	UNC-Charlotte	19	4	Lake City CC	9	4	Miss. U. of Women	2	1	Bradley	1	0



Ohio State	3	2	Toledo	4	0	South Florida	3	7	Eastern Michigan	4	3	Georgia State	2	1
Ohio State	11	1	Florida Southern	7	3	South Carolina	0	2	Temple	3	0	Texas A&M	0	1
Brown	14	0	Rutgers	3	0	Miami (Ohio)	3	0	Temple	2	0	Louisiana Tech	1	6
Brown	14	2	Nevada-Reno	8	1	Miami (Ohio)	3	2	North Carolina	4	2			
SW Missouri State	0	1	Furman	3	2	Tennessee Tech	10	0	North Carolina	8	4	1989 (39-14)		
Stanford	9	1	Mississippi State	3	1	Kent State	16	0	Louisiana Tech	0	7	OPPONENT	FSU	OPP
Baylor	4	5	Western Illinois	4	6	Bowling Green	4	0	North Carolina	2	1	West Florida	3	2
Utah State	0	2	Ohio	10	0	Southern Miss.	13	3	Eastern Michigan	7	4	West Florida	1	5
New Mexico	3	2	Ohio	5	1	Nicholls State	5	0	South Florida	2	1	Florida A&M	11	0
Louisiana Tech	1	2	Ohio State	8	0	Furman	1	0	Virginia	4	0	Florida A&M	4	0
Texas A&M	1	2	Ohio State	3	2	Toledo	0	3	Temple	4	3	Eastern Michigan	2	0
NE Louisiana	10	1	Oklahoma State	3	2	Toledo	9	6	Oklahoma City College	5	0	Eastern Michigan	5	1
Adelphi	0	2	Utah	2	6	Toledo	8	1	South Carolina	1	5	Temple	2	1
Louisiana Tech	3	4	Texas A&M	1	0	Bowling Green	12	2	Central Michigan	6	2	Temple	8	2
Georgia State	7	0	St. Mary's	2	1	Bowling Green	3	1	Southern Illinois	5	1	Virginia	4	2
George Mason	5	0	Sam Houston	3	2	Ohio	3	0	Southern Illinois	1	2	Virginia	5	1
Western Illinois	9	0	Oklahoma State	2	1	Ohio	6	2	Virginia	5	0	East Carolina	5	0
Florida A&M	1	0	Arizona State	0	2	West Florida	1	0	Virginia	7	1	East Carolina	5	0
Florida A&M	8	0	West Florida	3	0	West Florida	4	0	Florida A&M	7	0	Missouri	6	0
South Florida	2	1	West Florida	5	1	Furman	8	2	NE Louisiana	5	1	Western Illinois	5	2
South Florida	1	2	Furman	0	1	South Florida	5	4	Maine	1	0	New Mexico	3	2
South Carolina	0	2	East Carolina	3	0	Nicholls State	5	1	Northern Illinois	3	4	Temple	3	1
South Carolina	2	0	North Carolina	1	0	George Mason	3	0	Miami (Ohio)	5	1	Nicholls State	3	1
Stetson	4	1	South Carolina	3	0	South Carolina	1	0	Furman	2	0	Arizona State	3	7
South Florida	1	0	South Florida	3	0	Louisiana Tech	2	1	Eastern Illinois	2	1	Miami (Ohio)	3	4
South Florida	1	0	Louisiana Tech	0	4	Georgia State	4	1	Northern Illinois	2	1	Miami (Ohio)	0	1
			Louisiana Tech	0	1	South Florida	0	2	Eastern Illinois	3	2	Illinois State	2	0
						South Florida	1	0	Eastern Illinois	11	1	Connecticut	3	0
1986 (25-6)						South Carolina	1	3	Ohio State	6	1	Miami (Ohio)	5	0
OPPONENT	FSU	OPP	1987 (25-9)			South Carolina	0	1	Ohio State	2	1	Southern Illinois	4	2
West Florida	5	0	OPPONENT	FSU	OPP	South Carolina	2	1	Italian National Team	4	3	SW Missouri State	14	0
West Florida	6	0	Stetson	7	0	South Carolina	2	1	Nicholls State	1	0	Stetson	6	0
South Florida	1	0	Stetson	3	4	Florida A&M	17	0	Nicholls State	2	1	North Carolina	1	2
South Florida	2	1	Florida A&M	8	1	Florida A&M	7	1	Nicholls State	8	3	Northern Illinois	0	3
Ball State	4	0	Florida A&M	6	3	Oklahoma	0	1	Nicholls State	3	0	Northern Illinois	2	5
Ball State	3	2	UNC-Wilmington	3	1	Oklahoma State	1	4	Utah	3	0	South Florida	4	2
Valparaiso	5	0	UNC-Wilmington	2	0	Baylor	10	0	South Carolina	0	1	South Florida	8	1
Valparaiso	2	0	Virginia	7	0	Oklahoma	6	1	Utah	4	8	Florida A&M	3	0
Virginia	4	0	Virginia	2	5	Baylor	8	1	South Carolina	1	3	Florida A&M	4	1
Virginia	1	2	Limestone	6	0	Oklahoma State	2	0	South Florida	8	5	Nebraska	0	1
Temple	7	0	Limestone	11	0	Adelphi	1	0	South Florida	8	1	Kansas	3	2
Temple	2	0	Temple	0	1	Adelphi	3	1	Florida A&M	3	0	Arizona State	3	2
Limestone	4	0	Temple	6	3	Cal State-Fullerton	0	3	Florida A&M	2	1	Kansas	1	0
Limestone	1	0	East Carolina	10	0	Central Michigan	0	1	West Florida	5	3	Nebraska	2	4
Florida Southern	7	0	East Carolina	2	1				West Florida	1	2	East Carolina	3	0
Florida Southern	2	0	Eastern Michigan	8	1	1988 (44-14)			Kansas	2	1	Furman	5	0
Maine	1	0	Bradley	2	0	OPPONENT	FSU	OPP	Nebraska	0	3	SW Louisiana	4	2
Maine	10	0	Stetson	16	0	West Florida	1	0	Nebraska	2	4	North Carolina	3	1
Michigan State	2	0	Temple	5	0	West Florida	1	0	Nebraska	0	5	South Florida	2	0
Tennessee Tech	8	0	South Carolina	0	4	Florida A&M	14	3	Creighton	4	0	Virginia	2	0
Tennessee Tech	11	1	Rutgers	4	0	Florida A&M	11	0	Creighton	0	2	Nicholls State	2	0
Western Illinois	11	0	Winthrop	8	0	Eastern Michigan	3	1	Georgia State	5	0			

West Florida	3	2	Georgia State	0	1	South Carolina	3	4	1992 (63-9)		Florida A&M	6	0	
West Florida	3	0	South Florida	4	1	Connecticut	2	1	OPPONENT	FSU	OPP	UNC-Wilmington	7	1
Louisiana Tech	0	1	South Florida	2	0	Connecticut	1	0	Samford	10	0	North Carolina	0	1
Nicholls State	1	0	Stephen F. Austin	5	2	Virginia	9	1	Samford	7	0	Winthrop	3	1
Nicholls State	0	2	Sam Houston	0	2	Virginia	2	1	Florida A&M	12	0	Georgia Tech	10	0
Louisiana Tech	0	1	Oklahoma State	1	2	Creighton	3	2	Florida A&M	10	0	East Carolina	5	2
South Carolina	1	2	Texas A&M	3	1	Miami (Ohio)	2	0	West Florida	2	0	South Carolina	3	2
Louisiana Tech	1	3	Texas-Arlington	0	2	East Carolina	13	0	West Florida	2	0	Georgia Tech	6	0
			Southern Miss.	11	0	Western Illinois	2	1	Georgia Southern	8	0	North Carolina	11	0
1990 (48-16)			North Carolina	1	0	Rhode Island	6	0	Georgia Southern	13	3	Virginia	11	1
OPPONENT	FSU	OPP	East Carolina	7	2	Winthrop	2	0	Northwestern	10	0	South Carolina	2	0
West Florida	1	0	South Carolina	0	2	Indiana	6	2	Northwestern	1	0	South Carolina	6	0
West Florida	1	0	South Carolina	3	0	Bradley	2	0	Ball State	2	0	South Carolina	2	0
Florida A&M	6	2	Florida A&M	10	0	Northern Iowa	3	1	Ball State	9	0	West Florida	6	0
Florida A&M	4	0	Florida A&M	2	0	Northern Iowa	2	1	South Florida	5	1	West Florida	11	2
Eastern Michigan	1	0	West Florida	2	0	Miami (Ohio)	0	8	South Florida	3	0	Connecticut	1	0
Eastern Michigan	1	0	West Florida	6	0	Miami (Ohio)	5	1	Robert Morris	1	0	Massachusetts	3	1
Michigan	1	0	Texas A&M	5	0	Drexel	2	0	Robert Morris	14	1	Connecticut	4	3
Michigan	2	3	SW Louisiana	4	3	Drexel	7	1	Adelphi	12	2	SW Louisiana	1	0
UNC-Wilmington	6	1	SW Louisiana	2	1	Bowling Green	2	0	Penn State	7	0	Nevada-Las Vegas	4	0
UNC-Wilmington	5	0	Fresno State	1	0	Bowling Green	9	0	Virginia	10	0	SW Louisiana	1	0
Indiana	1	2	Oklahoma State	1	4	Dayton	3	0	Samford	4	3	California	0	3
Iowa	0	5	Nevada-Las Vegas	4	1	Toledo	1	0	Hofstra	14	4	Massachusetts	2	4
Central Michigan	1	0	UCLA	0	3	Northwestern	2	0	North Carolina	12	1			
South Florida	2	1				South Florida	6	5	Oklahoma City	2	1	1993 (52-9)		
Maine	7	0	1991 (62-12)			Samford	4	0	Rutgers	1	0	OPPONENT	FSU	OPP
Oklahoma	0	1	OPPONENT	FSU	OPP	North Carolina	5	0	Rutgers	8	4	Samford	3	1
Southern Illinois	4	0	California	0	4	South Carolina	4	1	Virginia	0	1	Samford	8	4
Virginia	1	0	New Mexico	9	1	Notre Dame	7	0	Virginia	5	2	West Florida	6	1
Virginia	5	0	UCLA	2	5	South Florida	2	0	Miami (Ohio)	0	2	West Florida	3	1
Indiana	1	0	Sacramento State	4	0	Winthrop	4	1	Northern Iowa	2	0	Florida A&M	7	0
Indiana	2	0	Pacific	4	3	SW Louisiana	3	0	Bradley	3	2	Mercer	5	0
Connecticut	1	3	Arizona	0	8	Georgia Southern	4	0	Princeton	7	0	Mercer	7	0
Steton	3	2	Cal State-Northridge	0	1	Georgia Southern	9	1	Bowling Green	4	0	South Florida	10	0
SW Louisiana	1	2	West Florida	4	3	Florida A&M	7	1	Adelphi	5	0	South Florida	7	0
Oklahoma	3	2	West Florida	0	5	Florida A&M	11	1	South Florida	1	0	Georgia Tech	3	0
Adelphi	4	0	Georgia Southern	6	2	Virginia	1	2	Kent State	6	0	Georgia Tech	2	0
Nebraska	2	1	Georgia Southern	5	1	Eastern Michigan	3	2	Princeton	2	1	Florida A&M	10	0
Missouri	1	2	Florida A&M	8	0	Virginia	0	2	Drexel	3	0	Central Michigan	5	0
Missouri	1	2	Florida A&M	4	0	West Florida	1	0	Drexel	4	0	Georgia Southern	6	0
Northern Iowa	0	1	South Florida	2	0	West Florida	7	0	Kent State	2	1	Hofstra	6	0
Northern Iowa	4	2	South Florida	0	2	Connecticut	2	0	Kent State	8	0	Iowa	3	0
Princeton	5	0	Ball State	5	0	Princeton	4	3	Cal State-Fullerton	4	5	Connecticut	1	0
Princeton	6	0	Samford	2	1	Massachusetts	2	0	Missouri	1	2	Connecticut	8	0
Georgia State	2	0	Samford	6	0	SW Louisiana	1	0	Ohio State	1	0	Northern Iowa	7	0
Georgia State	8	0	Detroit	9	0	Oklahoma State	2	0	Arizona	0	2	Drake	6	0
Southern Miss.	4	0	Western Illinois	2	1	Oklahoma State	4	3	Illinois State	7	2	Georgia State	1	0
Georgia Tech	10	0	Indiana	3	1	UCLA	0	1	Oklahoma State	0	3	SW Louisiana	1	2
Wichita State	1	0	Winthrop	4	1	Nevada-Las Vegas	3	1	Georgia Southern	6	0	Rhode Island	10	0
Austin Peay	5	1	Eastern Michigan	1	0	Fresno State	0	3	Georgia Southern	2	0	Eastern Illinois	7	2
Michigan State	2	0	Oklahoma	7	1				Florida A&M	7	0	Virginia	7	0

Southern Illinois	1	0	South Carolina	4	6	Georgia Southern	8	0	Texas A&M	3	7	East Carolina	0	1
SW Louisiana	2	1	South Carolina	7	0	West Florida	10	0	Virginia	4	3	Georgia Tech	11	0
Toledo	11	0	South Carolina	8	0	West Florida	5	0	Princeton	2	1	Virginia	9	4
Toledo	4	0	Connecticut	1	4	Florida A&M	3	0	Indiana	3	2	North Carolina	0	1
Fresno State	1	2	South Florida	1	0	Stetson	7	0	Louisiana Tech	2	0	Virginia	8	0
Cal Poly Pomona	1	0	Massachusetts	5	0	Stetson	5	0	Iowa State	3	2	Virginia	4	5
Minnesota	3	1	West Florida	5	0	Mercer	6	0	Eastern Michigan	1	0	Florida A&M	8	0
Utah	2	3	West Florida	7	0	Mercer	5	0	Eastern Illinois	9	0	Georgia Tech	2	1
Cal State-Fullerton	4	1	Kansas	0	1	Florida A&M	8	0	Illinois State	2	3	Virginia	0	2
Florida A&M	10	0	Iowa	5	3	South Carolina	2	3	Kansas	2	4	North Carolina	6	5
Florida A&M	4	1	Kansas	5	0	South Carolina	3	1	Northwestern	2	8	Virginia	1	0
UNC-Wilmington	12	0	Kansas	2	1	Georgia Tech	6	1	Cal State-Fullerton	0	7	Virginia	0	3
Virginia	3	2	Oklahoma State	2	5	Georgia Tech	2	1	SW Louisiana	3	12	West Florida	1	4
Coastal Carolina	8	0	Connecticut	1	2	Robert Morris	0	1	Oklahoma State	0	1	West Florida	8	0
Hofstra	10	2				Illinois-Chicago	3	0	Utah State	5	3	Connecticut	4	1
Coastal Carolina	9	1	1994(50-19)			Penn State	6	2	Hofstra	3	2	South Florida	2	0
East Carolina	13	0	OPPONENT	FSU	OPP	UCLA	0	3	Hofstra	4	3	South Florida	4	2
Georgia Tech	12	0	Mercer	9	3	Notre Dame	3	0	Florida A&M	7	0	South Florida	6	5
Virginia	0	1	Mercer	6	0	Virginia	7	0	North Carolina	5	1	Oklahoma	1	3
Georgia Tech	11	0	NC-Charlotte	4	0	Oklahoma State	0	1	North Carolina	6	2	Providence	0	4
Virginia	2	0	NC-Charlotte	7	1	Northern Illinois	3	0	UNC-Wilmington	5	0			
Virginia	4	2	Georgia Southern	10	1	Northern Illinois	1	0	NC-Charlotte	8	1			



Four returning seniors will lead the Lady Seminole Softball team into the 1995 season.







FSU in Tournament Play

Arizona State Tournament - Feb. 17-19

2/17/95	FSU vs. Oklahoma State	9:00 a.m.
2/17/95	FSU vs. Cal State Fullerton	11:00 a.m.
2/18/95	FSU vs. Oregon	9:00 a.m.
2/18/95	FSU vs. New Mexico State	11:00 a.m.
2/18/95	FSU vs. Illinois State	5:00 p.m.
2/19/95	FSU vs. Arizona	9:00 a.m.

University of So. Florida Tournament - Mar. 10-12

3/10/95	FSU vs. Indiana State	1:00 p.m.
3/10/95	FSU vs. Illinois/Chicago	5:00 p.m.
3/10/95	FSU vs. Iowa	9:00 p.m.
3/11/95	FSU vs. Robert Morris	12:00 p.m.
3/11/95	FSU vs. Yale	4:00 p.m.

Lady Seminole Invitational - March 17-19

3/17/95	FSU vs. Samford	1:00 p.m.
3/17/95	FSU vs. Miami	3:00 p.m.
3/17/95	FSU vs. Michigan	7:00 p.m.
3/18/95	FSU vs. Northern Illinois	11:00 a.m.
3/18/95	FSU vs. Southwest Missouri	3:00 p.m.
3/19/95	Bracket Play	

Univ. of So. Carolina Round Robin - March 24-26

3/24/95	FSU vs. South Carolina	2:00 p.m.
	FSU vs. South Carolina	4:00 p.m.
3/25/95	FSU vs. Hofstra	9:00 a.m.
	FSU vs. South Carolina	1:00 p.m.
	FSU vs. Hofstra	3:00 p.m.

North Carolina Round Robin - April 7-9

4/7/95	FSU vs. Campbell	12:30 p.m.
4/7/95	FSU vs. Univ. of N. Carolina	4:00 p.m.
4/8/95	FSU vs. East Carolina	1:30 p.m.
4/8/95	FSU vs. Campbell	3:00 p.m.
4/9/95	FSU vs. East Carolina	11:00 a.m.
4/9/95	FSU vs. Univ. of N. Carolina	1:00 p.m.

UMass Diamond Classic - May 13-14

5/12/95	FSU vs. Univ. of S. Florida	10:00 a.m.
5/12/95	FSU vs. Univ. of S. Carolina	2:00 p.m.
5/13/95	FSU vs. UMass	2:00 p.m.
5/13/95	FSU vs. Univ. of S. Carolina	4:00 p.m.
5/14/95	FSU vs. UMass	2:00 p.m.



FLORIDA STATE LADY SEMINOLE SOFTBALL 1995 SCHEDULE



DATE	OPPONENT	TIME	DATE	OPPONENT	TIME	DATE	OPPONENT	TIME
Feb. 11	at Georgia Southern	Noon & 1:30 pm	March 15	MISSOURI	5:30 pm	April 15	at West Florida	1:00 & 2:30 pm
Feb. 12	STETSON	Noon & 1:30 pm	March 15	PRINCETON	7:00 pm	April 21-22	ACC TOURNAMENT	All Day
Feb. 17-19	at Arizona State Tournament	All Day	March 16	WESTERN ILLINOIS	6:00 pm	May 3	WEST FLORIDA	4:00 & 5:30 pm
Feb. 22	TROY STATE	5:30 & 7:00 pm	March 17-19	LADY SEMINOLE INVITATIONAL	All Day	May 13-14	at Diamond Classic (U. Mass)	All Day
Feb. 25	at Georgia Tech	1:00 & 2:30 pm	March 21	MASSACHUSETTS	5:30 & 7:00 pm	May 19-20	NCAA Regionals	All Day
Feb. 26	at UNC-Charlotte	11:00 & 12:30 pm	March 24-26	at S. Carolina Round Robin	All Day	May 25-29	NCAA College World Series (Oklahoma City, OK)	All Day
March 1	at FAMU	6:00 pm	March 28	FAMU	6:00 pm			
March 4	MERCER	Noon & 1:30 pm	April 1	SOUTH FLORIDA	1:00 & 2:30 pm			
March 5	NORTH CAROLINA	1:00 & 2:30 pm	April 3	at FAMU	6:00 pm			
March 6	MARSHALL	4:30 & 6:00 pm	April 7-9					
March 10-12	at So. Florida Tournament	All Day		at UNC Tournament (Chapel Hill, NC)	All Day			
March 14	VIRGINIA	5:30 & 7:00 pm	April 12	FAMU	6 pm			

All times are Eastern time and subject to change
HOME DATES ARE IN ALL CAPS

