


# NEWCOMER BIOS



FSU

Is a solid athlete who could contribute immediately to the squad this season... is expected to vie for a starting position at shortstop... **High School:** Was a three-sport athlete at Parkway High School ...received All-District MVP honors for four years in high school...was named to the Louisiana All Stars as a senior.. received all-City accolades as a freshman, sophomore and senior...was pegged an All-State Honorable Mention as a freshman...was a member of the Honor Roll, National Honor Society and Who's Who at Parkway High School... **Personal:** Is a business major.

**DANA BAILEY**




**BREAKDOWN**

**#6**  
Infield  
Freshman  
Bossier City, LA  
Parkway HS

**GRAF SAYS:**  
"Dana is just young and enthusiastic...she's got good speed and natural ability."

Can play both third base and catcher... **High School:** Was a four-year varsity letterwinner...was a first team all-county selection as a senior...pegged team's most athletic and best offensive player...was the recipient of the Silver Garland Award Scholarship...earned most improved honors as a junior...also played basketball for three seasons...also excelled in the classroom...was a four-year honor roll member...was a two-year member of the county All-Star Academic Team... **Personal:** Undecided on major.

**ROSALIND CHOU**




**BREAKDOWN**

**#20**  
Infield  
Freshman  
Ocala, FL  
Ocala Forest HS

**GRAF SAYS:**  
"Rosalind's just new at it... she's a true rookie... she's working very hard."

Will provide additional talent and depth to the Lady Seminole infield and could challenge for a starting position... **High School:** Lettered in softball, basketball and volleyball at St. John's High School...achieved all-conference honors four years for softball...was selected the team's Most Valuable Player as a sophomore and junior...was also pegged an all-conference performer for volleyball and basketball in junior and senior seasons...pegged school's Best Female Athlete all four years... **Personal:** Undecided on major.

**JESSE MCGREGOR**



**BREAKDOWN**

**#7**  
Infield  
Freshman  
Houston, TX  
St. John's HS

**GRAF SAYS:**  
"Jesse is quiet, but very serious about the game... she always listens and just wants to get better."



## TAMI POST



### BREAKDOWN

#25

Infield  
Freshman  
Citrus Heights, CA  
Del Campo HS

#### GRAF SAYS:

"Tami's really kind of bubbly... she has that enjoyment of the game... she just likes to play and gives 100%."

Brings 11 years of softball experience with her to Florida State...is a solid athlete who will add depth to the young infield...will put her skills to use as a backup at second base... **High School:** Was a two sport athlete at Del Campo High School...earned All-League Softball honors from 1991-95...was a three-year All-Metro softball selection...garnered all-league honors in basketball from 1993-95... **Personal:** Undecided on major.

## WINDY TAFF



### BREAKDOWN

#8

Outfield  
Junior  
Crawfordville, FL  
Tallahassee CC

#### GRAF SAYS:

"Windy's pleasant... she's not self-serving... she just wants to do whatever she can to help the team win."

Has both fastpitch and slowpitch softball experience...will add depth to FSU's veteran outfield... **Tallahassee Community College:** Was a two-year letterwinner for the Eagles...played right field...earned Panhandle All-Conference second team honors last season in TCC's first season of fastpitch competition...was a member of the 1994 Junior College National Championship team... **High School:** Garnered Big Bend Player of the Year honors for softball and volleyball while at Wakulla High...was pegged a slowpitch all-state player in 1993...also competed in basketball...selected Wakulla High's 1993 Scholar-Athlete of the Year... **Personal:** Major is physical education...father, Houston, played baseball at Florida State.

## CORRIE WILLIAMS



### BREAKDOWN

#15

Infield  
Freshman  
Bakersfield, CA  
North HS

#### GRAF SAYS:

"Corrie is another one of the freshman who is seeing what Division I is all about... she has a lot of ability."

Possesses great athletic ability...should provide depth to the infield at third or first base... **High School:** Was a two-sport athlete, playing softball and soccer for four years at North High School...garnered 1995 Louisville Slugger Second Team All-American honors...was a member of the All Western Regional and All-State first teams...was pegged the All Area MVP and softball team MVP...was a first team all-league selection for both softball and soccer...received the Sam Lynn Award, making her the Most Valuable Female Athlete at North High School...was also a first-team all-league and all-area selection for softball in 1994...an Honor Roll member... **Personal:** Undecided on major.



# LETTER WINNERS



FSU

## 1984-1995 SOFTBALL ROSTER

### A

Rebecca Aase ..... 1991-94  
Leslie Adams ..... 1992-93  
Shannon Aiken ..... 1989  
Kim Averill ..... 1989

### B

Greta Bahn ..... 1984-86  
Leslie Barton ..... 1990-93  
Jill Bellamy ..... 1986-88  
Shelley Berube ..... 1984  
Michelle Bishop ..... 1995

### **Wendy Braye ..... 1994-95**

Jodie Bullock ..... 1990  
Jennifer Butler ..... 1995  
Susan Buttery ..... 1990-93

### C

### **Myssi Calkins ..... 1994-95**

Teresa Collins ..... 1984  
Heather Conway .... 1992-93  
Dina Cooper ..... 1984  
Suzanne Cooper ..... 1987  
Shawnda Corbin ..... 1988  
Lori Crouse ..... 1986-89

### D

Tiffany Daniels ..... 1986-89  
Lisa Davidson ..... 1991-94  
Wendy Davis ..... 1984  
Judi Davison ..... 1985-87  
Debbie DeJohn ..... 1987-90  
Jennie Dillmore ..... 1992-93  
Tabitha Doka ..... 1994  
Jennifer Drawdy ..... 1994

### E

Sherri Emetario ..... 1986-87

**Renee Espinoza ..... 1995**

Bonnie Evans ..... 1988

### F

Heather Feltmann ... 1993-95

### **Stephanie Ferlita ..... 1995**

Carolyn Fiero ..... 1986-87

Kelly Flaczinski ..... 1988-91

### **Kristy Fuentes ..... 1994-95**

### G

Tina Getherall ..... 1990-92

Barbara Gillespie ... 1985-86

Cathy Gooding ..... 1984

Cindy Gordon ..... 1992-93

Toni Gutierrez ..... 1990-93

### H

Roxanne Hantelmann ... 1986

LeAnn Harrell ..... 1984

Becky Harrison ..... 1988-91

B.J. Hodges ..... 1990-91

Laurie Holler ..... 1985-86

### **Kristy Hull ..... 1995**

### K

Kari Keith ..... 1986-89

Tina Kyler ..... 1984

### L

Hunter LaFountain ... 1989-90

Christy Larsen ..... 1988-91

Julie Larsen ..... 1985-88

Monica Lawfield ..... 1984

Cindy Lawton ..... 1994-95

Marla Looper ..... 1993-94

### M

Sandy Martinez ..... 1988-89

Lora Migliaccio ..... 1988-91

Shannon Mitchem ... 1989-92

Leslie Miller ..... 1984

### **Misty Molin ..... 1995**

### N

Heidi Nelson ..... 1984

### O

Cricket Olafson ..... 1984

Jennifer Olow ..... 1991-94

Sunnie O'Neal ..... 1984

Sherri Owens ..... 1988

### P

Robin Pace ..... 1984

Susan Painter ..... 1984

Adrienne Pearson ... 1994-95

Chris Priestler ..... 1986

### R

Julie Rice ..... 1988-91

Brenda Richardson ..... 1989

Daphne Russell ..... 1987-88

### S

### **Kelly Schnute ..... 1995**

Laurie Shepard ..... 1992-95

Tracy Simmons ..... 1987

Penny Siqueiros ..... 1989-92

Debbie Smith ..... 1986

Amy Snider ..... 1984-86

Lynn Steele ..... 1985-87

Stacie Symonds ..... 1994

### T

Laurie Tiedt ..... 1984-87

Kelly Tillman ..... 1984

### W

### **Windy Weltz ..... 1994-95**

### **Shamalene Wilson ..... 1993-95**

Tina Wood ..... 1993-94

### Z

### **Niki Zenger ..... 1995**

**BOLD INDICATES ACTIVE PLAYER**





## SCHOOLS AND COLLEGES

Arts and Sciences  
 Business  
 Communication  
 Criminology  
 Education  
 Engineering  
 Human Sciences  
 Interdisciplinary  
 Motion Picture -  
 Television, and Recording Arts  
 Music  
 Nursing  
 Social Sciences  
 Social Work  
 Theatre  
 Visual Arts and Dance

Academic, personal and professional support are essential to college success. At Florida State University, we have developed an outstanding support program which enables student-athletes to reach their full potential.

FSU's academic support philosophy is "to offer an academic support program integrated with the total university that will assess all student-athletes with the transition into college and provide

continued support in all phases of academic and professional development culminating with graduation, job placement or graduate school."

To accomplish this goal we have developed an academic environment which facilitates the academic success of student-athletes. Student success is encouraged through competent academic counseling, career exploration, planning and placement and academic assistance through tutorial programs.

Our program operates on a "proactive" rather than a "reactive" approach. At Florida State, our academic staff does not wait for an academic crisis to occur. We gather important background information and build an academic profile on all student-athletes to assess their needs in advance. We also stay informed on the daily progress of each student athlete.

The academic programs have moved to the state-of-the-art University Center and are located on the sixth floor of the \$126 million facility. It includes private study carrels, a tutorial study area and a computer lab outfitted with 16 new IBM computers and laser printers. In addition, athletic sky boxes are utilized for group and individual tutorial instruction.

FSU offers 16 Schools and Colleges with 99 undergraduate degrees and 75 post-baccalaureate degrees.



**1995-96 ACADEMIC SUPPORT STAFF**

(from left): Mark Meloney, Trudy Raybun, Chris Helms, Magdi El Shahawy, Kevin Carr, Roger Grooters, Amy White



# STRENGTH & CONDITIONING




FSU

Strength training and conditioning is an important part of an athlete's performance on the field. At Florida State, a supervised program has been developed for

softball, emphasizing the objectives of not building bodies, but strengthening and conditioning them. Strength coach Ron Miller, a former ACC Senior Scholarship Athlete of the Year for the FSU men's basketball team, individually customizes programs for each of the athletes beginning with pre-conditioning before the season gets under-


way. Miller, who is a member of both the National Strength and Conditioning Association and Aerobics and Fitness Association of America, works with the players in sport spe-

cific training which includes conditioning the major muscle groups used in softball. FSU takes pride in customizing the programs to help student-athletes reach their maximum potential.



RONALD MILLER

Miller, who is a member of both the National Strength and Conditioning Association and Aerobics and Fitness Association of America, works with the players in sport spe-



TULLY GYM WEIGHT ROOM

# MEDICAL CARE & TREATMENT



FSU

An athlete can expect to receive the best care and treatment possible with the athletic training team at Florida State University. Prior to competition, all FSU student-athletes undergo

screening in order to detect any potential injuries. If a problem is detected, the athlete may be placed on a prevention care system which may include any kind of treatment from icing to exercising. Head women's trainer Robin Gibson handles the athletic training duties for the Lady Seminole softball team.

illnesses may be referred to the Seminole team physicians at the Tallahassee Orthopedic Center, who, for many years, have worked in conjunction with the FSU athletic training staff in successfully rehabilitating athletes after an injury.


Nutrition counseling and drug testing are also responsibilities of the athletic training team which is dedicated to providing the best care possible for all FSU student-athletes.



ROBIN GIBSON

Robin Gibson handles the athletic training duties for the Lady Seminole softball team.

Though the prevention of injuries is the main objective, some injuries are unavoidable. Rehabilitation is another component of the Florida State training room. The FSU athletic training staff will work with the athlete and provide an intense rehabilitation schedule that will allow the athlete to successfully rehabilitate after an injury. Some injuries and



TRAINING ROOM





# SEASON REVIEW

Sometimes success can be bittersweet. And in 1995, the Florida State softball team found that out firsthand. Making their 10th consecutive NCAA Regionals appearance, the Lady Seminoles fell just two wins shy of their sixth College World Series appearance as the squad was eliminated from regional play by the No. 1 Arizona Wildcats. Florida State entered the four-team regional field as the third seed. After eliminated fourth-seeded Ohio State and dismissing second-seeded Nebraska, the Tribe had the two-time defending national champions to contend with. Playing in front of its home crowd, the nation's number one team proved to be too strong for the 10th-ranked Lady Seminoles as FSU fell. Although a loss of that magnitude is never easy to swallow, the rest of the 1995 season still tasted awfully sweet to the Lady Seminoles.

Florida State finished the season with an impressive overall record of 58-15 and a final national ranking of 11. The 58 wins marked FSU's ninth season of 50 wins or more and its fifth season in a row. And of the Lady Seminoles' 15 losses, 12 came against opponents who were ranked among the nation's top 25 teams in the final regular-season poll, while the other three defeats were against teams who had at one time been nationally ranked in 1995.


The season saw many notable accomplishments. The Lady Seminoles handed Head

Coach Dr. JoAnne Graf her 800th career victory in mid-April while junior centerfielder Shamalene Wilson became FSU's all-time steals leader in March. Wilson and senior third baseman Cindy Lawton, who had a banner year, were both named Louisville Slugger

NSCA-NCAA Division I Third Team All-Americans. The pair were joined by senior short-stop Laurie Shepard, junior pitcher Renee Espinoza and freshman right fielder Kristy Hull in garnering first team All-South Region honors.

The 'Noles continued their dominance over Atlantic Coast Conference opponents, recording a perfect 6-0 record in regular-season competition and coasting through the ACC Tournament to capture their third league title in four years. Florida State earned an automatic bid to NCAA Regionals after taking first-place honors with a 9-1 record in the one-year ACC/Metro Conference. For both leagues, Lawton earned Most Valuable Player honors while Hull was pegged the Rookie of the Year. Graf was chosen the ACC/Metro Coach of the Year.

As always, the schedule featured top tournament action and in 1995, Florida State did not disappoint. The Tribe had a great deal of success in their six regular-season tournaments with three first-place finishes. FSU placed first out of 24 teams at the South Florida Tournament in mid-March. Lawton and sophomore Wendy Braye were named to the All-Tournament Team while Espinoza was selected the tourney's Most Valuable Pitcher. Lawton,



WINDY WELTZ



MYSSI CALKINS



Shepard, Hull and freshman left fielder Misty Molin received All-Tournament Team honors as FSU earned a second-place finish at its own Lady Seminole Invitational. Espinoza and Lawton again were recognized as the Tribe placed first at the Tar Heel Invite with a perfect 6-0 record. FSU capped off the regular season as champions of the UMass Diamond Classic.

Much of Florida State's success can be attributed to the consistent play of several Lady Seminoles. FSU's offensive production was outstanding, as the 'Noles more than doubled their opponents in run production (355 to 140) and out-hit them 628 to 361. Seven different players recorded hitting streaks of seven games or more throughout the season. Braye, who started all 73 games behind the plate, hit safely in seven straight games during the season while ranking second on the team with 10 doubles. Molin, an All-ACC selection, also recorded a hitting streak of seven games. Windy Weltz, FSU's number two hitter in the lineup and team-leader with 16 sacrifices, twice put together streaks of eight hits. Lawton, FSU's batting leader at .383 and Hull, who ranked second on the squad in hitting at .378, each tallied two hitting streaks of 13 and 8 and 12 and 9, respectively. Wilson, the team and ACC leader with 39 stolen bases in 1995, and Myssi Calkins, who earned ACC player of the week honors during the season, each produced hits in 12 consecutive outings. The team also compiled win streaks during the season with a dozen straight W's early from February 22 to March 10 and 16 straight wins from April 3 to May 12.

The production on the mound was tremendous as well. Espinoza's 26-10 record and 1.33 ERA spurred her to the top of the rotation, while sophomore Kristy Fuentes' 20-4 record and 1.99 ERA proved her value to the team. Freshman Niki Zenger contributed with a 12-1 record and an ERA of 1.12. She made appearances in 24 games and didn't record a loss until the final week of the regular season.

The senior starters all did their part in making their final season a success. Lawton made the most of her final season in the garnet and gold. She led the team in batting (.383) while driving in a team-high 46 runs, and along with Hull, established a new FSU record for hits in a season with 87. Her 16 doubles shattered the previous doubles record of 11 and she was named to nearly every all-tourna-

ment team throughout the season. Shepard improved her numbers in nearly every statistical category. She batted .358, scored 31 runs, had 76 hits, nine doubles and three triples and drove in 31 runs — all career highs. No one was better than Heather Feltmann when it came to defense. Playing in 72 games, Feltmann sported a team-leading .987 fielding percentage and led the team with 463 putouts.

In a season filled with such successes as All-Americans, tournament championships, national rankings, coaching milestones — just to name a few — it may be difficult to locate any of the bitter in a so-called bittersweet season. But it is that never-satisfied, always striving for better attitude which has allowed Florida State softball to earn such national respect and recognition over the years. And although very pleased with the 1995 season, the Lady Seminoles will not be satisfied until they make a return trip to the College World Series.



**KRISTY FUENTES**






# 1995 STATS

## RECORD - 58-15 (HOME 27-3; AWAY 11-5; NEUTRAL 20-7)

Name	AVG	GP-GS	AB	R	H	2B	3B	HR	RBI	TB	SLG%	BB	HBP	SO	OB%	SF	SH	SB-SBA	PO	A	E	DP	FLD%
Lawton, C	.383	73-73	227	43	87	16	2	4	46	119	.524	16	1	17	.423	2	7	4-6	72	189	13	7	.953
Hull, K	.375	73-73	232	44	87	9	2	0	32	100	.431	13	0	5	.405	2	12	11-13	78	9	3	0	.967
Symonds, S	.375	10-0	8	4	3	0	1	0	2	5	.625	2	1	3	.545	0	0	0-0	2	7	2	0	.818
Shepard, L	.358	73-73	212	31	76	9	3	0	31	91	.429	6	0	12	.374	1	9	1-2	107	138	19	7	.928
Wilson, S	.336	65-65	217	55	73	5	11	5	33	115	.530	15	1	19	.379	2	2	39-42	82	9	5	1	.948
Calkins, M	.329	67-61	167	29	55	0	0	0	12	55	.329	8	1	22	.364	0	9	26-33	78	3q	4	0	.953
Butler, J	.313	36-10	32	12	10	0	1	0	3	12	.375	5	2	6	.436	0	0	0-0	2	0	0	0	1.000
Braye, W	.305	73-73	197	17	60	10	4	1	37	81	.411	22	1	17	.371	4	14	1-1	380	27	8	2	.981
Molin, M	.301	56-53	136	24	41	5	0	0	19	46	.338	12	1	10	.362	0	6	5-6	13	0	0	0	1.000
Schnute, K	.294	50-1	17	20	5	0	0	0	0	5	.294	2	0	1	.368	0	0	4-4	2	1	0	0	1.000
Heltmann, H	.257	72-72	210	32	54	2	2	0	15	60	.286	15	2	13	.311	1	6	2-2	463	57	7	11	.987
Weltz, W	.248	71-71	210	25	52	5	2	0	27	61	.290	13	1	19	.293	1	16	4-4	166	88	11	4	.958
Fuentes, K	.226	42-36	62	7	14	3	0	0	5	17	.274	6	0	8	.290	1	0	0-0	4	42	2	2	.958
Ferlita, S	.222	27-6	36	3	8	3	1	0	9	13	.361	3	1	7	.293	1	1	0-0	0	3	0	0	1.000
Pearson, A	.214	40-1	14	6	3	0	0	0	4	3	.214	3	0	4	.353	0	0	0-0	8	0	0	0	1.000
Bishop, M	.000	14-2	8	3	0	0	0	0	0	0	.000	1	0	0	.111	0	0	0-0	11	5	0	0	1.000
Florida State	.316	73-73	1985	355	628	67	29	10	275	783	.394	142	12	163	.363	15	82	97-113	1479	632	82	16	.983
Opponents	.199	73-73	1811	140	361	42	8	15	118	464	.256	172	24	382	.277	5	46	47-54	1397	716	155	26	.932

## PITCHING STATISTICS

Name	ERA	W-L	APP	GS	CG	SHO/CBO	SV	IP	H	R	ER	BB	SO	2B	3B	HR	BF	B/AVG	BK	HBP	PO	A	E	FLD%
Zenger, N	1.12	12-1	24	14	10	6/3	3	94.0	68	18	15	23	60	11	1	3	374	.201	0	4	5	23	1	.966
Espinoza, R	1.33	26-10	39	35	26	15/2	0	221.1	142	55	42	78	212	19	4	6	920	.177	0	14	6	31	7	.841
Fuentes, K	1.99	20-4	33	24	15	5/3	1	179.2	151	65	51	71	110	12	3	6	766	.225	0	6	4	42	2	.958
Florida State	1.53	58-15	73	73	51	30/4	4	495.0	361	138	108	172	382	42	8	15	2060	.199	0	24				
Opponents	3.56	15-58	73	73	54	5/0	1	465.2	628	354	237	142	163	67	29	10	2237	.316	0	12				



SHAMALENE WILSON



# 1995 RESULTS




FSU

**RECORD: 58-15 (HOME 27-3; AWAY 11-5; NEUTRAL 20-7)**

Date	Opponent	Result	Score	FSU Pitcher (Record)
2/12	Stetson	W	8-0	Espinoza (1-0)
2/12	Stetson	W	2-0	Fuentes (1-0)
2/17	Oklahoma State	L	1-5	Espinoza (1-1)
2/17	Cal St.-Fullerton	L	5-9	Espinoza (1-2)
2/18	Oregon	W	3-2	Espinoza (2-2)
2/18	New Mexico State	W	4-0	Espinoza (3-2)
2/18	Illinois State	W	10-2	Espinoza (4-2)
2/19	Arizona	L	1-7	Fuentes (1-1)
2/22	Troy State	W	3-1	Fuentes (2-1)
2/22	Troy State	W	3-0	Espinoza (5-2)
2/25	Georgia Tech	W	9-4	Zenger (1-0)
2/25	Georgia Tech	W	10-1	Espinoza (6-2)
2/26	UNC-Charlotte	W	6-0	Espinoza (7-2)
2/26	UNC-Charlotte	W	8-0	Fuentes (3-1)
3/4	Mercer	W	3-0	Fuentes (4-1)
3/4	Mercer	W	10-2	Zenger (2-0)
3/5	North Carolina	W	6-3	Fuentes (5-1)
3/5	North Carolina	W	3-1	Espinoza (8-2)
3/6	Marshall	W	8-0	Espinoza (9-2)
3/6	Marshall	W	7-0	Zenger (3-0)
3/10	Indiana State	W	8-0	Zenger (4-0)
3/10	Illinois-Chicago	L	1-3	Fuentes (5-2)
3/10	Iowa	L	0-4	Espinoza (9-3)
3/11	Robert Morris	W	3-0	Fuentes (6-2)
3/11	North Carolina	W	8-2	Espinoza (10-3)
3/11	Yale	W	11-1	Zenger (5-0)
3/12	Virginia	W	2-1	Espinoza (11-3)
3/12	Oklahoma State	W	7-4	Fuentes (7-2)
3/12	Illinois-Chicago	W	1-0	Espinoza (12-3)
3/14	Virginia	W	3-2	Fuentes (8-2)
3/14	Virginia	W	3-0	Espinoza (13-3)
3/17	Samford	W	14-0	Zenger (6-0)
3/17	Miami (OH)	W	9-1	Fuentes (9-2)
3/17	Michigan	L	1-2	Espinoza (13-4)
3/18	Northern Illinois	W	3-0	Fuentes (10-2)
3/18	Illinois-Chicago	W	3-0	Espinoza (14-4)
3/19	Iowa State	W	2-0	Fuentes (11-2)

Date	Opponent	Result	Score	FSU Pitcher (Record)
3/19	Michigan	L	0-5	Espinoza (13-5)
3/21	Massachusetts	W	5-4	Espinoza (15-5)
3/21	Massachusetts	W	4-3	Zenger (7-0)
3/24	South Carolina	L	1-2	Espinoza (15-6)
3/24	South Carolina	L	2-3	Fuentes (11-3)
3/25	Hofstra	W	5-1	Fuentes (12-3)
3/25	South Carolina	L	3-6	Espinoza (15-7)
3/25	Hofstra	W	8-2	Espinoza (16-7)
3/28	Florida A&M	W	8-0	Zenger (8-0)
4/2	South Florida	W	4-0	Espinoza (17-7)
4/2	South Florida	L	3-4	Fuentes (12-4)
4/3	Florida A&M	W	9-0	Zenger (9-0)
4/3	Florida A&M	W	10-0	Espinoza (18-7)
4/7	Campbell	W	4-0	Zenger (10-0)
4/7	North Carolina	W	15-0	Espinoza (19-7)
4/8	East Carolina	W	10-2	Espinoza (20-7)
4/8	Campbell	W	7-1	Fuentes (13-4)
4/9	East Carolina	W	4-3	Fuentes (14-4)
4/9	North Carolina	W	2-1	Zenger (11-0)
4/12	Florida A&M	W	6-0	Fuentes (15-4)
4/15	West Florida	W	8-0	Espinoza (21-7)
4/15	West Florida	W	3-2	Fuentes (16-4)
4/21	North Carolina	W	4-0	Espinoza (22-7)
4/21	Georgia Tech	W	2-1	Zenger (12-0)
4/22	Georgia Tech	W	5-2	Fuentes (17-4)
5/3	West Florida	W	9-3	Espinoza (23-7)
5/3	West Florida	W	3-0	Fuentes (18-4)
5/12	South Florida	L	0-3	Espinoza (23-8)
5/12	South Carolina	W	5-4	Fuentes (19-4)
5/13	Massachusetts	L	0-8	Zenger (12-1)
5/13	South Carolina	W	6-0	Espinoza (24-8)
5/14	Massachusetts	W	2-0	Espinoza (25-8)
5/19	Nebraska	L	1-6	Espinoza (25-9)
5/20	Ohio	W	2-0	Espinoza (26-9)
5/20	Nebraska	W	6-2	Fuentes (20-4)
5/21	Arizona	L	0-15	Espinoza (26-10)







# ABOUT THE ACC

## ACC SCHOOLS THAT SPONSOR SOFTBALL

Florida State, Georgia Tech, Maryland, North Carolina, Virginia

### ANNUAL ACC SOFTBALL CHAMPIONS


Year	Champion	Head Coach	Runnerup	Site
1992	Florida State	Dr. JoAnne Graf	Virginia	Tallahassee, Fla.
1993	Florida State	Dr. JoAnne Graf	Virginia	Tallahassee, Fla.
1994	Virginia	Peggy Kellers	Florida State	Tallahassee, Fla.
1995	Florida State	Dr. JoAnne Graf	Georgia Tech	Tallahassee, Fla.

### ATLANTIC COAST CONFERENCE HONORS

Year	Player of the Year	Coach of the Year	Rookie of the Year	Tourney MVP
1992	Toni Gutierrez, FSU	Dr. JoAnne Graf, FSU	Stephanie Weitman, GAT	Susan Buttery, FSU
1993	Eileen Schmidt, UVA	Dr. JoAnne Graf, FSU	Shamalene Wilson, FSU	Lisa Davidson, FSU
1994	Beverly Smith, UNC	Peggy Kellers, UVA	Laura Williams, GAT	Michelle Collins, UVA
1995	Cindy Lawton, FSU	Regina Tomaselli, GAT	Kristy Hull, FSU	Cindy Lawton, FSU

### TEAMS OF THE ACC

<b>CLEMSON</b>	Charter member of the SIAA in 1894, charter member of the SC in 1921, charter member of the ACC in 1953.
<b>DUKE</b>	Joined the SC in December, 1928, charter member of the ACC in 1953.
<b>FLORIDA STATE</b>	Charter member of the Dixie Conference in 1948, joined the Metro Conference in July, 1976, joined the ACC September 15, 1990.
<b>GEORGIA TECH</b>	Charter member of the SIAA in 1894, charter member of SC in 1921, charter member of the SEC in 1932, joined the ACC in July, 1979.
<b>MARYLAND</b>	Charter member of the SC in 1921, charter member of the ACC in 1953.
<b>NORTH CAROLINA</b>	Charter member of the SIAA in 1894, charter member of the SC in 1921, charter member of the ACC in 1953.
<b>N.C. STATE</b>	Charter member of the SC in 1921, charter member of the ACC in 1953.
<b>VIRGINIA</b>	Charter member of the SIAA in 1894, charter member of the SC in 1921, resigned from SC in December, 1936, joined the ACC in December, 1953.
<b>WAKE FOREST</b>	Joined the SC in February, 1936, charter member of the ACC in 1953.





## THE TRADITION

Consistency. It's the mark of true excellence in any endeavor. However, in today's intercollegiate athletics, competition has become so balanced and so competitive that it is virtually impossible to maintain a high level of consistency.

Yet the Atlantic Coast Conference has defied the odds. Now in its 43rd year of competition, the ACC has long enjoyed the reputation as one

of the strongest and most competitive intercollegiate conferences in the nation. And that is not mere conjecture, the numbers support it.

Since the league's inception in 1953, Atlantic Coast Conference schools have captured 50 NCAA and AIAW championships, including 27 in men's competition and 23 in women's. In addition, 85 men and 22 women have earned the coveted title of NCAA champion.

## 1994-95 IN REVIEW

The 1994-95 academic year will be remembered as one of the best in the 43-year history of the ACC. Conference teams captured three national titles while two other ACC teams participated in national title games. In all, the ACC has won 21 national team crowns in the last five years.

The 1994-95 national champions from the ACC were Virginia in men's soccer, North Carolina in women's soccer, and Maryland in women's lacrosse.

The two NCAA runners-up were Maryland in men's lacrosse and North Carolina in field hockey. Overall, ACC teams were 57-39-1 (.592) in NCAA Tournament play.

In addition, four ACC schools - North Carolina, Virginia, Duke and Florida State - were ranked in the

top 25 of the Sears Directors' Cup, an all-sports award honoring the Division I school with the best performance by women's and men's athletic teams during the 1994-95 academic year.

Overall the ACC placed at least one team in the top 10 nationally in 13 of the 23 sports sponsored by the league. Other records of note during the 1994-95 campaign include 79 teams competing at NCAA Championships, five bowl teams and 24 Top 10 showings.

Eight ACC teams, in seven different sports, representing five of the nine member institutions, earned a No. 1 ranking during the course of the 1994-95 academic year.







## 1995 FINAL STANDINGS

FLORIDA STATE - ACC Champion & NCAA Tournament Participant

Team	Conference						Overall						LAST 5	STREAK
	W	L	PCT.	HM	RD	NEU	W	L	PCT.	HM	RD	NEU		
Florida State	6	0	1.000	4-0	2-0	0-0	58	15	.795	27-3	11-5	20-7	3-2	Lost 1
Georgia Tech	3	3	.500	0-2	3-1	0-0	30	25	.545	117	9-5	10-13	2-3	Won 1
Virginia	2	4	.333	2-2	0-2	0-0	28	23	.549	12-5	5-8	11-10	3-2	Won 1
North Carolina	1	5	.167	0-2	1-3	0-0	25	34	.424	7-11	4-11	14-12	1-4	Lost 1
Maryland	0	4	.000	0-0	0-4	0-0	15	33	.313	8-10	6-13	1-10	2-3	Won 2

## 1995 ACC REVIEW

### 1995 ACC TOURNAMENT

(April 20-22, Tallahassee, Fla.) *Thursday* - #4 North Carolina d. #5 Maryland 8-0; *Friday* - #2 Georgia Tech d. #3 Virginia 3-1; #1 Florida State d. North Carolina 4-0; Virginia d. Maryland 8-0; Florida State d. Georgia Tech 2-1; *Saturday* - Virginia d. North Carolina 5-4; Georgia Tech d. Virginia 7-4; Florida State d. Georgia Tech 5-2 (Finals).

### 1995 ACC ALL-TOURNAMENT TEAM

*Florida State* (6) - WENDY BRAYE, MYSSI CALKINS, RENEE ESPINOZA, KRISTY FUENTES, KRISTY HULL, HEATHER FELTMANN. *Georgia Tech* (3) - Lori Steiner, Lauren Webb, Stephanie Weitman. *North Carolina* (1) - Amy Hale. *Virginia* (1) - Kelly Ritch. *Most Valuable Player* - CINDY LAWTON, Florida State

### 1995 ACC ALL-CONFERENCE

*Florida State* (8) - WENDY BRAYE (C), RENEE ESPINOZA (P), KRISTY FUENTES (P), CINDY LAWTON (3B), MISTY MOLIN (DH), LAURIE SHEPARD (SS), SHAMALENE WILSON (CF), NIKI ZENGER (P). *Georgia Tech* (2) - Stephanie Weitman (LF), Laura Williams (3B). *North Carolina* (2) - Brandy Arthur (DH), Christine Kubin (3B). *Virginia* (2) - Weezy Calderone (CF), Paloma Vanderzanden (SS).

### 1995 ACC PLAYER OF THE YEAR

CINDY LAWTON, FLORIDA STATE

### 1995 ACC ROOKIE OF THE YEAR

KRISTY HULL, FLORIDA STATE

### 1995 COACH OF THE YEAR

Regina Tomaselli, Georgia Tech

# ACC

ATLANTIC COAST CONFERENCE



CINDY LAWTON



# POST SEASON PLAY



**FSU**

## NCAA YEAR-BY-YEAR RESULTS

### 1986 South Regional

Ruston, Louisiana

Opponent	FSU	OPP	W-L
Louisiana Tech	0	4	L
Louisiana Tech	0	1	L

Final National Ranking - 9th

### 1987 South Regional

Tallahassee, Florida

Opponent	FSU	OPP	W-L
Adelphi	1	0	W
Adelphi	3	1	W

### College World Series

Cal-State Fullerton	0	4	L
Central Michigan	0	1	L

Final National Ranking - 7th

### 1988 South Regional

Ruston, Louisiana

Opponent	FSU	OPP	W-L
Texas A&M	0	1	L
Louisiana Tech	1	6	L

Final National Ranking - 9th

### 1989 South Regional

Tallahassee, Florida

Opponent	FSU	OPP	W-L
South Carolina	1	2	L
Louisiana Tech	1	3	L

Final National Ranking - 9th

### 1990 South Regional

Lafayette, Louisiana

Opponent	FSU	OPP	W-L
Texas A&M	5	0	W
SW Louisiana	4	3	W
SW Louisiana	2	1	W

### College World Series

Fresno State	1	0	W
Oklahoma State	1	4	L
Nevada-Las Vegas	4	1	W
UCLA	1	3	L

Final National Ranking - 3rd

### 1991 South Regional

Lafayette, Louisiana

Opponent	FSU	OPP	W-L
SW Louisiana	1	0	W
Oklahoma State	2	0	W
Oklahoma State	4	3	W

### College World Series

UCLA	0	1	L
UNLV	1	0	W
Fresno State	0	3	L

Final National Ranking - 5th

### 1992 South Regional

Lafayette, Louisiana

Opponent	FSU	OPP	W-L
SW Louisiana	1	0	W
UNLV	4	0	W
SW Louisiana	1	0	W

### College World Series

California	0	3	L
UMASS	2	4	L

Final National Ranking - 7th

### 1993 South Regional

Tallahassee, Florida

Opponent	FSU	OPP	W-L
Kansas	0	1	L
Iowa	5	3	W
Kansas	5	0	W
Kansas	2	1	W

### College World Series

Oklahoma State	2	5	L
Connecticut	1	2	L

Final National Ranking - 7th

### 1994 South Regional

Stillwater, Oklahoma

Opponent	FSU	OPP	W-L
Oklahoma State	2	5	L
Connecticut	1	2	L

Final National Ranking - 9th

### 1995 West Regional

Tucson, Arizona

Opponent	FSU	OPP	W-L
Nebraska	1	6	L
Ohio	2	0	W
Nebraska	6	2	W
Arizona	0	15	L

Final National Ranking - 11th

## FSU IN THE COLLEGE WORLD SERIES

All-Time CWS Record	3-10
Appearances	5
First Appearance	1987
Last Appearance	1993
Highest Final Ranking	3rd, 1990
CWS Appearances	1987, 90, 91, 92, 93

## FSU IN THE NCAA PLAYOFFS

(Regional/District 3)	
All-Time Record	16-11
Appearances	10
First Appearance	1986
Last Appearance	1995
Consecutive Appearances	10

**NCAA**  
**CHAMPIONSHIP**





# SERIES RECORDS

## SERIES RECORDS VS ALL OPPONENTS

Series records are as of 1984

OPPONENT	W	L	T	Liberty	1	0	0	Princeton	6	0	0
Adelphi	5	1	0	Limestone	4	0	0	Providence	0	1	0
Arizona	0	4	0	Louisiana Tech	2	9	2	Quincy College	2	0	0
Arizona State	1	2	0	Maine	2	0	0	Radford College	1	0	0
Austin Peay	1	0	0	Marshall	2	0	0	Rhode Island	2	0	0
Ball State	5	0	1	Massachusetts	6	2	0	Rider College	2	0	0
Baylor	2	2	0	Mercer	8	0	0	Robert Morris	3	1	0
Bowling Green	6	0	0	Miami (Ohio)	7	4	0	Rutgers	5	0	0
Bradley	2	0	0	McNeese	0	1	0	Sacramento State	1	0	0
Brown	2	0	0	Michigan	1	3	0	Saginaw Valley State	3	0	0
Cal - Berkeley	0	2	0	Michigan State	4	0	0	Sam Houston State	2	0	0
Cal - Poly Pnomia	1	0	0	Millikin	1	0	0	Sam Houston State	1	1	0
Cal - State Fullerton	1	4	0	Minnesota	1	0	0	South Carolina	13	13	0
Cal - State Northridge	0	1	0	Mississippi State	4	0	0	South Florida	31	7	0
Campbell	2	0	0	Mississippi Univ.-Women	3	0	0	Southern Illinois	4	1	0
Central Michigan	3	1	0	Missouri	1	4	0	Southern Mississippi	6	0	0
Coastal Carolina	1	0	0	Nebraska	2	5	0	Southwestern Louisiana	9	3	0
Connecticut	9	2	0	Nevada-Las Vegas	2	0	0	Southwest Missouri State	2	1	0
Creighton	2	1	0	New Mexico	3	0	0	St. Louis CC	2	0	0
Davis & Elkins	1	0	0	New Mexico State	1	0	0	Stanford	1	0	0
Dayton	1	0	0	New Orleans	2	0	0	Stephen F. Austin	1	1	0
Detroit	3	0	0	Nicholls State	8	2	0	Stetson	10	1	0
Drake	1	0	0	North Carolina	21	3	0	Susquehanna	2	0	0
Drexel	4	0	0	North Carolina-Charlotte	5	0	0	Temple	12	1	0
East Carolina	14	1	0	No. Carolina-Wilmington	7	0	0	Tennessee Tech	3	0	0
East Central CC	2	0	0	Northeast Louisiana	3	0	1	Texas A&M	1	4	0
Eastern Illinois	7	0	0	Northern Illinois	4	3	0	Texas-Arlington	0	1	0
Eastern Michigan	11	0	0	Northern Iowa	5	1	0	Toledo	7	1	0
Florida A & M	4	0	0	Northwest Louisiana	2	0	0	Troy State	2	0	0
Georgia State	7	1	0	Northwestern	1	1	0	UCLA	0	4	0
Georgia Tech	15	0	0	Notre Dame	2	0	0	Utah	2	2	0
Grambling State	5	0	0	Ohio	5	0	0	Utah State	1	1	0
Hofstra	7	0	0	Ohio State	9	0	0	Valparaiso	2	0	0
Illinois-Chicago	3	1	0	Oklahoma	3	3	0	Virginia	27	9	0
Illinois State	4	0	0	Oklahoma City College	2	0	0	West Florida	34	4	0
Indiana	5	1	0	Oklahoma State	6	7	0	Western Illinois	7	2	0
Iowa	3	1	0	Onondage CC	4	0	0	Wichita State	1	0	0
Iowa State	2	0	0	Oregon	1	0	0	Winthrop	5	0	0
Kansas	5	3	0	Pacific	1	0	0	Yale	1	0	0
Kent	4	0	0	Penn State	1	0	0				

## LADY SEMINOLE INVITATIONAL CHAMPIONS & MVP

Year	Champion	MVP
1984	Florida State	Tina Kyler, Florida State
1985	Florida State	Beth Hawkins, Bradley
1986	South Florida	Debbie Morash, South Florida
1987	South Florida	Lisa Lines, South Florida
1988	Florida State	Tiffany Daniels, Florida State
1989	Northern Illinois	Jill Justin, Northern Illinois
1990	Pool Champions:	Southwestern Louisiana, Illinois State, Nebraska and South Florida; no MVP's or All-Tournament Team was chosen.
1991	Florida State and Creighton	No MVP's were chosen
1992	Florida State	Toni Gutierrez, Florida State
1993	Florida State	Leslie Adams, Florida State
1994	Texas A&M	Jennifer McFalls, Texas A&M
1995	Michigan	Sarah Griffin, Michigan



# RECORD BOOK



FSU

## Yearly Leaders-Offensive (Since 1984)

### BATTING AVERAGE

1984 Greta Bahn	.....	.331
1985 Greta Bahn	.....	.274
1986 Carolyn Fiero	.....	.352
1987 Tiffany Daniels	.....	.391
1988 Tiffany Daniels	.....	.340
1989 Tiffany Daniels	.....	.350
1990 Penny Siqueiros	.....	.313
Leslie Barton	.....	.313
1991 Penny Siqueiros	.....	.329
1992 Penny Siqueiros	.....	.381
1993 Susan Buttery	.....	.377
1994 Shamalene Wilson	.....	.380
1995 Cindy Lawton	.....	.383

### RUNS

1984 Greta Bahn	.....	36
1985 Greta Bahn	.....	35
1986 Barbara Gillespie	.....	24
1987 Tiffany Daniels	.....	63
1988 Tiffany Daniels	.....	39
1989 Tiffany Daniels	.....	35
1990 Christy Larsen	.....	30
1991 Susan Buttery	.....	43
1992 Susan Buttery	.....	59
1993 Susan Buttery	.....	58
1994 Shamalene Wilson	.....	55
1995 Shamalene Wilson	.....	55

### HITS

1984 Greta Bahn	.....	39
1985 Greta Bahn	.....	54
1986 Carolyn Fiero	.....	42
1987 Tiffany Daniels	.....	79
1988 Tiffany Daniels	.....	55
1989 Tiffany Daniels	.....	56
1990 Penny Siqueiros	.....	56
1991 Penny Siqueiros	.....	71
1992 Susan Buttery	.....	84
1993 Susan Buttery	.....	78
1994 Shamalene Wilson	.....	81
1995 Cindy Lawton	.....	87
Kristy Hull		

### DOUBLES

1984 Teresa Collins	.....	7
1985 Greta Bahn	.....	4
1986 Carolyn Fiero	.....	5
1987 Carolyn Fiero	.....	6
1988 Christy Larsen	.....	5
1989 Tiffany Daniels	.....	8
1990 Christy Larsen	.....	7
1991 Penny Siqueiros	.....	7
1992 Leslie Barton	.....	11

1993 Leslie Barton	.....	8
Lisa Davidson		
1994 Lisa Davidson	.....	10
Shamalene Wilson		
1995 Cindy Lawton	.....	16

### TRIPLES

1984 Greta Bahn	.....	6
1985 Laurie Holler	.....	9
1986 Carolyn Fiero	.....	5
1987 Tiffany Daniels	.....	11
1988 Tiffany Daniels	.....	6
1989 Christy Larsen	.....	4
1990 Leslie Barton	.....	3
Toni Gutierrez		
Julie Rice		
1991 Penny Siqueiros	.....	5
1992 Susan Buttery	.....	9
1993 Lisa Davidson	.....	9
1994 Shamalene Wilson	.....	9
1995 Shamalene Wilson	.....	11

### HOME RUNS

1984 Teresa Collins	.....	7
1985 Wendy Rogers	.....	5
1986 Carolyn Fiero	.....	6
1987 Tiffany Daniels	.....	10
1988 Tiffany Daniels	.....	6
1989 Tiffany Daniels	.....	6
1990 Leslie Barton	.....	5
1991 Susan Buttery	.....	3
1992 Lisa Davidson	.....	6
1993 Leslie Barton	.....	5
1994 Lisa Davidson	.....	7
1995 Shamalene Wilson	.....	5

### RUNS BATTED IN

1984 Greta Bahn	.....	25
Teresa Collins		
1985 Wendy Rogers	.....	31
1986 Carolyn Fiero	.....	25
1987 Tiffany Daniels	.....	41
1988 Lori Crouse	.....	33
1989 Tiffany Daniels	.....	28
1990 Penny Siqueiros	.....	23
1991 Penny Siqueiros	.....	31
1992 Penny Siqueiros	.....	49
1993 Leslie Barton	.....	47
1994 Shamalene Wilson	.....	36
1995 Cindy Lawton	.....	46

### STOLEN BASES

1984 Sunnie O'Neal	.....	11
1985 Greta Bahn	.....	15
Barbara Gillespie		

1986 Greta Bahn	.....	20
1987 Tiffany Daniels	.....	23
1988 Christy Larsen	.....	12
1989 Tiffany Daniels	.....	25
1990 Jodie Bullock	.....	7
1991 Tina Getherall	.....	11
1992 Leslie Barton	.....	35
1993 Shamalene Wilson	.....	25
1994 Myssi Calkins	.....	44
1995 Shamalene Wilson	.....	39

### BASES ON BALLS

1984 Greta Bahn	.....	21
1985 Greta Bahn	.....	25
1986 Laurie Holler	.....	24
1987 Tiffany Daniels	.....	39
1988 Tiffany Daniels	.....	26
1989 Tiffany Daniels	.....	24
1990 Jodie Bullock	.....	17
1991 Susan Buttery	.....	23
1992 Leslie Barton	.....	29
1993 Lisa Davidson	.....	28
1994 Jen Olow	.....	23
1995 Wendy Brayne	.....	22

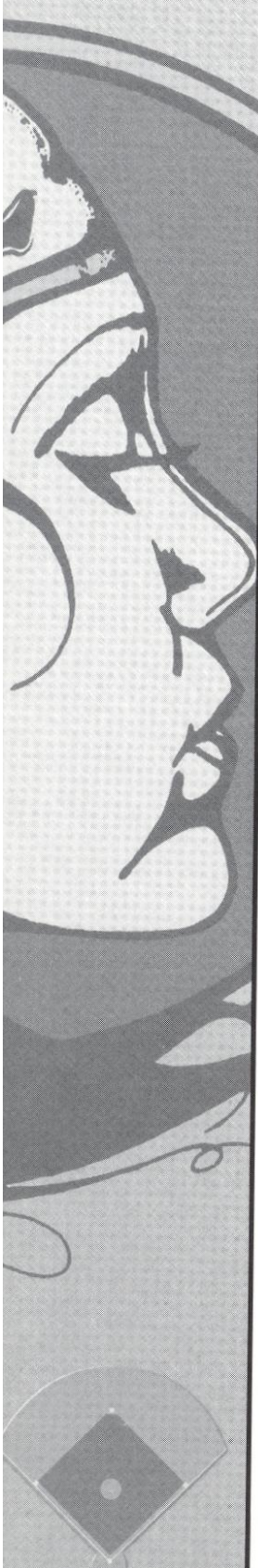


SHAMALENE WILSON





# RECORD BOOK



## SACRIFICE HITS

1984 Tina Kyler .....	11
1985 Tina Kyler .....	17
1986 Karyn Palgut .....	13
1987 Lynn Steele .....	18
1988 Kari Keith .....	14
1989 Kelly Flaczinski .....	17
1990 Shannan Mitchem .....	18
1991 Kelly Flaczinski .....	15
Tina Getherall .....	
1992 Shannan Mitchem .....	25
1993 Shamalene Wilson .....	17
1994 Myssi Calkins .....	21
1995 Windy Weltz .....	16

## Yearly Leaders-Pitching (Since 1984)

### APPEARANCES

1984 Tina Kyler .....	23
1985 Tina Kyler .....	26
1986 Julie Larsen .....	33
1987 Julie Larsen .....	37
1988 Julie Larsen .....	24
1989 Debbie DeJohn .....	32
1990 Debbie DeJohn .....	35
1991 Christy Larsen .....	43
1992 Toni Gutierrez .....	44
1993 Marla Looper .....	25
1994 Marla Looper .....	36
1995 Renee Espinoza .....	39

### INNINGS PITCHED

1984 Tina Kyler .....	157
1985 Tina Kyler .....	182
1986 Julie Larsen .....	225
1987 Julie Larsen .....	237
1988 Julie Larsen .....	174
1989 Debbie DeJohn .....	223
1990 Debbie DeJohn .....	225
1991 Christy Larsen .....	275
1992 Toni Gutierrez .....	285
1993 Marla Looper .....	165.2
1994 Marla Looper .....	191.1
1995 Renee Espinoza .....	221.1

### WINS

1984 Shelley Berube .....	18
1985 Julie Larsen .....	18
1986 Julie Larsen .....	25
1987 Julie Larsen .....	25
Debbie DeJohn .....	
1988 Debbie DeJohn .....	18
1989 Debbie DeJohn .....	22
1990 Debbie DeJohn .....	25
1991 Christy Larsen .....	33
1992 Toni Gutierrez .....	35
1993 Marla Looper .....	20

1994 Marla Looper .....	21
1995 Renee Espinoza .....	26

### STRIKEOUTS

1984 Tina Kyler .....	248
1985 Tina Kyler .....	209
1986 Julie Larsen .....	271
1987 Julie Larsen .....	224
1988 Julie Larsen .....	164
1989 Christy Larsen .....	166
1990 Christy Larsen .....	201
1991 Christy Larsen .....	307
1992 Toni Gutierrez .....	295
1993 Marla Looper .....	143
1994 Marla Looper .....	167
1995 Renee Espinoza .....	212

### EARNED RUN AVERAGE

1984 Shelley Berube .....	0.22
1985 Julie Larsen .....	0.29
1986 Julie Larsen .....	0.37
1987 Debbie DeJohn .....	0.51
1988 Christy Larsen .....	0.90
1989 Debbie DeJohn .....	0.53
1990 Toni Gutierrez .....	0.14
1991 Toni Gutierrez .....	0.59
1992 Toni Gutierrez .....	0.47
1993 Marla Looper .....	0.42
1994 Marla Looper .....	1.10
1995 Renee Espinoza .....	1.33

### BASES ON BALLS

1984 Shelley Berube .....	16
1985 Julie Larsen .....	30
1986 Roxanne Hantelmann .....	18
1987 Debbie DeJohn .....	56
1988 Debbie DeJohn .....	32
1989 Debbie DeJohn .....	35
1990 Christy Larsen .....	22
1991 Toni Gutierrez .....	38
1992 Toni Gutierrez .....	54
1993 Toni Gutierrez .....	28
1994 Marla Looper .....	39
1995 Kristy Fuentes .....	71

### HITS

1984 Shelley Berube .....	33
1985 Tina Kyler .....	63
1986 Roxanne Hantelmann .....	65
1987 Julie Larsen .....	114
Debbie DeJohn .....	114
1988 Christy Larsen .....	54
1989 Christy Larsen .....	83
1990 Christy Larsen .....	57
1991 Toni Gutierrez .....	87
1992 Rebecca Aase .....	96

1993 Rebecca Aase .....	66
1994 Rebecca Aase .....	108
1995 Renee Espinoza .....	142

### RUNS

1984 Shelley Berube .....	10
1985 Julie Larsen .....	10
1986 Roxanne Hantelmann .....	17
1987 Julie Larsen .....	41
Debbie DeJohn .....	
1988 Christy Larsen .....	25
1989 Debbie DeJohn .....	33
1990 Christy Larsen .....	17
1991 Toni Gutierrez .....	22
1992 Rebecca Aase .....	31
1993 Rebecca Aase .....	16
Toni Gutierrez .....	
1994 Rebecca Aase .....	43
1995 Renee Espinoza .....	55

### Career Records

#### GAMES

Shannan Mitchem .....	258	1989-92
Susan Buttery .....	256	1990-93
Kelley Flaczinski .....	241	1988-91
Leslie Barton .....	241	1990-93
Penny Siqueiros .....	240	1989-92

#### AT BATS

Susan Buttery .....	767	1990-93
Leslie Barton .....	695	1990-93
Christy Larsen .....	687	1988-91
Kelley Flaczinski .....	682	1988-91
Penny Siqueiros .....	657	1989-92

#### RUNS

Susan Buttery .....	170	1990-93
Shamalene Wilson .....	151	1993-95
Tiffany Daniels .....	148	1986-89
Leslie Barton .....	131	1990-93
Christy Larsen .....	125	1988-91

#### HITS

Susan Buttery .....	245	1990-93
Penny Siqueiros .....	219	1989-92
Shamalene Wilson .....	218	1993-95
Leslie Barton .....	216	1990-93
Tiffany Daniels .....	198	1986-89

#### DOUBLES

Lisa Davidson .....	27	1991-94
Cindy Lawton .....	25	1994-95
Christy Larsen .....	23	1988-90
Susan Buttery .....	18	1990-93
Shamalene Wilson .....	18	1993-94



**TRIPLES**

Shamalene Wilson	23	1993-95
Tiffany Daniels	21	1986-89
Lisa Davidson	19	1991-94
Leslie Barton	17	1990-93
Susan Buttery	16	1990-93

**HOME RUNS**

Tiffany Daniels	24	1986-89
Lisa Davidson	19	1991-94
Leslie Barton	14	1990-93
Shamalene Wilson	13	1993-95
Susan Buttery	10	1990-93

**STOLEN BASES**

Shamalene Wilson	92	1993-95
Myssi Calkins	70	1994-95
Leslie Barton	66	1990-93
Tiffany Daniels	61	1986-89
Greta Bahn	41	1984-86

**BASES ON BALLS**

Lisa Davidson	114	1991-94
Tiffany Daniels	92	1986-89
Leslie Barton	70	1990-93
Susan Buttery	64	1990-93
Greta Bahn	59	1984-86

**RUNS BATTED IN**

Leslie Barton	131	1990-93
Penny Siqueiros	110	1989-92
Tiffany Daniels	103	1986-89
Shamalene Wilson	84	1993-95
Susan Buttery	81	1990-93

**BATTING AVERAGE**

Kristy Hull	.375	1995
Cindy Lawton	.358	1994-95
Tiffany Daniels	.356	1986-89
Shamalene Wilson	.353	1993-95
Penny Siqueiros	.333	1989-92
Susan Buttery	.319	1990-93

**Pitching-Career Records****GAMES**

Debbie DeJohn	121	1987-90
Julie Larsen	113	1985-88
Christy Larsen	107	1988-91
Toni Gutierrez	104	1990-93
Rebecca Aase	98	1991-94

**INNINGS PITCHED**

Debbie DeJohn	798	1987-90
Julie Larsen	759	1985-88
Toni Gutierrez	651	1990-93

Christy Larsen	604	1988-91
Rebecca Aase	566	1991-94

**WINS**

Debbie DeJohn	90	1987-90
Julie Larsen	85	1985-89
Christy Larsen	77	1988-91
Toni Gutierrez	74	1990-93
Rebecca Aase	71	1991-94

**STRIKEOUTS**

Julie Larsen	834	1985-88
Christy Larsen	758	1988-91
Toni Gutierrez	648	1990-93
Tina Kyler	457	1984-85
Debbie DeJohn	449	1987-90

**SHUTOUTS**

Christy Larsen	52	1988-91
Toni Gutierrez	51	1990-93
Julie Larsen	50	1985-88
Debbie DeJohn	43	1987-90
Rebecca Aase	43	1991-94

**EARNED RUN AVERAGE**

Shelley Berube	0.38	1984-85
Toni Gutierrez	0.47	1990-93
Tina Kyler	0.50	1984-85
Rebecca Aase	0.65	1991-93
Marla Looper	0.78	1993-94
Rebecca Aase	0.84	1991-94

**Team Season Records****VICTORIES**

Most in a Season	63, 1992 (63-9)
------------------	-----------------

**STREAKS**

Longest Winning Streak	32, 1985 (March 4th to March 26th)
Longest Losing Streak	6, 1989 (March 19th to March 25th)

**WINNING PERCENTAGE**

Highest in Season	.875, 1984 and 1992
-------------------	---------------------

**SHUTOUTS**

Fewest Times Shutout in Season	2, 1993 (61 Games)
Most Times Shutout in Season	10, 1994
Longest Streak Without Being Shutout	46 (1984)
Most Recorded in Season	41, 1992
Most Consecutive	17, 1993
Consecutive Scoreless Innings Pitched	124 2/3, 1993

**Hitting****RUNS**

Most in Game	17 vs. FAMU, 1987
Most Allowed in Game	15 vs. Arizona, 1995
Large Winning Margin	17 vs. FAMU, 1987
Largest Losing Margin	15 vs. Arizona, 1995
Most in Season	364, 1992
Most Allowed in Season	140, 1995

**HITS**

Most in Season	628, 1995
Most Allowed in Season	361, 1995

**DOUBLES**

Most in Season	67, 1995
Most Allowed in Season	42, 1995

**TRIPLES**

Most in Season	33, 1994
Most Allowed in Season	23, 1994

**HOME RUNS**

Most in Season	23, 1992
Most Allowed in Season	15, 1995

**RUNS BATTED IN**

Most in Season	288, 1992
----------------	-----------

**BATTING AVERAGE**

Highest in Season	.316, 1995 (628-1985)
Highest Allowed in Season	.187, 1994

**STOLEN BASES**

Most in Season	108, 1994 (69 games)
Most Allowed in Season	53, 1991 (58 attempts)

**Fielding****PUTOUTS**

Most in Season	1,479, 1995 (73 games)
----------------	------------------------

**ASSISTS**

Most in Season	632, 1995 (73 games)
----------------	----------------------

**ERRORS**

Most in Season	97, 1987 (64 games)
Most by Opponents in Season	155, 1995

**FIELDING PERCENTAGE**

Highest in Season	.976, 1993 (61 games)
Lowest in Season	.950, 1987 (64 games)







# RECORD BOOK

**Pitching**

**PITCHING APPEARANCES**

Most in Season ..... 73, 1995

**INNINGS PITCHED**

Most in Season ..... 514, 1991 (74 games)

Most by Opponents ..... 481, 1991 (74 games)

**NO-HITTERS**

Most in Season ..... 8, 1986 (49 games)

**EARNED RUN AVERAGE**

Lowest in Season ..... 0.37, 1984 (18 ER-339.2 IP)

Highest in Season ..... 1.53, 1995 (237 ER-465.2 IP)

**Individual Season Records**

Most Games Played: ..... Penny Siqueiros, 74, 1991

At Bats: ..... Susan Buttery, 240, 1992

Runs: ..... Tiffany Daniels, 63, 1987

Hits: ..... Cindy Lawton and Kristy Hull, 87, 1995

Doubles: ..... Cindy Lawton, 16, 1995

Triples: ..... Tiffany Daniels, 11, 1987; Shamalene Wilson, 11, 1995

Home Runs: ..... Tiffany Daniels, 10, 1987

RBI's: ..... Penny Siqueiros, 49, 1992

Walks: ..... Tiffany Daniels, 39, 1987

Strikeouts: ..... Leslie Barton, 42, 1991

Batting Average: ..... Tiffany Daniels, .391, 1987

Stolen Bases: ..... Myssi Calkins, 44 (48 attempts), 1994

Sacrifices: ..... Shannan Mitchem, 25, 1992

Putouts: ..... Heather Feltmann, 480, 1994

Assists: ..... Cindy Lawton, 189, 1995

Errors: ..... Jill Bellamy, 22, 1987

Fielding Pct.: ..... Julie Rice, 1.000 (320 chances), 1990

**PITCHING**

Appearances: ..... Toni Gutierrez, 44, 1992

Games Started: ..... Toni Gutierrez, 41, 1992

Wins: ..... Toni Gutierrez, 35, 1992

Losses: ..... Renee Espinoza, 10, 1995

Runs (Most): ..... Kristy Fuentes, 65, 1995

Runs (Least): ..... Julie Larsen, 10, 1985;

Shelley Berube, 10, 1984; Rebecca Aase, 10, 1994

Earned Runs (Most) ..... Kristy Fuentes, 51, 1995

Earned Runs (Least): ..... Toni Gutierrez, 1, (in 50 innings) 1990

Hits (Most): ..... Kristy Fuentes, 151, (in 151 innings) 1995

Walks (Most): ..... Rebecca Aase, 80, 1992

Walks (Least): ..... Toni Gutierrez, 10, 1990

Strikeouts: ..... Christy Larsen, 307, 1991

Hit Batsmen: ..... Renee Espinoza, 14, 1995

Earned Run Average: ..... Toni Gutierrez, 0.14, 1990, (50 innings)

Most Doubles Allowed: ..... Marla Looper, 19, 1994;

Renee Espinoza, 19, 1995

Most Triples Allowed: ..... Rebecca Aase, 11, 1994

Most Home Runs allowed: ..... Marla Looper, 9, 1994

Most Consecutive Victories: ..... Rebecca Aase, 50,

Feb, 15, 1991 to April 24, 1993

Best Win Percentage: ..... 1.000 Rebecca Aase, 1992, (28-0)



**KRISTY FUENTES**



# YEAR BY YEAR RECORDS



FSU

## 1978 (46-9)

OPPONENT	FSU	OPP
Lake City CC	10	8
Florida A&M	15	3
Central CC	15	0
Florida A&M	11	1
Central CC	17	1
Central CC	17	3
Florida	6	2
Miami	18	1
Florida Int'l	5	2
West Palm JC	8	3
Florida	5	2
Florida Tech	3	8
Florida Tech	10	5
Florida	4	0
South Florida	4	5
Jacksonville	20	0
Jacksonville	6	0
Florida	10	1
Florida Tech	5	1
Flagler College	0	5
Florida Tech	0	4
Florida	1	0
Florida	4	0
Lake City CC	11	6
Lake City CC	10	2
South Florida	10	4
Lake City CC	1	0
Flagler College	12	11
Florida	8	2
Jacksonville	4	2
Jacksonville	2	1
South Florida	2	3
Stetson	9	1
Florida Int'l	4	3
Florida	8	1
Florida Tech	1	7
Florida	4	1
Florida	6	4
Stetson	11	0
South Florida	3	2
Florida Tech	10	9
Florida Tech	7	4
Auburn	4	2
Auburn	6	1
Armstrong St	4	0
Southern Miss	9	1
Delta State	4	5
Florida Int'l	3	0
Delta State	5	2
South Florida	3	6
Armstrong St	10	3
Delta State	8	3
South Florida	5	1
Florida	1	0
Florida	2	4

## 1979 (26-15)

OPPONENT	FSU	OPP
Chipola CC	3	1
Florida A&M	11	1
Chipola CC	1	5
Chipola CC	6	7
Brevard CC	4	3
Brevard CC	14	0
Broward No CC	15	2
Dade South CC	1	2
Miami	3	1
Dade North CC	3	4

Jacksonville	10	0
Florida	0	2
Florida A&M	7	2
South Florida	6	2
Florida	1	4
South Florida	0	1
Lake City CC	3	1
Lake City CC	4	3
Florida A&M	5	0
Flagler College	8	10
Central Florida	8	1
Jacksonville	4	3
Lake City CC	1	4
Lake City CC	5	3
Lake City CC	0	2
Florida	0	5
Dade North CC	15	0
Lake City CC	0	7
Jacksonville	2	1
Jacksonville	10	3
Florida	2	0
Florida	1	2
Flagler College	14	2
Florida	3	2
South Florida	6	5
Florida	7	3

## 1980 (37-10)

OPPONENT	FSU	OPP
N. Florida JC	1	2
N. Florida JC	5	4
Central Florida	5	1
Florida	0	2
Brevard CC	11	0
Brevard CC	4	1
Florida A&M	10	2
Florida JC	5	1
Flagler College	11	0
Lake City CC	6	5
Florida	5	4
Lake City CC	2	3
South Florida	1	0
South Florida	5	1
Central Florida	7	3
South Florida	8	9
Fl. Southern	9	3
Florida	3	5
Florida	5	4
Florida A&M	10	5
Stetson	14	2
Florida Int'l	11	1
Florida	4	2
Flagler College	5	2
Flagler College	17	4
Chipola CC	10	0
Lake City CC	1	3
Appalachian St	23	1
N. Kentucky	15	4
Florida	1	7
N.C. State	7	4
Florida	0	5

## 1981 (54-7)

OPPONENT	FSU	OPP
Chipola JC	12	0
Chipola JC	12	0
Auburn	5	1
East Carolina	9	2
Florida A&M	11	0
Florida	3	0
Florida	3	4
Florida	5	2
Lake City CC	4	3
Miami Dade N. JC	5	0
Miami	9	0
Broward Cen. CC	2	3
Palm Beach JC	4	0
Florida	5	0
South Florida	2	0
Florida Int'l	7	0
Flagler College	16	0
Flagler College	13	0
Edward Waters	21	2
Edward Waters	10	0
South Florida	7	5
Stetson	9	0
Florida Int'l	9	2
Florida	1	5
South Florida	5	1
Georgia Tech	12	2
Armstrong State	17	4
Lake City CC	16	2
Flagler College	11	2
Flagler College	5	0
Edward Waters	15	0
Edward Waters	8	0
Western Carolina	1	0
N.C. State	3	2
East Carolina	12	0
East Carolina	4	9
East Carolina	2	5
Florida A&M	7	1
Florida	5	1
Chipola JC	14	1
Chipola JC	15	1
Eckerd College	14	3
South Florida	5	1
Livingston St.	15	2
Georgia Southern	16	0
South Florida	9	5
South Florida	8	4
Western Carolina	13	9
N.C. State	4	3
East Carolina	12	3
North Carolina	4	1

## 1982 (56-10)

OPPONENT	FSU	OPP
Chipola JC	12	0
Chipola JC	12	0
Auburn	5	1
East Carolina	9	2
Florida A&M	11	0
Florida	3	0
Florida	3	4
Florida	5	2
Lake City CC	4	3
Miami Dade N. JC	5	0
Miami	9	0
Broward Cen. CC	2	3
Palm Beach JC	4	0
Florida	5	0
South Florida	2	0
Florida Int'l	7	0
Flagler College	16	0
Flagler College	13	0
Edward Waters	21	2
Edward Waters	10	0
South Florida	7	5
Stetson	9	0
Florida Int'l	9	2
Florida	1	5
South Florida	5	1
Georgia Tech	12	2
Armstrong State	17	4
Lake City CC	16	2
Flagler College	11	2
Flagler College	5	0
Edward Waters	15	0
Edward Waters	8	0
Western Carolina	1	0
N.C. State	3	2
East Carolina	12	0
East Carolina	4	9
East Carolina	2	5
Florida A&M	7	1
Florida	5	1
Chipola JC	14	1
Chipola JC	15	1
Eckerd College	14	3
South Florida	5	1
Livingston St.	15	2
Georgia Southern	16	0
South Florida	9	5
South Florida	8	4
Western Carolina	13	9
N.C. State	4	3
East Carolina	12	3
North Carolina	4	1

Chipola JC	15	0
Chipola JC	8	2
South Florida	3	0
Mississippi	8	1
Valencia CC	15	0
Florida	2	4
Lake City CC	5	7
East Carolina	2	8
Florida A&M	12	11
Florida A&M	12	4
Georgia State	15	0
Georgia State	17	0
Wilmington Coll.	10	2
Jacksonville	11	8
Fort Valley St.	30	5
Pensacola JC	9	0
Jacksonville	1	3
Lake City CC	11	10
South Florida	0	6
Florida Int'l	8	7
Palm Beach JC	5	4
Florida	11	12
South Florida	16	9
Florida	8	1
Florida	6	1
Jacksonville	9	2
Florida	0	14
Georgia Southern	39	5
South Florida	16	14
Florida	15	4
Florida	2	3
Florida	2	11
Pensacola JC	9	3
Lake City CC	8	4
East Carolina	5	0
North Carolina	11	0
N. Kentucky	6	0
N.C. State	6	0
Chipola JC	15	0
Chipola JC	17	0
Florida	4	3
Florida A&M	19	5
Lake City CC	15	6
Lake City CC	7	6
Stetson	19	1
Florida Int'l	9	1
Florida	1	2
South Florida	6	5
Florida	5	1
Florida	9	8
Columbus College	12	0
Miss. U. of Women	10	1
South Florida	9	1
South Florida	1	1
South Florida	5	2
Georgia Southern	10	0
South Florida	17	2
UNC-Charlotte	19	4
Florida	9	4

## 1983 (46-11)

OPPONENT	FSU	OPP
West Florida	10	4
West Florida	10	9
Lake City CC	2	1
Lake City CC	3	4
West Florida	3	1
Jacksonville	5	2
Pensacola JC	3	2
Florida	5	1







# YEAR BY YEAR RECORDS

Florida	5	0
Florida Atlantic	16	0
Florida Atlantic	10	4
Campbell College	19	2
East Carolina	14	8
Miami Dade N.	8	1
West Florida	17	4
Jacksonville	15	1
Lake City CC	3	1
Cleveland State	14	2
Cleveland State	2	0
Florida A&M	14	2
Florida A&M	7	6
South Florida	2	0
Florida Southern	8	0
Palm Beach JC	6	5
South Florida	4	2
Florida	3	2
South Florida	4	7
South Florida	9	0
Jacksonville	2	0
Jacksonville	4	2
Pensacola JC	2	1
East Carolina	0	2
East Carolina	5	4
UNC-Charlotte	12	0
N.C. State	7	1
Cleveland State	5	3
Northern KY	17	1
Jacksonville	0	1
Jacksonville	3	2
Florida A&M	10	0
Florida A&M	12	3
Lake City CC	0	2
Lake City CC	9	4
Stetson	14	0
West Florida	5	1
Florida	5	2
Florida	7	8
Florida	0	2
Northern KY	13	4
East Carolina	3	2
Florida	8	3
South Florida	2	11
South Florida	3	4

**1984 (41-5-2)**

OPPONENT	FSU	OPP
Florida A&M	12	0
Florida A&M	9	0
Stephen F. Austin	0	2
SW Louisiana	1	0
Louisiana Tech	0	0
Texas A&M	2	6
Baylor	2	3
NE Louisiana	0	0
Grambling	7	0
Grambling	4	0
Mississippi State	1	0
Mississippi State	6	2
Miss. U. of Women	3	0
Miss. U. of Women	6	2
Southern Miss	1	0
Southern Miss	1	0
St. Louis CC	15	0
East Central	8	0
East Central	10	0
St. Louis CC	11	1
Mississippi St.	5	0
George Mason	5	0

Florida A&M	10	0
Onondaga JC	4	1
Onondaga JC	10	0
Western Illinois	1	3
Western Illinois	3	1
Rider College	10	0
Rider College	4	0
Saginaw Valley	1	0
Saginaw Valley	7	2
East Carolina	2	0
East Carolina	3	0
North Carolina	1	0
North Carolina	5	0
Nicholls State	1	2
Southern Miss	3	0
Miss. U. of Women	2	1
Liberty Baptist	9	0
Davis & Elkins	9	0
Radford	8	0
Ohio State	5	2
North Carolina	3	1
Penn State	5	0
Florida A&M	11	1
Florida A&M	11	0
New Orleans	9	0
New Orleans	10	0

**1985 (50-12-2)**

OPPONENT	FSU	OPP
South Florida	2	1
South Florida	3	4
Florida A&M	3	0
Florida A&M	5	0
Susquehanna	11	0
Susquehanna	8	2
Louisiana Tech	0	0
McNeese State	0	4
Ball State	0	0
Missouri	0	1
Detroit	5	0
Detroit	6	1
Temple	2	0
Temple	3	0
Grambling	11	0
Grambling	10	0
Saginaw Valley	6	0
NE Louisiana	1	0
Grambling	7	0
Florida A&M	3	0
Quincy College	4	2
Quincy College	1	0
Onondaga CC	10	0
Onondaga CC	8	1
Western Illinois	1	0
Millikin	6	0
Michigan State	2	0
Michigan State	5	0
Bradley	2	0
Bradley	3	1
Furman	13	0
Stetson	2	1
Rutgers	4	0
Toledo	3	2
SW Missouri St	4	3
Ohio State	6	0
South Florida	2	1
Bradley	1	0
Ohio State	3	2
Ohio State	11	1
Brown	14	0

Brown	14	2
SW Missouri St	0	1
Stanford	9	1
Baylor	4	5
Utah State	0	2
New Mexico	3	2
Louisiana Tech	1	2
Texas A&M	1	2
NE Louisiana	10	1
Adelphi	0	2
Louisiana Tech	3	4
Georgia State	7	0
George Mason	5	0
Western Illinois	9	0
Florida A&M	1	0
Florida A&M	8	0
South Florida	2	1
South Florida	1	2
South Carolina	0	2
South Carolina	2	0
Stetson	4	1
South Florida	1	0
South Florida	1	0

**1986 (42-7)**

OPPONENT	FSU	OPP
West Florida	5	0
West Florida	6	0
South Florida	1	0
South Florida	2	1
Ball State	4	0
Ball State	3	2
Valparaiso	5	0
Valparaiso	2	0
Virginia	4	0
Virginia	1	2
Temple	7	0
Temple	2	0
Limestone	4	0
Limestone	1	0
Florida Southern	7	0
Florida Southrn	2	0
Maine	1	0
Maine	10	0
Michigan State	2	0
Tennessee Tech	8	0
Tennessee Tech	11	1
Western Illinois	11	0
Toledo	4	0
Florida Southern	7	3
Rutgers	3	0
Nevada-Reno	8	1
Furman	3	2
Mississippi State	3	1
Western Illinois	4	6
Ohio	10	0
Ohio	5	1
Ohio State	8	0
Ohio State	3	2
Oklahoma State	3	2
Utah	2	6
Texas A&M	1	0
St. Mary's	2	1
Sam Houston	3	2
Oklahoma State	2	1
Arizona State	0	2
West Florida	3	0
West Florida	5	1
Furman	0	1
East Carolina	3	0

**1987 (50-14)**

OPPONENT	FSU	OPP
Stetson	7	0
Stetson	3	4
Florida A&M	8	1
Florida A&M	6	3
UNC-Wilmington	3	1
UNC-Wilmington	2	0
Virginia	7	0
Virginia	2	5
Limestone	6	0
Limestone	11	0
Temple	0	1
Temple	6	3
East Carolina	10	0
East Carolina	2	1
Eastern Michigan	8	1
Bradley	2	0
Stetson	16	0
Temple	5	0
South Carolina	0	4
Rutgers	4	0
Winthrop	8	0
South Florida	3	7
South Carolina	0	2
Miami (Ohio)	3	0
Miami (Ohio)	3	2
Tennessee Tech	10	0
Kent State	16	0
Bowling Green	4	0
Southern Miss	13	3
Nicholls State	5	0
Furman	1	0
Toledo	0	3
Toledo	9	6
Toledo	8	1
Bowling Green	12	2
Bowling Green	3	1
Ohio	3	0
Ohio	6	2
West Florida	1	0
West Florida	4	0
Furman	8	2
South Florida	5	4
Nicholls State	5	1
George Mason	3	0
South Carolina	1	0
Louisiana Tech	2	1
Georgia State	4	1
South Florida	0	2
South Florida	1	0
South Carolina	1	3
South Carolina	0	1
South Carolina	2	1
Florida A&M	17	0
Florida A&M	7	1
Oklahoma	0	1
Oklahoma State	1	4
Baylor	10	0
Oklahoma	6	1
Baylor	8	1
Oklahoma State	2	0
Adelphi	1	0
Adelphi	3	1



# YEAR BY YEAR RECORDS



FSU

Cal State-Fullerton	0	3
Central Michigan	0	1

## 1988 (44-14)

OPPONENT	FSU	OPP
West Florida	1	0
West Florida	1	0
Florida A&M	14	3
Florida A&M	11	0
Eastern Michigan	3	1
Eastern Michigan	4	3
Temple	3	0
Temple	2	0
North Carolina	4	2
North Carolina	8	4
Louisiana Tech	0	7
North Carolina	2	1
Eastern Michigan	7	4
South Florida	2	1
Virginia	4	0
Temple	4	3
Okla. City College	5	0
South Carolina	1	5
Central Michigan	6	2
Southern Illinois	5	1
Southern Illinois	1	2
Virginia	5	0
Virginia	7	1
Florida A&M	7	0
NE Louisiana	5	1
Maine	1	0
Northern Illinois	3	4
Miami (Ohio)	5	1
Furman	2	0
Eastern Illinois	2	1
Northern Illinois	2	1
Eastern Illinois	3	2
Eastern Illinois	11	1
Ohio State	6	1
Ohio State	2	1
Italian Nat'l Team	4	3
Nicholls State	1	0
Nicholls State	2	1
Nicholls State	8	3
Utah	3	0
South Carolina	0	1
Utah	4	8
South Carolina	1	3
South Florida	8	5
South Florida	8	1
Florida A&M	3	0
Florida A&M	2	1
West Florida	5	3
West Florida	1	2
Kansas	2	1
Nebraska	0	3
Kansas	2	4
Nebraska	0	5
Creighton	4	0
Creighton	0	2
Georgia State	5	0
Georgia State	2	1
Texas A&M	0	1
Louisiana Tech	1	6

## 1989 (39-14)

OPPONENT	FSU	OPP
West Florida	3	2
West Florida	1	5
Florida A&M	11	0

Florida A&M	4	0
Eastern Michigan	2	0
Eastern Michigan	5	1
Temple	2	1
Temple	8	2
Virginia	4	2
Virginia	5	1
East Carolina	5	0
East Carolina	5	0
Missouri	6	0
Western Illinois	5	2
New Mexico	3	2
Temple	3	1
Nicholls State	3	1
Arizona State	3	7
Miami (Ohio)	3	4
Miami (Ohio)	0	1
Illinois State	2	0
Connecticut	3	0
Miami (Ohio)	5	0
Southern Illinois	4	2
SW Missouri St	14	0
Stetson	6	0
North Carolina	1	2
Northern Illinois	0	3
Northern Illinois	2	5
South Florida	4	2
South Florida	8	1
Florida A&M	3	0
Florida A&M	4	1
Nebraska	0	1
Kansas	3	2
Arizona State	3	2
Kansas	1	0
Nebraska	2	4
East Carolina	3	0
Furman	5	0
SW Louisiana	4	2
North Carolina	3	1
South Florida	2	0
Virginia	2	0
Nicholls State	2	0
West Florida	3	2
West Florida	3	0
Louisiana Tech	0	1
Nicholls State	1	0
Nicholls State	0	2
Louisiana Tech	0	1
South Carolina	1	2
Louisiana Tech	1	3

## 1990 (48-16)

OPPONENT	FSU	OPP
West Florida	1	0
West Florida	1	0
Florida A&M	6	2
Florida A&M	4	0
Eastern Michigan	1	0
Eastern Michigan	1	0
Michigan	1	0
Michigan	2	3
Florida A&M	6	1
UNC-Wilmington	5	0
UNC-Wilmington	1	2
Indiana	1	2
Iowa	0	5
South Florida	0	2
Central Michigan	1	0
South Florida	2	1
Maine	7	0
Oklahoma	0	1
Southern Illinois	4	0

Virginia	1	0
Virginia	5	0
Indiana	1	0
Indiana	2	0
Connecticut	1	3
Stetson	3	2
SW Louisiana	1	2
Oklahoma	3	2
Adelphi	4	0
Nebraska	2	1
Missouri	1	2
Missouri	1	2
Northern Iowa	0	1
Northern Iowa	4	2
Princeton	5	0
Princeton	6	0
Georgia State	2	0
Georgia State	8	0
Southern Miss	4	0
Georgia Tech	10	0
Wichita State	1	0
Austin Peay	5	1
Michigan State	2	0
Georgia State	0	1
South Florida	4	1
South Florida	2	0
Stephen F. Austin	5	2
Sam Houston	0	2
Oklahoma State	1	2
Texas A&M	3	1
Texas-Arlington	0	2
Southern Miss	11	0
North Carolina	1	0
East Carolina	7	2
South Carolina	0	2
South Carolina	3	0
Florida A&M	10	0
Florida A&M	2	0
West Florida	2	0
West Florida	6	0
Texas A&M	5	0
SW Louisiana	4	3
SW Louisiana	2	1
Fresno State	1	0
Oklahoma State	1	4
Nevada-Las Vegas	4	1
UCLA	0	3

## 1991 (61-12)

OPPONENT	FSU	OPP
California	0	4
New Mexico	9	1
UCLA	2	5
Sacramento State	4	0
Pacific	4	3
Arizona	0	8

## 1992 (63-9)

OPPONENT	FSU	OPP
Cal St.-Northridge	0	1
West Florida	4	3
West Florida	0	5
Georgia Southern	6	2
Georgia Southern	5	1
Florida A&M	8	0
Florida A&M	4	0
South Florida	2	0
South Florida	0	2
Ball State	5	0
Samford	2	1
Samford	6	0
Detroit	9	0
Western Illinois	2	1

Indiana	3	1
Winthrop	4	1
Eastern Michigan	1	0
Oklahoma	7	1
South Carolina	3	4
Connecticut	2	1
Connecticut	1	0
Virginia	9	1
Virginia	2	1
Creighton	3	2
Miami (Ohio)	0	8
East Carolina	13	0
Western Illinois	2	1
Rhode Island	6	0
Winthrop	2	0
Indiana	6	2
Bradley	2	0
Northern Iowa	3	1
Northern Iowa	2	1
Miami (Ohio)	0	8
Miami (Ohio)	5	1
Drexel	2	0
Drexel	7	1
Bowling Green	2	0
Bowling Green	9	0
Dayton	3	0
Toledo	1	0
Northwestern	2	0
South Florida	6	5
Samford	4	0
North Carolina	5	0
South Carolina	4	1
Notre Dame	7	0
South Florida	2	0
Winthrop	4	1
SW Louisiana	3	0
Georgia Southern	4	0
Georgia Southern	9	1
Florida A&M	7	1
Florida A&M	11	1
Virginia	1	2
Eastern Michigan	3	2
Virginia	0	2
West Florida	1	0
West Florida	7	0
Connecticut	2	0
Princeton	4	3
Massachusetts	2	0
SW Louisiana	1	0
Oklahoma State	2	0
Oklahoma State	4	3
UCLA	0	1
Nevada-Las Vegas	3	1
Fresno State	0	3

## 1992 (63-9)

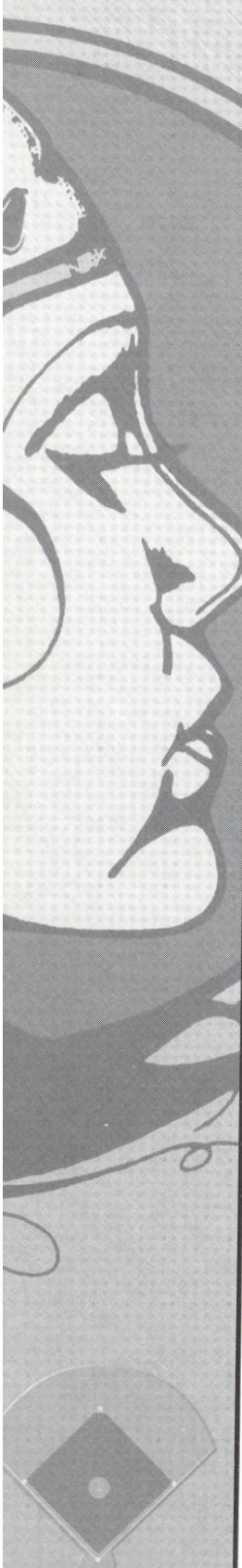
OPPONENT	FSU	OPP
Samford	10	0
Samford	7	0
Florida A&M	12	0
Florida A&M	10	0
West Florida	2	0
West Florida	2	0
Georgia Southern	8	0
Georgia Southern	13	3
Northwestern	10	0
Northwestern	1	0
Ball State	2	0
Ball State	9	0
South Florida	5	1







# YEAR BY YEAR RECORDS



South Florida	3	0	Mercer	7	0	Stetson	5	0	Illinois St.	10	2
Robert Morris	1	0	South Florida	10	0	Mercer	6	0	Arizona	1	7
Robert Morris	14	1	South Florida	7	0	Mercer	5	0	Troy State	3	1
Adelphi	12	2	Georgia Tech	3	0	Florida A&M	8	0	Troy State	3	0
Penn State	7	0	Georgia Tech	2	0	South Carolina	2	3	Georgia Tech	9	4
Virginia	10	0	Florida A&M	10	0	South Carolina	3	1	Georgia Tech	10	1
Samford	4	3	Central Michigan	5	0	Georgia Tech	6	1	UNC-Charlotte	6	0
Hofstra	14	4	Georgia Southern	6	0	Georgia Tech	2	1	UNC-Charlotte	8	0
North Carolina	12	1	Hofstra	6	0	Robert Morris	0	1	Mercer	3	0
Oklahoma City	2	1	Iowa	3	0	Illinois-Chicago	3	0	Mercer	10	2
Rutgers	1	0	Connecticut	1	0	Penn State	6	2	North Carolina	6	3
Rutgers	8	4	Connecticut	8	0	UCLA	0	3	North Carolina	3	1
Virginia	0	1	Northern Iowa	7	0	Notre Dame	3	0	Marshall	8	0
Virginia	5	2	Drake	6	0	Virginia	7	0	Marshall	7	0
Miami (Ohio)	0	2	Georgia State	1	0	Oklahoma State	0	1	Indiana State	8	0
Northern Iowa	2	0	SW Louisiana	1	2	Northern Illinois	3	0	Illinois-Chicago	1	3
Bradley	3	2	Rhode Island	10	0	Northern Illinois	1	0	Iowa	0	4
Princeton	7	0	Eastern Illinois	7	2	Texas A&M	3	7	Robert Morris	3	0
Bowling Green	4	0	Virginia	7	0	Virginia	4	3	North Carolina	8	2
Adelphi	5	0	Southern Illinois	1	0	Princeton	2	1	Yale	11	1
South Florida	1	0	SW Louisiana	2	1	Indiana	3	2	Virginia	2	1
Kent State	6	0	Toledo	11	0	Louisiana Tech	2	0	Oklahoma State	7	4
Princeton	2	1	Toledo	4	0	Iowa State	3	2	Illinois-Chicago	1	0
Drexel	3	0	Fresno State	1	2	Eastern Michigan	1	0	Virginia	3	2
Drexel	4	0	Cal Poly Pomona	1	0	Eastern Illinois	9	0	Virginia	3	0
Kent State	2	1	Minnesota	3	1	Illinois State	2	3	Samford	14	0
Kent State	8	0	Utah	2	3	Kansas	2	4	Miami (OH)	9	1
Cal-State Fullerton	4	5	Cal State-Fullerton	4	1	Northwestern	2	8	Michigan	1	2
Missouri	1	2	Florida A&M	10	0	Cal State-Fullerton	0	7	Northern Illinois	3	0
Ohio State	1	0	Florida A&M	4	1	SW Louisiana	3	12	Illinois-Chicago	3	0
Arizona	0	2	UNC-Wilmington	12	0	Oklahoma State	0	1	Iowa State	2	0
Illinois State	7	2	Virginia	3	2	Utah State	5	3	Michigan	0	5
Oklahoma State	0	3	Coastal Carolina	8	0	Hofstra	3	2	Massachusetts	5	4
Georgia Southern	6	0	Hofstra	10	2	Hofstra	4	3	Massachusetts	4	3
Georgia Southern	2	0	Coastal Carolina	9	1	Florida A&M	7	0	South Carolina	1	2
Florida A&M	7	0	East Carolina	13	0	North Carolina	5	1	South Carolina	2	3
Florida A&M	6	0	Georgia Tech	12	0	North Carolina	6	2	Hofstra	5	1
UNC-Wilmington	7	1	Virginia	0	1	UNC-Wilmington	5	0	South Carolina	3	6
North Carolina	0	1	Georgia Tech	11	0	NC-Charlotte	8	1	Hofstra	8	2
Winthrop	3	1	Virginia	2	0	East Carolina	0	1	Florida A&M	8	0
Georgia Tech	10	0	Virginia	4	2	Georgia Tech	11	0	South Florida	4	0
East Carolina	5	2	South Carolina	4	6	Virginia	9	4	South Florida	3	4
South Carolina	3	2	South Carolina	7	0	North Carolina	0	1	Florida A&M	9	0
Georgia Tech	6	0	South Carolina	8	0	Virginia	8	0	Florida A&M	10	0
North Carolina	11	0	Connecticut	1	4	Virginia	4	5	Campbell	4	0
Virginia	11	1	South Florida	1	0	Florida A&M	8	0	North Carolina	15	0
South Carolina	2	0	Massachusetts	5	0	Georgia Tech	2	1	East Carolina	10	2
South Carolina	6	0	West Florida	5	0	Virginia	0	2	Campbell	7	1
South Carolina	2	0	West Florida	7	0	North Carolina	6	5	East Carolina	4	3
West Florida	6	0	Kansas	0	1	Virginia	1	0	North Carolina	2	1
West Florida	11	2	Iowa	5	3	Virginia	0	3	Florida A&M	6	0
Connecticut	1	0	Kansas	5	0	West Florida	1	4	West Florida	8	0
Massachusetts	3	1	Kansas	2	1	West Florida	8	0	West Florida	3	2
Connecticut	4	3	Oklahoma State	2	5	Connecticut	4	1	North Carolina	4	0
SW Louisiana	1	0	Connecticut	1	2	South Florida	2	0	Georgia Tech	2	1
Nevada-Las Vegas	4	0				South Florida	4	2	Georgia Tech	5	2
SW Louisiana	1	0				South Florida	6	5	West Florida	9	3
California	0	3				Oklahoma	1	3	West Florida	3	0
Massachusetts	2	4				Providence	0	4	South Florida	0	3
			<b>1994 (50-19)</b>						South Carolina	5	4
			<b>OPPONENT</b>	<b>FSU</b>	<b>OPP</b>				Massachusetts	0	8
			Mercer	9	3	<b>1995 (58-15)</b>			South Carolina	6	0
			Mercer	6	0	<b>OPPONENT</b>	<b>FSU</b>	<b>OPP</b>	Massachusetts	2	0
			NC-Charlotte	4	0	Stetson	8	0	Nebraska	1	6
			NC-Charlotte	7	1	Stetson	2	0	Ohio	2	0
			Georgia Southern	10	1	Oklahoma St.	1	5	Nebraska	6	2
			Georgia Southern	8	0	Cal-St. Fullerton	5	9	Arizona	0	15
			West Florida	10	0	Oregon	3	2			
			West Florida	5	0	New Mexico St.	4	0			
			West Florida	3	0						
			Florida A&M	3	0						
			Stetson	7	0						



# TOURNAMENT PLAY



FSU



## FSU IN TOURNAMENT PLAY

Arizona State Classic • Feb. 16-18 • Tempe, Ariz.

2/16	Washington vs. FSU	10 a.m.
2/16	UNLV vs. FSU	12 p.m.
2/16	Arizona vs. FSU	6 p.m.
2/17	Illinois State vs. FSU	10 a.m.
2/17	FSU vs. Utah State	2 p.m.
2/18	FSU vs. Cal State Fullerton	11 a.m.

NSCA Leadoff Classic • Mar. 1-3 • Columbus, Ga.

3/1	Washington vs. FSU	12 p.m.
3/1	UMass vs. FSU	6 p.m.
3/2	Long Beach State vs. FSU	10 a.m.
3/3	Bracket Play	

South Florida Classic • Mar. 8-10 • Tampa, Fla.

3/8	FSU vs. East Carolina	3 p.m.
3/8	UT-Chattanooga vs. FSU	5 p.m.
3/8	FSU vs. Ball State	9 p.m.
3/9	Penn State vs. FSU	12 p.m.
3/9	FSU vs. Indiana	4 p.m.
3/10	Bracket Play	


Lady Seminole Invitational • Mar. 15-17 • Tallahassee, Fla.

3/15	FSU vs. Texas Tech	1 p.m.
3/15	FSU vs. Drake	5 p.m.
3/15	FSU vs. Ohio State	7 p.m.
3/16	FSU vs. Southern Illinois	11 a.m.
3/16	FSU vs. Eastern Michigan	3 p.m.
3/17	Bracket Play	

Tar Heel Invitational • Apr. 12-14 • Chapel Hill, N.C.

4/12	Campbell vs. FSU	2 p.m.
4/13	FSU vs. Florida Atlantic	11 a.m.
4/13	FSU vs. South Carolina	12:30 p.m.
4/13	FSU vs. North Carolina	3:30 p.m.
4/14	Maryland vs. FSU	11:30 a.m.

WINDY WELTZ





# 1996 FLORIDA STATE WOMEN'S SOFTBALL TEAM



## 1996 SOFTBALL SCHEDULE

DATE	OPPONENT	TIME	DATE	OPPONENT	TIME
Feb. 7	at Mercer	2:00 pm	Mar. 23	GEORGIA TECH	1:00 pm
Feb. 9	WEST FLORIDA	5:30 pm	Mar. 27	at FAMU	6:00 pm (1)
Feb. 11	GEORGIA SOUTHERN	1:00 pm	Apr. 1	FAMU	6:00 pm (1)
Feb. 16-18	at Arizona State Classic	All Day	Apr. 6	at Virginia	1:00 pm
Feb. 21	at FAMU	6:00 pm (1)	Apr. 7	at Maryland	12:00 pm
Feb. 24	STETSON	1:00 pm	Apr. 11	at North Carolina	2:30 pm
Feb. 27	FAMU	6:00 pm (1)	Apr. 12-14	at Tar Heel Invitational	All Day
Mar. 1-3	at NSCA Leadoff Classic	All Day	Apr. 18	at Atlantic Coast Conference Tourney	All Day
Mar. 5	UNC-CHARLOTTE	5:30 pm	Apr. 30	at West Florida	6:30 pm
Mar. 6	TROY STATE	5:30 pm	May 3	at South Florida	2:00 pm
Mar. 8-10	at South Florida Invitational	All Day	May 5	SOUTH CAROLINA	1:00 pm
Mar. 14	NOTRE DAME	6:00 pm	May 6	SOUTH CAROLINA	2:00 pm (1)
Mar. 15-17	LADY SEMINOLE INVITATIONAL	All Day	May 17-19	NCAA Regionals	TBA
Mar. 18	UMASS	5:30 pm	May 23-27	NCAA College World Series	TBA
Mar. 19	UCONN	5:30 pm			
Mar. 21	BRADLEY	5:30 pm			

All dates are doubleheaders, except for those noted.  
 All game times are Eastern and subject to change  
 HOME DATES ARE IN ALL CAPS

Atlantic Coast Conference Tournament will be played in Raleigh, N.C.  
 NSCA Leadoff Classic and NCAA College World Series will be played in Columbus, Ga.

CHIEFTAIN