

ACADEMIC SUPPORT

Academic, personal and professional support are essential to college success. At Florida State University, we have developed an outstanding support program which enables student-athletes to reach their full potential.

FSU's academic support philosophy is "to offer an academic support program integrated with the total university that will assess all student-athletes with the transition into college and provide continued support in all phases of academic and professional development culminating with graduation, job placement or graduate school."

To accomplish this goal we have developed an academic environment which facilitates the academic success of student-athletes. Student success is encouraged through competent academic counseling, career exploration, planning and placement and academic assistance through tutorial programs.

Our program operates on a "proactive" rather than a "reactive" approach. At Florida State, our academic staff does not wait for an academic crisis to occur. We gather important back-

ground information and build an academic profile on all student-athletes to assess their needs in advance. We also stay informed on the daily progress of each student athlete.

The academic programs have moved to the state-of-the-art University Center and are located on the sixth floor of the \$126 million facility. It includes private study carrels, a tutorial study area and a computer lab outfitted with 16 IBM computers and laser printers. In addition, athletic sky boxes are utilized for group and individual tutorial instruction.

FSU offers 16 Schools and Colleges with 99 undergraduate degrees and 75 post-baccalaureate degrees.




Trudy Raybun

Softball Academic Advisor

SCHOOLS AND COLLEGES

Arts and Sciences
Business
Communication
Criminology
Education
Engineering
Human Sciences
Interdisciplinary
Motion Picture -
Television, and Recording
Arts
Music
Nursing
Social Sciences
Social Work
Theatre
Visual Arts and Dance




1995-96 ACADEMIC SUPPORT STAFF

(from left) F: Kevin White, Mark Meleney, Magdi El Shahawy, M: Trudy Raybun, Amy White, B: Matt Schumauch

STRENGTH & CONDITIONING

Strength training and conditioning is an important part of an athlete's performance on the field. At Florida State, a supervised program has been developed for softball, emphasizing

the objectives of not building bodies, but strengthening and conditioning them. Strength coach Ron Miller, a former ACC Senior Scholarship Athlete of the Year for the FSU men's basketball team, individually customizes programs for each of the athletes beginning with pre-conditioning before the season gets underway. Miller, who is a member of both the National Strength and Conditioning Association and Aerobics and Fitness Association of America, works with



Ronald Miller
M.S. & C.S.C.S


the players in sport specific training which includes conditioning the major muscle groups used in softball. FSU takes

pride in customizing the programs to help student-athletes reach their maximum potential. Miller married the former Cindy Milbuta in December.

WEIGHT ROOM

The Tully Gymnasium weight room recently took on a whole new look following a complete renovation this past summer. The facility, which was expanded by 2,000 square feet, is now 3,500 square feet in size fresh with a new stereo system, drop ceiling, lighting and mondo rubber flooring.

Over \$140,000 worth of new exercise equipment has been added to the Lady Seminole weight room, including 16 cardiovascular pieces such as Life Fitness, Stairmaster and Textrix. All Florida State women's athletes train in the state-of-the-art facility, as well as the Seminole men's tennis team.



Tully Gym Weight Room

MEDICAL CARE & TREATMENT

An athlete can expect to receive the best care and treatment possible with the athletic training team at Florida State University. Prior to competition, all FSU student-athletes undergo screening

in order to detect any potential injuries. If a problem is detected, the athlete may be placed on a prevention care system which may include any kind of treatment from icing to exercising. Head women's trainer Robin Gibson handles the athletic training duties for the Lady Seminole softball team.



Robin Gibson
ATC, LAT

Though the prevention of injuries is the main objective, some injuries are unavoidable. Rehabilitation is another component of the Florida State training room. The FSU athletic training staff will work with the athlete and provide an intense rehabilitation schedule that will allow the athlete to successfully rehabilitate after an injury. Some injuries and illnesses may be referred to the Seminole team physicians at the Tallahassee Orthopedic Cen-


ter, who, for many years, have worked in conjunction with the FSU athletic training staff in successfully rehabilitating athletes after an injury.

Nutrition counseling and drug testing are also responsibilities of the athletic training team which is dedicated to providing the best care possible for all FSU student-athletes.



Seminole Training Room


SOFTBALL SUPPORT STAFF



Melissa Dawson
Intercollegiate Athletics Coordinator



Gloria Jordan
Softball Secretary



Heather Mock
Student Athletic Trainer

1996 SEASON REVIEW

The squad's 51 wins marks FSU's 10th season of 50 or more wins and its sixth in a row. Florida State has also recorded two seasons of more than 60 wins. In 1991, the 'Noles went 62-12 while in 1992, FSU went 63-9

ALL-AMERICAN PLAYERS

Senior **Shama Wilson**, the ACC Player of the Year, earned Louisville Slugger NSCA first team All-American honors while teammates **Renee Espinoza** (senior) and **Myssi Calkins** (junior) were named second team All-Americans. Wilson was a College Sports preseason All-American. She earned second team honors as a sophomore and third team recognition as a junior.

FOUR LADY SEMINOLES RECEIVE SOUTHEAST ALL-REGION HONORS

Florida State once again had a fine showing on the all-region list. Renee Espinoza, Shama Wilson and Myssi Calkins received first-team honors while sophomore Kristy Hull appeared on the second team. Espinoza and Wilson are two-time all-region honorees after appearing on the list in 1995. It was a first-time appearance for Calkins, while Hull received first-team honors as a freshman.

STRONG SHOWING IN THE STRETCH

Florida State ended the regular season strong, winning 12 out of their last 15 games, including four wins over ranked opponents in the South Region.

THE ROAD CAN BE SWEET TOO

For the first time in league history, the ACC Softball Tournament was held away from Tallahassee and the friendly confines of Lady Seminole Field. But that didn't stop the 17th-ranked Lady Seminoles from seizing their fourth ACC tourney title in five years. For the second straight year, the Tribe glided through the winners bracket of the double-elimination competition, earning the title with just three victories. FSU has won the crown in 1992, 1993, 1995 and 1996.

WILSON IS ACC PLAYER OF THE YEAR

She started her career as the Atlantic Coast Conference's Rookie of the Year and will end it as the league's Player of the Year. Shama Wilson, who now owns five FSU records, was named the ACC's Player of the Year on April 24. The honor marks the third time an FSU player has been given the distinction and the second consecutive season. In 1995, FSU's Cindy Lawton received the honor.

ALL-ACC

In addition to Wilson, senior Renee Espinoza and junior Myssi Calkins also earned all-conference honors.

ESPINOZA GETS THE HAT-TRICK AND THE HONOR


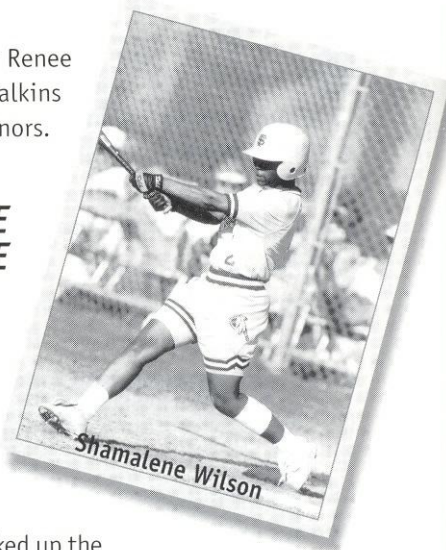
Pitcher Renee Espinoza was chosen the Most Valuable Player of the ACC Tournament after pitching FSU to three straight victories. Espinoza entered the Georgia Tech game in relief and picked up the win and she threw complete games against Maryland and North Carolina, including a one-hitter in the championship game.

THREE JOIN ESPINOZA ON ACC TOURNEY TEAM

In addition to Espinoza, senior Shama Wilson, junior Windy Weltz and sophomore Kristy Hull were all selected to the ACC All-Tournament team. It was the second straight year that Espinoza and Wilson received the honor.

FSU WINS TAR HEEL INVITE ... AGAIN!

Florida State earned its second consecutive Tar Heel In-



Renee Espinoza

FSU IN THE NATION...

NAME	RANK	CATEGORY	
SHAMA WILSON	TIED 2ND	SB PER GAME	0.96
MYSSI CALKINS	8TH	SB PER GAME	0.75
RENEE ESPINOZA	7TH	ERA	0.83
TEAM	25TH	WIN LOSS (51-21)	

ALL TOURNEY HONORS THIS SEASON

SPEEDLINE/USF SOFTBALL CLASSIC -
SHAMA WILSON, RENEE ESPINOZA
LADY SEMINOLE INVITATIONAL -
KRISTY HULL, SHAMA WILSON
TAR HEEL INVITATIONAL -
KRISTY FUENTES, MYSSI CALKINS
ACC TOURNAMENT -
RENEE ESPINOZA (MVP), SHAMA WILSON
WINDY WELTZ, KRISTY HULL

vitational championship title, going 4-1 for the tournament. The squad recorded a 4-2 victory over No. 8 ranked South Carolina, the highest ranked team FSU has beaten this season.

SHE'S BACK ...

Junior pitcher Kristy Fuentes returned to the mound in Chapel Hill on April 12th and recorded two victories in three complete games at the Tar Heel

Invitational. Fuentes, who, along with Myssi Calkins, was named to the Tar Heel Invite's All-Tourney team.

FSU VS. THE ACC THIS SEASON

For the first time in ACC softball tourney history, FSU entered ACC tourney competition as the #2 seed. In the previous four tourneys, FSU was the #1 seed.

THE WINS: Three of FSU's five league wins were shutouts. The Tribe scored 25 runs to their league foes' 9 runs.

THE LOSSES: The squad lost a 3-1 decision to Georgia Tech on March 23, marking FSU's first-ever loss to the Lady Jackets. FSU holds a 16-1 series advantage. FSU also dropped a doubleheader to the Tar Heels. FSU's last loss to UNC was an 0-1 decision back in the 1992 season. The Tribe is 21-5 vs. UNC.

WILSON PEGGED FSU'S 1996 ACC FEMALE SCHOLAR ATHLETE OF THE YEAR

Shama Wilson and football's Danny Kanell were chosen this year's ACC Scholar Athletes of the Year. The award, which is based on 75 percent athletic achievement and 25 percent academic excellence and citizenship, is given to the top male and female athlete at all nine member schools. The pair were honored at FSU's Golden 'Nole All Sports banquet on Monday, April 15.

HULL NETS LEAGUE HONOR

Sophomore C/RF Kristy Hull was named Southern Atlantic Alliance Player of the Week for the week ending April 7 after batting an amazing .692 in leading FSU to a perfect 5-0 record. Hull had at least one hit in all five games as she went 9-for-13 at the plate, drove in a team-leading eight runs, and scored a run herself. She was also perfect defensively with 24 putouts, three assists and no errors.

RENEE HITS 20 AGAIN

Senior pitcher Renee Espinoza notched win #20 with a 4-0 decision over Maryland on Easter Sunday. FSU's ace, Espinoza went 26-10 last season. That week, Espinoza recorded three of her team-high nine shutouts with victories over FAMU, Virginia and Maryland. She struck out 26 of 84 batters faced and allowed just one extra base hit in 22.1 innings of work. She finished the season with an amazing 30 wins.

DR. K

Renee Espinoza recorded at least one strikeout in 36 of 37 games she has pitched in this season. She has tallied double-digit strikeouts in three games with 13 vs. East Carolina, 12 vs. UNC-Charlotte and 10 vs. FAMU. She allowed 160 hits in 253.0 innings of work and only 21 of them were extra-base hits.

WATCH YOUR BACK


FSU opponents, and especially pitchers and catchers, had to be watchin' cause if a Seminole reached base, she was likely going to steal. Florida State, as a team, recorded 160 steals this season (compared to 97 in 1995) while its opponents recorded just 49. And it has indeed been a team-effort as 10 of FSU's 14 offensive players had at least one theft this season.

ZENGER ZAPS THE RATTLETETTES

Sophomore pitcher Niki Zenger recorded her first career no-hitter as FSU blanked Florida A&M 13-0 on March 28. Zenger struck out five and walked just one in five innings of hitless pitching. In the meantime, the Lady Seminoles ripped nine hits and scored a season-high 13 runs.

THE RBI RACE

Six FSU players had at least 20 RBI's this season. Sophomore Kristy Hull lead the way with 45 while Jesse McGregor was second with 33. Shama Wilson followed with 28 and Corrie Williams had 26. Myssi Calkins and Windy Weltz had 21 and 20, respectively.



#9 Kristy Hull

FSU IN THE RANKINGS THIS SEASON

<i>College Sports</i>	Preseason	#16
USA Today/NSCA	February 28	#13
USA Today/NSCA	March 6	#13
USA Today/NSCA	March 13	# 9
USA Today/NSCA	March 20	#14
USA Today/NSCA	March 27	#14
USA Today/NSCA	April 3	#14
USA Today/NSCA	April 10	#14
USA Today/NSCA	April 17	#17
USA Today/NSCA	April 24	#17
USA Today/NSCA	April 31	#17
USA Today/NSCA	Regular-Season Poll	#16
USA Today/NSCA	Final - May 28, 1996	#13

FRESHMAN POWER

Three FSU freshman lead the way in the doubles' department. Jesse McGregor had a team-leading nine while Corrie Williams and Dana Bailey each had six.

RENEE'S WEEK

Renee Espinoza was named the NSCA's National Player of the Week for all Division I softball for the week ending March 17. The senior pitcher went 4-1 that week with an ERA of 0.64 in five appearances. For the week, Espinoza worked 33 innings and gave us just 16 hits while facing 124 batters. She allowed just three earned runs as she struck out 44 batters. Her only loss was to No. 1 UCLA Bruins in the semifinals of the USF Softball Classic. Espinoza grabbed three wins in the tourney, including a victory over No. 17 Indiana.

SHAMA SHOWS HER STUFF

Shama Wilson was honored as the Southern Atlantic Alliance Conference Player of the Week for the week ending March 17. Wilson scored 15 runs, had 13 hits and three RBI's as she helped FSU to a 9-2 record that week. The outfielder was also a perfect 17-for-17 on stolen bases. FSU's leadoff hitter, Wilson also had a hit in nine of 11 games that week.

LOSSES HAVE BEEN AGAINST BIG-TIME TEAMS

Seven of Florida State's first nine losses this season came against teams who were ranked among the nation's top 10 teams. Two of FSU's losses at the Arizona State Classic, vs. #5 UNLV and #6

Cal St. Fullerton, were by only one run. FSU played eight innings with Fullerton before falling, 12-11. At the NSCA Leadoff Classic, FSU fell twice to top 10 teams, by a total of three runs! In fact, only 8 of FSU's 21 losses were against unranked teams.


SHE'S NUMBER ONE!

Senior Shama Wilson, who had already owned the FSU records for stolen bases and triples, became FSU's career leader in runs (223), hits (310), and batting average (.366).

THREE'S A CHARM FOR CALKINS

Myssi Calkins' two doubles in the Georgia Southern doubleheader on Sunday, Feb. 11 were the first extra-base hits of her career.

In her first two years of play at FSU, Calkins has totaled 102 hits -- all singles! Against Maryland however, she even topped that with her first career triple!! This season, she had her best season yet ... batting .358 with 69 hits.



HITTING STREAKS

FSU players have put together some hitting streaks this season...

Shama Wilson	11 games
	6 games (3 times)
Jesse McGregor	7 games
Misty Molin	6 games
Myssi Calkins	8 games
Kristy Hull	7 games (twice)

WINS - LOSSES ... THE STREAKS

Florida State has tallied win streaks of six wins (twice), seven wins, and nine wins. The nine win streak went from April 13 to May 3 ending with a loss to #15 South Florida. Both the six win streaks were ended by top five opponents. The longest losing streak for the Lady Seminoles stands at a measly three. All these losses were on February 16, all to top 10 teams.

SHAMA AND HER STEALS

It's a given. If Shama Wilson reaches base, she's going to steal. She's even had four steals in one game this season vs. UT-Chattanooga. This season, Wilson is ripping up the basepaths. She had 92 career thefts through three seasons and had 69 this season -- which has set a new single season record for steals. The previous record of 44 was held by Myssi Calkins, who ranked second on the team this season with 54.

1996 STATISTICS

Record - 51-21 (Home 21-5; Away 11-5; Neutral 19-11)

Name	AVG	GP-GS	AB	R	H	2B	3B	HR	RBI	TB	SLG%	BB	HBP	SO	OB%	SF	SH	SB-SBA	PO	A	E	FLD%
Wilson, S	.402	72-72	229	72	92	5	7	3	28	120	.524	19	2	7	.445	4	10	69-72	97	10	4	.964
Schnute, K	.400	43-0	5	18	2	0	0	0	2	2	.400	0	0	0	.400	0	1	3-3	1	0	0	1.000
Calkins, M	.358	72-72	193	48	69	4	2	0	21	77	.399	18	2	12	.418	0	14	54-57	99	2	4	.962
Hull, K	.337	72-72	208	31	70	4	4	0	45	82	.394	20	4	11	.402	2	18	16-17	195	25	0	1.000
McGregor, J	.280	72-72	214	18	60	9	1	0	33	71	.322	10	4	10	.322	2	9	6-6	116	139	34	.882
Molin, M	.259	50-40	116	11	30	3	2	0	13	37	.319	8	0	11	.304	1	7	2-3	58	1	3	.952
Ferlita, S	.257	24-9	35	6	9	1	0	0	5	10	.286	6	1	3	.372	1	1	0-0	0	0	00	.000
Post, T	.244	70-69	201	19	49	4	2	0	19	57	.284	15	0	21	.296	0	10	1-1	65	141	18	.920
Bailey, D	.221	52-37	104	15	23	6	0	0	9	29	.279	10	1	21	.296	0	2	0-1	34	3	3	.925
Weltz, W	.218	71-71	170	26	37	0	1	0	20	39	.229	16	3	14	.296	0	11	5-5	171	97	8	.971
Braye, W	.217	60-52	152	9	33	5	2	1	16	45	.296	7	2	23	.261	0	11	0-0	237	26	3	.989
Williams, C	.206	68-67	194	11	40	6	0	1	26	49	.253	9	4	33	.255	1	3	2-2	390	52	12	.974
Fuentes, K	.194	17-15	36	1	7	0	0	0	2	7	.194	1	0	9	.211	1	2	0-0	6	17	1	.958
Taff, W	.000	35-0	5	13	0	0	0	0	1	0	.000	4	0	1	.444	0	0	2-4	3	0	0	1.000
Chou, R	.250	6-0	4	1	1	0	0	0	0	1	.250	0	0	1	.250	0	0	0-0	0	0	0	.000
Florida State	.280	72-72	1866	299	522	47	21	5	240	626	.335	143	23	177	.337	12	99	160-171	1482	588	98	.955
Opponents	.204	72-72	1814	151	370	36	4	13	124	453	.250	143	38	373	.275	7	50	49-67	1423	696	136	.94

Pitching Statistics

Name	ERA	W-L	APP	GS	CG	SHO/CBO	SV	IP	H	R	ER	BB	SO	2B	3B	HR	BF	B/AVG	BK	HBP	WP
Espinoza, R	0.83	30-8	40	33	32	13/0	0	253.0	160	51	30	50	220	14	3	4	983	.181	0	18	10
Fuentes, K	1.81	9-8	20	17	13	4/1	1	104.2	86	36	27	46	72	13	0	1	459	.218	0	8	4
Zenger, N	2.40	12-5	24	22	16	5/1	0	137.1	124	61	47	47	81	9	1	8	611	.232	0	12	6
Florida State	1.47	51-21	72	72	61	23/1	1	495.0	370	148	104	143	373	36	4	13	2053	.204	0	38	20
Opponents	3.26	21-51	72	72	63	4/0	0	474.1	522	295	221	143	177	47	21	5	2143	.280	0	23	22



1996 TEAM RESULTS

Record: 51-21 (Home 21-5; Away 11-5; Neutral 19-11)

DATE	OPPONENT	RESULT	SCORE	FSU PITCHER (RECORD)
2/7	Mercer	W	4-1	Espinoza (1-0)
2/7	Mercer	W	5-2	Fuentes (1-0)
2/9	West Florida	W	8-0	Espinoza (2-0)
2/9	West Florida	W	8-0	Zenger (1-0)
2/11	Georgia Southern	W	2-1	Espinoza (3-0)
2/11	Georgia Southern	W	5-0	Fuentes (2-0)
2/16	UNLV	L	2-3	Fuentes (2-1)
2/16	Washington	L	6-13	Espinoza (3-1)
2/16	Arizona	L	4-8	Zenger (1-1)
2/17	Illinois State	W	4-1	Espinoza (4-1)
2/17	Utah State	W	6-5	Espinoza (5-1)
2/18	Cal State Fullerton	L	11-12	Fuentes (2-2)
2/24	Stetson	W	1-0	Espinoza (6-1)
2/24	Stetson	W	6-2	Fuentes (3-2)
2/27	FAMU	W	8-0	Espinoza (7-1)
3/1	Washington	L	1-3	Zenger (1-2)
3/1	Massachusetts	W	4-1	Espinoza (8-1)
3/2	Long Beach State	L	1-2	Fuentes (3-3)
3/2	Oregon	W	1-0	Espinoza (9-1)
3/3	Cal State Northridge	L	1-2	Zenger (1-3)
3/5	UNC-Charlotte	W	7-1	Espinoza (10-1)
3/5	UNC-Charlotte	W	6-0	Fuentes (4-3)
3/6	Troy State	W	5-2	Zenger (2-3)
3/6	Troy State	L	1-2	Fuentes (4-4)
3/8	East Carolina	W	2-1	Espinoza (11-1)
3/8	UT-Chattanooga	W	5-2	Espinoza (12-1)
3/8	Ball State	W	4-2	Zenger (3-3)
3/9	Penn State	W	4-3	Zenger (4-3)
3/9	Indiana	W	3-1	Espinoza (13-1)
3/10	Michigan State	W	6-2	Zenger (5-3)
3/10	UCLA	L	0-4	Espinoza (13-2)
3/14	Notre Dame	L	0-1	Espinoza (13-3)
3/15	Drake	W	1-0	Fuentes (5-4)
3/15	Ohio State	L	0-1	Espinoza (13-4)
3/16	Southern Illinois	L	3-4	Fuentes (5-5)
3/16	Eastern Michigan	W	7-0	Zenger (6-3)
3/16	Massachusetts	W	3-1	Espinoza (14-4)
3/17	Michigan	L	1-6	Zenger (6-4)
3/19	Connecticut	W	3-0	Espinoza (15-4)
3/19	Connecticut	W	6-0	Zenger (7-4)
3/21	Bradley	W	4-1	Fuentes (6-5)
3/21	Bradley	W	7-2	Zenger (8-4)
3/23	Georgia Tech	W	2-0	Espinoza (16-4)
3/23	Georgia Tech	L	1-3	Fuentes (6-6)
3/28	FAMU	W	7-2	Espinoza (17-4)
3/28	FAMU	W	13-0	Zenger (9-4)
4/1	FAMU	W	4-0	Espinoza (18-4)
4/6	Virginia	W	8-0	Espinoza (19-4)
4/6	Virginia	W	5-4	Zenger (10-4)
4/7	Maryland	W	4-0	Espinoza (20-4)
4/7	Maryland	W	6-2	Zenger (11-4)
4/11	North Carolina	L	2-3	Espinoza (20-5)
4/11	North Carolina	L	4-5	Espinoza (20-6)
4/12	Campbell	W	6-1	Fuentes (7-6)
4/13	Florida Atlantic	L	0-1	Fuentes (7-7)
4/13	South Carolina	W	4-2	Espinoza (21-6)
4/13	North Carolina	W	2-0	Zenger (12-4)
4/14	Maryland	W	8-0	Fuentes (8-7)
4/19	Georgia Tech	W	5-4	Espinoza (22-6)
4/19	Maryland	W	3-0	Espinoza (23-6)
4/20	North Carolina	W	3-1	Espinoza (24-6)
4/30	West Florida	W	6-0	Espinoza (25-6)
4/30	West Florida	W	10-0	Fuentes (9-7)
5/3	South Florida	W	1-0	Espinoza (26-6)
5/3	South Florida	L	1-4	Fuentes (9-8)
5/5	South Carolina	W	5-1	Espinoza (27-6)
5/5	South Carolina	L	3-5	Zenger (12-5)
5/6	South Carolina	W	2-1	Espinoza (28-6)
5/17	South Florida	W	3-1	Espinoza (29-6)
5/18	Arizona	L	6-9	Espinoza (29-7)
5/18	South Florida	W	6-0	Espinoza (30-7)
5/19	Arizona	L	3-10	Espinoza (30-8)

1996 ACC STATISTICS

Final Conference Standings FLORIDA STATE - ACC Champion & NCAA Tournament Participant

Team	CONFERENCE				OVERALL			
	W	L	T	PCT.	W	L	T	PCT.
North Carolina	6	1	0	.857	33	29	1	.532
Florida State	5	3	0	.625	51	21	0	.708
Georgia Tech	4	3	0	.571	32	20	0	.615
Virginia	2	6	0	.250	13	28	0	.317
Maryland	2	6	0	.250	33	24	1	.578

1996 ACC Review

1996 ACC TOURNAMENT (April 18-20, Raleigh, NC)

- Thursday** - #5 Maryland d. #4 Virginia 1-0;
Friday - #2 Florida State d. #3 Georgia Tech 5-4;
 Maryland d. #1 North Carolina 3-0;
 Virginia d. Georgia Tech 3-2;
 Florida State d. Maryland 3-0;
Saturday - North Carolina d. Virginia 8-0;
 North Carolina d. Maryland 3-1;
 Florida State d. North Carolina 3-1.

1996 ACC ALL-TOURNAMENT TEAM

- Florida State (4)** - RENEE ESPINOZA, KRISTY HULL, WINDY WELTZ, SHAMALENE WILSON.
Georgia Tech (2) - Paige Bolton, Laura Williams.
Maryland (2) - Amy Sandler, Kelly Shipman.
North Carolina (2) - Brandy Arthur, Jennifer Scanlon.
Virginia (2) - Weezy Calderone, Jamie Hahn.
Tournament MVP: RENEE ESPINOZA, FLORIDA STATE.

1996 ACC ALL-CONFERENCE

- Florida State (3)** - MYSSI CALKINS, RENEE ESPINOZA, SHAMALENE WILSON.
Georgia Tech (2) - Terri Bolden, Laura Williams.
Maryland (1) - Kelly Shipman.
North Carolina (4) - Brandy Arthur, Jeanine Gunther, Christine Kubin, Lorin Slade.
Virginia (2) - Weezy Calderone, Jamie Hahn.

1996 ACC PLAYER OF THE YEAR


SHAMALENE WILSON, FLORIDA STATE

1996 ACC ROOKIE OF THE YEAR

Kelly Shipman, Maryland

1996 COACH OF THE YEAR

Donna Papa, North Carolina



Shamalene Wilson

ABOUT THE ACC

ACC SCHOOLS THAT SPONSOR SOFTBALL

Florida State, Georgia Tech, Maryland, North Carolina, Virginia

ANNUAL ACC SOFTBALL CHAMPIONS				
Year	Champion	Head Coach	Runnerup	Site
1992	Florida State	Dr. JoAnne Graf	Virginia	Tallahassee, Fla.
1993	Florida State	Dr. JoAnne Graf	Virginia	Tallahassee, Fla.
1994	Virginia	Peggy Kellers	Florida State	Tallahassee, Fla.
1995	Florida State	Dr. JoAnne Graf	Georgia Tech	Tallahassee, Fla.
1996	Florida State	Dr. JoAnne Graf	North Carolina	Raleigh, N.C.

ATLANTIC COAST CONFERENCE HONORS				
Year	Player of the Year	Coach of the Year	Rookie of the Year	Tourney MVP
1992	Toni Gutierrez, FSU	Dr. JoAnne Graf, FSU	Stephanie Weitman, GAT	Susan Buttery, FSU
1993	Eileen Schmidt, UVA	Dr. JoAnne Graf, FSU	Shamalene Wilson, FSU	Lisa Davidson, FSU
1994	Beverly Smith, UNC	Peggy Kellers, UVA	Laura Williams, GAT	Michelle Collins, UVA
1995	Cindy Lawton, FSU	Regina Tomaselli, GAT	Kristy Hull, FSU	Cindy Lawton, FSU
1996	Shamalene Wilson, FSU	Donna Papa, UNC	Kelly Shipman, MD	Renee Espinoza, FSU

TEAMS OF THE ACC

CLEMSON Charter member of the SIAA in 1894, charter member of the SC in 1921, charter member of the ACC in 1953.

DUKE Joined the SC in December, 1928, charter member of the ACC in 1953.

FLORIDA STATE Charter member of the Dixie Conference in 1948, joined the Metro Conference in July, 1976, joined the ACC September 15, 1990.

GEORGIA TECH Charter member of the SIAA in 1894, charter member of SC in 1921, charter member of the SEC in 1932, joined the ACC in July, 1979.

MARYLAND Charter member of the SC in 1921, charter member of the ACC in 1953.

NORTH CAROLINA Charter member of the SIAA in 1894, charter member of the SC in 1921, charter member of the ACC in 1953.

N.C. STATE Charter member of the SC in 1921, charter member of the ACC in 1953.

VIRGINIA Charter member of the SIAA in 1894, charter member of the SC in 1921, resigned from SC in December, 1936, joined the ACC in December, 1953.

WAKE FOREST Joined the SC in February, 1936, charter member of the ACC in 1953.



THE TRADITION

Consistency. It's the mark of true excellence in any endeavor.

However, in today's intercollegiate athletics, competition has become so balanced and so competitive that it is virtually impossible to maintain a high level of consistency.

Yet the Atlantic Coast Conference has defied the odds. Now in its 44th year of competition, the ACC has long enjoyed the reputation as one of the strongest and most competitive intercollegiate conferences in the nation. And that is not mere conjecture, the numbers support it.

Since the league's inception in 1953, Atlantic Coast Conference schools have captured 56 NCAA and AIAW championships, including 27 in men's competition and 29 in women's. In addition, 96 men and 24 women have earned the coveted title of NCAA champion.

1995-96 SEASON IN REVIEW

The 1995-96 academic year concluded with the league pocketing two more national team titles and seven individual NCAA crowns. In all, the ACC has won 23 national team crowns in the last six years.

The ACC's 1995-96 national champions were North Carolina in field hockey and Maryland in women's lacrosse. The league also had four teams participate in national title games — Duke in men's soccer, Virginia in men's lacrosse, North Carolina in women's lacrosse and Maryland in field hockey. Overall the ACC posted a 67-48-1 (.575) mark in NCAA Tournament play.

In addition, seven ACC schools — North Carolina (6), Virginia (21), Florida State (23), Clemson (27), N.C. State (32), Maryland (34) and Duke (39) — were ranked in the Top 40 of the Sears Directors' Cup, an all-sports award



Windy Weltz, Shamalene Wilson, Renee Espinoza, Kristy Hull, Coach Graf

honoring the Division I school with the best performance by women's and men's athletic teams during the 1995-96 academic year.

The ACC placed at least one team in the Top 10 nationally in 13 of 23 sports sponsored by the league. Other records of note during the 1995-96 season include 77 teams competing at NCAA Championships, four bowl teams and 24 Top 10 showings.

Six ACC teams, in six different sports, representing three of nine member institutions, earned a No. 1 ranking during the course of the past academic year.

The ACC Academic Honor Roll record was broken for the 10th straight year as 1,185 student-athletes were recognized for their work in the classroom.



POST-SEASON PLAY

NCAA Year-by-Year Results

1986 South Regional

Ruston, Louisiana

Opponent	FSU	OPP	W-L
Louisiana Tech	0	4	L
Louisiana Tech	0	1	L
Final National Ranking - 9th			

1987 South Regional

Tallahassee, Florida

Opponent	FSU	OPP	W-L
Adelphi	1	0	W
Adelphi	3	1	W

College World Series

Opponent	FSU	OPP	W-L
Cal-State Fullerton	0	4	L
Central Michigan	0	1	L
Final National Ranking - 7th			

1988 South Regional

Ruston, Louisiana

Opponent	FSU	OPP	W-L
Texas A&M	0	1	L
Louisiana Tech	1	6	L
Final National Ranking - 9th			

1989 South Regional

Tallahassee, Florida

Opponent	FSU	OPP	W-L
South Carolina	1	2	L
Louisiana Tech	1	3	L
Final National Ranking - 9th			

1990 South Regional

Lafayette, Louisiana

Opponent	FSU	OPP	W-L
Texas A&M	5	0	W
SW Louisiana	4	3	W
SW Louisiana	2	1	W

College World Series

Opponent	FSU	OPP	W-L
Fresno State	1	0	W
Oklahoma State	1	4	L
Nevada-Las Vegas	4	1	W
UCLA	1	3	L
Final National Ranking - 3rd			

1991 South Regional

Lafayette, Louisiana

Opponent	FSU	OPP	W-L
SW Louisiana	1	0	W
Oklahoma State	2	0	W
Oklahoma State	4	3	W

College World Series

Opponent	FSU	OPP	W-L
UCLA	0	1	L
UNLV	1	0	W
Fresno State	0	3	L
Final National Ranking - 5th			

1992 South Regional

Lafayette, Louisiana

Opponent	FSU	OPP	W-L
SW Louisiana	1	0	W
UNLV	4	0	W
SW Louisiana	1	0	W

College World Series

Opponent	FSU	OPP	W-L
California	0	3	L
UMASS	2	4	L
Final National Ranking - 7th			

1993 South Regional

Tallahassee, Florida

Opponent	FSU	OPP	W-L
Kansas	0	1	L
Iowa	5	3	W
Kansas	5	0	W
Kansas	2	1	W

College World Series

Opponent	FSU	OPP	W-L
Connecticut	1	2	L
Final National Ranking - 7th			

1994 South Regional

Stillwater, Oklahoma

Opponent	FSU	OPP	W-L
Oklahoma State	2	5	L
Providence	1	2	L
Final National Ranking - 9th			

1995 West Regional

Tucson, Arizona

Opponent	FSU	OPP	W-L
Nebraska	1	6	L
Ohio	2	0	W
Nebraska	6	2	W
Arizona	0	15	L
Final National Ranking - 9th			

1996 South Regional

Tallahassee, Florida

Opponent	FSU	OPP	W-L
South Florida	3	1	W
Arizona	6	9	L
South Florida	6	0	W
Arizona	3	10	L
Final National Ranking - 9th			



FSU IN THE COLLEGE WORLD SERIES

All-Time CWS Record	3-10
Appearances	5
First Appearance	1987
Last Appearance	1993
Highest Final Ranking	3rd, 1990
CWS Appearances	1987, 90, 91, 92, 93

FSU IN THE NCAA PLAYOFFS

(Regional/District 3)	
All-Time Record	18-13
Appearances	11
First Appearance	1986
Last Appearance	1996
Consecutive Appearances	11

SERIES RECORDS

Series Records vs All Opponents

Series records are as of 1984

OPPONENT	W	L	T
Adelphi	5	1	0
Arizona	0	7	0
Arizona State	1	2	0
Austin Peay	1	0	0
Ball State	6	0	1
Baylor	2	2	0
Bowling Green	6	0	0
Bradley	4	0	0
Brown	2	0	0
Cal - Berkeley	0	2	0
Cal - Poly Ponomia	1	0	0
Cal- State Fullerton	1	5	0
Cal - State Northridge	0	2	0
Campbell	3	0	0
Central Michigan	3	1	0
Coastal Carolina	1	0	0
Connecticut	11	2	0
Creighton	2	1	0
Davis & Elkins	1	0	0
Dayton	1	0	0
Detroit	3	0	0
Drake	2	0	0
Drexel	4	0	0
East Carolina	15	1	0
East Central CC	2	0	0
Eastern Illinois	7	0	0
Eastern Michigan	12	0	0
Florida A & M	51	0	0
Florida Atlantic	0	1	0
Georgia Southern	2	0	0
Georgia State	7	1	0
Georgia Tech	17	1	0
Grambling State	5	0	0
Hofstra	7	0	0
Illinois-Chicago	3	1	0
Illinois State	5	0	0
Indiana	6	1	0
Iowa	3	1	0
Iowa State	2	0	0
Kansas	5	3	0
Kent	4	0	0
Liberty	1	0	0
Limestone	4	0	0
Long Beach State	0	1	0
Louisiana Tech	2	9	2
Maine	2	0	0
Marshall	2	0	0
Maryland	4	0	0
Massachusetts	8	2	0
Mercer	10	0	0
Miami (Ohio)	7	4	0
McNeese	0	1	0
Michigan	1	4	0
Michigan State	5	0	0
Millikin	1	0	0
Minnesota	1	0	0
Mississippi State	4	0	0
Mississippi Univ.-Women	3	0	0
Missouri	1	4	0
Nebraska	2	5	0
Nevada-Las Vegas UNLV	2	1	0
New Mexico	3	0	0
New Mexico State	1	0	0
New Orleans	2	0	0
Nicholls State	8	2	0
North Carolina	23	5	0
North Carolina-Charlotte	6	0	0
No. Carolina-Wilmington	7	0	0
Northeast Louisiana	3	0	1
Northern Illinois	4	3	0
Northern Iowa	5	1	0
Northwest Louisiana	2	0	0
Northwestern	1	1	0
Notre Dame	2	1	0
Ohio	5	0	0
Ohio State	9	1	0
Oklahoma	3	3	0
Oklahoma City College	2	0	0
Oklahoma State	6	7	0
Onondage CC	4	0	0
Oregon	2	0	0
Pacific	1	0	0
Penn State	2	0	0
Princeton	6	0	0
Providence	0	1	0
Quincy College	2	0	0
Radford College	1	0	0
Rhode Island	2	0	0
Rider College	2	0	0
Robert Morris	3	1	0
Rutgers	5	0	0
Sacramento State	1	0	0
Saginaw Valley State	3	0	0
Samford	2	0	0
Sam Houston State	1	1	0
South Carolina	16	14	0
South Florida	34	8	0
Southern Illinois	4	2	0
Southern Mississippi	6	0	0
Southwestern Louisiana	9	3	0
Southwest Missouri State	2	1	0
St. Louis CC	2	0	0
Stanford	1	0	0
Stephen F. Austin	1	1	0
Stetson	12	1	0
Susquehanna	2	0	0
Temple	12	1	0
Tennessee - Chattanooga	1	0	0
Tennessee Tech	3	0	0
Texas A&M	1	4	0
Texas-Arlington	0	1	0
Toledo	7	1	0
Troy State	3	1	0
UCLA	0	5	0
Utah	2	2	0
Utah State	2	1	0
Valparaiso	2	0	0
Virginia	29	9	0
Washington	0	2	0
West Florida	38	4	0
Western Illinois	7	2	0
Wichita State	1	0	0
Winthrop	5	0	0
Yale	1	0	0

Lady Seminole Invitational Champions & MVP

YEAR	CHAMPION	MVP
1984	Florida State	Tina Kyler, Florida State
1985	Florida State	Beth Hawkins, Bradley
1986	South Florida	Debbie Morash, South Florida
1987	South Florida	Lisa Lines, South Florida
1988	Florida State	Tiffany Daniels, Florida State
1989	Northern Illinois	Jill Justin, Northern Illinois
1990	Pool Champions:	Southwestern Louisiana, Illinois State, Nebraska and South Florida; no MVP's or All-Tournament Team was chosen.
1991	Florida State and Creighton	No MVP's were chosen
1992	Florida State	Toni Gutierrez, Florida State
1993	Florida State	Leslie Adams, Florida State
1994	Texas A&M	Jennifer McFalls, Texas A&M
1995	Michigan	Sarah Griffin, Michigan
1996	South Florida	Monica Trainer, South Florida

HONORS & AWARDS

FLORIDA STATE ALL-AMERICANS – 1980'S



Darby Cottle
1981, 1982




Natalie Drouin
1982



Susan Painter
1982




Toni Robinette
1982



Jan Sikes
1982


1990'S




Susan Buttery
2nd Team, 1993



Myssi Calkins
2nd Team 1996



Tiffany Daniels
2nd Team, 1987



Lisa Davidson
1st Team, 1993



Renee Espinoza
2nd Team, 1996




Toni Gutierrez
2nd Team, 1992



Christy Larsen
3rd Team, 1991



Cindy Lawton
3rd Team, 1995



Marla Looper
3rd Team, 1994



Shamalene Wilson
1st Team, 1996, 3rd Team,
1995, 2nd Team, 1994

ALL-REGION

- 1982 Darby Cottle, Toney Donaldson, Natalie Drouin, Susan Painter, Toni Robinette, Kelly Shaw, Jan Sikes
- 1984 Greta Bahn, Laurie Holler - 1st team
Teresa Collins - 2nd team
- 1985 Greta Bahn, Laurie Holler, Tina Kyler, Julie Larsen
- 1986 Carolyn Fiero, Julie Larsen - 1st team
Laurie Holler - 2nd team
- 1987 Tiffany Daniels, Carolyn Fiero, Julie Larsen - 1st team
- 1988 Tiffany Daniels, Christy Larsen - 1st team
Julie Larsen - 2nd team
- 1989 Debbie DeJohn, Christy Larsen - 1st team
- 1990 Christy Larsen, Penny Siqueiros - 1st team
Debbie DeJohn, Julie Rice - 2nd team

- 1992 Susan Buttery, Toni Gutierrez - 1st team
Leslie Adams - 2nd team
Leslie Barton - honorable mention
- 1993 Lisa Davidson, Marla Looper - 1st team
- 1994 Marla Looper, Laurie Shepard, Shamalene Wilson - 1st team
Rebecca Aase, Lisa Davidson, Cindy Lawton - 2nd team
- 1995 Renee Espinoza, Kristy Hull, Shamalene Wilson - 1st team
- 1996 Myssi Calkins, Renee Espinoza, Shamalene Wilson - 1st team
Kristy Hull - 2nd team,

ALL-ATLANTIC COAST CONFERENCE

- 1992 Rebecca Aase, Leslie Adams, Susan Buttery

- 1993 Rebecca Aase, Leslie Barton, Susan Buttery, Lisa Davidson, Toni Gutierrez, Marla Looper
- 1994 Lisa Davidson, Marla Looper, Shamalene Wilson
- 1995 Wendy Braye, Renee Espinoza, Kristy Fuentes, Cindy Lawton, Misty Molin, Laurie Shepard, Shamalene Wilson, Niki Zenger
- 1996 Myssi Calkins, Renee Espinoza, Shamalene Wilson

ALL-TOURNAMENT TEAMS

- 1981 Charlotte Cates, Darby Cottle, Natalie Drouin, Carol O'Domski, Susan Painter - National Championships
Charlotte Cates, Darby Cottle, Jan Sikes - Florida Invitational
Darby Cottle, Pat Mangan, Carol

SEMINOLES IN THE PROS

O'Domski, Venus Ross, Jan Sikes - South Florida Invitational

Charlotte Cates, Darby Cottle, Toni Robinette, Venus Ross - North Carolina State Invitational

Darby Cottle, Natalie Drouin, Cathy Gooding, Carol O'Domski, Venus Ross - AIAW Region III

1982 Darby Cottle, Cathy Gooding, Susan Painter - Florida Invitational

Toni Robinette - Florida State Invitational

Darby Cottle, Toney Donaldson, Cathy Gooding - South Florida Invitational

Darby Cottle, Toney Donaldson, Natalie Drouin, Susan Painter, Jan Sikes, Sandie Williams - N.C. State Invitational

Darby Cottle, Toney Donaldson, Cathy Gooding, Susan Painter, Toni Robinette, Kelly Shaw, Jan Sikes - Regional Championships

Darby Cottle, Susan Painter, Toni Robinette, Linda Tyrrell, Sandie Williams - National Championships

1983 Cathy Gooding, LeAnn Harrell, Kelly Tillman - Florida Invitational

Darby Cottle, Toney Donaldson, LeAnn Harrell, Carla Long - South Florida Invitational

Teresa Collins, Toney Donaldson, Cathy Gooding, LeAnn Harrell - Florida State Invitational

Teresa Collins, Darby Cottle (MVP), LeAnn Harrell, Carla Long, Cricket Olafson, Sunnie O'Neal, Susan Painter - N.C. State Invitational

Darby Cottle, LeAnn Harrell, Susan Painter - State Championships

Darby Cottle, Toney Donaldson, LeAnn Harrell, Carla Long, Cricket Olafson, Susan Painter - National Championships

1984 Shelley Berube, Cathy Gooding, Tina Kyler (MVP), Leslie Miller, Susan Painter - Lady Seminole Invitational

Teresa Collins, Tina Kyler - Lady Flame Invitational

1985 Greta Bahn, Laurie Holler, Wendy Rogers - Lady Seminole Invitational

Amy Snider - South Carolina Invitational

Greta Bahn, Shelley Berube, Tina Kyler, Leslie Miller (MVP),

Wendy Rogers - Florida Collegiate Championship

1986 Carolyn Fiero, Julie Larsen - Lady Seminole Invitational

Barbara Gillespie, Julie Larsen (MVP) - South Carolina Invitational

1987 Tiffany Daniels, Judi Davison, Carolyn Fiero - South Florida Invitational

Kari Keith - Lady Seminole Invitational

1988 Tiffany Daniels - South Florida Invitational

Lori Crouse, Tiffany Daniels (MVP), Kari Keith, Christy Larsen

Julie Larsen - Lady Seminole Invitational

Tiffany Daniels, Christy Larsen - National Invitational Championship

1989 Debbie DeJohn, Kelly Flaczinski, Christy Larsen - Frost Cutlery Invitational

Kelly Flaczinski - Lady Seminole Invitational

1990 Leslie Barton, Debbie DeJohn - NCAA Women's College World Series

1991 Tina Getherall - Lady Seminole Invitational

1992 Leslie Barton, Toni Gutierrez (MVP) - Lady Seminole Invitational

Rebecca Aase, Leslie Adams, Leslie Barton, Susan Buttery (MVP), Toni Gutierrez, Shannan Mitchem, Penny Siqueiros - ACC Championships

Lisa Davidson - South Florida Invitational

Toni Gutierrez (MVP) - Tar Heel Invitational

1993 Lisa Davidson - Tar Heel Invitational

Marla Looper - Lady Seminole Invitational

Leslie Barton, Susan Buttery, Heather Conway, Lisa Davidson (MVP), Toni Gutierrez, Marla Looper - ACC Championships

1994 Cindy Lawton, Shamalene Wilson - South Florida Invitational

Marla Looper, Jennifer Olow, Windy Weltz, Shamalene Wilson - ACC Championships

Shamalene Wilson - Lady Seminole Invitational

Jennifer Olow, Shamalene Wilson - Tar Heel Invitational

1995 Wendy Braye, Myssi Calkins, Renee Espinoza, Heather Feltmann, Kristy Fuentes, Kristy Hull - ACC Championships

Renee Espinoza, Cindy Lawton, Misty Molin - Tar Heel Invitational


Wendy Braye, Renee Espinoza (MVP), Cindy Lawton - Gladstone's/USF Softball Classic

Kristy Hull, Cindy Lawton, Misty Molin, Laurie Shepard - Lady Seminole Invitational


1996 Renee Espinoza, Shamalene Wilson - Speedline/USF Softball Classic

Kristy Hull, Shamalene Wilson - Lady Seminole Invitational

Myssi Calkins, Kristy Fuentes - Tar Heel Invitational



Laurie Shepard
Silver Bullets



Shannan Mitchem
Silver Bullets

Renee Espinoza (MVP), Kristy Hull, Windy Weltz, Shamalene Wilson - ACC Championships


OTHER ACCOMPLISHMENTS

- 1981 ASA Outstanding Athlete - Darby Cottle
- USOC Best Amateur Softball Player in the Nation - Darby Cottle
- FAIAW Softball Coach of the Year - JoAnne Graf
- 1982 Olympia Award - Darby Cottle
- Broderick Award - Darby Cottle
- 1992 ACC Player of the Year - Toni Gutierrez
- ACC Coach of the Year - JoAnne Graf
- Most Valuable Pitcher in the South Florida Invitational - Toni Gutierrez
- 1993 ACC Rookie of the Year - Shamalene Wilson
- ACC Coach of the Year - JoAnne Graf
- 1995 ACC Rookie of the Year - Kristy Hull
- ACC Player of the Year - Cindy Lawton
- 1996 ACC Player of the Year - Shamalene Wilson

FSU HALL OF FAME



Darby Cottle-Vezey
(inducted 1988)



Julie Larsen-Baker
(inducted 1995)

ALL-TIME LETTERWINNERS

1984-1996 SOFTBALL ROSTER

A

Rebecca Aase 1991-94
 Leslie Adams 1992-93
 Shannon Aiken 1989
 Kim Averill 1989

B

Greta Bahn 1984-86
Dana Bailey 1996
 Leslie Barton 1990-93
 Jill Bellamy 1986-88
 Shelley Berube 1984
 Michelle Bishop 1995
Wendy Braye 1994-96
 Jodie Bullock 1990
 Jennifer Butler 1995
 Susan Buttery 1990-93

C

Myssi Calkins 1994-96
Rosalind Chou 1996
 Teresa Collins 1984
 Heather Conway 1992-93
 Dina Cooper 1984
 Suzanne Cooper 1987
 Shawnda Corbin 1988
 Lori Crouse 1986-89

D

Tiffany Daniels 1986-89
 Lisa Davidson 1991-94
 Wendy Davis 1984
 Judi Davison 1985-87
 Debbie DeJohn 1987-90
 Jennie Dillmore 1992-93
 Tabitha Doka 1994
 Jennifer Drawdy 1994

E

Sherri Emetario 1986-87
 Renee Espinoza 1995
 Bonnie Evans 1988

F

Heather Feltmann 1993-95
 Stephanie Ferlita 1995-96
 Carolyn Fiero 1986-87
 Kelly Flaczinski 1988-91
Kristy Fuentes 1994-96

G

Tina Getherall 1990-92
 Barbara Gillespie 1985-86
 Cathy Gooding 1984
 Cindy Gordon 1992-93
 Toni Gutierrez 1990-93

H

Roxanne Hantelmann 1986
 LeAnn Harrell 1984
 Becky Harrison 1988-91
 B.J. Hodges 1990-91
 Laurie Holler 1985-86
Kristy Hull 1995-96

K

Kari Keith 1986-89
 Tina Kyler 1984

L

Hunter LaFountain 1989-90
 Christy Larsen 1988-91
 Julie Larsen 1985-88
 Monica Lawfield 1984
 Cindy Lawton 1994-95
 Marla Looper 1993-94

M

Sandy Martinez 1988-89
Jesse McGregor 1996
 Lora Migliaccio 1988-91
 Shannon Mitchem 1989-92
 Leslie Miller 1984
Misty Molin 1995-96

N

Heidi Nelson 1984

O

Cricket Olafson 1984
 Jennifer Olow 1991-94
 Sunnie O'Neal 1984
 Sherri Owens 1988

P

Robin Pace 1984
 Susan Painter 1984
 Adrienne Pearson 1994-95
Tami Post 1996
 Chris Priester 1986

R

Julie Rice 1988-91
 Brenda Richardson 1989
 Daphne Russell 1987-88

S

Kelly Schnute 1995-96
 Laurie Shepard 1992-95
 Tracy Simmons 1987
 Penny Siqueiros 1989-92
 Debbie Smith 1986
 Amy Snider 1984-86
 Lynn Steele 1985-87
 Stacie Symonds 1994

T

Windy Taff 1996
 Laurie Tiedt 1984-87
 Kelly Tillman 1984

W

Windy Weltz 1994-96
Corrie Williams 1996
 Shamalene Wilson 1993-96
 Tina Wood 1993-94

Z

Niki Zenger 1995-96

BOLD INDICATES ACTIVE PLAYER

RECORD BOOK

YEARLY LEADERS-OFFENSIVE (SINCE 1984)

BATTING AVERAGE

1984 Greta Bahn	.331
1985 Greta Bahn	.274
1986 Carolyn Fiero	.352
1987 Tiffany Daniels	.391
1988 Tiffany Daniels	.340
1989 Tiffany Daniels	.350
1990 Penny Siqueiros	.313
Leslie Barton	.313
1991 Penny Siqueiros	.329
1992 Penny Siqueiros	.381
1993 Susan Buttery	.377
1994 Shamalene Wilson	.380
1995 Cindy Lawton	.383
1996 Shamalene Wilson	.402

RUNS

1984 Greta Bahn	36
1985 Greta Bahn	35
1986 Barbara Gillespie	24
1987 Tiffany Daniels	63
1988 Tiffany Daniels	39
1989 Tiffany Daniels	35
1990 Christy Larsen	30
1991 Susan Buttery	43
1992 Susan Buttery	59
1993 Susan Buttery	58
1994 Shamalene Wilson	55
1995 Shamalene Wilson	55
1996 Shamalene Wilson	72

HITS

1984 Greta Bahn	39
1985 Greta Bahn	54
1986 Carolyn Fiero	42
1987 Tiffany Daniels	79
1988 Tiffany Daniels	55
1989 Tiffany Daniels	56
1990 Penny Siqueiros	56
1991 Penny Siqueiros	71
1992 Susan Buttery	84
1993 Susan Buttery	78
1994 Shamalene Wilson	81
1995 Cindy Lawton	87
Kristy Hull	
1996 Shamalene Wilson	92


DOUBLES

1984 Teresa Collins	7
1985 Greta Bahn	4
1986 Carolyn Fiero	5
1987 Carolyn Fiero	6
1988 Christy Larsen	5
1989 Tiffany Daniels	8
1990 Christy Larsen	7
1991 Penny Siqueiros	7
1992 Leslie Barton	11
1993 Leslie Barton	8
Lisa Davidson	
1994 Lisa Davidson	10

Shamalene Wilson	
1995 Cindy Lawton	16
1996 Jesse McGregor	9

TRIPLES

1984 Greta Bahn	6
1985 Laurie Holler	9
1986 Carolyn Fiero	5
1987 Tiffany Daniels	11
1988 Tiffany Daniels	6
1989 Christy Larsen	4
1990 Leslie Barton	3
Toni Gutierrez	
Julie Rice	
1991 Penny Siqueiros	5
1992 Susan Buttery	9
1993 Lisa Davidson	9
1994 Shamalene Wilson	9
1995 Shamalene Wilson	11
1996 Shamalene Wilson	7



#5 Windy Weltz

HOME RUNS

1984 Teresa Collins	7
1985 Wendy Rogers	5
1986 Carolyn Fiero	6
1987 Tiffany Daniels	10
1988 Tiffany Daniels	6
1989 Tiffany Daniels	6
1990 Leslie Barton	5

1991 Susan Buttery	3
1992 Lisa Davidson	6
1993 Leslie Barton	5
1994 Lisa Davidson	7
1995 Shamalene Wilson	5
1996 Shamalene Wilson	3

RUNS BATTED IN

1984 Greta Bahn	25
Teresa Collins	
1985 Wendy Rogers	31
1986 Carolyn Fiero	25
1987 Tiffany Daniels	41
1988 Lori Crouse	33
1989 Tiffany Daniels	28
1990 Penny Siqueiros	23
1991 Penny Siqueiros	31
1992 Penny Siqueiros	49
1993 Leslie Barton	47
1994 Shamalene Wilson	36
1995 Cindy Lawton	46
1996 Shamalene Wilson	45

STOLEN BASES

1984 Sunnie O'Neal	11
1985 Greta Bahn	15
Barbara Gillespie	
1986 Greta Bahn	20
1987 Tiffany Daniels	23
1988 Christy Larsen	12
1989 Tiffany Daniels	25
1990 Jodie Bullock	7
1991 Tina Getherall	11
1992 Leslie Barton	35
1993 Shamalene Wilson	25
1994 Myssi Calkins	44
1995 Shamalene Wilson	39
1996 Shamalene Wilson	69

BASES ON BALLS

1984 Greta Bahn	21
1985 Greta Bahn	25
1986 Laurie Holler	24
1987 Tiffany Daniels	39
1988 Tiffany Daniels	26
1989 Tiffany Daniels	24
1990 Jodie Bullock	17
1991 Susan Buttery	23
1992 Leslie Barton	29
1993 Lisa Davidson	28
1994 Jen Olow	23
1995 Wendy Braye	22
1996 Kristy Hull	20

SACRIFICE HITS

1984 Tina Kyler	11
1985 Tina Kyler	17
1986 Karyn Palgut	13
1987 Lynn Steele	18
1988 Kari Keith	14
1989 Kelly Flaczinski	17

1990 Shannan Mitchem	18
1991 Kelly Flaczinski	15
Tina Getherall	
1992 Shannan Mitchem	25
1993 Shamalene Wilson	17
1994 Myssi Calkins	21
1995 Windy Weltz	16
1996 Kristy Hull	18

YEARLY LEADERS-PITCHING (SINCE 1984)

APPEARANCES

1984 Tina Kyler	23
1985 Tina Kyler	26
1986 Julie Larsen	33
1987 Julie Larsen	37
1988 Julie Larsen	24
1989 Debbie DeJohn	32
1990 Debbie DeJohn	35
1991 Christy Larsen	43
1992 Toni Gutierrez	44
1993 Marla Looper	25
1994 Marla Looper	36
1995 Renee Espinoza	39
1996 Renee Espinoza	40

INNINGS PITCHED

1984 Tina Kyler	157
1985 Tina Kyler	182
1986 Julie Larsen	225
1987 Julie Larsen	237
1988 Julie Larsen	174
1989 Debbie DeJohn	223
1990 Debbie DeJohn	225
1991 Christy Larsen	275
1992 Toni Gutierrez	285
1993 Marla Looper	165.2
1994 Marla Looper	191.1
1995 Renee	

Espinoza	221.1
1996 Renee Espinoza	253.0

WINS

1984 Shelley Berube	18
1985 Julie Larsen	18
1986 Julie Larsen	25
1987 Julie Larsen	25
Debbie DeJohn	
1988 Debbie DeJohn	18
1989 Debbie DeJohn	22
1990 Debbie DeJohn	25
1991 Christy Larsen	33
1992 Toni Gutierrez	35
1993 Marla Looper	20
1994 Marla Looper	21
1995 Renee Espinoza	26
1995 Renee Espinoza	30

STRIKEOUTS

1984 Tina Kyler	248
1985 Tina Kyler	209
1986 Julie Larsen	271
1987 Julie Larsen	224
1988 Julie Larsen	164
1989 Christy Larsen	166
1990 Christy Larsen	201
1991 Christy Larsen	307
1992 Toni Gutierrez	295
1993 Marla Looper	143
1994 Marla Looper	167
1995 Renee Espinoza	212
1996 Renee Espinoza	220

EARNED RUN AVERAGE

1984 Shelley Berube	0.22
1985 Julie Larsen	0.29
1986 Julie Larsen	0.37
1987 Debbie DeJohn	0.51
1988 Christy Larsen	0.90
1989 Debbie DeJohn	0.53
1990 Toni Gutierrez	0.14
1991 Toni Gutierrez	0.59
1992 Toni Gutierrez	0.47
1993 Marla Looper	0.42
1994 Marla Looper	1.10
1995 Renee Espinoza	1.33
1996 Renee Espinoza	0.83

BASES ON BALLS

1984 Shelley Berube	16
1985 Julie Larsen	30
1986 Roxanne Hantelmann	18
1987 Debbie DeJohn	56
1988 Debbie DeJohn	32
1989 Debbie DeJohn	35
1990 Christy Larsen	22
1991 Toni Gutierrez	38
1992 Toni Gutierrez	54
1993 Toni Gutierrez	28
1994 Marla Looper	39
1995 Kristy Fuentes	71
1996 Niki Zenger	47

HITS

1984 Shelley Berube	33
---------------------------	----

1985 Tina Kyler	63	
1986 Roxanne Hantelmann	65	
1987 Julie Larsen	114	
Debbie DeJohn		114
1988 Christy Larsen	54	
1989 Christy Larsen	83	
1990 Christy Larsen	57	
1991 Toni Gutierrez	87	
1992 Rebecca Aase	96	
1993 Rebecca Aase	66	
1994 Rebecca Aase	108	
1995 Renee Espinoza	142	
1996 Niki Zenger	124	

RUNS

1984 Shelley Berube	10
1985 Julie Larsen	10
1986 Roxanne Hantelmann	17
1987 Julie Larsen	41
Debbie DeJohn	
1988 Christy Larsen	25
1989 Debbie DeJohn	33
1990 Christy Larsen	17
1991 Toni Gutierrez	22
1992 Rebecca Aase	31
1993 Rebecca Aase	16
Toni Gutierrez	
1994 Rebecca Aase	43
1995 Renee Espinoza	55
1996 Renee Espinoza	51

CAREER RECORDS

GAMES

Shamalene Wilson	262	1993-96
Shannan Mitchem	258	1989-92
Susan BATTERY	256	1990-93
Kelley Flaczinski	241	1988-91
Leslie Barton	241	1990-93
Penny Siqueiros	240	1989-92

AT BATS

Shamalene Wilson	846	1993-96
Susan BATTERY	767	1990-93
Leslie Barton	695	1990-93
Christy Larsen	687	1988-91
Kelley Flaczinski	682	1988-91
Penny Siqueiros	657	1989-92

RUNS


Shamalene Wilson	223	1993-96
Susan BATTERY	170	1990-93
Tiffany Daniels	148	1986-89
Leslie Barton	131	1990-93
Christy Larsen	125	1988-91

HITS

Shamalene Wilson	310	1993-96
Susan BATTERY	245	1990-93
Penny Siqueiros	219	1989-92
Leslie Barton	216	1990-93
Tiffany Daniels	198	1986-89

DOUBLES

Lisa Davidson	27	1991-94
Wendy Braye	24	1994-96
Cindy Lawton	25	1994-95
Christy Larsen	23	1988-90



#21 Misty Molin

Shamalene Wilson 23 1993-96

TRIPLES

Shamalene Wilson 30 1993-96
 Tiffany Daniels 21 1986-89
 Lisa Davidson 19 1991-94
 Leslie Barton 17 1990-93
 Susan Buttery 16 1990-93

HOME RUNS

Tiffany Daniels 24 1986-89
 Lisa Davidson 19 1991-94
 Shamalene Wilson 16 1993-96
 Leslie Barton 14 1990-93
 Susan Buttery 10 1990-93

STOLEN BASES

Shamalene Wilson 161 1993-96
 Myssi Calkins 124 1994-96
 Leslie Barton 66 1990-93
 Tiffany Daniels 61 1986-89
 Greta Bahn 41 1984-86

BASES ON BALLS

Lisa Davidson 114 1991-94
 Tiffany Daniels 92 1986-89
 Leslie Barton 70 1990-93
 Susan Buttery 64 1990-93
 Greta Bahn 59 1984-86

RUNS BATTED IN

Leslie Barton 131 1990-93
 Shamalene Wilson 112 1993-96
 Penny Siqueiros 110 1989-92
 Tiffany Daniels 103 1986-89
 Susan Buttery 81 1990-93

BATTING AVERAGE

Shamalene Wilson366 1993-96
 Cindy Lawton358 1994-95
 Kristy Hull357 1995-96
 Tiffany Daniels356 1986-89
 Penny Siqueiros333 1989-92
 Susan Buttery319 1990-93

PITCHING-CAREER RECORDS

GAMES

Debbie DeJohn 121 1987-90
 Julie Larsen 113 1985-88
 Christy Larsen 107 1988-91
 Toni Gutierrez 104 1990-93
 Rebecca Aase 98 1991-94

INNINGS PITCHED

Debbie DeJohn 798 1987-90
 Julie Larsen 759 1985-88
 Toni Gutierrez 651 1990-93
 Christy Larsen 604 1988-91
 Rebecca Aase 566 1991-94

WINS

Debbie DeJohn 90 1987-90
 Julie Larsen 85 1985-89
 Christy Larsen 77 1988-91
 Toni Gutierrez 74 1990-93
 Rebecca Aase 71 1991-94

STRIKEOUTS

Julie Larsen 834 1985-88
 Christy Larsen 758 1988-91
 Toni Gutierrez 648 1990-93
 Tina Kyler 457 1984-85
 Debbie DeJohn 449 1987-90

SHUTOUTS

Christy Larsen 52 1988-91
 Toni Gutierrez 51 1990-93
 Julie Larsen 50 1985-88
 Debbie DeJohn 43 1987-90
 Rebecca Aase 43 1991-94



#25 Tami Post

EARNED RUN AVERAGE

Shelley Berube 0.38 1984-85
 Toni Gutierrez 0.47 1990-93
 Tina Kyler 0.50 1984-85
 Rebecca Aase 0.65 1991-93
 Marla Looper 0.78 1993-94
 Rebecca Aase 0.84 1991-94

TEAM SEASON RECORDS

VICTORIES

Most in a Season 63, 1992 (63-9)

STREAKS

Longest Winning Streak 32, 1985
 (March 4th to March 26th)
 Longest Losing Streak 6, 1989
 (March 19th to March 25th)

WINNING PERCENTAGE

Highest in Season875, 1984 and 1992

SHUTOUTS

Fewest Times Shutout in Season 2, 1993
 (61 Games)
 Most Times Shutout in Season 10, 1994
 Longest Streak Without Being Shutout . 46 (1984)
 Most Recorded in Season 41, 1992
 Most Consecutive 17, 1993
 Consecutive Scoreless Innings Pitched .. 124 2/3, 1993

HITTING

RUNS

Most in Game 17 vs. FAMU, 1987
 Most Allowed in Game 15 vs. Arizona, 1995
 Largest Winning Margin 1.7 vs. FAMU, 1987
 Largest Losing Margin .15 vs. Arizona, 1995
 Most in Season 364, 1992
 Most Allowed in Season 140, 1995

HITS

Most in Season 628, 1995
 Most Allowed in Season 361, 1995

DOUBLES

Most in Season 67, 1995
 Most Allowed in Season 42, 1995

TRIPLES

Most in Season 33, 1994
 Most Allowed in Season 23, 1994

HOME RUNS

Most in Season 23, 1992
 Most Allowed in Season 15, 1995

RUNS BATTED IN

Most in Season 288, 1992

BATTING AVERAGE

Highest in Season316, 1995 (628-1985)
 Highest Allowed in Season204, 1996

STOLEN BASES

Most in Season 160, 1996 (72 games)
 Most Allowed in Season 53, 1991
 (58 attempts)

FIELDING

PUTOUTS

Most in Season 1,482, 1996 (72 games)

ASSISTS

Most in Season 632, 1995 (73 games)

ERRORS

Most in Season 98, 1996 (72 games)
 Most by Opponents in Season 155, 1995

FIELDING PERCENTAGE

Highest in Season976, 1993 (61 games)
 Lowest in Season950, 1987 (64 games)

RECORD BOOK

PITCHING

PITCHING APPEARANCES

Most in Season 73, 1995

INNINGS PITCHED

Most in Season 514, 1991 (74 games)

Most by Opponents 481, 1991 (74 games)

NO-HITTERS

Most in Season 8, 1986 (49 games)

EARNED RUN AVERAGE

Lowest in Season 0.37, 1984 (18 ER-339.2 IP)

Highest in Season 1.53, 1995 (237 ER-465.2 IP)

INDIVIDUAL SEASON RECORDS

Most Games Played: Penny Siqueiros, 74, 1991

At Bats: Susan Buttery, 240, 1992

Runs: Shamalene Wilson, 72, 1996

Hits: Shamalene Wilson, 92, 1996

Doubles: Cindy Lawton, 16, 1995

Triples: Tiffany Daniels, 11, 1987; Shamalene Wilson, 11, 1995

Home Runs: Tiffany Daniels, 10, 1987

RBI's: Penny Siqueiros, 49, 1992

Walks: Tiffany Daniels, 39, 1987

Strikeouts: Leslie Barton, 42, 1991

Batting Average: Shamalene Wilson, .402, 1996

Stolen Bases: Shamalene Wilson, 69 (72 attempts), 1996

Sacrifices: Shannan Mitchem, 25, 1992

Putouts: Heather Feltmann, 480, 1994

Assists: Cindy Lawton, 189, 1995

Errors: Jesse McGregor, 34, 1996

Fielding Pct.: Julie Rice, 1.000 (320 chances), 1990

PITCHING

Appearances: Toni Gutierrez, 44, 1992

Games Started: Toni Gutierrez, 41, 1992

Wins: Toni Gutierrez, 35, 1992

Losses: Renee Espinoza, 10, 1995

Runs (Most): Kristy Fuentes, 65, 1995

Runs (Least): Julie Larsen, 10, 1985;

Shelley Berube, 10, 1984; Rebecca Aase, 10, 1994

Earned Runs (Most) Kristy Fuentes, 51, 1995

Earned Runs (Least): . Toni Gutierrez, 1, (in 50 innings) 1990

Hits (Most): Renee Espinoza, 160, (in 253 innings) 1996

Walks (Most): Rebecca Aase, 80, 1992

Walks (Least): Toni Gutierrez, 10, 1990

Strikeouts: Christy Larsen, 307, 1991

Hit Batsmen: Renee Espinoza, 18, 1996

Earned Run Average: Toni Gutierrez, 0.14, 1990, (50 innings)

Most Doubles Allowed: Marla Looper, 19, 1994;

Renee Espinoza, 19, 1995

Most Triples Allowed: Rebecca Aase, 11, 1994

Most Home Runs allowed: Marla Looper, 9, 1994

Most Consecutive Victories: Rebecca Aase, 50,

Feb, 15, 1991 to April 24, 1993

Best Win Percentage: 1.000 Rebecca Aase, 1992, (28-0)



YEAR BY YEAR RECORDS

1978 (46-9)

OPPONENT	FSU	OPP
Lake City CC	10	8
Florida A&M	15	3
Central CC	15	0
Florida A&M	11	1
Central CC	17	1
Central CC	17	3
Florida	6	2
Miami	18	1
Florida Int'l	5	2
West Palm JC	8	3
Florida	5	2
Florida Tech	3	8
Florida Tech	10	5
Florida	4	0
South Florida	4	5
Jacksonville	20	0
Jacksonville	6	0
Florida	10	1
Florida Tech	5	1
Flagler College	0	5
Florida Tech	0	4
Florida	1	0
Florida	4	0
Lake City CC	11	6
Lake City CC	10	2
South Florida	10	4
Lake City CC	1	0
Flagler College	12	11
Florida	8	2
Jacksonville	4	2
Jacksonville	2	1
South Florida	2	3
Stetson	9	1
Florida Int'l	4	3
Florida	8	1
Florida Tech	1	7
Florida	4	1
Florida	6	4
Stetson	11	0
South Florida	3	2
Florida Tech	10	9
Florida Tech	7	4
Auburn	4	2
Auburn	6	1
Armstrong St	4	0
Southern Miss	9	1
Delta State	4	5
Florida Int'l	3	0
Delta State	5	2
South Florida	3	6
Armstrong St	10	3
Delta State	8	3
South Florida	5	1
Florida	1	0
Florida	2	4

1979 (26-15)

OPPONENT	FSU	OPP
Chipola CC	3	1
Florida A&M	11	1
Chipola CC	1	5
Chipola CC	6	7
Brevard CC	4	3
Brevard CC	14	0
Broward No CC	15	2
Dade South CC	1	2
Miami	3	1

Dade North CC	3	4
Jacksonville	10	0
Florida	0	2
Florida A&M	7	2
South Florida	6	2
Florida	1	4
South Florida	0	1
Lake City CC	3	1
Lake City CC	4	3
Florida A&M	5	0
Flagler College	8	10
Central Florida	8	1
Jacksonville	4	3
Lake City CC	1	4
Lake City CC	5	3
Lake City CC	0	2
Florida	0	5
Dade North CC	15	0
Lake City CC	0	7
Jacksonville	2	1
Jacksonville	10	3
Florida	2	0
Florida	1	2
Flagler College	14	2
Florida	3	2
South Florida	6	5
Florida	7	3

1980 (37-10)

OPPONENT	FSU	OPP
N. Florida JC	1	2
N. Florida JC	5	4
Central Florida	5	1
Florida	0	2
Brevard CC	11	0
Brevard CC	4	1
Florida A&M	10	2
Florida JC	5	1
Flagler College	11	0
Lake City CC	6	5
Florida	5	4
Lake City CC	2	3
South Florida	1	0
South Florida	5	1
Central Florida	7	3
South Florida	8	9
Fl. Southern	9	3
Florida	3	5
Florida	5	4
Florida A&M	10	5
Stetson	14	2
Florida Int'l	11	1
Florida	4	2
Flagler College	5	2
Flagler College	17	4
Chipola CC	10	0
Lake City CC	1	3
Appalachian St	23	1
N. Kentucky	15	4
Florida	1	7
N.C. State	7	4
Florida	0	5
Chipola CC	11	3
Chipola CC	11	3
Miami	22	4
South Florida	11	1
Central Florida	3	2
Florida	3	2
N. Florida JC	4	2

N. Florida JC	2	1
Auburn	4	3
Auburn	4	3
W. GA College	3	0
Auburn	20	11
Florida	0	1
Auburn	10	3
Florida	0	4

1981 (54-7)

OPPONENT	FSU	OPP
Chipola JC	12	0
Chipola JC	12	0
Auburn	5	1
East Carolina	9	2
Florida A&M	11	0
Florida	3	0
Florida	3	4
Florida	5	2
Lake City CC	4	3
Miami Dade N. JC	5	0
Miami	9	0
Broward Cen. CC	2	3
Palm Beach JC	4	0
Florida	5	0
South Florida	2	0
Florida Int'l	7	0
Flagler College	16	0
Flagler College	13	0
Edward Waters	21	2
Edward Waters	10	0
South Florida	7	5
Stetson	9	0
Florida Int'l	9	2
Florida	1	5
South Florida	5	1
Georgia Tech	12	2
Armstrong State	17	4
Lake City CC	16	2
Flagler College	11	2
Flagler College	5	0
Edward Waters	15	0
Edward Waters	8	0
Western Carolina	1	0
N.C. State	3	2
East Carolina	12	0
East Carolina	4	9
East Carolina	2	5
Florida A&M	7	1
Florida	5	1
Chipola JC	14	1
Chipola JC	15	1
Eckerd College	14	3
South Florida	5	1
Livingston St.	15	2
Georgia Southern	16	0
South Florida	9	5
South Florida	8	4
Western Carolina	13	9
N.C. State	4	3
East Carolina	12	3
North Carolina	4	1

1982 (56-10)

OPPONENT	FSU	OPP
Florida A&M	13	4
Florida A&M	9	0
Chipola JC	15	0
Brevard JC	6	0

South Florida	3	0
Florida	3	0
Florida	6	5
Chipola JC	15	0
Chipola JC	8	2
South Florida	3	0
Mississippi	8	1
Valencia CC	15	0
Florida	2	4
Lake City CC	5	7
East Carolina	2	8
Florida A&M	12	11
Florida A&M	12	4
Georgia State	15	0
Georgia State	17	0
Wilmington Coll.	10	2
Jacksonville	11	8
Fort Valley St.	30	5
Pensacola JC	9	0
Jacksonville	1	3
Lake City CC	11	10
South Florida	0	6
Florida Int'l	8	7
Palm Beach JC	5	4
Florida	11	12
South Florida	16	9
Florida	8	1
Florida	6	1
Jacksonville	9	2
Florida	0	14
Georgia Southern	39	5
South Florida	16	14
Florida	15	4
Florida	2	3
Florida	2	11
Pensacola JC	9	3
Lake City CC	8	4
East Carolina	5	0
North Carolina	11	0
N. Kentucky	6	0
N.C. State	6	0
Chipola JC	15	0
Chipola JC	17	0
Florida	4	3
Florida A&M	19	5
Lake City CC	15	6
Lake City CC	7	6
Stetson	19	1
Florida Int'l	9	1
Florida	1	2
South Florida	6	5
Florida	5	1
Florida	9	8
Columbus College	12	0
Miss. U. of Women	10	1
South Florida	9	1
South Florida	1	1
South Florida	5	2
Georgia Southern	10	0
South Florida	17	2
UNC-Charlotte	19	4
Florida	9	4

1983 (46-11)

OPPONENT	FSU	OPP
West Florida	10	4
West Florida	10	9
Lake City CC	2	1
Lake City CC	3	4

Temple	4	3
Okla. City College	5	0
South Carolina	1	5
Central Michigan	6	2
Southern Illinois	5	1
Southern Illinois	1	2
Virginia	5	0
Virginia	7	1
Florida A&M	7	0
NE Louisiana	5	1
Maine	1	0
Northern Illinois	3	4
Miami (Ohio)	5	1
Furman	2	0
Eastern Illinois	2	1
Northern Illinois	2	1
Eastern Illinois	3	2
Eastern Illinois	11	1
Ohio State	6	1
Ohio State	2	1
Italian Nat'l Team	4	3
Nicholls State	1	0
Nicholls State	2	1
Nicholls State	8	3
Utah	3	0
South Carolina	0	1
Utah	4	8
South Carolina	1	3
South Florida	8	5
South Florida	8	1
Florida A&M	3	0
Florida A&M	2	1
West Florida	5	3
West Florida	1	2
Kansas	2	1
Nebraska	0	3
Kansas	2	4
Nebraska	0	5
Creighton	4	0
Creighton	0	2
Georgia State	5	0
Georgia State	2	1
Texas A&M	0	1
Louisiana Tech	1	6

1989 (39-14)

OPPONENT	FSU	OPP
West Florida	3	2
West Florida	1	5
Florida A&M	11	0
Florida A&M	4	0
Eastern Michigan	2	0
Eastern Michigan	5	1
Temple	2	1
Temple	8	2
Virginia	4	2
Virginia	5	1
East Carolina	5	0
East Carolina	5	0
Missouri	6	0
Western Illinois	5	2
New Mexico	3	2
Temple	3	1
Nicholls State	3	1
Arizona State	3	7
Miami (Ohio)	3	4
Miami (Ohio)	0	1
Illinois State	2	0
Connecticut	3	0
Miami (Ohio)	5	0
Southern Illinois	4	2
SW Missouri St	14	0
Stetson	6	0
North Carolina	1	2
Northern Illinois	0	3
Northern Illinois	2	5

South Florida	4	2
South Florida	8	1
Florida A&M	3	0
Florida A&M	4	1
Nebraska	0	1
Kansas	3	2
Arizona State	3	2
Kansas	1	0
Nebraska	2	4
East Carolina	3	0
Furman	5	0
SW Louisiana	4	2
North Carolina	3	1
South Florida	2	0
Virginia	2	0
Nicholls State	2	0
West Florida	3	2
West Florida	3	0
Louisiana Tech	0	1
Nicholls State	1	0
Nicholls State	0	2
Louisiana Tech	0	1
South Carolina	1	2
Louisiana Tech	1	3

1990 (48-16)

OPPONENT	FSU	OPP
West Florida	1	0
West Florida	1	0
Florida A&M	6	2
Florida A&M	4	0
Eastern Michigan	1	0
Eastern Michigan	1	0
Michigan	1	0
Michigan	2	3
UNC-Wilmington	6	1
UNC-Wilmington	5	0
Indiana	1	2
Iowa	0	5
Central Michigan	1	0
South Florida	2	1
Maine	7	0
Oklahoma	0	1
Southern Illinois	4	0
Virginia	1	0
Virginia	5	0
Indiana	1	0
Indiana	2	0
Connecticut	1	3
Stetson	3	2
SW Louisiana	1	2
Oklahoma	3	2
Adelphi	4	0
Nebraska	2	1
Missouri	1	2
Missouri	1	2
Northern Iowa	0	1
Northern Iowa	4	2
Princeton	5	0
Princeton	6	0
Georgia State	2	0
Georgia State	8	0
Southern Miss	4	0
Georgia Tech	10	0
Wichita State	1	0
Austin Peay	5	1
Michigan State	2	0
Georgia State	0	1
South Florida	4	1
South Florida	2	0
Stephen F. Austin	5	2
Sam Houston	0	2
Oklahoma State	1	2
Texas A&M	3	1
Texas-Arlington	0	2
Southern Miss	11	0

North Carolina	1	0
East Carolina	7	2
South Carolina	0	2
South Carolina	3	0
Florida A&M	10	0
Florida A&M	2	0
West Florida	2	0
West Florida	6	0
Texas A&M	5	0
SW Louisiana	4	3
SW Louisiana	2	1
Fresno State	1	0
Oklahoma State	1	4
Nevada-Las Vegas	4	1
UCLA	0	3

1991 (61-12)

OPPONENT	FSU	OPP
California	0	4
New Mexico	9	1
UCLA	2	5
Sacramento State	4	0
Pacific	4	3
Arizona	0	8
Cal St.-Northridge	0	1
West Florida	4	3
West Florida	0	5
Georgia Southern	6	2
Georgia Southern	5	1
Florida A&M	8	0
Florida A&M	4	0
South Florida	2	0
South Florida	0	2
Ball State	5	0
Samford	2	1
Samford	6	0
Detroit	9	0
Western Illinois	2	1
Indiana	3	1
Winthrop	4	1
Eastern Michigan	1	0
Oklahoma	7	1
South Carolina	3	4
Connecticut	2	1
Connecticut	1	0
Virginia	9	1
Virginia	2	1
Creighton	3	2
Miami (Ohio)	0	8
East Carolina	13	0
Western Illinois	2	1
Rhode Island	6	0
Winthrop	2	0
Indiana	6	2
Bradley	2	0
Northern Iowa	3	1
Northern Iowa	2	1
Miami (Ohio)	0	8
Miami (Ohio)	5	1
Drexel	2	0
Drexel	7	1
Bowling Green	2	0
Bowling Green	9	0
Dayton	3	0
Toledo	1	0
Northwestern	2	0
South Florida	6	5
Samford	4	0
North Carolina	5	0
South Carolina	4	1
Notre Dame	7	0
South Florida	2	0
Winthrop	4	1
SW Louisiana	3	0
Georgia Southern	4	0
Georgia Southern	9	1

Florida A&M	7	1
Florida A&M	11	1
Virginia	1	2
Eastern Michigan	3	2
Virginia	0	2
West Florida	1	0
West Florida	7	0
Connecticut	2	0
Princeton	4	3
Massachusetts	2	0
SW Louisiana	1	0
Oklahoma State	2	0
Oklahoma State	4	3
UCLA	0	1
Nevada-Las Vegas	3	1
Fresno State	0	3

1992 (63-9)

OPPONENT	FSU	OPP
Samford	10	0
Samford	7	0
Florida A&M	12	0
Florida A&M	10	0
West Florida	2	0
West Florida	2	0
Georgia Southern	8	0
Georgia Southern	13	3
Northwestern	10	0
Northwestern	1	0
Ball State	2	0
Ball State	9	0
South Florida	5	1
South Florida	3	0
Robert Morris	1	0
Robert Morris	14	1
Adelphi	12	2
Penn State	7	0
Virginia	10	0
Samford	4	3
Hofstra	14	4
North Carolina	12	1
Oklahoma City	2	1
Rutgers	1	0
Rutgers	8	4
Virginia	0	1
Virginia	5	2
Miami (Ohio)	0	2
Northern Iowa	2	0
Bradley	3	2
Princeton	7	0
Bowling Green	4	0
Adelphi	5	0
South Florida	1	0
Kent State	6	0
Princeton	2	1
Drexel	3	0
Drexel	4	0
Kent State	2	1
Kent State	8	0
Cal-State Fullerton	4	5
Missouri	1	2
Ohio State	1	0
Arizona	0	2
Illinois State	7	2
Oklahoma State	0	3
Georgia Southern	6	0
Georgia Southern	2	0
Florida A&M	7	0
Florida A&M	6	0
UNC-Wilmington	7	1
North Carolina	0	1
Winthrop	3	1
Georgia Tech	10	0
East Carolina	5	2
South Carolina	3	2
Georgia Tech	6	0

North Carolina	11	0
Virginia	11	1
South Carolina	2	0
South Carolina	6	0
South Carolina	2	0
West Florida	6	0
West Florida	11	2
Connecticut	1	0
Massachusetts	3	1
Connecticut	4	3
SW Louisiana	1	0
Nevada-Las Vegas	4	0
SW Louisiana	1	0
California	0	3
Massachusetts	2	4

1993 (52-9)

OPPONENT	FSU	OPP
Samford	3	1
Samford	3	1
West Florida	6	1
West Florida	3	1
Florida A&M	7	0
Mercer	5	0
Mercer	7	0
South Florida	10	0
South Florida	7	0
Georgia Tech	3	0
Georgia Tech	2	0
Florida A&M	10	0
Central Michigan	5	0
Georgia Southern	6	0
Hofstra	6	0
Iowa	3	0
Connecticut	1	0
Connecticut	8	0
Northern Iowa	7	0
Drake	6	0
Georgia State	1	0
SW Louisiana	1	2
Rhode Island	10	0
Eastern Illinois	7	2
Virginia	7	0
Southern Illinois	1	0
SW Louisiana	2	1
Toledo	11	0
Toledo	4	0
Fresno State	1	2
Cal Poly Pomona	1	0
Minnesota	3	1
Utah	2	3
Cal State-Fullerton	4	1
Florida A&M	10	0
Florida A&M	4	1
UNC-Wilmington	12	0
Virginia	3	2
Coastal Carolina	8	0
Hofstra	10	2
Coastal Carolina	9	1
East Carolina	13	0
Georgia Tech	12	0
Virginia	0	1
Georgia Tech	11	0
Virginia	2	0
Virginia	4	2
South Carolina	4	6
South Carolina	7	0
South Carolina	8	0
Connecticut	1	4
South Florida	1	0
Massachusetts	5	0
West Florida	5	0
West Florida	7	0
Kansas	0	1
Iowa	5	3
Kansas	5	0

Kansas	2	1
Oklahoma State	2	5
Connecticut	1	2

1994 (50-19)

OPPONENT	FSU	OPP
Mercer	9	3
Mercer	6	0
NC-Charlotte	4	0
NC-Charlotte	7	1
Georgia Southern	10	1
Georgia Southern	8	0
West Florida	10	0
West Florida	5	0
Florida A&M	3	0
Stetson	7	0
Stetson	5	0
Mercer	6	0
Mercer	5	0
Florida A&M	8	0
South Carolina	2	3
South Carolina	3	1
Georgia Tech	6	1
Georgia Tech	2	1
Robert Morris	0	1
Illinois-Chicago	3	0
Penn State	6	2
UCLA	0	3
Notre Dame	3	0
Virginia	7	0
Oklahoma State	0	1
Northern Illinois	3	0
Northern Illinois	1	0
Texas A&M	3	7
Virginia	4	3
Princeton	2	1
Indiana	3	2
Louisiana Tech	2	0
Iowa State	3	2
Eastern Michigan	1	0
Eastern Illinois	9	0
Illinois State	2	3
Kansas	2	4
Northwestern	2	8
Cal State-Fullerton	0	7
SW Louisiana	3	12
Oklahoma State	0	1
Utah State	5	3
Hofstra	3	2
Hofstra	4	3
Florida A&M	7	0
North Carolina	5	1
North Carolina	6	2
UNC-Wilmington	5	0
NC-Charlotte	8	1
East Carolina	0	1
Georgia Tech	11	0
Virginia	9	4
North Carolina	0	1
Virginia	8	0
Virginia	4	5
Florida A&M	8	0
Georgia Tech	2	1
Virginia	0	2
North Carolina	6	5
Virginia	1	0
Virginia	0	3
West Florida	1	4
West Florida	8	0
Connecticut	4	1
South Florida	2	0
South Florida	4	2
South Florida	6	5
Oklahoma	1	3
Providence	0	4

1995 (58-15)

OPPONENT	FSU	OPP
Stetson	8	0
Stetson	2	0
Oklahoma St.	1	5
Cal-St. Fullerton	5	9
Oregon	3	2
New Mexico St.	4	0
Illinois St.	10	2
Arizona	1	7
Troy State	3	1
Troy State	3	0
Georgia Tech	9	4
Georgia Tech	10	1
UNC-Charlotte	6	0
UNC-Charlotte	8	0
Mercer	3	0
Mercer	10	2
North Carolina	6	3
North Carolina	3	1
Marshall	8	0
Marshall	7	0
Indiana State	8	0
Illinois-Chicago	1	3
Iowa	0	4
Robert Morris	3	0
North Carolina	8	2
Yale	11	1
Virginia	2	1
Oklahoma State	7	4
Illinois-Chicago	1	0
Virginia	3	2
Virginia	3	0
Samford	14	0
Miami (OH)	9	1
Michigan	1	2
Northern Illinois	3	0
Illinois-Chicago	3	0
Iowa State	2	0
Michigan	0	5
Massachusetts	5	4
Massachusetts	4	3
South Carolina	1	2
South Carolina	2	3
Hofstra	5	1
South Carolina	3	6
Hofstra	8	2
Florida A&M	8	0
South Florida	4	0
South Florida	3	4
Florida A&M	9	0
Florida A&M	10	0
Campbell	4	0
North Carolina	15	0
East Carolina	10	2
Campbell	7	1
East Carolina	4	3
North Carolina	2	1
Florida A&M	6	0
West Florida	8	0
West Florida	3	2
North Carolina	4	0
Georgia Tech	2	1
Georgia Tech	5	2
West Florida	9	3
West Florida	3	0
South Florida	0	3
South Carolina	5	4
Massachusetts	0	8
South Carolina	6	0
Massachusetts	2	0
Nebraska	1	6
Ohio	2	0
Nebraska	6	2
Arizona	0	15

1996 (51-21)

OPPONENT	FSU	OPP
Mercer	4	1
Mercer	5	2
West Florida	8	0
West Florida	8	0
Georgia Southern	2	1
Georgia Southern	5	0
UNLV	2	3
Washington	6	13
Arizona	4	8
Illinois State	4	1
Utah State	6	5
Cal State Fullerton	11	12
Stetson	1	0
Stetson	6	2
FAMU	8	0
Washington	1	3
Massachusetts	4	1
Long Beach State	1	2
Oregon	1	0
Cal State Northridge	1	2
UNC-Charlotte	7	1
UNC-Charlotte	6	0
Troy State	5	2
Troy State	1	2
East Carolina	2	1
UT-Chattanooga	5	2
Ball State	4	2
Penn State	4	3
Indiana	3	1
Michigan State	6	2
UCLA	0	4
Notre Dame	0	1
Drake	1	0
Ohio State	0	1
Southern Illinois	3	4
Eastern Michigan	7	0
Massachusetts	3	1
Michigan	1	6
Connecticut	3	0
Connecticut	6	0
Bradley	4	1
Bradley	7	2
Georgia Tech	2	0
Georgia Tech	1	3
FAMU	7	2
FAMU	13	0
FAMU	4	0
Virginia	8	0
Virginia	5	4
Maryland	4	0
Maryland	6	2
North Carolina	2	3
North Carolina	4	5
Campbell	6	1
Florida Atlantic	0	1
South Carolina	4	2
North Carolina	2	0
Maryland	8	0
Georgia Tech	5	4
Maryland	3	0
North Carolina	3	1
West Florida	6	0
West Florida	10	0
South Florida	1	0
South Florida	1	4
South Carolina	5	1
South Carolina	3	5
South Carolina	2	1
South Florida	3	1
Arizona	6	9
South Florida	6	0
Arizona	3	10

TOURNAMENT PLAY

Arizona State Classic • Feb. 14-16 • Tempe, Ariz.

2/14	Nebraska vs. FSU	10 A.M.
2/14	Fresno State vs. FSU	2 P.M.
2/15	Oregon vs. FSU	10 A.M.
2/15	FSU vs. Utah	12 P.M.
2/16	FSU vs. Ohio State	9 A.M.
2/16	Cal State Fullerton vs. FSU	11 A.M.

NFCA Leadoff Classic • Feb. 28-Mar. 2 • Columbus, Ga.

2/28	FSU vs. UConn	4 P.M.
2/28	Washington vs. FSU	8 P.M.
3/1	Bracket Play	
3/2	Bracket Play	

South Florida Speedline Inv. • Mar. 7-9 • Tampa, Fla.

3/7	FSU vs. Ball State	12 P.M.
3/7	FSU vs. East Carolina	2 P.M.
3/7	FSU vs. Michigan State	8 P.M.
3/8	FSU vs. Hofstra	1 P.M.
3/8	FSU vs. Arkansas	5 P.M.
3/8	Single Elimination	7:30 P.M.
3/9	Bracket Play	

Lady Seminole Inv. • Mar. 14-16 • Tallahassee, Fla.

3/14	FSU vs. Wisconsin	1 P.M.
3/14	FSU vs. Tennessee	5 P.M.
3/14	FSU vs. UConn	7 P.M.
3/15	FSU vs. Bradley	11 A.M.
3/15	FSU vs. Eastern Michigan	3 P.M.
3/15	Single Elimination	7:30 P.M.
3/16	Bracket Play	

Tar Heel Invitational • April 11-13 • Chapel Hill, N.C.

4/11	FSU vs. Florida Atlantic	12 P.M.
4/11	Campbell vs. FSU	2 P.M.
4/11	FSU vs. Coastal Carolina	4 P.M.
4/12	North Carolina vs. FSU	3 P.M.
4/13	Bracket Play	



FLORIDA STATE UNIVERSITY 1997 SOFTBALL SCHEDULE

DATE	OPPONENT	TIME	DATE	OPPONENT	TIME
Feb. 9	at Georgia Southern	1:00 & 2:30	Mar. 25	MARYLAND*	5:30 & 7:00
Feb. 12	at FAMU	6:00	Mar. 27	YOUNGSTOWN STATE	3:00 & 4:30
Feb. 14-16	at Arizona State Classic	All Day	Apr. 2	at Troy State	3:00 & 4:30
Feb. 19	at Florida	4:00 & 6:00	Apr. 4	at FAMU	6:00
Feb. 22	MERCER	1:00 & 2:30	Apr. 6	VIRGINIA*	1:00 & 2:30
Feb. 23	FAMU	1:00	Apr. 10	at North Carolina*	2:30 & 4:00
Feb. 28-Mar. 2	at NFCA Leadoff Classic	All Day	Apr. 11-13	at Tar Heel Invitational	All Day
Mar. 7-9	at South Florida Invitational	All Day	Apr. 17-19	at Atlantic Coast Conference Tournament	All Day
Mar. 11	MIAMI (OHIO)	5:30 & 7:00	Apr. 27	FAMU	1:00
Mar. 13	LOUISIANA TECH	6:00	Apr. 29	at UNC-Charlotte	3:00 & 4:30
Mar. 14-16	LADY SEMINOLE INVITATIONAL	All Day	May 1	at Alabama	4:00 & 6:00
Mar. 18	CONNECTICUT	5:30 & 7:00	May 2	at Auburn	12:00 & 2:00
Mar. 20	LONG ISLAND	5:30 & 7:00	May 9	SOUTH FLORIDA	5:30 & 7:30
Mar. 23	at Georgia Tech*	1:00 & 2:30	May 16-17	NCAA Regionals	TBA
			May 22-26	NCAA College World Series - Oklahoma City	TRA

All game times are Eastern and subject to change • HOME DATES ARE IN ALL CAPS • Atlanta Coast Conference Tournament will be played in Atlanta, Ga. • *ACC games
 • NFCA Leadoff Classic will be played in Columbus, Ga. • NCAA College World Series will be played in Oklahoma City, Okla.