

The Florida State **track and field** team brought home the NCAA Outdoor National Title in 1984 and the NCAA Indoor National Title in 1985.

In 1987, **All-American Tiffany Daniels** led the Lady Seminoles to their first College World Series.

**1989-1993**



**Volleyball** won five Metro Conference Tournaments, three during the career of standout Gabrielle Reece. Reece has gone on to captain Team Nike in the Bud Light Four-Woman Tour.

**Kim Batten** established herself as one of the finest **track** athletes in school history. The nine-time All-American set the world record in the 400-meter hurdles in 1995 and won the Silver Medal



in the 1996 Summer Olympics in Atlanta, Ga.

Florida State **golf's Kathy Grant** won the 1990 Metro Conference Individual championship title in 1990.

The 1990-91 **women's basketball** team placed first at the 1991 Metro Conference Tournament and went on to record its first win in NCAA Tournament play and advanced to the tournament's second round.

In 1992 the Lady Seminole **softball** team earned its first of six ACC Tournament titles (to date) on its way to recording a program best 63-9 record.



**1994-1998**

A new era of Florida State athletics began in 1995 with the addition of **women's soccer**.



These 1995 ACC Individual champions are just a glimpse of the success that the FSU women's **swimming** team has had.




All-American **Lori Sowell** gave FSU its best-ever individual performance at the NCAA Division I **Tennis** Championships when she reached the third round at the 1996 Championships which was hosted by Florida State.



**Shamalene Wilson** began her **softball** career as ACC Rookie of the Year and four years later concluded with ACC Player of Year honors as well as First Team All-American accolades.



In 1997, softball's **Dr. JoAnne Graf** became just the second coach in NCAA Division I softball history to amass **900 victories**.



Groundbreaking ceremonies for Florida State's new **state-of-the-art soccer/softball complex** were held in the spring of 1998.



Tennis sends first players to NCAA tournament	Track wins NCAA Indoor title	Softball advances to Women's College World Series	Volleyball's Cecile Reynaud notches 500th victory	Groundbreaking for new Soccer-Softball complex
Track wins NCAA Outdoor title			Volleyball wins first NCAA tourney game	First ACC Soccer victory (vs. Clemson)
<b>'83</b>	<b>'85</b>	<b>'87</b>	<b>'91</b>	<b>'93</b>
Basketball's Sue Galkantas finishes with 2,323 career points (school record)	Softball earns first NCAA bid (fast pitch)	Basketball wins first NCAA tourney game	Tennis garners first All-American honors (Laura Randmaa, Audra Brannon)	First Soccer team
				Softball's JoAnne Graf records 900th victory
				<b>'95</b>
				<b>'97</b>
				<b>'98</b>

# Support Services

## An overview of an Academic Support Program on the rise...

Academic, personal and professional support are essential to college success. At Florida State University, we have developed an outstanding support program which enables student-athletes to reach their full potential.

FSU's academic support philosophy is "to offer an academic support program integrated with the total university that will assess all student-athletes with the transition into college and provide continued support in all phases of academic and professional development culminating with graduation, job placement or graduate school."



**TRUDY RAYBUN**  
Softball Academic Advisor

To accomplish this goal, FSU has developed an academic environment which facilitates the academic success of student-athletes. Student success is encouraged through competent academic counseling, career exploration, planning and placement and academic assistance through tutorial programs.

The program operates on a "proactive" rather "reactive" approach. At Florida State, the academic staff does not wait for an academic crisis to occur. They gather important background information and build an academic profile on all stu-


dent-athletes to assess their needs in advance. Coaches also stay informed on the daily progress of each student athlete.

The academic support services are located in the state-of-the-art University Center and are on the sixth floor of the \$126 million facility. It includes private study carrels, a tutorial study area and a computer lab outfitted with 16 new IBM computers and laser printers. In addition, athletic sky boxes are utilized for group and individual tutorial instruction.

FSU offers 16 Schools and Colleges with 99 undergraduate degrees and 75 post-baccalaureate degrees.



## Softball Support Staff



**MELISSA DAWSON**  
Intercollegiate Athletics  
Coordinator



**GLORIA JORDAN**  
Softball Secretary




**DEXTER LAMONT**  
Softball Sports Marketing Director



**STACY WHITESIDE**  
Student Athletic Trainer

## Strength, Conditioning, Medical Care & Treatment



**STEVE TAMBORRA**  
Softball Strength and  
Conditioning Coach

Strength training and conditioning is an important part of any athlete's performance on the field. At Florida State, every aspect of a student-athlete's training is taken very seriously.

Strength and Conditioning Coach Steve Tamborra, who is in his first season working with the FSU softball team, customizes programs for each of the softball players, beginning with pre-conditioning before the season get underway. He monitors the athletes in sport specific training which includes conditioning and strengthening the major muscle groups used in softball.

Tamborra, who also works with the Seminole football and baseball teams, is a 1994 graduate of Florida State. He earned a bachelor's degree in Nutrition & Fitness and a master's degree in Athletic Administration in 1996. Tamborra is a member of the national Strength and Conditioning Association and is a Certified Strength and Conditioning Specialist. He is also certified through the American College of Sports Medicine.

Florida State takes pride in customizing the programs to help student-athletes reach their maximum potential.



**ROBIN GIBSON**  
ATC, LAT  
Softball Trainer


Another component of the Florida State training room. The FSU athletic training staff will work with the athlete and provide an intense rehabilitation schedule that will allow the athlete to successfully rehabilitate after an injury. Some injuries and illnesses may be referred to the Seminole team physicians at the Tallahassee Orthopedic Center, who, for many years, have worked in conjunction with the FSU athletic training staff in successfully rehabilitating athletes after an injury.

Nutrition counseling and drug testing are also responsibilities of the athletic training team which is dedicated to providing the best care possible for all FSU student-athletes.

### WEIGHT ROOM

The Tully Gymnasium weight room recently took on a whole new look following a complete renovation in the summer of 1996. The facility, which was expanded by 2,000 square feet, is now 3,500 square feet in size fresh with a new stereo system, drop ceiling, lighting and mondo rubber flooring.

Over \$140,000 worth of new exercise equipment has been added to the Lady Seminole weight room, including 16 cardiovascular pieces such as Life Fitness, Stairmaster and Textrix. All Florida State women's athletes train in the state-of-the-art facility.



**TULLY WEIGHT ROOM**

Though the prevention of injuries is the main objective, some injuries are unavoidable. Rehabilitation is

## Life Skills

**D**eveloped by the Florida State University Department of Athletics, the NOLES program represents a commitment to the total growth and development of the student-athlete. This program establishes an administrative commitment to academic and athletic excellence. Those efforts will be supported with programs and services in personal development, career development and community service.

### PERSONAL DEVELOPMENT

Fostering the development of personal growth is a fundamental component of the NOLES program. These support programs ensure that the student-athlete will be provided opportunities to focus on personal growth issues such as values clarification, goal setting, fiscal planning, decision making and personal responsibility.

Programming focuses on helping student-athletes develop a healthy lifestyle while they are at Florida

State and habits that will benefit them for life.

### CAREER DEVELOPMENT

Preparing for life after college sports is a major focus of the NOLES Career

Development program. The program is designed to work cooperatively with the University's Career Services to acquaint students with the job search process, provide networking opportunities and ultimately assist with job placement. This program places a priority on the development of the total person, with the goal of developing individuals who will have rewarding careers and productive lifestyles after they leave Florida State.

### COMMUNITY SERVICE

Serving the community is the focus of our Seminole Spirit program. Student-athletes are challenged to give service to our community and individuals who are in need. With a clearly defined program of service, student-athletes are given the opportunity to develop the foundation for a lifelong commitment to volunteerism. The Seminole Spirit Student-Athlete Speakers' Bureau enables student-athletes to improve their speaking skills, develop effective communication and impact the lives of others through their service as role models in our community.

### LEADERSHIP DEVELOPMENT

The Florida State University Department of Athletics is committed to developing programs of excellence that foster leadership development. The foundation of the leadership development program are the Seminole Leadership Institutes that are held four times a year. These Institutes offer student-athletes the opportunity to learn skills that will benefit them as students, as athletes, and as they pursue their goals after leaving Florida State. The Institutes are based on building communication skills. Students have the opportunity to use the values and work ethic taught by athletic participation as the framework for their leadership development. The Institutes attract outstanding guest speakers who challenge Seminole student-athletes to achieve their greatest potential and use their leadership skills to positively influence others.

The Student-Athlete Advisory Council (SAAC) serves as the advisory board to the NOLES program and the athletics administration. The prestigious board, comprised of two representatives of each athletic team at FSU, also recommends programming and serves as a liaison between student-athletes and the athletics administration. The Advisory Council plans and implements various events for student-athletes and serves as the department's most visible ambassadors. The SAAC hosted the annual Golden Nole banquet and planned such events as orientation for incoming student-athletes and the back-to-school picnic.



## THE N.O.L.E.S. PROGRAM

**NEW  
OPPORTUNITIES FOR  
LEADERSHIP,  
EDUCATION AND  
SERVICE**



# NCAA Information

The following information is provided by the Florida State Office of Compliance for prospective student athletes. It is intended as a guideline to introduce some of the rules governing NCAA athletic involvement.

## WHO IS PERMITTED TO RECRUIT FOR FSU?

**Only Florida State University coaches** who have successfully completed the NCAA Recruiting Rules Examination on an annual basis may be involved in the recruitment process. Representatives of our athletics interests **may not** make any recruiting contacts. This includes letters, telephone calls or face-to-face contact on or off campus with a prospect or the prospect's parents.

## KEY TERMS YOU SHOULD KNOW

You become a **prospective student-athlete** if you have started classes for the ninth grade. Before the ninth grade, you become a prospective student-athlete if the college provides you (or your relatives or friends) any financial aid or other benefits that the college does not provide to prospective students generally.

A **contact** is any face-to-face encounter between a prospect or the prospect's legal guardian and an institutional staff member or athletic representative during which any dialogue occurs in excess of an exchange of greeting. **NOTE:** At the Division I level, athletic representatives (boosters) may not contact you for the purpose of recruiting. A college coach may contact you in person off the college campus beginning July 1 after completion of your junior year in high school.

An **evaluation** is any off-campus activity designed to access your academic qualifications or athletic ability, including any visit to your high school (during which no contact occurs) or the observation of any practice or competition in which you participate.

During your senior year, you can have one expense-paid **official visit** to a particular campus. You may receive no more than five visits. During your official visit, which may not exceed 48 hours, you may receive round-trip transportation between your home and the campus, and you (and your parents) may receive meals, lodging and complimentary admission to campus athletics events.

## PHONE CALLS AND LETTERS

Phone calls from faculty members and coaches (but not boosters) are permitted beginning July 1 after completion of your junior year. A college coach or faculty member is limited to **one telephone call per week** except when it is:

- During the five days immediately before your official visit to the university
- On the day of a coach's off-campus contact with you
- During the time beginning with the initial National Letter of Intent signing date in your sport through the two days after signing date
- Letters from coaches and faculty members (but not boosters) are not permitted until September 1 at the beginning of your junior year in high school. A Division I university may provide you with the following printed materials:
- General correspondence, including letters, U.S. Postal Service postcards and institutional note cards
- Game programs which may not include posters and one Student Athlete Handbook can be provided only during official or unofficial visits to the university's campus
- NCAA educational information
- Pre-enrollment information subsequent to signing a National Let-

ter of Intent with the university

- One athletic publication which may include only one color of printing inside the covers
- Official academic, admissions and student services publications published or videotapes produced by the institution and available to all students
- Schedule cards
- Questionnaires which may be provided prior to your junior year
- Summer camp brochures which may be provided prior to your junior year.

## ALUMNI AND BOOSTERS DO'S AND DON'TS

**You may** forward information about prospective student-athletes to the appropriate coaches.

**You may** have contact with a prospect regarding permissible pre-enrollment activities such as summer employment, provided the prospect has already signed a National Letter of Intent and the Compliance Office is aware that you are making these contacts in regard to employment.

**You may** have a telephone conversation with a prospect **only** if the prospect initiates the call. Such a call may not be prearranged by an institutional staff member and you are not permitted to have a recruiting conversation, but may exhibit normal civility. You must refer any questions about our athletics programs to an athletics department staff member/coach.

**You may** view a prospect's contest at your own initiative provided you do not contact the prospect or his/her parents. In addition, you may not contact a prospect's coach, principal, or counselor in an attempt to evaluate the prospect.

**You may** continue established family relationships with friends and neighbors. Contacts with sons and daughters of these families are permitted as long as they are not made for recruiting purposes or encouraged by Florida State University coaches.


**You may not** become involved in making arrangements to receive money or financial aid of any kind for a prospect or the prospect's family and friends.

**You may not** make contact with a prospective student-athlete and his/her parents when the prospect is on campus for an official or unofficial recruiting visit.

**You may not** transport, pay or arrange for payment of transportation costs for a prospect, and his/her relatives or friends to visit campus (or elsewhere).

**You may not** pay or arrange for payment of summer camp registration fees for a prospect.

**You may not** provide **anything** to a prospect, the prospect's family or friends without prior approval from the athletics' Compliance Office.



**ROBERT MINNIX**  
Assoc. AD for Compliance  
and Legal Affairs



**PENNY PARKER**  
Director of Compliance



**BRIAN BATTLE**  
Assistant Director  
of Compliance

# Season Review

## 51-21 OVERALL RECORD BREAKDOWN

**30-6 home**  
*(including tournaments played in Tallahassee)*  
**8-5 away**  
**13-10 neutral**

### LADY SEMINOLES RETURN TO NCAA REGIONALS IN 1998

Florida State made its 12th NCAA Regionals appearance in 1998, as the squad traveled to Stillwater, Oklahoma. The Lady Seminoles were the No. 3 seed and fell to host Oklahoma State 0-4 and were eliminated by No. 1 seed Stanford, 0-1, in nine innings. FSU's first regionals appearance was in 1986, beginning an 11-consecutive year run for the Tribe. In 1997, despite a 45-19-1 record, FSU did not receive a bid. FSU's all-time record in NCAA regional play is 18-15.

### NATIONALLY-RANKED

FSU finished the 1998 season ranked 17th in the USA Today/NFCA Coaches Top 25 Final Poll on May 28th. The Tribe was ranked in all 13 polls in 1998 with its highest ranking at tied for 9th. Here's a look at where FSU was ranked throughout the season...

Preseason	#21	April 1	#16
February 25	#T9	April 8	#15
March 4	#12	April 15	#14
March 11	#17	April 22	#16
March 18	#17	April 29	#16
March 25	#17	May 6	#14

## CORCH'S CORNER

After 20 seasons with Florida State, Dr. JoAnne Graf holds a **964-260-5** career record, including a 51-21 mark in 1998. She has led Florida State to five College World Series appearances and 13 NCAA Regional appearances. Her coaching has produced 11 All-Americans, including three first team selections. Graf has led FSU to 12 seasons of 50 wins or more, including two seasons when the Lady 'Noles recorded more than 60 victories.

### FIVE EARN LOUISVILLE SLUGGER ALL-REGION HONORS

Florida State was once again well-represented in the Southeast All-Region team voting, as five Lady Seminoles earned accolades -- the most players from any team in the region. Corrie Williams, first base, and Dana Bailey, centerfield, earned first team honors while Jennifer White, pitcher, Christy Cerecedes, second base, and Kristy Hull, catcher, were second team selections. Hull was an all-region pick in each of her four years, while it is the first such honor for Bailey, Williams, White and Cerecedes.

### LADY SEMINOLES BEAT THE OTHER FSU

Florida State defeated 1998 National Champion Fresno State early in the season at the Arizona State Classic in Tempe, Ariz. The Lady Seminoles took a 2-1 victory over then-No. 2 ranked Fresno, behind the pitching of freshman Jennifer White.

### FSU IN STILLWATER

FSU's trip to Stillwater, Okla., was not its first trip to city. FSU participated in an NCAA Regional in Stillwater back in the 1994 season. That year, the Tribe lost to Oklahoma 1-3 and was eliminated by Providence with a 1-2 loss.

### FSU VS. THE 32-TEAM REGIONAL FIELD

Florida State played 12 of the 31 other teams that participated in NCAA Regionals at least one time in 1998. Of those 12 opponents, three were number one seeds at their respective regionals. FSU was 7-8 in those games, but two of those wins were against number one seeds.

### FSU AND THE ACC TOURNAMENT

No. 2-seeded FSU made it four consecutive ACC Championship titles and six overall with a 3-0 sweep at the ACC Tournament played in Tallahassee. FSU has won the ACC crown in 1992, 1993, 1995, 1996 and sharing the title in 1997 with Maryland.

### FIVE RECEIVE ACC ALL-TOURNEY HONORS

Five Lady Seminoles earned ACC All-Tourney honors -- the most of any league school. Jesse McGregor, Kristy Hull, Dana Bailey and Corrie Williams were all named to

the all-tourney team while pitcher Stacy Venable was named Most Valuable Player.

### STREAK WENT 18 GAMES

The Tallahassee Democrat Florida State Classic started the Tribe on a roll that lasted 18 games and 16 days. FSU fell 1-4 to Utah on March 29th, halting the run. The streak was FSU's longest since 1993 when they won 21 straight.

### BALANCED SPEED

Five Lady Seminoles recorded double-digit stolen bases in 1998.

Leadoff hitter Dana Bailey led the way with 27, followed by Danielle Cox's 21, Christy Cerecedes and Kristy Hull each had 15 while Misty Molin had 14. The Tribe recorded 64 more steals than its opponents. In 1997, only two players finished the season with double digits steals. Myssi Calkins had a record setting 61 while Molin turned in 10.

### ABOUT THE TALLAHASSEE DEMOCRAT FLORIDA STATE INVITATIONAL

The Tribe didn't lose a game in the three-day, 24 team tournament. FSU outscored its opponents 34-15 in winning eight games. Three of the victories were shutouts and one was over a higher ranked opponent in then-No. 16 LSU. The title marked FSU's seventh Invite title and first since 1993. Jennifer White, who led the team with a 5-0 record on the mound and six RBIs, was named the tournament MVP. Dana Bailey and Kristy Hull also received All-Tournament Team honors.



### GIANT KILLERS

In what Coach Graf called, "One of the best days in Florida State softball history," the Seminoles upset No. 3 Washington 1-0 and No. 2 Fresno State 2-1 on Valentine's Day at the Arizona State Coca Cola Classic softball tournament. Freshman Jennifer White pitched complete games against both teams and gave up one earned run and a walk.

### GOING TO EXTRA INNINGS


The Lady Seminoles went 3-2 in extra inning games in 1998. The squad's last game of the season was a nine-inning nail-biter in which the Lady Seminoles fell 0-1 to Stanford. FSU played its first extra inning game of the season on Feb 20th against crosstown rival Florida A&M. FSU pulled out a 4-2 victory in nine innings. On Feb. 28 at the NFCA Classic, FSU lost 3-4 in 10 innings to Cal State Northridge. On April 3rd vs. West Florida, Corrie Williams scored the winning run after leading off the eighth inning with a double. In the Noles last regular-season series with South Florida, it was Corrie Williams again who drove in the winning run with a double in the eighth. FSU went less-than seven innings in eight games and had a 7-1 record. The Tribe run-ruled Mercer (9-1) in six innings, Central Michigan (10-1) in five innings, UConn (9-0) in five innings, Youngstown State (10-2), Georgia State (8-0) and Maryland (9-1) in six innings and Virginia (10-0) in five innings. FSU fell to Texas 9-1 in five innings.

### BAILEY AT BAT

Dana Bailey really stepped it up on the offensive end in 1998 while also making some outstanding defensive plays in center field. With 68 games played, she was first in batting (.342), hits (69) and steals (27/29); and was second in runs scored (40).

### A WHOLE LOT OF HULL

Senior Kristy Hull's 275 career hits (60 in 1998) ranks second all-time in the FSU records books. Her 114 RBIs ranks second all time while her career batting average of .335 ranks her fourth all time at FSU.



Dana Bailey

Corrie Williams

**CERCEDES LEADING FRESHMAN**

Freshman second base starter Christy Cerecedes made a quick transition to the college game. She was first on the team in at bats (210) and second in hits with 63 and third with 22 RBIs -- the most of all rookies. She also scored the winning run in the ACC Championship game.

**SHUT 'EM OUT**

Florida State pitching accounted for 11 shutouts in 1998 while the Lady Seminoles themselves were shut-out seven times all season. Three of FSU's shutout victories came against teams in the 32-team NCAA Regional field.

**DEFENSE. HOLD EM**

Florida State went errorless in 31 of its games this season and had a 23-8 record. The squad committed a season-high seven errors in its 3-8 loss to Florida. FSU opponents went errorless in just 14 games vs. the Tribe. FSU went 6-8 in those games. In games when both teams went errorless, FSU is 4-1.

**FSU IN TOURNAMENT PLAY IN 1998**

The Tribe competed in six regular-season tournaments in 1998, including the ACC Championships, and had a 19-9 record. Here's a breakdown of how FSU did and some highlights...



**Coach Graf and Stacy Venable**

- 3-1 at **Arizona State Classic**  
*including wins over #2 Fresno St. and #4 Washington*
- 2-4 at **NFCA Leadoff Classic**
- 4-3 at **USF Speedline Invitational**
- 8-0 at **Tallahassee Democrat FSU Invitational**
- 4-1 at **Ga. Tech Buzz Classic**
- 3-0 at **ACC Championships**

**FSU'S ACC PLAYERS & PITCHERS OF THE WEEK**

3/16	Jennifer White	Pitcher
3/23	Jesse McGregor	Co-Player
	Jennifer White	Pitcher
3/30	Jennifer White	Pitcher
4/6	Christy Cerecedes	Player
4/13	Corrie Williams	Player
	Stacy Venable	Pitcher
4/28	Jesse McGregor	Player
	Stacy Venable	Pitcher

**JUST TWO AWAY**

With a team-leading 14 doubles in 1998, Corrie Williams was just two away from tying the single-season record (16) for doubles set by Cindy Lawton in 1995.

**HITS AND MORE**

As a squad, FSU belted double-digit hits in 13 games. The most hits the team had in a single game was 13 in its 10-2 victory over Youngstown State. The Lady Seminoles also had a season-high 10 RBIs in that game. The most runs the



**Christy Cerecedes**



# 1998 Statistics

## 1998 FLORIDA STATE SOFTBALL

### Overall Statistics for Florida State

(All games Sorted by Batting avg)

Record: 51-21-0 Home 23-6-0 Away: 12-5-0 Neutral: 16-10-0

Name	AVG	GP-GS	AB	R	H	2B	3B	HR	RBI	TB	SLG%	BB	HBP	SO	GDP	OB%	SF	SH	SB-SBA	PO	A	E	FLD%
Dana Bailey	.342	68-67	202	40	69	1	1	0	19	72	.356	16	2	24	0	.394	1	4	27-29	95	8	3	.972
Lisa Hall	.333	3-0	3	0	1	0	0	0	1	1	.333	0	0	0	0	.333	0	0	0-0	0	0	0	.000
Corrie Williams	.318	68-62	176	31	56	14	1	3	40	81	.460	27	0	29	0	.401	4	5	4-4	307	48	1	.997
Christy Cerecedes	.300	72-72	210	38	63	8	2	0	22	75	.357	30	1	21	0	.384	4	12	15-17	213	108	6	.982
Kristy Hull	.299	72-71	201	42	60	3	3	0	15	69	.343	26	4	12	0	.388	1	21	15-17	238	34	9	.968
Danielle Cox	.285	72-72	186	29	53	2	4	0	12	63	.339	16	5	25	0	.356	1	12	21-23	120	8	7	.948
Jennifer White	.284	39-34	88	10	25	3	1	0	11	30	.341	6	1	21	0	.333	1	3	4-5	13	46	2	.967
Jesse McGregor	.284	72-72	194	24	55	5	2	0	20	64	.330	21	0	12	0	.352	1	19	4-4	103	153	18	.934
Misty Molin	.281	67-66	196	28	55	8	0	0	27	63	.321	20	0	16	0	.347	0	15	14-18	87	9	1	.990
Teresa Edenfield	.274	46-39	113	15	31	4	1	0	16	37	.327	10	0	17	0	.333	0	7	3-4	5	0	1	.833
Tami Post	.198	72-72	121	13	24	4	1	0	13	30	.248	9	2	9	0	.263	1	13	1-1	80	171	10	.962
Jen Brown	.169	32-18	59	2	10	2	0	0	7	12	.203	7	0	7	0	.258	0	2	0-0	41	8	1	.980
Kelly Miller	.169	31-23	71	6	12	6	0	1	8	21	.296	2	1	19	0	.203	0	4	1-1	149	16	4	.976
Becky Wallace	.167	14-4	18	1	3	0	0	0	2	3	.167	0	1	2	0	.211	0	0	0-0	20	2	1	.957
Sarah King	.133	21-3	15	4	2	1	0	0	0	3	.200	2	0	3	0	.235	0	0	2-2	11	8	0	1.000
<b>Totals</b>	<b>280</b>	<b>72-72</b>	<b>1853</b>	<b>283</b>	<b>519</b>	<b>61</b>	<b>16</b>	<b>4</b>	<b>213</b>	<b>624</b>	<b>.337</b>	<b>192</b>	<b>17</b>	<b>217</b>	<b>0</b>	<b>.351</b>	<b>14</b>	<b>117</b>	<b>111-125</b>	<b>1488</b>	<b>653</b>	<b>66</b>	<b>.970</b>
Opponents	.242	72-72	1828	167	442	69	3	17	144	568	.311	120	8	246	0	.291	5	87	47-57	1413	734	129	.943

LOB - Team (501), Opp (396). DPs turned - Team (19), Opp (16). CI - Team (0), Opp (1). IBB - Team (3), C. Cerecedes 1, M. Molin 1, C. Williams 1, Opp (7). Picked off - C. Cerecedes 2, M. Molin 1, C. Williams 1, T. Edenfield 1, K. Hull 1.

(All games Sorted by Earned run avg)

Name	ERA	W-L	APP	GS	CG	S	HO/CBO	SV	IP	H	R	ER	BB	SO	2B	3B	HR	BF	B/Avg	WP	HBP	BK	SFA	SHA
Jennifer White	1.76	26-8	36	27	26	5/1	0	0	215.1	169	57	42	36	123	22	1	5	860	.214	2	5	0	2	29
Stacy Venable	2.28	19-8	36	36	24	5/1	0	0	193.1	179	68	49	65	87	28	2	7	810	.258	17	2	1	2	46
Corrie Williams	2.89	6-5	16	9	7	0/0	0	0	87.1	94	40	28	19	36	19	0	5	378	.272	3	1	0	1	12
<b>Totals</b>	<b>2.16</b>	<b>51-21</b>	<b>72</b>	<b>72</b>	<b>57</b>	<b>11/1</b>	<b>0</b>	<b>0</b>	<b>496.0</b>	<b>442</b>	<b>165</b>	<b>119</b>	<b>120</b>	<b>246</b>	<b>69</b>	<b>3</b>	<b>17</b>	<b>2048</b>	<b>.242</b>	<b>22</b>	<b>8</b>	<b>1</b>	<b>5</b>	<b>87</b>
Opponents	3.34	21-51	72	72	50	7/1	0	0	471.0	519	282	175	192	217	61	16	4	2194	.280	30	17	1	14	117

PB - Team (11), J. Brown 7, K. Hull 4, Opp (23). Pickoffs - Team (0), Opp (1). SB/SBA - K. Hull (41-48), J. White (23-25), S. Venable (14-19), C. Williams (10-13), J. Brown (6-8).



# 1998 Results

## 1998 FLORIDA STATE SOFTBALL

Game Results for all games

DATE	OPPONENT	SCORE	FSU PITCHER (RECORD)
2/07	Mercer	W 5-1	J. White (W 1-0)
2/07	Mercer	W 9-1	S. Venable (W 1-0)
2/08	Georgia Southern	W 6-2	J. White (W 2-0)
2/08	Georgia Southern	W 3-1	S. Venable (W 2-0)
<sup>2</sup> 2/13	Oregon	L 0-2	J. White (L 2-1)
<sup>2</sup> 2/13	Purdue	W 8-1	C. Williams (W 1-0)
<sup>2</sup> 2/14	Washington	W 1-0	J. White (W 3-1)
<sup>2</sup> 2/14	Fresno State	W 2-1	J. White (W 4-1)
2/18	West Florida	W 9-3	S. Venable (W 3-0)
2/18	West Florida	W 10-6	J. White (W 5-1)
2/20	Florida A&M	W 4-2	J. White (W 6-1)
2/23	Florida A&M	W 6-0	J. White (W 7-1)
2/24	Troy State	L 0-5	J. White (L 7-2)
2/24	Troy State	W 5-4	J. White (W 8-2)
<sup>3</sup> 2/27	Indiana	W 3-2	S. Venable (W 4-0)
<sup>3</sup> 2/27	Arizona State	L 1-6	J. White (L 8-3)
<sup>3</sup> 2/28	UMass	W 4-0	J. White (W 9-3)
<sup>3</sup> 2/28	Cal State-Northridge	L 3-4	S. Venable (L 4-1)
<sup>3</sup> 3/01	South Carolina	L 0-3	J. White (L 9-4)
<sup>3</sup> 3/01	Cal State-Berkley	L 1-4	S. Venable (L 4-2)
<sup>4</sup> 3/05	Georgia	W 6-5	J. White (W 10-4)
<sup>4</sup> 3/05	Illinois-Chicago	L 1-3	J. White (L 10-5)
<sup>4</sup> 3/06	Central Michigan	W 10-1	J. White (W 11-5)
<sup>4</sup> 3/06	Purdue	W 5-4	J. White (W 12-5)
<sup>4</sup> 3/07	Missouri	L 1-3	J. White (L 12-6)
<sup>4</sup> 3/07	Alabama	W 4-1	J. White (W 13-6)
<sup>4</sup> 3/07	Texas	L 1-9	S. Venable (L 4-3)
<sup>1</sup> 3/10	UNC-Charlotte	W 4-1	J. White (W 14-6)
<sup>1</sup> 3/10	UNC-Charlotte	W 4-1	J. White (W 15-6)
3/11	Miami-Ohio	L 1-4	C. Williams (L 1-1)
3/11	Miami-Ohio	L 1-3	S. Venable (L 4-4)
3/12	Purdue	L 0-1	J. White (L 15-7)
<sup>6</sup> 3/13	Northern Iowa	W 3-0	S. Venable (W 5-4)
<sup>6</sup> 3/13	Louisiana State	W 4-2	J. White (W 16-7)
<sup>6</sup> 3/13	Eastern Michigan	W 4-2	J. White (W 17-7)
<sup>6</sup> 3/14	Robert Morris	W 4-1	C. Williams (W 2-1)
<sup>6</sup> 3/14	Penn State	W 3-0	S. Venable (W 6-4)
<sup>6</sup> 3/14	Central Michigan	W 11-4	J. White (W 18-7)
<sup>6</sup> 3/15	Mississippi	W 4-2	J. White (W 19-7)
<sup>6</sup> 3/15	UMass	W 1-0	J. White (W 20-7)
3/17	Connecticut	W 6-4	J. White (W 21-7)
3/17	Connecticut	W 9-0	S. Venable (W 7-4)
<sup>1</sup> 3/20	North Carolina	W 3-2	J. White (W 22-7)
<sup>1</sup> 3/20	North Carolina	W 7-6	J. White (W 23-7)
3/25	Youngstown State	W 1-0	J. White (W 24-7)
3/25	Youngstown State	W 10-2	S. Venable (W 8-4)
<sup>7</sup> 3/27	Wright State	W 8-3	S. Venable (W 9-4)
<sup>7</sup> 3/27	Georgia State	W 8-0	J. White (W 25-7)
<sup>7</sup> 3/28	Indiana State	W 6-1	S. Venable (W 10-4)
<sup>7</sup> 3/28	Utah	W 2-1	J. White (W 26-7)
<sup>7</sup> 3/29	Utah	L 1-4	S. Venable (L 10-5)
4/03	West Florida	W 2-1	C. Williams (W 3-1)
4/03	West Florida	W 5-3	S. Venable (W 11-5)
<sup>14</sup> 4/05	Georgia Tech	W 3-2	C. Williams (W 4-1)
<sup>14</sup> 4/05	Georgia Tech	W 4-1	S. Venable (W 12-5)
4/08	Florida	L 3-8	C. Williams (L 4-2)
4/08	Florida	W 5-3	S. Venable (W 13-5)
4/10	Florida A&M	L 1-3	S. Venable (L 13-6)
4/12	Auburn	W 5-1	C. Williams (W 5-2)
4/12	Auburn	W 8-3	S. Venable (W 14-6)
4/15	Florida A&M	W 4-1	C. Williams (W 6-2)
<sup>14</sup> 4/18	Virginia	L 1-4	C. Williams (L 6-3)
<sup>14</sup> 4/18	Virginia	L 0-3	S. Venable (L 14-7)
<sup>14</sup> 4/19	Maryland	L 3-5	C. Williams (L 6-4)
<sup>14</sup> 4/19	Maryland	W 9-1	S. Venable (W 15-7)
<sup>8</sup> 4/23	Maryland	W 1-0	S. Venable (W 16-7)
<sup>8</sup> 4/24	Virginia	W 10-0	S. Venable (W 17-7)
<sup>8</sup> 4/25	Virginia	W 2-1	S. Venable (W 18-7)
<sup>15</sup> 5/06	South Florida	W 2-1	S. Venable (W 19-7)
<sup>15</sup> 5/06	South Florida	L 2-3	C. Williams (L 6-5)
<sup>9</sup> 5/15	Oklahoma State	L 0-4	S. Venable (L 19-8)
<sup>9</sup> 5/16	Stanford	L 0-1	J. White (L 26-8)

<sup>1</sup>Conference game   <sup>2</sup>Arizona State Tournament   <sup>3</sup>NFCA Leadoff Classic   <sup>4</sup>USF Speedline Invitational   <sup>5</sup>extra inning game  
<sup>6</sup>Tallahassee Democrat FSU Invite   <sup>7</sup>@Georgia Tech Buzz Classic   <sup>8</sup>ACC Tournament   <sup>9</sup>NCAA Regionals



# 1998 ACC Review

## 1998 ACC TOURNAMENT

(April 23-25 Tallahassee, FL)

**Thursday** - Virginia d. Georgia Tech 3-1; Florida State d. Maryland 1-0; Virginia d. North Carolina 2-1;

**Friday** - Maryland d. Georgia Tech 4-0; Florida State d. Virginia 10-0; North Carolina d. Maryland 4-0;

**Saturday** - Virginia d. North Carolina 6-0; Florida State d. Virginia 2-1

## 1998 ACC ALL-TOURNAMENT TEAM

Florida State (5) - DANA BAILEY, KRISTY HULL, JESSE MCGREGOR, STACY VENABLE, CORRIE WILLIAMS;

Georgia Tech (1) - Lauren Webb; Maryland (1) - Holly Meehan; North Carolina (1) - Lorin Slade; Virginia (3) - Lori Reese, Meaghan Young, Stacey Zagol

## 1998 ALL-ACC TEAM

Florida State (4) - DANA BAILEY, KRISTY HULL, JESSE MCGREGOR, STACY VENABLE; Georgia Tech (1) - Lauren Webb; Maryland (1) - Fawna Lackovic; North Carolina (2) - Brandy Arthur, Lorin Slade; Virginia (4) - Beth Crimi, Lori Reese, Tish Tablan, Stacy Zagol

## 1998 ACC PLAYER OF THE YEAR

Brandy Arthur, North Carolina

## 1998 ACC ROOKIE OF THE YEAR

Radara McHugh, North Carolina


## 1998 COACH OF THE YEAR

Donna Papa, North Carolina

## FINAL STANDINGS

FLORIDA STATE - ACC CHAMPIONS

TEAM	CONFERENCE				OVERALL			
	W	L	T	PCT.	W	L	T	PCT.
North Carolina	6	2	0	.750	32	21	0	.604
Florida State	5	3	0	.625	51	21	0	.708
Maryland	4	4	0	.500	28	22	0	.560
Virginia	3	5	0	.375	38	28	0	.576
Georgia Tech	2	6	0	.250	24	32	0	.429



Tami Post



Dana Bailey

# About the ACC

## ACC SCHOOLS THAT SPONSOR SOFTBALL

Florida State, Georgia Tech, Maryland, North Carolina, Virginia

### ANNUAL ACC SOFTBALL CHAMPIONS

Year	Champion	Head Coach	Runnerup	Site
1992	Florida State	Dr. JoAnne Graf	Virginia	Tallahassee, Fla.
1993	Florida State	Dr. JoAnne Graf	Virginia	Tallahassee, Fla.
1994	Virginia	Peggy Kellers	Florida State	Tallahassee, Fla.
1995	Florida State	Dr. JoAnne Graf	Georgia Tech	Tallahassee, Fla.
1996	Florida State	Dr. JoAnne Graf	North Carolina	Raleigh, N.C.
1997	FSU/Maryland	Graf/Gina LeMandre		Marietta, Ga.
1998	Florida State	Dr. JoAnne Graf	Virginia	Tallahassee, Fla.

### ATLANTIC COAST CONFERENCE HONORS

Year	Player of the Year	Coach of the Year	Rookie of the Year	Tourney MVP
1992	Toni Gutierrez, FSU	Dr. JoAnne Graf, FSU	Stephanie Weitman, GAT	Susan Buttery, FSU
1993	Eileen Schmidt, UVA	Dr. JoAnne Graf, FSU	Shamalene Wilson, FSU	Lisa Davidson, FSU
1994	Beverly Smith, UNC	Peggy Kellers, UVA	Laura Williams, GAT	Michelle Collins, UVA
1995	Cindy Lawton, FSU	Regina Tomaselli, GAT	Kristy Hull, FSU	Cindy Lawton, FSU
1996	Shama Wilson, FSU	Donna Papa, UNC	Kelly Shipman, MD	Renee Espinoza, FSU
1997	Laura Williams, GAT	Dr. JoAnne Graf, FSU	Anne Knobbe, GAT	Kristy Fuentes, FSU Kelly Shipman, MD
1998	Brandy Arthur, UNC	Donna Papa, UNC	Radara McHugh, UNC	Stacy Venable, FSU

## TEAMS OF THE ACC

<b>CLEMSON</b>	Charter member of the SIAA in 1894, charter member of the SC in 1921, charter member of the ACC in 1953.
<b>DUKE</b>	Joined the SC in December, 1928, charter member of the ACC in 1953.
<b>FLORIDA STATE</b>	Charter member of the Dixie Conference in 1948, joined the Metro Conference in July, 1976, joined the ACC September 15, 1990.
<b>GEORGIA TECH</b>	Charter member of the SIAA in 1894, charter member of SC in 1921, charter member of the SEC in 1932, joined the ACC in July, 1979.
<b>MARYLAND</b>	Charter member of the SC in 1921, charter member of the ACC in 1953.
<b>NORTH CAROLINA</b>	Charter member of the SIAA in 1894, charter member of the SC in 1921, charter member of the ACC in 1953.
<b>N.C. STATE</b>	Charter member of the SC in 1921, charter member of the ACC in 1953.
<b>VIRGINIA</b>	Charter member of the SIAA in 1894, charter member of the SC in 1921, resigned from SC in December, 1936, joined the ACC in December, 1953.
<b>WAKE FOREST</b>	Joined the SC in February, 1936, charter member of the ACC in 1953.

## THE TRADITION

Consistency. It's the mark of true excellence in any endeavor.

However, in today's intercollegiate athletics, competition has become so balanced and so competitive that it is virtually impossible to maintain a high level of consistency.

Yet the Atlantic Coast Conference has defied the odds. Now in its 46th year of competition, the ACC has long enjoyed the reputation as one of the strongest and most competitive intercollegiate conferences in the nation. And that is not mere conjecture, the numbers support it.

Since the league's inception in 1953, ACC schools have captured 72 national championships, including 37 in men's competition and 35 in women's. In addition, 108 men and 26 women have earned the coveted title of NCAA champion.

## 1997-98 IN REVIEW

The 1997-98 academic year concluded with the league pocketing three more national team titles and nine individual crowns. In all, the ACC has won 29 national team titles the last eight years.

The ACC's 1997-98 national champions were North Carolina in women's soccer and field hockey and Maryland



in women's lacrosse. In addition, the ACC had five other teams participate in national title games — Florida State in football, Virginia in men's soccer and women's lacrosse, Maryland in men's lacrosse and Duke in women's tennis. Overall, ACC teams posted a 77-58 (.570) mark in NCAA Tournament play.

The ACC placed at least one team in the Top 10 nationally in 16 of the 24 sports sponsored by the league. Other records of note during the 1997-98 season include 85 teams competing at NCAA Championships, four bowl teams and 19 Top 10 showings.

Eight ACC teams, in six different sports, representing five of the nine member institutions, earned a No. 1 ranking during the course of the past academic year.

The ACC Academic Honor Roll record was broken for the 11th straight year in 1996-97 as 1,410 student-athletes were recognized for their work in the classroom.

## THE HISTORY

The Atlantic Coast Conference was founded on May 8, 1953, at the Sedgefield Inn near Greensboro, N.C., with seven charter members - Clemson, Duke, Maryland, North Carolina, North Carolina State, South Carolina and Wake Forest - drawing up the conference bylaws.

The withdrawal of seven schools from the Southern Conference came early on the morning of May 8, 1953, during the Southern Conference's annual spring meeting. On June 14, 1953, the seven members met in Raleigh, N.C., where a set of bylaws was adopted and the name officially became the Atlantic Coast Conference.

On December 4, 1953, conference officials met again at Sedgefield and officially admitted the University of Virginia. The first, and only, withdrawal of a school from the ACC came on June 30, 1971 when the University of South Carolina tendered its resignation.

The conference operated with seven members until April 3, 1978, when Georgia Tech was admitted. The Atlanta school withdrew from the Southeastern Conference in January of 1964. The ACC expanded to nine members on July 1, 1991, with the addition of Florida State.

# Post Season Play

## 1986 SOUTH REGIONAL

### Ruston, Louisiana

Opponent	FSU	OPP	W-L
Louisiana Tech	0	4	L
Louisiana Tech	0	1	L
Final National Ranking - 9th			

## 1987 SOUTH REGIONAL

### Tallahassee, Florida

Opponent	FSU	OPP	W-L
Adelphi	1	0	W
Adelphi	3	1	W

## COLLEGE WORLD SERIES

Opponent	FSU	OPP	W-L
Cal-State Fullerton	0	4	L
Central Michigan	0	1	L
Final National Ranking - 7th			

## 1988 SOUTH REGIONAL

### Ruston, Louisiana

Opponent	FSU	OPP	W-L
Texas A&M	0	1	L
Louisiana Tech	1	6	L
Final National Ranking - 9th			

## 1989 SOUTH REGIONAL

### Tallahassee, Florida

Opponent	FSU	OPP	W-L
South Carolina	1	2	L
Louisiana Tech	1	3	L
Final National Ranking - 9th			

## 1990 SOUTH REGIONAL

### Lafayette, Louisiana

Opponent	FSU	OPP	W-L
Texas A&M	5	0	W
SW Louisiana	4	3	W
SW Louisiana	2	1	W

## COLLEGE WORLD SERIES

Opponent	FSU	OPP	W-L
Fresno State	1	0	W
Oklahoma State	1	4	L
Nevada-Las Vegas	4	1	W
UCLA	1	3	L
Final National Ranking - 3rd			

## 1991 SOUTH REGIONAL

### Lafayette, Louisiana

Opponent	FSU	OPP	W-L
SW Louisiana	1	0	W
Oklahoma State	2	0	W
Oklahoma State	4	3	W

## COLLEGE WORLD SERIES

Opponent	FSU	OPP	W-L
UCLA	0	1	L
UNLV	1	0	W
Fresno State	0	3	L
Final National Ranking - 5th			

## 1992 SOUTH REGIONAL

### Lafayette, Louisiana

Opponent	FSU	OPP	W-L
SW Louisiana	1	0	W
UNLV	4	0	W
SW Louisiana	1	0	W

## COLLEGE WORLD SERIES

Opponent	FSU	OPP	W-L
California	0	3	L
UMASS	2	4	L
Final National Ranking - 7th			

## 1993 SOUTH REGIONAL

### Tallahassee, Florida

Opponent	FSU	OPP	W-L
Kansas	0	1	L
Iowa	5	3	W
Kansas	5	0	W
Kansas	2	1	W

## COLLEGE WORLD SERIES

Opponent	FSU	OPP	W-L
Connecticut	1	2	L
Final National Ranking - 7th			

## 1994 SOUTH REGIONAL

### Stillwater, Oklahoma

Opponent	FSU	OPP	W-L
Oklahoma	1	3	L
Providence	1	2	L
Final National Ranking - 9th			

## 1995 WEST REGIONAL

### Tucson, Arizona

Opponent	FSU	OPP	W-L
Nebraska	1	6	L
Ohio	2	0	W
Nebraska	6	2	W
Arizona	0	15	L
Final National Ranking - 9th			

## 1996 SOUTH REGIONAL

### Tallahassee, Florida

Opponent	FSU	OPP	W-L
South Florida	3	1	W
Arizona	6	9	L
South Florida	6	0	W
Arizona	3	10	L
Final National Ranking - 9th			

## 1998 MIDWEST REGIONAL

### Stillwater, Oklahoma

Opponent	FSU	OPP	W-L
Oklahoma State	0	4	L
Standford	0	1	L
Final National Ranking - 9th			

## FSU IN THE NCAA PLAYOFFS

(Regional/District 3)	
All-Time Record	18-15
Appearances	12
First Appearance	1986
Last Appearance	1998
Consecutive Appearances	11

## FSU IN THE COLLEGE WORLD SERIES

All-Time Record	3-10
Appearances	5
First Appearance	1987
Last Appearance	1993
Highest Final Ranking	3rd, 1990
CWS Appearances	1987, 90, 91, 92, 93

## Series Records


OPPONENT	W	L	T								
Adelphi	5	1	0	Miami (Ohio)	8	6	0	Susquehanna	2	0	0
Alabama	2	1	0	McNeese	0	1	0	Temple	12	1	0
Arizona	0	7	0	Michigan	1	4	0	Tennessee - Chattanooga	2	0	0
Arizona State	1	3	0	Michigan State	5	1	0	Tennessee Tech	3	0	0
Auburn	3	1	0	Millikin	1	0	0	Texas	0	1	0
Austin Peay	1	0	0	Minnesota	1	0	0	Texas A&M	1	4	0
Ball State	7	0	1	Mississippi	1	0	0	Texas-Arlington	0	1	0
Baylor	2	2	0	Mississippi State	4	0	0	Toledo	7	1	0
Bowling Green	6	0	0	Mississippi Univ.-Women	3	0	0	Troy State	5	2	1
Bradley	5	0	0	Missouri	1	5	0	UCLA	0	5	0
Brown	2	0	0	Nebraska	3	5	0	Utah	3	4	0
Cal - Berkeley	0	3	0	Nevada-Las Vegas UNLV	2	1	0	Utah State	2	1	0
Cal - Poly Pomoma	1	0	0	New Mexico	3	0	0	Valparaiso	2	0	0
Cal- State Fullerton	2	5	0	New Mexico State	1	0	0	Virginia	32	12	0
Cal - State Northridge	0	3	0	New Orleans	2	0	0	Washington	1	3	0
Campbell	4	0	0	Nicholls State	8	2	0	West Florida	42	4	0
Central Michigan	5	1	0	North Carolina	28	5	0	Western Illinois	7	2	0
Coastal Carolina	3	0	0	North Carolina-Charlotte	10	0	0	Wichita State	1	0	0
Connecticut	16	3	0	No. Carolina-Wilmington	7	0	0	Winthrop	5	0	0
Creighton	2	1	0	Northeast Louisiana	3	0	1	Wisconsin	0	1	0
Davis & Elkins	1	0	0	Northern Illinois	4	3	0	Wright State	1	0	0
Dayton	1	0	0	Northern Iowa	6	1	0	Yale	1	0	0
Detroit	3	0	0	Northwest Louisiana	2	0	0	Youngstown State	4	0	0
Drake	2	0	0	Northwestern	2	1	0				
Drexel	4	0	0	Notre Dame	2	1	0				
East Carolina	16	1	0	Ohio	5	0	0				
East Central CC	2	0	0	Ohio State	10	1	0				
Eastern Illinois	7	0	0	Oklahoma	4	3	0				
Eastern Michigan	14	0	0	Oklahoma City College	2	0	0				
Florida	2	2	0	Oklahoma State	6	78	0				
Florida A & M	57	2	0	Onondaga CC	4	0	0				
Florida Atlantic	2	1	0	Oregon	2	2	0				
Fresno State	1	1	0	Pacific	1	0	0				
Georgia	1	0	0	Penn State	3	0	0				
Georgia Southern	6	0	0	Princeton	6	0	0				
Georgia State	8	1	0	Providence	0	1	0				
Georgia Tech	21	1	0	Purdue	2	1	0				
Grambling State	5	0	0	Quincy College	2	0	0				
Hofstra	7	1	0	Radford College	1	0	0				
Illinois-Chicago	3	2	0	Rhode Island	2	0	0				
Illinois State	6	0	0	Rider College	2	0	0				
Indiana	8	1	0	Robert Morris	4	1	0				
Iowa	3	2	0	Rutgers	5	0	0				
Iowa State	2	0	0	Sacramento State	1	0	0				
Kansas	5	3	0	Saginaw Valley State	3	0	0				
Kent	4	0	0	Samford	2	0	0				
Liberty	1	0	0	Sam Houston State	1	1	0				
Limestone	4	0	0	South Carolina	16	15	0				
Long Beach State	0	1	0	South Florida	35	11	0				
Louisiana State	1	1	0	Southern Illinois	4	2	0				
Louisiana Tech	2	11	2	Southern Mississippi	6	0	0				
Maine	2	0	0	Southwestern Louisiana	9	3	0				
Marshall	2	0	0	Southwest Missouri State	2	1	0				
Maryland	9	2	0	St. Louis CC	2	0	0				
Massachusetts	10	2	0	Stanford	1	01	0				
Mercer	14	0	0	Stephen F. Austin	1	1	0				
				Stetson	12	1	0				

## LADY SEMINOLE

## INVITATIONAL CHAMPIONS &amp; MVPs

Year	Champion	MVP
1984	Florida State	Tina Kyler, Florida State
1985	Florida State	Beth Hawkins, Bradley
1986	South Florida	Debbie Morash, South Florida
1987	South Florida	Lisa Lines, South Florida
1988	Florida State	Tiffany Daniels, Florida State
1989	Northern Illinois	Jill Justin, Northern Illinois
1990	Pool Champions:	Southwestern Louisiana, Illinois State, Nebraska and South Florida; no MVP's or All-Tournament Team was chosen.
1991	Florida State and Creighton	No MVP's were chosen
1992	Florida State	Toni Gutierrez, Florida State
1993	Florida State	Leslie Adams, Florida State
1994	Texas A&M	Jennifer McFalls, Texas A&M
1995	Michigan	Sarah Griffin, Michigan
1996	South Florida	Monica Triner, South Florida
1997	Michigan State	Stefanie Noffsinger, Michigan State
1998	Florida State	Jennifer White, Florida State

# Seminoles in the Pros



**RENEE ESPINOZA**  
GEORGIA PRIDE 1997



**LAURIE SHEPARD**  
SILVER BULLETS 1995-98



**SHANNON MITCHEM**  
SILVER BULLETS 1993-98



**SHAMA WILSON**  
GEORGIA PRIDE 1997-PRESENT



**MYSSI CALKINS**  
GEORGIA PRIDE 1997

1998 Women's Pro  
Fastpitch Defensive  
Player Player of the Year.



# All-Time Letterwinners

## A

Rebecca Aase ..... 1991-94  
 Leslie Adams ..... 1992-93  
 Shannon Aiken ..... 1989  
 Kim Averill ..... 1989

## B

Greta Bahn ..... 1984-86  
**Dana Bailey ..... 1996-97**  
 Leslie Barton ..... 1990-93  
 Jill Bellamy ..... 1986-88  
 Shelley Berube ..... 1984  
 Michelle Bishop ..... 1995  
 Wendy Braye ..... 1994-97  
 Jennifer Brown ..... 1998  
 Jodie Bullock ..... 1990  
 Jennifer Butler ..... 1995  
 Susan Buttery ..... 1990-93

## C

Myssi Calkins ..... 1994-97  
**Christy Cerecedes ..... 1998**  
 Rosalind Chou ..... 1996-97  
 Teresa Collins ..... 1984  
 Heather Conway ..... 1992-93  
 Dina Cooper ..... 1984  
 Suzanne Cooper ..... 1987  
 Shawnda Corbin ..... 1988  
**Danielle Cox ..... 1998**  
 Lori Crouse ..... 1986-89

## D

Tiffany Daniels ..... 1986-89  
 Lisa Davidson ..... 1991-94  
 Wendy Davis ..... 1984  
 Judi Davison ..... 1985-87  
 Debbie DeJohn ..... 1987-90  
 Jennie Dillmore ..... 1992-93  
 Tabitha Doka ..... 1994  
 Jennifer Drawdy ..... 1994

## E

**Teresa Edenfield ..... 1997-98**  
 Sherri Emetario ..... 1986-87  
 Renee Espinoza ..... 1995-96  
 Bonnie Evans ..... 1988

## F

Heather Feltmann ..... 1993-95  
 Stephanie Ferlita ..... 1995-96  
 Carolyn Fiero ..... 1986-87  
 Kelly Flaczinski ..... 1988-91  
 Kristy Fuentes ..... 1994-97

## G

Tina Getherall ..... 1990-92  
 Barbara Gillespie ..... 1985-86  
 Cathy Gooding ..... 1984  
 Cindy Gordon ..... 1992-93  
 Toni Gutierrez ..... 1990-93

## H

Lisa Hall ..... 1998  
 Roxanne Hantelmann ..... 1986  
 LeAnn Harrell ..... 1984  
 Becky Harrison ..... 1988-91  
 B.J. Hodges ..... 1990-91  
 Laurie Holler ..... 1985-86  
 Kristy Hull ..... 1995-98

## K

Kari Keith ..... 1986-89  
 Sarah King ..... 1997-98  
 Tina Kyler ..... 1984

## L

Hunter LaFountain ..... 1989-90  
 Christy Larsen ..... 1988-91  
 Julie Larsen ..... 1985-88  
 Monica Lawfield ..... 1984  
 Cindy Lawton ..... 1994-95  
 Marla Looper ..... 1993-94

## M

Sandy Martinez ..... 1988-89  
 Meggan Matson ..... 1997  
**Jesse McGregor ..... 1996-97**  
 Lora Migliaccio ..... 1988-91  
 Shannon Mitchem ..... 1989-92  
**Kelly Miller ..... 1998**  
 Leslie Miller ..... 1984  
 Misty Molin ..... 1995-98

## N

Heidi Nelson ..... 1984

## O

Cricket Olafson ..... 1984  
 Jennifer Olow ..... 1991-94  
 Sunnie O'Neal ..... 1984  
 Sherri Owens ..... 1988

## P

Robin Pace ..... 1984  
 Susan Painter ..... 1984  
 Adrienne Pearson ..... 1994-95  
**Tami Post ..... 1996-98**  
 Chris Priester ..... 1986

## R

Julie Rice ..... 1988-91  
 Brenda Richardson ..... 1989  
 Daphne Russell ..... 1987-88

## S

Kelly Schnute ..... 1995-96  
 Laurie Shepard ..... 1992-95  
 Tracy Simmons ..... 1987  
 Penny Siqueiros ..... 1989-92  
 Debbie Smith ..... 1986  
 Amy Snider ..... 1984-86  
 Lynn Steele ..... 1985-87  
 Stacie Symonds ..... 1994

## T

Windy Taff ..... 1996-97  
 Cynthia Thoma ..... 1972-73  
 Laurie Tiedt ..... 1984-87  
 Kelly Tillman ..... 1984

## V

**Stacy Venable ..... 1998**

## W

**Becky Wallace ..... 1997-98**  
 Windy Weltz ..... 1994-97  
**Jennifer White ..... 1998**  
**Corrie Williams ..... 1996-98**  
 Shamalene Wilson ..... 1993-96  
 Tina Wood ..... 1993-94

## Z

Niki Zenger ..... 1995-96

\*Current players are in **bold**.

# Honors & Awards


## FLORIDA STATE ALL-AMERICANS - 1980'S



**Darby Cottle**  
1981, 1982




**Natalie Drouin**  
1982



**Susan Painter**  
1982




**Toni Robinette**  
1982



**Jan Sikes**  
1982

## 1990'S



**Susan Buttery**  
2nd Team, 1993



**Myssi Calkins**  
2nd Team 1996, 1997



**Tiffany Daniels**  
1st Team, 1987



**Lisa Davidson**  
1st Team, 1993



**Renee Espinoza**  
2nd Team, 1996



**Kristy Fuentes**  
3rd Team, 1997




**Toni Gutierrez**  
2nd Team, 1992



**Christy Larsen**  
3rd Team, 1991



**Cindy Lawton**  
3rd Team, 1995



**Marla Looper**  
3rd Team, 1994



**Shamalene Wilson**  
1st Team, 1996, 3rd Team,  
1995, 2nd Team, 1994

### ALL-REGION

- 1982 Darby Cottle, Toney Donaldson, Natalie Drouin, Susan Painter, Toni Robinette, Kelly Shaw, Jan Sikes
- 1984 Greta Bahn, Laurie Holler - 1<sup>st</sup> team  
Teresa Collins - 2<sup>nd</sup> team
- 1985 Greta Bahn, Laurie Holler, Tina Kyler, Julie Larsen
- 1986 Carolyn Fiero, Julie Larsen - 1<sup>st</sup> team  
Laurie Holler - 2<sup>nd</sup> team
- 1987 Tiffany Daniels, Carolyn Fiero, Julie Larsen - 1<sup>st</sup> team
- 1988 Tiffany Daniels, Christy Larsen - 1<sup>st</sup> team  
Julie Larsen - 2<sup>nd</sup> team
- 1989 Debbie DeJohn, Christy Larsen - 1<sup>st</sup> team
- 1990 Christy Larsen, Penny Siqueiros - 1<sup>st</sup> team  
Debbie DeJohn, Julie Rice - 2<sup>nd</sup> team

- 1992 Susan Buttery, Toni Gutierrez - 1<sup>st</sup> team  
Leslie Adams - 2<sup>nd</sup> team  
Leslie Barton - honorable mention
- 1993 Lisa Davidson, Marla Looper - 1<sup>st</sup> team
- 1994 Marla Looper, Laurie Shepard, Shamalene Wilson - 1<sup>st</sup> team  
Rebecca Aase, Lisa Davidson, Cindy Lawton - 2<sup>nd</sup> team
- 1995 Renee Espinoza, Kristy Hull, Shamalene Wilson - 1<sup>st</sup> team
- 1996 Myssi Calkins, Renee Espinoza, Shamalene Wilson - 1<sup>st</sup> team  
Kristy Hull - 2<sup>nd</sup> team
- 1997 Myssi Calkins - 2<sup>nd</sup> team  
Kristy Fuentes - 3<sup>rd</sup> team
- 1998 Dana Bailey, Corrie Williams - 1<sup>st</sup> Team  
Christy Cerecedes, Kristy Hull, Jennifer White - 2<sup>nd</sup> Team

### ALL-ATLANTIC COAST CONFERENCE

- 1992 Rebecca Aase, Leslie Adams, Susan Buttery
- 1993 Rebecca Aase, Leslie Barton, Susan Buttery, Lisa Davidson, Toni Gutierrez, Marla Looper
- 1994 Lisa Davidson, Marla Looper, Shamalene Wilson
- 1995 Wendy Braye, Renee Espinoza, Kristy Fuentes, Cindy Lawton, Misty Molin, Laurie Shepard, Shamalene Wilson, Niki Zenger
- 1996 Myssi Calkins, Renee Espinoza, Shamalene Wilson
- 1997 Wendy Braye, Myssi Calkins, Kristy Fuentes, Kristy Hull, Misty Molin
- 1998 Dana Bailey, Kristy Hull, Jesse McGregor, Stacy Venable

**ALL-TOURNAMENT TEAMS**

- 1981 Charlotte Cates, Darby Cottle, Natalie Drouin, Carol O'Domski, Susan Painter - National Championships  
Charlotte Cates, Darby Cottle, Jan Sikes - Florida Invitational  
Darby Cottle, Pat Mangan, Carol O'Domski, Venus Ross, Jan Sikes - South Florida Invitational  
Charlotte Cates, Darby Cottle, Toni Robinette, Venus Ross - North Carolina State Invitational  
Darby Cottle, Natalie Drouin, Cathy Gooding, Carol O'Domski, Venus Ross - AIAW Region III
- 1982 Darby Cottle, Cathy Gooding, Susan Painter - Florida Invitational  
Toni Robinette - Florida State Invitational  
Darby Cottle, Toney Donaldson, Cathy Gooding - South Florida Invitational  
Darby Cottle, Toney Donaldson, Natalie Drouin, Susan Painter, Jan Sikes, Sandie Williams - N.C. State Invitational  
Darby Cottle, Toney Donaldson, Cathy Gooding, Susan Painter, Toni Robinette, Kelly Shaw, Jan Sikes - Regional Championships  
Darby Cottle, Susan Painter, Toni Robinette, Linda Tyrrell, Sandie Williams - National Championships
- 1983 Cathy Gooding, LeAnn Harrell, Kelly Tillman - Florida Invitational  
Darby Cottle, Toney Donaldson, LeAnn Harrell, Carla Long - South Florida Invitational  
Teresa Collins, Toney Donaldson, Cathy Gooding, LeAnn Harrell - Florida State Invitational  
Teresa Collins, Darby Cottle (MVP), LeAnn Harrell, Carla Long, Cricket Olafson, Sunnie O'Neal, Susan Painter - N.C. State Invitational  
Darby Cottle, LeAnn Harrell, Susan Painter - State Championships  
Darby Cottle, Toney Donaldson, LeAnn Harrell, Carla Long, Cricket Olafson, Susan Painter - National Championships
- 1984 Shelley Berube, Cathy Gooding, Tina Kyler (MVP), Leslie Miller, Susan Painter - Lady Seminole Invitational  
Teresa Collins, Tina Kyler - Lady Flame Invitational
- 1985 Greta Bahn, Laurie Holler, Wendy Rogers - Lady Seminole Invitational  
Amy Snider - South Carolina Invitational  
Greta Bahn, Shelley Berube, Tina Kyler, Leslie Miller (MVP),  
Wendy Rogers - Florida Collegiate Championship
- 1986 Carolyn Fiero, Julie Larsen - Lady Seminole Invitational  
Barbara Gillespie, Julie Larsen (MVP) - South Carolina Invitational
- 1987 Tiffany Daniels, Judi Davison, Carolyn Fiero - South Florida Invitational  
Kari Keith - Lady Seminole Invitational
- 1988 Tiffany Daniels - South Florida Invitational  
Lori Crouse, Tiffany Daniels (MVP), Kari Keith, Christy Larsen  
Julie Larsen - Lady Seminole Invitational  
Tiffany Daniels, Christy Larsen - National Invitational Championship
- 1989 Debbie DeJohn, Kelly Flaczinski, Christy Larsen - Frost Cutlery Invitational  
Kelly Flaczinski - Lady Seminole Invitational
- 1990 Leslie Barton, Debbie DeJohn - NCAA Women's College World Series
- 1991 Tina Getherall - Lady Seminole Invitational
- 1992 Leslie Barton, Toni Gutierrez (MVP) - Lady Seminole Invitational  
Rebecca Aase, Leslie Adams, Leslie Barton, Susan Buttery (MVP), Toni Gutierrez, Shannan Mitchem, Penny Siqueiros - ACC Championships  
Lisa Davidson - South Florida Invitational  
Toni Gutierrez (MVP) - Tar Heel Invitational
- 1993 Lisa Davidson - Tar Heel Invitational  
Marla Looper - Lady Seminole Invitational  
Leslie Barton, Susan Buttery, Heather Conway, Lisa Davidson (MVP), Toni Gutierrez, Marla Looper - ACC Championships
- 1994 Cindy Lawton, Shamalene Wilson - South Florida Invitational  
Marla Looper, Jennifer Olow, Windy Weltz, Shamalene Wilson - ACC Championships  
Shamalene Wilson - Lady Seminole Invitational  
Jennifer Olow, Shamalene Wilson - Tar Heel Invitational
- 1995 Wendy Braye, Myssi Calkins, Renee Espinoza, Heather Feltmann, Kristy Fuentes, Kristy Hull - ACC Championships  
Renee Espinoza, Cindy Lawton, Misty Molin - Tar Heel Invitational  
Wendy Braye, Renee Espinoza (MVP), Cindy Lawton - Gladstone's/USF Softball Classic  
Krsity Hull, Cindy Lawton, Misty Molin, Laurie Shepard - Lady Seminole Invitational
- 1996 Renee Espinoza, Shamalene Wilson - Speedline/USF Softball Classic  
Kristy Hull, Shamalene Wilson - Lady Seminole Invitational  
Myssi Calkins, Kristy Fuentes - Tar Heel Invitational  
Renee Espinoza (MVP), Kristy Hull, Windy Weltz, Shamalene Wilson - ACC Championships
- 1997 Wendy Braye - Speedline/USF Softball Classic  
Myssi Calkins, Kristy Fuentes, Misty Molin,

- Tami Post - Tar Heel Invitational  
Myssi Calkins, Kristy Fuentes (MVP), Kristy Hull, Tami Post - ACC Championships
- 1998 Dana Bailey, Kristy Hull, Jennifer White (MVP) - Tallahassee Democrat Florida State Invitational  
Jesse McGregor - Georgia Tech Buzz Classic  
Dana Bailey, Kristy Hull, Jesse McGregor, Stacy Venable (MVP), Corrie Williams - ACC Championships

**OTHER ACCOMPLISHMENTS**

- 1981 ASA Outstanding Athlete - Darby Cottle  
USOC Best Amateur Softball Player in the Nation - Darby Cottle  
FAIAW Softball Coach of the Year - JoAnne Graf
- 1982 Olympia Award - Darby Cottle  
Broderick Award - Darby Cottle
- 1992 ACC Player of the Year - Toni Gutierrez  
ACC Coach of the Year - JoAnne Graf  
Most Valuable Pitcher in the South Florida Invitational - Toni Gutierrez
- 1993 ACC Rookie of the Year - Shamalene Wilson  
ACC Coach of the Year - JoAnne Graf
- 1995 ACC Rookie of the Year - Kristy Hull  
ACC Player of the Year - Cindy Lawton
- 1996 ACC Player of the Year - Shamalene Wilson
- 1997 Coach of the Year - Dr. JoAnne Graf

**FLORIDA STATE UNIVERSITY  
SPORTS HALL OF FAME**

**Darby  
Cottle-Veazey**  
(inducted 1988)



**Julie  
Larsen-Baker**  
(inducted 1995)

## Record Book

## YEARLY LEADERS-OFFENSIVE (SINCE 1984)

## BATTING AVERAGE

1984 Greta Bahn	.331
1985 Greta Bahn	.274
1986 Carolyn Fiero	.352
1987 Tiffany Daniels	.391
1988 Tiffany Daniels	.340
1989 Tiffany Daniels	.350
1990 Penny Siqueiros	.313
Leslie Barton	.313
1991 Penny Siqueiros	.329
1992 Penhy Siqueiros	.381
1993 Susan Buttery	.377
1994 Shamalene Wilson	.380
1995 Cindy Lawton	.383
1996 Shamalene Wilson	.402
1997 Myssi Calkins	.374
1998 Dana Bailey	.342

## RUNS

1984 Greta Bahn	36
1985 Greta Bahn	35
1986 Barbara Gillespie	24
1987 Tiffany Daniels	63
1988 Tiffany Daniels	39
1989 Tiffany Daniels	35
1990 Christy Larsen	30
1991 Susan Buttery	43
1992 Susan Buttery	59
1993 Susan Buttery	58
1994 Shamalene Wilson	55
1995 Shamalene Wilson	55
1996 Shamalene Wilson	72
1997 Myssi Calkins	55
1998 Kristy Hull	42

## HITS

1984 Greta Bahn	39
1985 Greta Bahn	54
1986 Carolyn Fiero	42
1987 Tiffany Daniels	79
1988 Tiffany Daniels	55
1989 Tiffany Daniels	56
1990 Penny Siqueiros	56
1991 Penny Siqueiros	71
1992 Susan Buttery	84
1993 Susan Buttery	78
1994 Shamalene Wilson	81
1995 Cindy Lawton	87
Kristy Hull	
1996 Shamalene Wilson	92
1997 Myssi Calkins	82
1998 Dana Bailey	69

## DOUBLES

1984 Teresa Collins	7
1985 Greta Bahn	4

1986 Carolyn Fiero	5
1987 Carolyn Fiero	6
1988 Christy Larsen	5
1989 Tiffany Daniels	8
1990 Christy Larsen	7
1991 Penny Siqueiros	7
1992 Leslie Barton	11
1993 Leslie Barton	8
Lisa Davidson	
1994 Lisa Davidson	10
Shamalene Wilson	
1995 Cindy Lawton	16
1996 Jesse McGregor	9
1997 Wendy Braye	11
1998 Corrie Williams	14

## TRIPLES

1984 Greta Bahn	6
1985 Laurie Holler	9
1986 Carolyn Fiero	5
1987 Tiffany Daniels	11
1988 Tiffany Daniels	6
1989 Christy Larsen	4
1990 Leslie Barton	3
Toni Gutierrez	
Julie Rice	
1991 Penny Siqueiros	5
1992 Susan Buttery	9
1993 Lisa Davidson	9
1994 Shamalene Wilson	9
1995 Shamalene Wilson	11
1996 Shamalene Wilson	7
1997 Misty Molin	4
1998 Danielle Cox	4

## HOME RUNS

1984 Teresa Collins	7
1985 Wendy Rogers	5
1986 Carolyn Fiero	6
1987 Tiffany Daniels	10
1988 Tiffany Daniels	6
1989 Tiffany Daniels	6
1990 Leslie Barton	5
1991 Susan Buttery	3
1992 Lisa Davidson	6
1993 Leslie Barton	5
1994 Lisa Davidson	7
1995 Shamalene Wilson	5
1996 Shamalene Wilson	3
1997 Wendy Braye	4
1998 Corrie Williams	3

## RUNS BATTED IN

1984 Greta Bahn	25
Teresa Collins	
1985 Wendy Rogers	31

1986 Carolyn Fiero	25
1987 Tiffany Daniels	41
1988 Lori Crouse	33
1989 Tiffany Daniels	28
1990 Penny Siqueiros	23
1991 Penny Siqueiros	31
1992 Penny Siqueiros	49
1993 Leslie Barton	47
1994 Shamalene Wilson	36
1995 Cindy Lawton	46
1996 Shamalene Wilson	45
1997 Misty Molin	38
1998 Corrie Williams	40

## STOLEN BASES

1984 Sunnie O'Neal	11
1985 Greta Bahn	15
Barbara Gillespie	
1986 Greta Bahn	20
1987 Tiffany Daniels	23
1988 Christy Larsen	12
1989 Tiffany Daniels	25
1990 Jodie Bullock	7
1991 Tina Getherall	11
1992 Leslie Barton	35
1993 Shamalene Wilson	25
1994 Myssi Calkins	44
1995 Shamalene Wilson	39
1996 Shamalene Wilson	69
1997 Myssi Calkins	61
1998 Dana Bailey	27

## BASES ON BALLS

1984 Greta Bahn	21
1985 Greta Bahn	25
1986 Laurie Holler	24
1987 Tiffany Daniels	39
1988 Tiffany Daniels	26
1989 Tiffany Daniels	24
1990 Jodie Bullock	17
1991 Susan Buttery	23
1992 Leslie Barton	29
1993 Lisa Davidson	28
1994 Jen Olow	23
1995 Wendy Braye	22
1996 Kristy Hull	20
1997 Windy Weltz	30
1998 Christy Cerecedes	30

## SACRIFICE HITS

1984 Tina Kyler	11
1985 Tina Kyler	17
1986 Karyn Palgut	13
1987 Lynn Steele	18
1988 Kari Keith	14
1989 Kelly Flaczinski	17

# recordbook

1990 Shannan Mitchem	18
1991 Kelly Flaczinski	15
Tina Getherall	
1992 Shannan Mitchem	25
1993 Shamalene Wilson	17
1994 Myssi Calkins	21
1995 Windy Weltz	16
1996 Kristy Hull	18
1997 Windy Weltz	25
1998 Kristy Hull	21

## YEARLY LEADERS-PITCHING (SINCE 1984)

### APPEARANCES

1984 Tina Kyler	23
1985 Tina Kyler	26
1986 Julie Larsen	33
1987 Julie Larsen	37
1988 Julie Larsen	24
1989 Debbie DeJohn	32
1990 Debbie DeJohn	35
1991 Christy Larsen	43
1992 Toni Gutierrez	44
1993 Marla Looper	25
1994 Marla Looper	36
1995 Renee Espinoza	39
1996 Renee Espinoza	40
1997 Kristy Fuentes	48
1998 Stacy Venable	36

### INNINGS PITCHED

1984 Tina Kyler	157
1985 Tina Kyler	182
1986 Julie Larsen	225
1987 Julie Larsen	237
1988 Julie Larsen	174
1989 Debbie DeJohn	223
1990 Debbie DeJohn	225
1991 Christy Larsen	275
1992 Toni Gutierrez	285
1993 Marla Looper	165.2
1994 Marla Looper	191.1
1995 Renee Espinoza	221.1
1996 Renee Espinoza	253.0
1997 Kristy Fuentes	310.0
1998 Jennifer White	215.1

### WINS

1984 Shelley Berube	18
1985 Julie Larsen	18
1986 Julie Larsen	25
1987 Julie Larsen	25
Debbie DeJohn	
1988 Debbie DeJohn	18
1989 Debbie DeJohn	22
1990 Debbie DeJohn	25
1991 Christy Larsen	33

1992 Toni Gutierrez	35
1993 Marla Looper	20
1994 Marla Looper	21
1995 Renee Espinoza	26
1995 Renee Espinoza	30
1997 Kristy Fuentes	32
1998 Jennifer White	26

### STRIKEOUTS

1984 Tina Kyler	248
1985 Tina Kyler	209
1986 Julie Larsen	271
1987 Julie Larsen	224
1988 Julie Larsen	164
1989 Christy Larsen	166
1990 Christy Larsen	201
1991 Christy Larsen	307
1992 Toni Gutierrez	295
1993 Marla Looper	143
1994 Marla Looper	167
1995 Renee Espinoza	212
1996 Renee Espinoza	220
1997 Kristy Fuentes	240
1998 Jennifer White	123

### EARNED RUN AVERAGE

1984 Shelley Berube	0.22
1985 Julie Larsen	0.29
1986 Julie Larsen	0.37
1987 Debbie DeJohn	0.51
1988 Christy Larsen	0.90
1989 Debbie DeJohn	0.53
1990 Toni Gutierrez	0.14
1991 Toni Gutierrez	0.59
1992 Toni Gutierrez	0.47
1993 Marla Looper	0.42
1994 Marla Looper	1.10
1995 Renee Espinoza	1.33
1996 Renee Espinoza	0.83
1997 Kristy Fuentes	1.15
1998 Jennifer White	1.37

### BASES ON BALLS

1984 Shelley Berube	16
1985 Julie Larsen	30
1986 Roxanne Hantelmann	18
1987 Debbie DeJohn	56
1988 Debbie DeJohn	32
1989 Debbie DeJohn	35
1990 Christy Larsen	22
1991 Toni Gutierrez	38
1992 Toni Gutierrez	54
1993 Toni Gutierrez	28
1994 Marla Looper	39
1995 Kristy Fuentes	71
1996 Niki Zenger	47

1997 Kristy Fuentes	83
1998 Stacy Venable	65

### HITS

1984 Shelley Berube	33
1985 Tina Kyler	63
1986 Roxanne Hantelmann	65
1987 Julie Larsen	114
Debbie DeJohn	114
1988 Christy Larsen	54
1989 Christy Larsen	83
1990 Christy Larsen	57
1991 Toni Gutierrez	87
1992 Rebecca Aase	96
1993 Rebecca Aase	66
1994 Rebecca Aase	108
1995 Renee Espinoza	142
1996 Niki Zenger	124
1997 Kristy Fuentes	214
1998 Stacy Venable	179

### RUNS

1984 Shelley Berube	10
1985 Julie Larsen	10
1986 Roxanne Hantelmann	17
1987 Julie Larsen	41
Debbie DeJohn	
1988 Christy Larsen	25
1989 Debbie DeJohn	33
1990 Christy Larsen	17
1991 Toni Gutierrez	22
1992 Rebecca Aase	31
1993 Rebecca Aase	16
Toni Gutierrez	
1994 Rebecca Aase	43
1995 Renee Espinoza	55
1996 Renee Espinoza	51
1997 Kristy Fuentes	67
1998 Stacy Venable	68

### CAREER RECORDS

#### GAMES

Kristy Hull	281	1995-98
Myssi Calkins	271	1994-97
Wendy Braye	259	1994-97
Shamalene Wilson	262	1993-96
Shannan Mitchem	258	1989-92
Susan BATTERY	256	1990-93

#### AT BATS

Shamalene Wilson	846	1993-96
Kristy Hull	821	1995-98
Susan BATTERY	767	1990-93
Myssi Calkins	764	1994-97
Leslie Barton	695	1990-93
Christy Larsen	687	1988-91
Wendy Braye	686	1994-97

# recordbook

## RUNS

Shamalene Wilson	223	1993-96
Susan Buttery	170	1990-93
Myssi Calkins	166	1994-97
Kristy Hull	155	1995-98
Tiffany Daniels	148	1986-89
Leslie Barton	131	1990-93

## HITS

Shamalene Wilson	310	1993-96
Kristy Hull	155	1995-98
Myssi Calkins	253	1994-97
Susan Buttery	245	1990-93
Penny Siqueiros	219	1989-92
Leslie Barton	216	1990-93
Tiffany Daniels	198	1986-89

## DOUBLES

Wendy Braye	35	1994-97
Corrie Williams	28	1996-98
Lisa Davidson	27	1991-94
Cindy Lawton	25	1994-95
Misty Molin	25	1995-98
Christy Larsen	23	1988-90
Shamalene Wilson	23	1993-96

## TRIPLES

Shamalene Wilson	30	1993-96
Tiffany Daniels	21	1986-89
Lisa Davidson	19	1991-94
Leslie Barton	17	1990-93
Susan Buttery	16	1990-93

## HOME RUNS

Tiffany Daniels	24	1986-89
Lisa Davidson	19	1991-94
Shamalene Wilson	16	1993-96
Leslie Barton	14	1990-93
Susan Buttery	10	1990-93

## STOLEN BASES

Myssi Calkins	185	1994-97
Shamalene Wilson	161	1993-96
Leslie Barton	66	1990-93
Tiffany Daniels	61	1986-89
Kristy Hull	51	1995-98
Greta Bahn	41	1984-86

## BASES ON BALLS

Lisa Davidson	114	1991-94
Tiffany Daniels	92	1986-89
Kristy Hull	72	1995-98
Leslie Barton	70	1990-93
Windy Weltz	65	1994-97
Susan Buttery	64	1990-93

## RUNS BATTED IN

Leslie Barton	131	1990-93
Kristy Hull	114	1995-98
Shamalene Wilson	112	1993-96

Misty Molin	97	1995-98
Penny Siqueiros	110	1989-92
Tiffany Daniels	103	1986-89
Wendy Braye	92	1994-97

## BATTING AVERAGE

Shamalene Wilson	.366	1993-96
Cindy Lawton	.358	1994-95
Tiffany Daniels	.356	1986-89
Kristy Hull	.33	1995-98
Penny Siqueiros	.333	1989-92
Kristy Hull	.331	1995-97
Myssi Calkins	.331	1994-97

## PITCHING-CAREER RECORDS

### GAMES

Kristy Fuentes	125	1994-97
Debbie DeJohn	121	1987-90
Julie Larsen	113	1985-88
Christy Larsen	107	1988-91
Toni Gutierrez	104	1990-93

### INNINGS PITCHED

Debbie DeJohn	798	1987-90
Julie Larsen	759	1985-88
Kristy Fuentes	698.1	1994-97
Toni Gutierrez	651	1990-93
Christy Larsen	604	1988-91

### WINS

Debbie DeJohn	90	1987-90
Julie Larsen	85	1985-89
Christy Larsen	77	1988-91
Toni Gutierrez	74	1990-93
Kristy Fuentes	72	1994-97

### STRIKEOUTS

Julie Larsen	834	1985-88
Christy Larsen	758	1988-91
Toni Gutierrez	648	1990-93
Kristy Fuentes	501	1994-97
Tina Kyler	457	1984-85

### SHUTOUTS

Christy Larsen	52	1988-91
Toni Gutierrez	51	1990-93
Julie Larsen	50	1985-88
Debbie DeJohn	43	1987-90
Rebecca Aase	43	1991-94

### EARNED RUN AVERAGE

Shelley Berube	0.38	1984-85
Toni Gutierrez	0.47	1990-93
Tina Kyler	0.50	1984-85
Rebecca Aase	0.65	1991-93
Marla Looper	0.78	1993-94
Rebecca Aase	0.84	1991-94

## TEAM SEASON RECORDS

### VICTORIES

Most in a Season	63, 1992 (63-9)
------------------	-----------------

## STREAKS

Longest Winning Streak	32, 1985 (March 4th to March 26th)
Longest Losing Streak	6, 1989 (March 19th to March 25th)

## WINNING PERCENTAGE

Highest in Season	.875, 1984 and 1992
-------------------	---------------------

## SHUTOUTS

Fewest Times Shutout in Season	2, 1997 (65 Games), 2, 1995 (61 Games)
Most Times Shutout in Season	10, 1994
Longest Streak Without Being Shutout	46 (1984)
Most Recorded in Season	41, 1992
Most Consecutive	17, 1993
Consecutive Scoreless Innings Pitched	124 2/3, 1993

## HITTING

### RUNS

Most in Game	17 vs. FAMU, 1987
Most Allowed in Game	15 vs. Arizona, 1995
Largest Winning Margin	17 vs. FAMU, 1987
Largest Losing Margin	15 vs. Arizona, 1995
Most in Season	364, 1992
Most Allowed in Season	165, 1998

### HITS

Most in Season	628, 1995
Most Allowed in Season	442, 1998

### DOUBLES

Most in Season	67, 1995
Most Allowed in Season	69, 1998

### TRIPLES

Most in Season	33, 1994
Most Allowed in Season	23, 1994

### HOME RUNS

Most in Season	23, 1992
Most Allowed in Season	23, 1997

### RUNS BATTED IN

Most in Season	288, 1992
----------------	-----------

### BATTING AVERAGE

Highest in Season	.316, 1995 (628-1985)
Highest Allowed in Season	.242, 1998

### STOLEN BASES

Most in Season	160, 1996 (72 games)
Most Allowed in Season	53, 1991 (58 attempts)

## FIELDING

### PUTOUTS

Most in Season	1,488, 1998 (72 games)
----------------	------------------------

### ASSISTS

Most in Season	653, 1998 (73 games)
----------------	----------------------

### ERRORS

Most in Season	98, 1996 (72 games)
Most by Opponents in Season	155, 1995

### FIELDING PERCENTAGE

Highest in Season	.976, 1993 (61 games)
Highest in Season	.950, 1997 (64 games)

# record book

## PITCHING

### PITCHING APPEARANCES

Most in Season ..... 73, 1995

### INNINGS PITCHED

Most in Season ..... 514, 1991 (74 games)

Most by Opponents ..... 481, 1991 (74 games)

### NO-HITTERS

Most in Season ..... 8, 1986 (49 games)

### EARNED RUN AVERAGE

Lowest in Season ..... 0.37, 1984 (18 ER-339.2 IP)

Highest in Season ..... 1.68, 1998 (119 ER-496.0 IP)

## INDIVIDUAL SEASON RECORDS

Most Games Played: ..... Penny Siqueiros, 74, 1991  
 At Bats: ..... Susan Buttery, 240, 1992  
 Runs: ..... Shamalene Wilson, 72, 1996  
 Hits: ..... Shamalene Wilson, 92, 1996  
 Doubles: ..... Cindy Lawton, 16, 1995  
 Triples: ..... Tiffany Daniels, 11, 1987;  
    Shamalene Wilson, 11, 1995  
 Home Runs: ..... Tiffany Daniels, 10, 1987  
 RBI's: ..... Penny Siqueiros, 49, 1992  
 Walks: ..... Tiffany Daniels, 39, 1987  
 Strikeouts: ..... Leslie Barton, 42, 1991  
 Batting Average: ..... Shamalene Wilson, .402, 1996  
 Stolen Bases: ..... Shamalene Wilson, 69  
    (72 attempts), 1996  
 Sacrifices: ..... Shannon Mitchem, 25, 1992  
 Putouts: ..... Heather Feltmann, 480, 1994  
 Assists: ..... Cindy Lawton, 189, 1995  
 Errors: ..... Jesse McGregor, 34, 1996  
 Fielding Pct.: Julie Rice, 1.000 (320 chances), 1990

## PITCHING

Appearances: ..... Kristy Fuentes, 48, 1997  
 Games Started: ..... Kristy Fuentes, 41, 1997  
 Wins: ..... Toni Gutierrez, 35, 1992  
 Losses: ..... Kristy Fuentes, 10, 1997,  
    Renee Espinoza, 10, 1995  
 Runs (Most): ..... Stacy Venable, 68, 1998  
 Runs (Least): ..... Julie Larsen, 10, 1985;  
    Shelley Berube, 10, 1984;  
    Rebecca Aase, 10, 1994  
 Earned Runs (Most): ..... Kristy Fuentes, 51,  
    1995, 1997  
 Earned Runs (Least): ..... Toni Gutierrez, 1,  
    (in 50 innings) 1990  
 Hits (Most): ..... Kristy Fuentes, 214,  
    (in 310 innings) 1997  
 Walks (Most): ..... Kristy Fuentes, 83, 1997  
 Walks (Least): ..... Toni Gutierrez, 10, 1990  
 Strikeouts: ..... Christy Larsen, 307, 1991  
 Hit Batsmen: ..... Renee Espinoza, 18, 1996  
 Earned Run Average: ..... Toni Gutierrez, 0.14,  
    1990, (50 innings)  
 Most Doubles Allowed: ..... Kristy Fuentes, 36, 1997  
 Most Triples Allowed: ..... Rebecca Aase, 11, 1994  
 Most Home Runs Allowed: ..... K. Fuentes, S. Venable,  
    11, 1997  
 Most Consecutive Victories: ..... Rebecca Aase, 50,  
    Feb, 15, 1991 to April 24, 1993  
 Best Win Percentage: ..... 1.000 Rebecca Aase,  
    1992, (28-0)



# Year By Year Records

## 1978 (46-9)

OPPONENT	FSU OPP
Lake City CC	10 8
Florida A&M	15 3
Central CC	15 0
Florida A&M	11 1
Central CC	17 1
Central CC	17 3
Florida	6 2
Miami	18 1
Florida Int'l	5 2
West Palm JC	8 3
Florida	5 2
Florida Tech	3 8
Florida Tech	10 5
Florida	4 0
South Florida	4 5
Jacksonville	20 0
Jacksonville	6 0
Florida	10 1
Florida Tech	5 1
Flagler College	0 5
Florida Tech	0 4
Florida	1 0
Florida	4 0
Lake City CC	11 6
Lake City CC	10 2
South Florida	10 4
Lake City CC	1 0
Flagler College	12 11
Florida	8 2
Jacksonville	4 2
Jacksonville	2 1
South Florida	2 3
Stetson	9 1
Florida Int'l	4 3
Florida	8 1
Florida Tech	1 7
Florida	4 1
Florida	6 4
Stetson	11 0
South Florida	3 2
Florida Tech	10 9
Florida Tech	7 4
Auburn	4 2
Auburn	6 1
Armstrong St	4 0
Southern Miss	9 1
Delta State	4 5
Florida Int'l	3 0
Delta State	5 2
South Florida	3 6
Armstrong St	10 3
Delta State	8 3
South Florida	5 1
Florida	1 0
Florida	2 4

## 1979 (26-15)

OPPONENT	FSU OPP
Chipola CC	3 1
Florida A&M	11 1
Chipola CC	1 5

Chipola CC	6 7
Brevard CC	4 3
Brevard CC	14 0
Broward No CC	15 2
Dade South CC	1 2
Miami	3 1
Dade North CC	3 4
Jacksonville	10 0
Florida	0 2
Florida A&M	7 2
South Florida	6 2
Florida	1 4
South Florida	0 1
Lake City CC	3 1
Lake City CC	4 3
Florida A&M	5 0
Flagler College	8 10
Central Florida	8 1
Jacksonville	4 3
Lake City CC	1 4
Lake City CC	5 3
Lake City CC	0 2
Florida	0 5
Dade North CC	15 0
Lake City CC	0 7
Jacksonville	2 1
Jacksonville	10 3
Florida	2 0
Florida	1 2
Flagler College	14 2
Florida	3 2
South Florida	6 5
Florida	7 3

## 1980 (37-10)

OPPONENT	FSU OPP
N. Florida JC	1 2
N. Florida JC	5 4
Central Florida	5 1
Florida	0 2
Brevard CC	11 0
Brevard CC	4 1
Florida A&M	10 2
Florida JC	5 1
Flagler College	11 0
Lake City CC	6 5
Florida	5 4
Lake City CC	2 3
South Florida	1 0
South Florida	5 1
Central Florida	7 3
South Florida	8 9
Fl. Southern	9 3
Florida	3 5
Florida	5 4
Florida A&M	10 5
Stetson	14 2
Florida Int'l	11 1
Florida	4 2
Flagler College	5 2
Flagler College	17 4
Chipola CC	10 0
Lake City CC	1 3
Appalachian St	23 1
N. Kentucky	15 4
Florida	1 7
N.C. State	7 4
Florida	0 5

Chipola CC	11 3
Chipola CC	11 3
Miami	22 4
South Florida	11 1
Central Florida	3 2
Florida	3 2
N. Florida JC	4 2
N. Florida JC	2 1
Auburn	4 3
Auburn	4 3
W. GA College	3 0
Auburn	20 11
Florida	0 1
Auburn	10 3
Florida	0 4

## 1981 (54-7)

OPPONENT	FSU OPP
Chipola JC	12 0
Chipola JC	12 0
Auburn	5 1
East Carolina	9 2
Florida A&M	11 0
Florida	3 0
Florida	3 4
Florida	5 2
Lake City CC	4 3
Miami Dade N. JC	5 0
Miami	9 0
Broward Cen. CC	2 3
Palm Beach JC	4 0
Florida	5 0
South Florida	2 0
Florida Int'l	7 0
Flagler College	16 0
Flagler College	13 0
Edward Waters	21 2
Edward Waters	10 0
South Florida	7 5
Stetson	9 0
Florida Int'l	9 2
Florida	1 5
South Florida	5 1
Georgia Tech	12 2
Armstrong State	17 4
Lake City CC	16 2
Flagler College	11 2
Flagler College	5 0
Edward Waters	15 0
Edward Waters	8 0
Western Carolina	1 0
N.C. State	3 2
East Carolina	12 0
East Carolina	4 9
East Carolina	2 5
Florida A&M	7 1
Florida	5 1
Chipola JC	14 1
Chipola JC	15 1
Eckerd College	14 3
South Florida	5 1
Livingston St.	15 2
Georgia Southern	16 0
South Florida	9 5
South Florida	8 4
Western Carolina	13 9
N.C. State	4 3
East Carolina	12 3
North Carolina	4 1

## 1982 (56-10)

OPPONENT	FSU OPP
Florida A&M	13 4
Florida A&M	9 0
Chipola JC	15 0
Brevard JC	6 0
South Florida	3 0
Florida	3 0
Florida	6 5
Chipola JC	15 0
Chipola JC	8 2
South Florida	3 0
Florida	6 5
Mississippi	8 1
Valencia CC	15 0
Florida	2 4
Lake City CC	5 7
East Carolina	2 8
Florida A&M	12 11
Florida A&M	12 4
Georgia State	15 0
Georgia State	17 0
Wilmington Coll.	10 2
Jacksonville	11 8
Fort Valley St.	30 5
Pensacola JC	9 0
Jacksonville	1 3
Lake City CC	11 10
South Florida	0 6
Florida Int'l	8 7
Palm Beach JC	5 4
Florida	11 12
South Florida	16 9
Florida	8 1
Florida	6 1
Jacksonville	9 2
Florida	0 14
Georgia Southern	39 5
South Florida	16 14
Florida	15 4
Florida	2 3
Florida	2 11
Pensacola JC	9 3
Lake City CC	8 4
East Carolina	5 0
North Carolina	11 0
N. Kentucky	6 0
N.C. State	6 0
Chipola JC	15 0
Chipola JC	17 0
Florida	4 3
Florida A&M	19 5
Lake City CC	15 6
Lake City CC	7 6
Stetson	19 1
Florida Int'l	9 1
Florida	1 2
South Florida	6 5
Florida	5 1
Florida	9 8
Columbus College	12 0
Miss. U. of Women	10 1
South Florida	9 1
South Florida	1 1
South Florida	5 2
Georgia Southern	10 0
South Florida	17 2
UNC-Charlotte	19 4



Florida 9 4

**1983 (46-11)**

OPPONENT	FSU	OPP
West Florida	10	4
West Florida	10	9
Lake City CC	2	1
Lake City CC	3	4
West Florida	3	1
Jacksonville	5	2
Pensacola JC	3	2
Florida	5	1
Florida	5	0
Florida Atlantic	16	0
Florida Atlantic	10	4
Campbell College	19	2
East Carolina	14	8
Miami Dade N.	8	1
West Florida	17	4
Jacksonville	15	1
Lake City CC	3	1
Cleveland State	14	2
Cleveland State	2	0
Florida A&M	14	2
Florida A&M	7	6
South Florida	2	0
Florida Southern	8	0
Palm Beach JC	6	5
South Florida	4	2
Florida	3	2
South Florida	4	7
South Florida	9	0
Jacksonville	2	0
Jacksonville	4	2
Pensacola JC	2	1
East Carolina	0	2
East Carolina	5	4
UNC-Charlotte	12	0
N.C. State	7	1
Cleveland State	5	3
Northern KY	17	1
Jacksonville	0	1
Jacksonville	3	2
Florida A&M	10	0
Florida A&M	12	3
Lake City CC	0	2
Lake City CC	9	4
Stetson	14	0
West Florida	5	1
Florida	5	2
Florida	7	8
Florida	0	2
Northern KY	13	4
East Carolina	3	2
Florida	8	3
South Florida	2	11
South Florida	3	4

**1984 (41-5-2)**

OPPONENT	FSU	OPP
Florida A&M	12	0
Florida A&M	9	0
Stephen F. Austin	0	2
SW Louisiana	1	0
Louisiana Tech	0	0
Texas A&M	2	6
Baylor	2	3
NE Louisiana	0	0
Grambling	7	0
Grambling	4	0

Mississippi State	1	0
Mississippi State	6	2
Miss. U. of Women	3	0
Miss. U. of Women	6	2
Southern Miss	1	0
Southern Miss	1	0
St. Louis CC	15	0
East Central	8	0
East Central	10	0
St. Louis CC	11	1
Mississippi St.	5	0
George Mason	5	0
Florida A&M	10	0
Onondaga JC	4	1
Onondaga JC	10	0
Western Illinois	1	3
Western Illinois	3	1
Rider College	10	0
Rider College	4	0
Saginaw Valley	1	0
Saginaw Valley	7	2
East Carolina	2	0
East Carolina	3	0
North Carolina	1	0
North Carolina	5	0
Nicholls State	1	2
Southern Miss	3	0
Miss. U. of Women	2	1
Liberty Baptist	9	0
Davis & Elkins	9	0
Radford	8	0
Ohio State	5	2
North Carolina	3	1
Penn State	5	0
Florida A&M	11	1
Florida A&M	11	0
New Orleans	9	0
New Orleans	10	0

**1985 (50-12-2)**

OPPONENT	FSU	OPP
South Florida	2	1
South Florida	3	4
Florida A&M	3	0
Florida A&M	5	0
Susquehanna	11	0
Susquehanna	8	2
Louisiana Tech	0	0
McNeese State	0	4
Ball State	0	0
Missouri	0	1
Detroit	5	0
Detroit	6	1
Temple	2	0
Temple	3	0
Grambling	11	0
Grambling	10	0
Saginaw Valley	6	0
NE Louisiana	1	0
Grambling	7	0
Florida A&M	3	0
Quincy College	4	2
Quincy College	1	0
Onondaga CC	10	0
Onondaga CC	8	1
Western Illinois	1	0
Millikin	6	0
Michigan State	2	0
Michigan State	5	0
Bradley	2	0

Bradley	3	1
Furman	13	0
Stetson	2	1
Rutgers	4	0
Toledo	3	2
SW Missouri St	4	3
Ohio State	6	0
South Florida	2	1
Bradley	1	0
Ohio State	3	2
Ohio State	11	1
Brown	14	0
Brown	14	2
SW Missouri St	0	1
Stanford	9	1
Baylor	4	5
Utah State	0	2
New Mexico	3	2
Louisiana Tech	1	2
Texas A&M	1	2
NE Louisiana	10	1
Adelphi	0	2
Louisiana Tech	3	4
Georgia State	7	0
George Mason	5	0
Western Illinois	9	0
Florida A&M	1	0
Florida A&M	8	0
South Florida	2	1
South Florida	1	2
South Carolina	0	2
South Carolina	2	0
Stetson	4	1
South Florida	1	0
South Florida	1	0

**1986 (42-7)**

OPPONENT	FSU	OPP
West Florida	5	0
West Florida	6	0
South Florida	1	0
South Florida	2	1
Ball State	4	0
Ball State	3	2
Valparaiso	5	0
Valparaiso	2	0
Virginia	4	0
Virginia	1	2
Temple	7	0
Temple	2	0
Limestone	4	0
Limestone	1	0
Florida Southern	7	0
Florida Southern	2	0
Maine	1	0
Maine	10	0
Michigan State	2	0
Tennessee Tech	8	0
Tennessee Tech	11	1
Western Illinois	11	0
Toledo	4	0
Florida Southern	7	3
Rutgers	3	0
Nevada-Reno	8	1
Furman	3	2
Mississippi State	3	1
Western Illinois	4	6
Ohio	10	0
Ohio	5	1
Ohio State	8	0

Ohio State	3	2
Oklahoma State	3	2
Utah	2	6
Texas A&M	1	0
St. Mary's	2	1
Sam Houston	3	2
Oklahoma State	2	1
Arizona State	0	2
West Florida	3	0
West Florida	5	1
Furman	0	1
East Carolina	3	0
North Carolina	1	0
South Carolina	3	0
South Florida	3	0
Louisiana Tech	0	4
Louisiana Tech	0	1

**1987 (50-14)**

OPPONENT	FSU	OPP
Stetson	7	0
Stetson	3	4
Florida A&M	8	1
Florida A&M	6	3
UNC-Wilmington	3	1
UNC-Wilmington	2	0
Virginia	7	0
Virginia	2	5
Limestone	6	0
Limestone	11	0
Temple	0	1
Temple	6	3
East Carolina	10	0
East Carolina	2	1
Eastern Michigan	8	1
Bradley	2	0
Stetson	16	0
Temple	5	0
South Carolina	0	4
Rutgers	4	0
Winthrop	8	0
South Florida	3	7
South Carolina	0	2
Miami (Ohio)	3	0
Miami (Ohio)	3	2
Tennessee Tech	10	0
Kent State	16	0
Bowling Green	4	0
Southern Miss	13	3
Nicholls State	5	0
Furman	1	0
Toledo	0	3
Toledo	9	6
Toledo	8	1
Bowling Green	12	2
Bowling Green	3	1
Ohio	3	0
Ohio	6	2
West Florida	1	0
West Florida	4	0
Furman	8	2
South Florida	5	4
Nicholls State	5	1

George Mason	3	0
South Carolina	1	0
Louisiana Tech	2	1
Georgia State	4	1
South Florida	0	2
South Florida	1	0
South Carolina	1	3
South Carolina	0	1
South Carolina	2	1
Florida A&M	17	0
Florida A&M	7	1
Oklahoma	0	1
Oklahoma State	1	4
Baylor	10	0
Oklahoma	6	1
Baylor	8	1
Oklahoma State	2	0
Adelphi	1	0
Adelphi	3	1
Cal State-Fullerton	0	3
Central Michigan	0	1

**1988 (44-14)**

OPPONENT	FSU OPP	
West Florida	1	0
West Florida	1	0
Florida A&M	14	3
Florida A&M	11	0
Eastern Michigan	3	1
Eastern Michigan	4	3
Temple	3	0
Temple	2	0
North Carolina	4	2
North Carolina	8	4
Louisiana Tech	0	7
North Carolina	2	1
Eastern Michigan	7	4
South Florida	2	1
Virginia	4	0
Temple	4	3
Okl. City College	5	0
South Carolina	1	5
Central Michigan	6	2
Southern Illinois	5	1
Southern Illinois	1	2
Virginia	5	0
Virginia	7	1
Florida A&M	7	0
NE Louisiana	5	1
Maine	1	0
Northern Illinois	3	4
Miami (Ohio)	5	1
Furman	2	0
Eastern Illinois	2	1
Northrn Illinois	2	1
Eastern Illinois	3	2
Eastern Illinois	11	1
Ohio State	6	1
Ohio State	2	1
Italian Nat'l Team	4	3
Nicholls State	1	0
Nicholls State	2	1
Nicholls State	8	3

Utah	3	0
South Carolina	0	1
Utah	4	8
South Carolina	1	3
South Florida	8	5
South Florida	8	1
Florida A&M	3	0
Florida A&M	2	1
West Florida	5	3
West Florida	1	2
Kansas	2	1
Nebraska	0	3
Kansas	2	4
Nebraska	0	5
Creighton	4	0
Creighton	0	2
Georgia State	5	0
Georgia State	2	1
Texas A&M	0	1
Louisiana Tech	1	6

**1989 (39-14)**

OPPONENT	FSU OPP	
West Florida	3	2
West Florida	1	5
Florida A&M	11	0
Florida A&M	4	0
Eastern Michigan	2	0
Eastern Michigan	5	1
Temple	2	1
Temple	8	2
Virginia	4	2
Virginia	5	1
East Carolina	5	0
East Carolina	5	0
Missouri	6	0
Western Illinois	5	2
New Mexico	3	2
Temple	3	1
Nicholls State	3	1
Arizona State	3	7
Miami (Ohio)	3	4
Miami (Ohio)	0	1
Illinois State	2	0
Connecticut	3	0
Miami (Ohio)	5	0
Southern Illinois	4	2
SW Missouri St	14	0
Stetson	6	0
North Carolina	1	2
Northern Illinois	0	3
Northern Illinois	2	5
South Florida	4	2
South Florida	8	1
Florida A&M	3	0
Florida A&M	4	1
Nebraska	0	1
Kansas	3	2
Arizona State	3	2
Kansas	1	0
Nebraska	2	4
East Carolina	3	0
Furman	5	0
SW Louisiana	4	2
North Carolina	3	1
South Florida	2	0
Virginia	2	0
Nicholls State	2	0
West Florida	3	2
West Florida	3	0
Louisiana Tech	0	1

Nicholls State	1	0
Nicholls State	0	2
Louisiana Tech	0	1
South Carolina	1	2
Louisiana Tech	1	3

**1990 (48-16)**

OPPONENT	FSU OPP	
West Florida	1	0
West Florida	1	0
Florida A&M	6	2
Florida A&M	4	0
Eastern Michigan	1	0
Eastern Michigan	1	0
Michigan	1	0
Michigan	2	3
UNC-Wilmington	6	1
UNC-Wilmington	5	0
Indiana	1	2
Iowa	0	5
Central Michigan	1	0
South Florida	2	1
Maine	7	0
Oklahoma	0	1
Southern Illinois	4	0
Virginia	1	0
Virginia	5	0
Indiana	1	0
Indiana	2	0
Connecticut	1	3
Stetson	3	2
SW Louisiana	1	2
Oklahoma	3	2
Adelphi	4	0
Nebraska	2	1
Missouri	1	2
Missouri	1	2
Northern Iowa	0	1
Northern Iowa	4	2
Princeton	5	0
Princeton	6	0
Georgia State	2	0
Georgia State	8	0
Southern Miss	4	0
Georgia Tech	10	0
Wichita State	1	0
Austin Peay	5	1
Michigan State	2	0
Georgia State	0	1
South Florida	4	1
South Florida	2	0
Stephen F. Austin	5	2
Sam Houston	0	2
Oklahoma State	1	2
Texas A&M	3	1
Texas-Arlington	0	2
Southern Miss	11	0
North Carolina	1	0
East Carolina	7	2
South Carolina	0	2
South Carolina	3	0
Florida A&M	10	0
Florida A&M	2	0
West Florida	2	0
West Florida	6	0
Texas A&M	5	0
SW Louisiana	4	3
SW Louisiana	2	1
Fresno State	1	0
Oklahoma State	1	4
Nevada-Las Vegas	4	1
UCLA	0	3

**1991 (61-12)**

OPPONENT	FSU OPP	
California	0	4
New Mexico	9	1
UCLA	2	5
Sacramento State	4	0
Pacific	4	3
Arizona	0	8
Cal St.-Northridge	0	1
West Florida	4	3
West Florida	0	5
Georgia Southern	6	2
Georgia Southern	5	1
Florida A&M	8	0
Florida A&M	4	0
South Florida	2	0
South Florida	0	2
Ball State	5	0
Samford	2	1
Samford	6	0
Detroit	9	0
Western Illinois	2	1
Indiana	3	1
Winthrop	4	1
Eastern Michigan	1	0
Oklahoma	7	1
South Carolina	3	4
Connecticut	2	1
Connecticut	1	0
Virginia	9	1
Virginia	2	1
Creighton	3	2
Miami (Ohio)	0	8
East Carolina	13	0
Western Illinois	2	1
Rhode Island	6	0
Winthrop	2	0
Indiana	6	2
Bradley	2	0
Northern Iowa	3	1
Northern Iowa	2	1
Miami (Ohio)	0	8
Miami (Ohio)	5	1
Drexel	2	0
Drexel	7	1
Bowling Green	2	0
Bowling Green	9	0
Dayton	3	0
Toledo	1	0
Northwestern	2	0
South Florida	6	5
Samford	4	0
North Carolina	5	0
South Carolina	4	1
Notre Dame	7	0
South Florida	2	0
Winthrop	4	1
SW Louisiana	3	0
Georgia Southern	4	0
Georgia Southern	9	1
Florida A&M	7	1
Florida A&M	11	1
Virginia	1	2
Eastern Michigan	3	2
Virginia	0	2
West Florida	1	0
West Florida	7	0
Connecticut	2	0
Princeton	4	3
Massachusetts	2	0

SW Louisiana	1	0
Oklahoma State	2	0
Oklahoma State	4	3
UCLA	0	1
Nevada-Las Vegas	3	1
Fresno State	0	3

**1992 (63-9)**

OPPONENT	FSU	OPP
Samford	10	0
Samford	7	0
Florida A&M	12	0
Florida A&M	10	0
West Florida	2	0
West Florida	2	0
Georgia Southern	8	0
Georgia Southern	13	3
Northwestern	10	0
Northwestern	1	0
Ball State	2	0
Ball State	9	0
South Florida	5	1
South Florida	3	0
Robert Morris	1	0
Robert Morris	14	1
Adelphi	12	2
Penn State	7	0
Virginia	10	0
Samford	4	3
Hofstra	14	4
North Carolina	12	1
Oklahoma City	2	1
Rutgers	1	0
Rutgers	8	4
Virginia	0	1
Virginia	5	2
Miami (Ohio)	0	2
Northern Iowa	2	0
Bradley	3	2
Princeton	7	0
Bowling Green	4	0
Adelphi	5	0
South Florida	1	0
Kent State	6	0
Princeton	2	1
Drexel	3	0
Drexel	4	0
Kent State	2	1
Kent State	8	0
Cal-State Fullerton	4	5
Missouri	1	2
Ohio State	1	0
Arizona	0	2
Illinois State	7	2
Oklahoma State	0	3
Georgia Southern	6	0
Georgia Southern	2	0
Florida A&M	7	0
Florida A&M	6	0
UNC-Wilmington	7	1
North Carolina	0	1
Winthrop	3	1
Georgia Tech	10	0
East Carolina	5	2
South Carolina	3	2
Georgia Tech	6	0
North Carolina	11	0
Virginia	11	1
South Carolina	2	0
South Carolina	6	0
South Carolina	2	0

West Florida	6	0
West Florida	11	2
Connecticut	1	0
Massachusetts	3	1
Connecticut	4	3
SW Louisiana	1	0
Nevada-Las Vegas	4	0
SW Louisiana	1	0
California	0	3
Massachusetts	2	4

**1993 (52-9)**

OPPONENT	FSU	OPP
Samford	3	1
Samford	3	1
West Florida	6	1
West Florida	3	1
Florida A&M	7	0
Mercer	5	0
Mercer	7	0
South Florida	10	0
South Florida	7	0
Georgia Tech	3	0
Georgia Tech	2	0
Florida A&M	10	0
Central Michigan	5	0
Georgia Southern	6	0
Hofstra	6	0
Iowa	3	0
Connecticut	1	0
Connecticut	8	0
Northern Iowa	7	0
Drake	6	0
Georgia State	1	0
SW Louisiana	1	2
Rhode Island	10	0
Eastern Illinois	7	2
Virginia	7	0
Southern Illinois	1	0
SW Louisiana	2	1
Toledo	11	0
Toledo	4	0
Fresno State	1	2
Cal Poly Pomona	1	0
Minnesota	3	1
Utah	2	3
Cal State-Fullerton	4	1
Florida A&M	10	0
Florida A&M	4	1
UNC-Wilmington	12	0
Virginia	3	2
Coastal Carolina	8	0
Hofstra	10	2
Coastal Carolina	9	1
East Carolina	13	0
Georgia Tech	12	0
Virginia	0	1
Georgia Tech	11	0
Virginia	2	0
Virginia	4	2
South Carolina	4	6
South Carolina	7	0
South Carolina	8	0
South Carolina	1	4
Connecticut	1	4
South Florida	1	0
Massachusetts	5	0
West Florida	5	0
West Florida	7	0
Kansas	0	1
Iowa	5	3
Kansas	5	0

Kansas	2	1
Oklahoma State	2	5
Connecticut	1	2

**1994 (50-19)**

OPPONENT	FSU	OPP
Mercer	9	3
Mercer	6	0
NC-Charlotte	4	0
NC-Charlotte	7	1
Georgia Southern	10	1
Georgia Southern	8	0
West Florida	10	0
West Florida	5	0
Florida A&M	3	0
Stetson	7	0
Stetson	5	0
Mercer	6	0
Mercer	5	0
Florida A&M	8	0
South Carolina	2	3
South Carolina	3	1
Georgia Tech	6	1
Georgia Tech	2	1
Robert Morris	0	1
Illinois-Chicago	3	0
Penn State	6	2
UCLA	0	3
Notre Dame	3	0
Virginia	7	0
Oklahoma State	0	1
Northern Illinois	3	0
Northern Illinois	1	0
Texas A&M	3	7
Virginia	4	3
Princeton	2	1
Indiana	3	2
Louisiana Tech	2	0
Iowa State	3	2
Eastern Michigan	1	0
Eastern Illinois	9	0
Illinois State	2	3
Kansas	2	4
Northwestern	2	8
Cal State-Fullerton	0	7
SW Louisiana	3	12
Oklahoma State	0	1
Utah State	5	3
Hofstra	3	2
Hofstra	4	3
Florida A&M	7	0
North Carolina	5	1
North Carolina	6	2
UNC-Wilmington	5	0
NC-Charlotte	8	1
East Carolina	0	1
Georgia Tech	11	0
Virginia	9	4
North Carolina	0	1
Virginia	8	0
Virginia	4	5
Florida A&M	8	0
Georgia Tech	2	1
Virginia	0	2
North Carolina	6	5
Virginia	1	0
Virginia	0	3
West Florida	1	4
West Florida	8	0
Connecticut	4	1
South Florida	2	0

South Florida	4	2
South Florida	6	5
Oklahoma	1	3
Providence	0	4

**1995 (58-15)**

OPPONENT	FSU	OPP
Stetson	8	0
Stetson	2	0
Oklahoma St.	1	5
Cal-St. Fullerton	5	9
Oregon	3	2
New Mexico St.	4	0
Illinois St.	10	2
Arizona	1	7
Troy State	3	1
Troy State	3	0
Georgia Tech	9	4
Georgia Tech	10	1
UNC-Charlotte	6	0
UNC-Charlotte	8	0
Mercer	3	0
Mercer	10	2
North Carolina	6	3
North Carolina	3	1
Marshall	8	0
Marshall	7	0
Indiana State	8	0
Illinois-Chicago	1	3
Iowa	0	4
Robert Morris	3	0
North Carolina	8	2
Yale	11	1
Virginia	2	1
Oklahoma State	7	4
Illinois-Chicago	1	0
Virginia	3	2
Virginia	3	0
Samford	14	0
Miami (OH)	9	1
Michigan	1	2
Northern Illinois	3	0
Illinois-Chicago	3	0
Iowa State	2	0
Michigan	0	5
Massachusetts	5	4
Massachusetts	4	3
South Carolina	1	2
South Carolina	2	3
Hofstra	5	1
South Carolina	3	6
Hofstra	8	2
Florida A&M	8	0
South Florida	4	0
South Florida	3	4
Florida A&M	9	0
Florida A&M	10	0
Campbell	4	0
North Carolina	15	0
East Carolina	10	2
Campbell	7	1

East Carolina	4	3
North Carolina	2	1
Florida A&M	6	0
West Florida	8	0
West Florida	3	2
North Carolina	4	0
Georgia Tech	2	1
Georgia Tech	5	2
West Florida	9	3
West Florida	3	0
South Florida	0	3
South Carolina	5	4
Massachusetts	0	8
South Carolina	6	0
Massachusetts	2	0
Nebraska	1	6
Ohio	2	0
Nebraska	6	2
Arizona	0	15

**1996 (51-21)**

OPPONENT	FSU OPP
Mercer	4 1
Mercer	5 2
West Florida	8 0
West Florida	8 0
Georgia Southern	2 1
Georgia Southern	5 0
UNLV	2 3
Washington	6 13
Arizona	4 8
Illinois State	4 1
Utah State	6 5
Cal State Fullerton	11 12
Stetson	1 0
Stetson	6 2
FAMU	8 0
Washington	1 3
Massachusetts	4 1
Long Beach State	1 2
Oregon	1 0
Cal State Northridge	1 2
UNC-Charlotte	7 1
UNC-Charlotte	6 0
Troy State	5 2
Troy State	1 2
East Carolina	2 1
UT-Chattanooga	5 2
Ball State	4 2
Penn State	4 3
Indiana	3 1
Michigan State	6 2
UCLA	0 4
Notre Dame	0 1
Drake	1 0
Ohio State	0 1
Southern Illinois	3 4
Eastern Michigan	7 0
Massachusetts	3 1
Michigan	1 6
Connecticut	3 0

Connecticut	6	0
Bradley	4	1
Bradley	7	2
Georgia Tech	2	0
Georgia Tech	1	3
FAMU	7	2
FAMU	13	0
FAMU	4	0
Virginia	8	0
Virginia	5	4
Maryland	4	0
Maryland	6	2
North Carolina	2	3
North Carolina	4	5
Campbell	6	1
Florida Atlantic	0	1
South Carolina	4	2
North Carolina	2	0
Maryland	8	0
Georgia Tech	5	4
Maryland	3	0
North Carolina	3	1
West Florida	6	0
West Florida	10	0
South Florida	1	0
South Florida	1	4
South Carolina	5	1
South Carolina	3	5
South Carolina	2	1
South Florida	3	1
Arizona	6	9
South Florida	6	0
Arizona	3	10

**1997 (45-19-1)**

OPPONENT	FSU OPP
Georgia Southern	8 0
Georgia Southern	5 3
Florida A&M	7 0
Nebraska	2 1
Fresno State	0 2
Oregon	1 6
Utah	2 6
Ohio State	7 2
Cal State Fullerton	4 2
Florida	1 3
Florida	8 1
Mercer	1 0
Mercer	5 1
Florida A&M	8 0
Northwestern	2 0
Washington	3 8
Oklahoma	2 1
UConn	10 3
Louisiana Tech	2 6
Ball State	4 0
East Carolina	10 0
Michigan State	2 6
Hofstra	1 2
Arkansas	4 0
Indiana	3 2
Iowa	1 7
Miami (OH)	2 1
Louisiana Tech	2 3
Wisconsin	3 12
UT-Chattanooga	3 1
UConn	2 1

Bradley	4	0
Eastern Michigan	5	1
UConn	0	1
UConn	8	2
Georgia Tech	5	1
Georgia Tech	8	5
Maryland	1	0
Maryland	3	0
Youngstown State	8	2
Youngstown State	6	3
Troy State	3	2
Troy State	1	1
Florida A&M	1	2
Virginia	8	0
Virginia	3	6
North Carolina	6	0
North Carolina	12	4
Florida Atlantic	5	1
Campbell	4	1
Coastal Carolina	12	2
Coastal Carolina	2	1
Florida Atlantic	4	0
North Carolina	5	4
Maryland	4	3
Maryland	1	2
Florida A&M	7	0
UNC Charlotte	6	1
UNC Charlotte	3	1
Alabama	2	0
Alabama	5	6
Auburn	2	0
Auburn	1	2
South Florida	3	4
South Florida	1	3

**1998 (51-21)**

OPPONENT	FSU OPP
Mercer	5 1
Mercer	9 1
Georgia Southern	6 2
Georgia Southern	3 1
Oregon	0 2
Purdue	8 1
Washington	1 0
Fresno State	2 1
West Florida	9 3
West Florida	10 6
Florida A&M	4 2
Florida A&M	6 0
Troy State	0 5
Troy State	5 4
Indiana	3 2
Arizona State	1 6
UMass	4 0
Cal State-Northridge	3 4
South Carolina	0 3
Cal State-Berkley	1 4
Georgia	6 5
Illinois-Chicago	1 3
Central Michigan	10 1
Purdue	5 4
Missouri	1 3
Alabama	4 1
Texas	1 9
UNC-Charlotte	4 1
UNC-Charlotte	4 1
Miami-Ohio	1 4

Miami-Ohio	1	3
Purdue	0	1
Northern Iowa	3	0
Louisiana State	4	2
Eastern Michigan	4	2
Robert Morris	4	1
Penn State	3	0
Central Michigan	11	4
Mississippi	4	2
Umass	1	0
Connecticut	6	4
Connecticut	9	0
North Carolina	3	2
North Carolina	7	6
Youngstown State	1	0
Youngstown State	10	2
Wright State	8	3
Georgia State	8	0
Indiana State	6	1
Utah	2	1
Utah	1	4
West Florida	2	1
West Florida	5	3
Georgia Tech	3	2
Georgia Tech	4	1
Florida	3	8
Florida	5	3
Florida A&M	1	3
Auburn	5	1
Auburn	8	3
Florida A&M	4	1
Virginia	1	4
Virginia	0	3
Maryland	3	5
Maryland	9	1
Maryland	1	0
Virginia	10	0
Virginia	2	1
South Florida	2	1
South Florida	2	3
Oklahoma State	0	4
Stanford	0	1



## 1999 TOURNAMENT SCHEDULE

### Arizona State Coke Classic

Feb. 12-14 • Phoenix, AZ

2/12	FSU vs. Utah State	1:00 P.M.
2/12	Utah vs. FSU	3:00 P.M.
2/13	Cal vs. FSU	11:00 P.M.
2/13	Nebraska vs. FSU	1:00 P.M.
2/14	UNLV vs. FSU	10:00 A.M.

### NFCA Leadoff Classic

Feb. 26-28 • Columbus, GA

2/26	Colorado State vs. FSU	2:30 P.M.
2/26	FSU vs. Nebraska	5:00 P.M.
2/27	DePaul vs. FSU	12:30 P.M.
2/28	Bracket Play	

### The USF Speedline Invitational

March 4-7 • Tampa, FL

3/4	Mississippi State vs. FSU	2:00 P.M.
3/4	FSU vs. Hofstra	8:00 P.M.
3/5	FSU vs. Michigan	3:00 P.M.
3/5	FAU vs. FSU	7:00 P.M.
3/6	Georgia vs. FSU	2:00 P.M.
3/6	Bracket Play	

### Tallahassee Democrat FSU Invitational

March 12-14 • Tallahassee, FL

3/12	FSU vs. W. Illinois	5:00 P.M.
3/12	FSU vs. Toledo	7:00 P.M.
3/13	FSU vs. Furman	12:00 P.M.
3/13	Bracket Play	
3/14	Bracket Play	

### Seminole Classic

March 27-28 • Tallahassee, FL

3/27	FSU vs. Michigan State	12:00 P.M.
3/27	FSU vs. Troy State	2:00 P.M.
3/28	FSU vs. Michigan State	1:00 P.M.
3/28	FSU vs. Troy State	3:00 P.M.

### Tar Heel Invitational

April 10-11 • Chapel Hill, NC

4/10	FSU vs. FAU	9:00 A.M.
4/10	FSU vs. Southern Miss	3:00 P.M.
4/10	UNC-Charlotte vs. FSU	5:00 P.M.
4/11	FSU vs. FIU	9:00 A.M.
4/11	Bracket Play	



## THE LADY SEMINOLES



### 1999 SOFTBALL SCHEDULE

DATE	OPPONENT	TIME		TIME
Sat., 2/6	@ Georgia Southern	1:00 & 3:00 pm	Wed., 3/24	Maryland*
Tue., 2/9	@ Florida A&M	6:00 pm	Sat.-Sun., 3/27-28	Seminole Classic (with FSU, Michigan St., Troy St.)
Fri.-Sun., 2/12-14	@ Arizona State Classic	All Day	Thu., 4/1	@ Florida A&M
Fri., 2/19	Mercer	3:00 & 4:30 pm	Sat., 4/3	@ Georgia Tech*
Sat., 2/20	Florida A&M	1:00 pm	Sun., 4/4	@ Georgia
Tue., 2/23	@ Auburn	2:00 & 4:00 pm	Wed., 4/7	@ Florida
Fri.-Sun., 2/26-28	@ NFCA Leadoff Classic Columbus, GA	All Day	Fri., 4/9	@ North Carolina*
Mon., 3/1	Campbell	4:00 & 5:30 pm	Sat.-Sun., 4/10-11	@ UNC Tar Heel Invitational
Thu.-Sun., 3/4-7	@ USF Speedline Invitational	All Day	Wed., 4/14	Florida A&M
Wed., 3/10	Miami of Ohio	5:30 & 7:00 pm	Sat., 4/17	Florida International
Fri.-Sun., 3/12-14	Tallahassee Democrat Florida State Invitational	All Day	Tue., 5/4	@ UNC-Charlotte
Tue., 3/16	Massachusetts	5:30 & 7:00 pm	Thu., 5/6	South Florida
Thu., 3/18	Virginia*	5:30 & 7:00 pm	Fri.-Sun., 5/14-16	ACC Tournament
Mon., 3/22	Minnesota	5:30 & 7:00 pm	Fri.-Sat., 5/21-22	@ NCAA Regionals
			Thu.-Mon., 5/27-31	@ NCAA College World Series Oklahoma City
				5:30 & 7:00 pm
				All Day
				6:00 pm
				1:00 & 3:00 pm
				1:00 & 3:00 pm
				4:00 & 6:00 pm
				2:00 & 4:00 pm
				All Day
				6:00 pm
				1:00 & 3:00 pm
				3:00 & 4:30 pm
				5:30 & 7:00 pm
				All Day
				All Day
				All Day

\* All Game Times are Eastern Standard Time • All home games are in bold and will be played at the Seminole Softball Complex • denotes Atlantic Coast Conference opponent