

This is the ACC



The Tradition

Consistency. It's the mark of true excellence in any endeavor. However, in today's intercollegiate athletics, competition has become so balanced and so competitive that it is virtually impossible to maintain a high level of consistency.

Yet the Atlantic Coast Conference has defied the odds. Now in its 50th year of competition, the ACC has long enjoyed the reputation as one of the strongest and most competitive intercollegiate conferences in the nation. And that is not mere conjecture, the numbers support it.

Since the league's inception in 1953, ACC schools have captured 85 national championships, including 43 in women's competition and 42 in men's. In addition, 120 men and 31 women have earned the coveted title of NCAA champion.

By the Numbers

NCAA Championship Team Participation

1997-1998	85
1998-1999	76
1999-2000	85
2000-2001	96
2001-2002	97
Total	439

ACC Record in NCAA Championships

1997-1998	77-58-0 .570
1998-1999	76-51-1 .597
1999-2000	79-54-2 .593
2000-2001	73-56-0 .566
2001-2002	94-57-1 .622
Total	399-276-4 .591

Top 10 Appearances in Final National Polls

1997-1998	19
1998-1999	28
1999-2000	35
2000-2001	27
2001-2002	36
Total	145

In the last five seasons...

... ACC teams have won 16 national team championships.

...34 ACC student-athletes have captured NCAA individual titles.

2001-02 in Review

The 2001-02 academic year concluded with the league pocketing three more national team titles and six individual NCAA crowns. In all the ACC has won 42 national team titles over the last 12 years.

The ACC's 2001-02 national champions were North Carolina in men's soccer, Maryland in men's basketball and Duke in women's golf. Overall, 97 ACC teams took part in post-season play compiling a 94-57-1 (.622) record.

A total of 188 student-athletes from the ACC earned first, second or third-team All-America honors this past year. In addition the ACC produced eight national Players of the Year, two national Rookies of the Year and eight national Coach of the Year recipients.

The ACC placed at least one team in the top 10 nationally in 15 of the 25 sports sponsored by the league. In all, 36 ACC teams finished their season with a top 10 ranking.

For the 2001-2002 campaign, all nine ACC schools finished in the Top 50 of the final Sears Directors' Cup ranking. At least six of the nine ACC schools have been positioned in the final Top 50 of the ranking since the inception of the award in the 1993-94 academic year. The Sears' Directors Cup, awarded annually by the National Association of Collegiate Directors of Athletics (NACDA), honors the top institution maintaining a broad-based athletic program, achieving success in many sports

The ACC Academic Honor Roll record was broken for the 17th-straight year in 2001-2002 as 1,731 student-athletes were recognized for their work in the classroom.

The Championships

The conference will conduct championship competition in 25 sports during the 2002-2003 academic year - 12 for men and 13 for women.

The first ACC championship was held in swimming on February 25, 1954. The conference did not conduct championships in cross country, wrestling or tennis during the first year.

The 12 sports for men include football, cross country, soccer, basketball, swimming, indoor and outdoor track, wrestling, baseball, tennis, golf and lacrosse. Fencing, which was started in 1971, was discontinued in 1981.

Women's sports were initiated in 1977 with the first championship meet being held in tennis at Wake Forest University.

Championships for women are currently conducted in cross country, volleyball, field hockey, soccer, basketball, swimming, indoor and outdoor track, tennis, golf, lacrosse, softball and rowing.

A History

The Atlantic Coast Conference was founded on May 8, 1953, at the Sedgefield Inn near Greensboro, N.C., with seven charter members - Clemson, Duke, Maryland, North Carolina, North Carolina State, South Carolina and Wake Forest - drawing up the conference bylaws.

The withdrawal of seven schools from the Southern Conference came early on the morning of May 8, 1953, during the Southern Conference's annual spring meeting. On June 14, 1953, the seven members met in Raleigh, N.C., where a set of bylaws was adopted and the name became officially the Atlantic Coast Conference.

Suggestions from fans for the name of the new conference appeared in the region's newspapers prior to the meeting in Raleigh. Some of the names suggested were: Dixie, Mid South, Mid Atlantic, East Coast, Seaboard, Colonial, Tobacco, Blue-Gray, Piedmont, Southern Seven and the Shoreline.

Duke's Eddie Cameron recommended that the name of the conference be the Atlantic Coast Conference, and the motion was passed unanimously. The meeting concluded with each member institution assessed \$200.00 to pay for Conference expenses.

On December 4, 1953, conference officials met again at Sedgefield and officially admitted the University of Virginia as the league's eighth member. The first, and only, withdrawal of a school from the ACC came on June 30, 1971, when the University of South Carolina tendered its resignation.

The ACC operated with seven members until April 3, 1978, when the Georgia Institute of Technology was admitted. The Atlanta school had withdrawn from the Southeastern Conference in January of 1964.

The ACC expanded to nine members on July 1, 1991, with the addition of Florida State University.

Review and Honors

2002 ACC Play

ACC Tournament

May 10-12, 2002 (Tallahassee, FL)

Friday

#4 North Carolina d. #5 Virginia 6-0
 #2 Georgia Tech d. #3 Maryland 1-0
 #1 Florida State d. #4 North Carolina 3-2

Saturday

Virginia d. Maryland 4-1
 Georgia Tech d. Florida State 2-0
 North Carolina d. Virginia 2-1
 North Carolina d. Florida State 5-2

Sunday

Georgia Tech d. North Carolina 6-2

All-ACC Softball Team

Florida State (4): Kimmy Carter, Leslie Malerich, Brandi Stuart, Jessica van der Linden. North Carolina (3): Natalie Anter, Quinn Porter, Tiffany Tolleson. Georgia Tech (2): Tara Knudsen, Lindsay Wood. Virginia (2): Kristen Dennis, Ruby Rojas. Maryland (1): Samantha Sweeney.

All-ACC Tournament Team

Georgia Tech (4): Katie Donovan, Soraya Reddick, Jessica Sallinger, Lindsay Wood. North Carolina (4): Natalie Anter, Rosie Gustavson, Kelly Ramsey, Shannon Walsh. Florida State (2): Brandi Stuart, Jessica van der Linden. Virginia (1): Kristen Dennis. Maryland (1): Amanda Bettker.

MVP: Jessica Sallinger (Georgia Tech)

2002 Conference Standings

Team	W	L	T	Pct.
Florida State	6	0	0	1.000
Georgia Tech	6	2	0	.750
Maryland	2	3	0	.400
North Carolina	2	6	0	.250
Virginia	1	6	0	.167






2002 Overall Standings

Team	W	L	T	Pct.
Georgia Tech	52	18	0	.743
Florida State	55	20	0	.733
Virginia	45	22	0	.672
Maryland	31	21	0	.596
North Carolina	34	30	0	.531






Florida State's ACC 50th Anniversary Team Members

Rebecca Aase, (91-94)	Dana Bailey, (96-99)
Leslie Barton, (90-93)	Serita Brooks, (00-01)
Susan Buttery, (90-93)	Myssi Calkins, (94-97)
Kimmy Carter, (99-01)	Danielle Cox, (98-99)
Lisa Davidson, (91-94)	Renee Espinoza, (95-96)
Kristy Fuentes, (94-97)	Toni Gutierrez, (90-93)
Kristy Hull, (95-98)	Cindy Lawton, (94-95)
Marla Looper, (93-94)	Leslie Malerich, (99-01)
Shannon Mitchem, (89-92)	Misty Molin, (95-98)
Penny Siqueiros, (89-92)	Brandi Stuart, (00-01)
Jessica van der Linden, (01)	Stacy Venable, (97-99)
Jen White-Stokes, (98-01)	Shamalene Wilson, (93-95)






All-Time ACC Wins

 Florida State	65
 N. Carolina	41
 Virginia	34
 Georgia Tech	25
 Maryland	21


WCWS Appearances

 Florida State	6
 Georgia Tech	0
 Maryland	0
 N. Carolina	0
 Virginia	0






NCAA Tournaments

 Florida State	15
 Georgia Tech	1
 Maryland	1
 N. Carolina	1
 Virginia	0

ACC Championships

 Florida State	8
 Georgia Tech	1
 Maryland	1
 N. Carolina	1
 Virginia	1

All-Americans Since 1992

 Florida State	14
 N. Carolina	4
 Virginia	3
 Georgia Tech	2
 Maryland	1



SILVER MOMENTS

Two-Time AIAW National Champions



Before FSU made the switch to fast pitch softball, JoAnne Graf's squads dominated the slow pitch game as evidenced by back-to-back National Titles in 1981 and 1982. Not only did Graf's teams win National Titles, but they went to the national tournament three straight seasons, won five consecutive state titles and saw five players earn All-American honors.

ANNUAL ACC SOFTBALL CHAMPIONS

YEAR	CHAMPION	HEAD COACH	RUNNERUP	SITE
1992	Florida State	Dr. JoAnne Graf	Virginia	Tallahassee, Fla.
1993	Florida State	Dr. JoAnne Graf	Virginia	Tallahassee, Fla.
1994	Virginia	Peggy Kellers	Florida State	Tallahassee, Fla.
1995	Florida State	Dr. JoAnne Graf	Georgia Tech	Tallahassee, Fla.
1996	Florida State	Dr. JoAnne Graf	North Carolina	Raleigh, N.C.
1997	FSU/Maryland	Graf/LaMandre		Marietta, Ga.
1998	Florida State	Dr. JoAnne Graf	Virginia	Tallahassee, Fla.
1999	Florida State	Dr. JoAnne Graf	Virginia	Tallahassee, Fla.
2000	Florida State	Dr. JoAnne Graf	Virginia	Tallahassee, Fla.
2001	North Carolina	Donna Papa	Florida State	Raleigh, N.C.
2002	Georgia Tech	Kate Madden	North Carolina	Tallahassee, FL



ATLANTIC COAST CONFERENCE HONORS

YEAR	PLAYER OF THE YEAR	COACH OF THE YEAR	ROOKIE OF THE YEAR	TOURNEY MVP
1992	Toni Gutierrez, FSU	Dr. JoAnne Graf, FSU	Stephanie Weitman, GAT	Susan Buttery, FSU
1993	Eileen Schmidt, UVA	Dr. JoAnne Graf, FSU	Shamalene Wilson, FSU	Lisa Davidson, FSU
1994	Beverly Smith, UNC	Peggy Kellers, UVA	Laura Williams, GAT	Michelle Collins, UVA
1995	Cindy Lawton, FSU	Regina Tomaselli, GAT	Kristy Hull, FSU	Cindy Lawton, FSU
1996	Shamalene Wilson, FSU	Donna Papa, UNC	Kelly Shipman, MD	Renee Espinoza, FSU
1997	Laura Williams, GAT	Dr. JoAnne Graf, FSU	Anne Knobbe, GAT	Kristy Fuentes, FSU Kelly Shipman, MD
1998	Brandy Arthur, UNC	Donna Papa, UNC	Radara McHugh, UNC	Stacy Venable, FSU
1999	Kelly Shipman, MD	Gina LaMandre, MD	Kristen Dennis, UVA	Danielle Cox, FSU
2000	Michelle Semmes, UNC	Donna Papa, UNC	Ruby Rojas, Virginia	Leslie Malerich, FSU
2001	Leslie Malerich, FSU	Dr. JoAnne Graf, FSU	Jessica van der Linden, FSU	Radara McHugh, UNC
2002	Kristen Dennis, UVA	Kate Madden, GAT	Jessica Sallinger, GAT	Jessica Sallinger, GAT



SILVER MOMENTS



ACC Dominance

A big part of coach Graf's legacy is the program's dominance in the Atlantic Coast Conference. Starting with their first championship in 1992, Florida State has won twice as many ACC titles (8) as the rest of the conference combined and the Seminoles have won the regular season championship nine times in 11 years. No other ACC program has ever gone through their regular season conference schedule undefeated yet FSU has done it three times. The Tribe is the only ACC school to ever go to the Women's College World Series and they have done that on six occasions. FSU's 14 All-Americans are more than the rest of the ACC combined and the Seminoles have won 24 more ACC games than their nearest competitor.

Postseason Play

1986 South Regional

Ruston, Louisiana

Opponent	FSU OPP	W-L
Louisiana Tech	0 4	L
Louisiana Tech	0 1	L

National Finish - 9th

1987 South Regional

Tallahassee, Florida

Opponent	FSU OPP	W-L
Adelphi	1 0	W
Adelphi	3 1	W

College World Series

Opponent	FSU OPP	W-L
Cal-State Fullerton	0 4	L
Central Michigan	0 1	L

National Finish - 7th

1988 South Regional

Ruston, Louisiana

Opponent	FSU OPP	W-L
Texas A&M	0 1	L
Louisiana Tech	1 6	L

National Finish - 9th

1989 South Regional

Tallahassee, Florida

OPPONENT	FSU OPP	W-L
South Carolina	1 2	L
Louisiana Tech	1 3	L

National Finish - 9th

1990 South Regional

Lafayette, Louisiana

OPPONENT	FSU OPP	W-L
Texas A&M	5 0	W
SW Louisiana	4 3	W
SW Louisiana	2 1	W

College World Series

OPPONENT	FSU OPP	W-L
Fresno State	1 0	W
Oklahoma State	1 4	L
Nevada-Las Vegas	4 1	W
UCLA	1 3	L

National Finish - T3rd

1991 South Regional

Lafayette, Louisiana

OPPONENT	FSU OPP	W-L
SW Louisiana	1 0	W
Oklahoma State	2 0	W
Oklahoma State	4 3	W

College World Series

OPPONENT	FSU OPP	W-L
UCLA	0 1	L
UNLV	1 0	W
Fresno State	0 3	L

National Finish - 5th

1992 South Regional

Lafayette, Louisiana

OPPONENT	FSU OPP	W-L
SW Louisiana	1 0	W
UNLV	4 0	W
SW Louisiana	1 0	W

College World Series

OPPONENT	FSU OPP	W-L
California	0 3	L
UMASS	2 4	L

National Finish - 7th

1993 South Regional

Tallahassee, Florida

OPPONENT	FSU OPP	W-L
Kansas	0 1	L
Iowa	5 3	W
Kansas	5 0	W
Kansas	2 1	W

College World Series

OPPONENT	FSU OPP	W-L
Oklahoma State	2 5	L
Connecticut	1 2	L

National Finish - 7th

1994 South Regional

Stillwater, Oklahoma

OPPONENT	FSU OPP	W-L
Oklahoma	1 3	L
Providence	1 2	L

National Finish - 9th

1995 West Regional

Tucson, Arizona

OPPONENT	FSU OPP	W-L
Nebraska	1 6	L
Ohio	2 0	W
Nebraska	6 2	W
Arizona	0 15	L

National Finish - 9th

Final Ranking - 11th

1996 South Regional

Tallahassee, Florida

OPPONENT	FSU OPP	W-L
South Florida	3 1	W
Arizona	6 9	L
South Florida	6 0	W
Arizona	3 10	L

National Finish - 9th

Final Ranking - 13th

1998 Midwest Regional

Stillwater, Oklahoma

OPPONENT	FSU OPP	W-L
Oklahoma State	0 4	L
Stanford	0 1	L

National Finish - 9th
Final Ranking - 17th

2000 West Regional

Los Angeles, California

OPPONENT	FSU OPP	W-L
Long Beach State	2 0	W
Iowa	4 1	W
UCLA	1 6	L
Iowa	4 2	W
UCLA	1 7	L

National Finish - 9th

Final Ranking - 17th

2001 Tallahassee Regional

Tallahassee, Florida

OPPONENT	FSU OPP	W-L
Bethune-Cookman	6 2	W
Florida	6 2	W
Cal	0 1	L
Florida Atlantic	2 0	W
Cal	2 1	W
Cal	2 3	L

National Finish - 9th

Final Ranking - 15th

2002 Tallahassee Regional

Tallahassee, Florida

OPPONENT	FSU OPP	W-L
Auburn	2 1	W
Georgia Tech	0 7	L
Chattanooga	1 0	W
Georgia Tech	3 2	W
Georgia Tech	6 1	W

College World Series

OPPONENT	FSU OPP	W-L
UCLA	2 1	W
Cal	0 1	L
Nebraska	4 3	W
Arizona	2 6	L

National Finish - T3rd

Final National Ranking - 4th

FSU in the College World Series

All-Time Record: 5-12

Appearances: 6

1st Appearance: 1987

Last Appearance: 2002

FSU in NCAA Regionals

All-Time Record: 29-20

Appearances: 15

Last Appearance: 2002

Women's College World Series Teams



1987



1990



1991



1992



1993



2002

NCAA Regional Appearances

	Fresno State	21
	UCLA	19
	Fullerton	19
	Cal	18
	Arizona	16
	Florida State	15

All-Time Consecutive WCWS

	Arizona	14
	UCLA	8
	Fresno St	6
	Florida State	4
	Long Beach State	4



All-Time Consecutive NCAA Regionals

	Fresno State	21
	Cal	17
	Arizona	16
	Cal St. Fullerton	15
	UCLA	12
	Florida State	11

NCAA Regional Wins

	UCLA	125
	Arizona	86
	Fresno State	72
	Fullerton	50
	Cal	42
	Washington	37
	Texas A&M	36
	Nebraska	36
	Florida State	29
	La.-Lafayette	27

WCWS Appearances

	UCLA	19
	Arizona	15
	Cal	7
	Florida State	6

NCAA Records

Division I Records

Consecutive Victories - Pitching (career)

50 - Rebecca Aase, Florida St., Feb. 25, 1991-April 24, 1993

Stolen Bases (game)

5 - Serita Brooks, Florida St. vs. Bethune Cookman, May 17, 2001

Consecutive Successful Stolen Bases

54 - Serita Brooks, Florida St., Feb. 9-May 19, 2001 (5th)

Consecutive Victories - Pitching

50 - Rebecca Aase, Florida St., Feb. 25, 1991-April 24, 1993 (1st)

Season Records

At-Bats

Player, Team	Year	Cl.	G	AB
Serita Brooks, Florida St.	2000	Jr.	78	247 (t-17th)

Stolen Bases Per Game

(Minimum 20 stolen bases)

Player, Team	Year	Cl.	G	SB	Avg.
Danielle Cox, Florida St.	1999	Sr.	66	73	1.11 (t-19th)

Stolen Bases

Player, Team	Year	Cl.	G	SB
Danielle Cox, Florida St.	1999	Sr.	66	73 (t-2nd)
Shamalene Wilson, Florida St.	1996	Sr.	72	69 (t-5th)
Myssi Calkins, Florida St.	1997	Sr.	65	61 (9th)
Serita Brooks, Florida St.	2001	Sr.	68	55 (19th)
Brandi Stuart, Florida St.	2002	Jr.	55	54 (t-20th)
Myssi Calkins, Florida St.	1996	Jr.	72	54 (t-20th)

Bases on Balls

Player, Team	Year	Cl.	G	BB
Brandi Stuart, Florida St.	2002	Jr.	55	49 (t-28th)

Games - Pitching

Player, Team	Year	Cl.	G
Leslie Malerich, Florida St.	2000	So.	58 (t-10th)

Winning Percentage

(Minimum 25 decisions)

Player, Team	Year	Cl.	W	L	Pct.
Rebecca Aase, Florida St.	1992	So.	28	0	1.000 (t-1st)

Shutouts

Player, Team	Year	Cl.	SHO
Toni Gutierrez, Florida St.	1992	Jr.	23 (t-15th)

Strikeout Ratio

(Strikeouts per seven innings; minimum 75 innings)

Player, Team	Year	Cl.	SO	IP	Avg.
Tina Kyler, Florida St.	1984	Jr.	224	135.1	11.6 (t-7th)

Career Records

Games

Player, Team	Years	G
Myssi Calkins, Florida St.	1994-97	265 (t-43rd)

Stolen Bases

Player, Team	Years	G	SB
Myssi Calkins, Florida St.	1994-97	265	185 (3rd)
Shamalene Wilson, Florida St.	1993-96	262	161 (t-5th)
Brandi Stuart, Florida St.	2000-02	223	126 (18th)

Stolen-Base Percentage

(Minimum 50 attempts)

Player, Team	Years	G	SB	SBA	Pct.
Shamalene Wilson, Florida St.	1993-96	262	161	173	.931 (10th)

Games

Player, Team	Years	G
Leslie Malerich, Florida St.	1999-2002	173 (13th)

Games Started

Player, Team	Years	W	L	GS
Leslie Malerich, Florida St.	1999-2002	107	40	132 (t-21st)

Innings

Player, Team	Years	G	W	L	IP
Leslie Malerich, Florida St.	1999-2002	79	107	40	988.2 (20th)

Victories

Player, Team	Years	G	W	L	Pct.
Leslie Malerich, Florida St.	1999-2002	179	107	40	.728 (t-14th)

Earned-Run Average

(Minimum 400 innings)

Player, Team	Years	G	W	L	IP	R	ER	ERA
Toni Gutierrez, Florida St.	1990-93	104	74	22	651.0	79	44	0.47 (18th)

Annual Individual Champions

Home Runs

Year	Player, Team	Cl.	G	No.	Avg.
1987	Tiffany Daniels, Florida St.	So.	64	10	0.16

Stolen Bases Per Game

Year	Player, Team	Cl.	G	SB	SBA	Avg.
1999	Danielle Cox, Florida St.	Sr.	66	73	82	1.11

Stolen Bases

Year	Player, Team	Cl.	G	SB	SBA	Avg.
1996	Shamalene Wilson, Florida St.	Sr.	72	69	72	0.96
1999	Danielle Cox, Florida St.	Sr.	66	73	82	1.11

Strikeout Ratio

(Strikeouts per seven innings)

Year	Player, Team	Cl.	G	IP	SO	Avg.
1984	Tina Kyler, Florida St.	Jr.	20	135.1	224	11.6
1985	Julie Larsen, Florida St.	Fr.	21	122.0	175	10.0

Team Records

Pitching Consecutive Scoreless Innings

124—Florida St., Feb. 20-March 19, 1993

Single Game Records - Strikeouts

No.	Team vs. Opponent	Date
28	Florida St. vs. Southern Miss. (15 inn.)	March 10, 1984 (1st)

Season Team Records

Hits

Team	Year	G	Hits
Florida St.	1995	73	628 (17th)

Victories

Team	Year	W	L	T	Pct.
Florida St.	1992	63	9	0	.875 (t-9th)
Florida St.	1991	62	12	0	.838 (t-13th)

Shutouts

Team	Year	SHO
Florida St.	1992	40 (t-10th)

Strikeout Ratio

(Strikeouts per seven innings)

Team	Year	SO	IP	Avg.
Florida St.	1984	393	287.2	9.6 (8th)

Fielding Percentage

Team	Year	TC	PO	A	E	Pct.
Florida St.	1993	1,837	1,280	512	45	.976 (t-23rd)

Annual Team Champions

Hits

Year	Team	G	W	L	T	AB	Hits	Avg.
1992	Florida St.	72	63	9	0	1,842	580	.315

Runs

Year	Team	G	W	L	T	Runs	Avg.
1992	Florida St.	72	63	9	0	364	5.06

Home Runs Per Game

Year	Team	G	W	L	T	HR	Avg.
1989	Florida St.	53	39	14	0	17	0.32

Stolen Bases

Year	Team	G	W	L	T	SB	SBA	Avg.
1996	Florida St.	72	51	21	0	160	171	2.22

Total Bases

Year	Team	G	W	L	T	AB	TB	Pct.
1992	Florida St.	72	63	9	0	1,842	766	.416

Earned-Run Average

Year	Team	G	W	L	T	IP	R	ER	ERA
2001	Florida St.	70	58	12	0	474.1	75	48	0.71

Collegiate Records (All Divisions)

Stolen Bases

Player, Team	Year	Cl.	G	SB
Danielle Cox, Florida St.	1999	Sr.	66	73 (t-8th)
Shamalene Wilson, Florida St.	1996	Sr.	72	69 (t-14th)

Games

Player, Team	Year	Cl.	G
Leslie Malerich, Florida St.	2000	So.	58 (t-12th)

Winning Percentage

(Minimum 20 decisions)

Player, Team	Year	Cl.	W	L	Pct.
Rebecca Aase, Florida St.	1992	So.	28	0	1.000 (t-1st)

Strikeout Ratio

(Strikeouts per seven innings; minimum 75 innings)

Player, Team	Year	Cl.	SO	IP	Avg.
Tina Kyler, Florida St.	1984	Jr.	224	135.1	11.6 (t-15th)

Stolen Bases - Career

Player, Team	Years	G	SB
Myssi Calkins, Florida St.	1994-97	265	185 (5th)
Shamalene Wilson, Florida St.	1993-96	262	161 (t-8th)

Games - Career

Player, Team	Years	G
Leslie Malerich, Florida St.	1999-2002	173 (16th)

Innings - Career

Player, Team	Years	G	W	L	IP
Leslie Malerich, Florida St.	1999-2002	179	107	40	988 (23rd)

Victories - Career

Player, Team	Years	G	W	L	Pct.
Leslie Malerich, Florida St.	1999-2002	179	107	40	.728 (t-23rd)

Earned-Run Average - Career

(Minimum 400 innings)

Player, Team	Years	G	W	L	IP	R	ER	ERA
Toni Gutierrez, Florida St.	1990-93	104	74	22	651.0	79	44	0.47 (t-23rd)

Florida State

All-Americans

Florida State University Athletics Hall of Fame



Darby
Cottle-Veazey
Inducted 1988



Julie
Larsen-Baker
Inducted 1995



Susan
Painter
Inducted 2000



Shamalene Wilson
Inducted 2002



Serita Brooks
2nd Team, 2000



Susan Buttery
2nd Team, 1993



Myssi Calkins
2nd Team,
1996, 1997



Darby Cottle
1981, 1982



Danielle Cox
1st Team, 1999



Tiffany Daniels
2nd Team, 1987



Lisa Davidson
1st Team, 1993



Natalie Drouin
1982



Renee Espinoza
2nd Team, 1996



Kristy Fuentes
3rd Team, 1997



Toni Gutierrez
2nd Team, 1992



Christy Larsen
3rd Team, 1991



Cindy Lawton
3rd Team, 1995



Marla Looper
3rd Team, 1994



Leslie Malerich
3rd Team, 2000
2nd Team, 2001



Susan Painter
1982



Toni Robinette
1982



Jan Sikes
1981, 1982



Brandi Stuart
1st Team, 2002



Shamalene Wilson
2nd Team, 1994
3rd Team, 1995
1st Team, 1996



SILVER MOMENTS



Cottle a Finalist for Broderick Award

A member of two AIAW National Championship teams, Darby Cottle was a finalist for one of the most prestigious awards in women's athletics in 1982. The Honda-Broderick Cup (previously The Broderick Award) reflects more than just athletic accomplishments. It embodies the ideals of team contribution, scholastic achievement, school and community involvement, as well as those personal characteristics that are reflected in the philosophy of intercollegiate athletics. The award is presented in each sport and then a national female athlete of the year is chosen from the group. Cottle was a finalist for the Broderick Award in softball, the only Seminole athlete ever to be a finalist for the honor.