


Tallahassee
Fla. State Capital
NEXT 3 EXITS



FSU SOFTBALL
NO.2 IN THE NATION



SEASON IN REVIEW

SEASON IN REVIEW

OH WHAT A YEAR

There have been some great years of Seminole softball but you could argue that 2004 was the best of them all. The 2004 squad became just the third-ever to pass 60 wins and they came one win shy of tying the all-time record. The 1991 and 1992 teams each eclipsed the 60-win mark and both those squads went to the World Series. The 2004 team and the 1992 team both won ACC titles as well (the team was not in the ACC in 1991). The only difference between the squads is individual honors. The 1991 and 1992 teams had one All-American a piece while

the 2004 team had three. The 2004 squad can also boast USA Softball National Player of the Year and Honda Award winner Jessica van der Linden. The 2004 team was the only squad in the history of the program to advance to a WCWS by beating a Pac-10 squad when they downed Oregon in the 2004 Region 4 championship. This team also separated itself by not only winning the 2004 ERA Title but also by setting team records for home runs, RBIs, runs scored and walks. On the hill, they set a new strikeout record as well. Florida State also spent a good part of the season ranked either second or third in both national polls, the highest ranking ever for the Tribe.



Florida State's win over Oregon in the Region 4 final was the first-ever for FSU over a Pac-10 team.

FIVE ALIVE

After spending most of the year in the top five and a good portion of the season in the top three, it makes sense that FSU finished 2004 ranked fifth in both the *USA Today*/NFCA poll and the ESPN/USA Softball poll. FSU has only finished a year ranked in the top five twice and both of those rankings have come in the last three years. There have been

Seminole teams that finished in the top five as far as placement at the WCWS goes but it wasn't until 2002 and 2004 that they actually were ranked in the top five. Florida State joins Cal, UCLA and Arizona as the only four teams to be ranked in the top five in two of the last three final polls and FSU is the only non-Pac-10 team to accomplish that feat.

2004 INFO WRAP UP	
2004 Record:	62-12
Home:	40-2
Away:	13-6
Neutral:	9-4
ACC:	9-1
ESPN/USA Softball:	No. 5
NFCA/USA Today:	No. 5
HIGHLIGHTS	
2004 WCWS	
2004 NCAA Region 4 Champions	
2004 ACC Tournament Champions	

2004 FSU RESULTS

2/7 Sat	Illinois St!	W 11-3 (Hunter)	3/13 Sat	St. Joseph's^	W 7-0 (Hunter)	5/1 Sat	NC State*	W 8-0 (Hunter)
2/7 Sat	Louisville!	W 8-0 (van der Linden)	3/13 Sat	Gen. Michigan^	W 9-0 (van der Linden)	5/1 Sat	NC State*	W 4-0 (van der Linden)
2/8 Sun	Minnesota!	W 3-0 (van der Linden)	3/13 Sat	St. Joseph's^	W 14-0 (Hunter)	5/3 Mon	at Auburn (15/20)	L 1-0 (Hunter)
2/8 Sun	Florida A&M!	W 9-1 (Hunter)	3/14 Sun	UM^ (11/9)	W 1-0 (van der Linden)	5/3 Mon	at Auburn (15/20)	W 4-0 (van der Linden)
2/11 Wed	at Mercer	W 5-1 (Hunter)	3/16 Tue	Troy St	W 11-2 (Hunter)	5/8 Sat	at Michigan (7/9)	L 2-1 (Hunter)
2/11 Wed	at Mercer	W 8-2 (van der Linden)	3/16 Tue	Troy St	W 6-2 (van der Linden)	5/8 Sat	at Michigan (7/9)	L 1-0 (van der Linden)
2/15 Sun	S. Mississippi	W 5-1 (Hunter)	3/18 Thu	ASU< (23/NR)	W 1-0 (Hunter)	5/10 Mon	at E. Mich	W 2-0 (Hunter)
2/15 Sun	S. Mississippi	W 9-1 (van der Linden)	3/18 Thu	Nebraska< (20/14)	L 1-0 (van der Linden)	5/10 Mon	at E. Mich	L 6-5 (van der Linden)
2/17 Tue	Ga Southern	W 8-0 (van der Linden)	3/19 Fri	UNLV<	W 2-1 (Hunter)	5/14 Fri	Ga Tech> (24/22)	W 3-2 (Hunter)
2/17 Tue	Ga Southern	W 4-0 (Hunter)	3/20 Sat	Fresno St< (15/21)	W 3-0 (van der Linden)	5/15 Sat	N. Carolina>	W 8-0 (van der Linden)
2/20 Fri	at JU	W 3-2 (Hunter)	3/20 Sat	Cal St Fullerton<	W 3-0 (Hunter)	5/16 Sun	Ga Tech^^ (24/22)	W 3-1 (Hunter)
2/20 Fri	at JU	L 1-2 (van der Linden)	3/25 Thu	FIU	W 5-1 (Hunter)	5/20 Thu	Long Island+	W 4-0 (Hunter)
2/22 Sun	FAMU	W 8-0 (van der Linden)	3/25 Thu	FIU	W 11-0 (van der Linden)	5/21 Fri	Cal St Northridge+	W 1-0 (van der Linden)
2/27 Fri	Army#	W 10-0 (van der Linden)	3/30 Tue	at FAMU	W 12-0 (Hunter)	5/22 Sat	Oregon + (12/11)	W 5-4 (van der Linden)
2/27 Fri	Texas# (15/NR)	W 2-1 (Hunter)	4/3 Sat	Ga Tech* (23/22)	W 4-0 (Hunter)	5/23 Sun	Oregon + (12/11)	L 1-0 (van der Linden)
2/28 Sat	UW# (4/7)	W 7-1 (van der Linden)	4/3 Sat	Ga Tech* (23/22)	W 2-1 (Hunter)	5/23 Sun	Oregon + (12/11)	W 2-0 (van der Linden)
2/28 Sat	OU# (5/6)	W 3-2 (van der Linden)	4/5 Mon	at FAMU	W 12-0 (van der Linden)	5/27 Thu	Cal (2/2) &	L 4-2 (van der Linden)
2/29 Sun	USC# (20/NR)	W 3-1 (Hunter)	4/7 Wed	Florida (13/25)	W 2-0 (Hunter)	5/29 Sat	Washington & (8/7)	W 2-0 (van der Linden)
2/29 Sun	LSU (12/3)	L 3-4 (Hunter)	4/7 Wed	Florida (13/25)	CANCELED	5/30 SUN	LSU & (3/3)	L 2-1 (Hunter)
3/5 Fri	Penn State\$	W 8-0 (van der Linden)	4/10 Sat	at UCF	W 2-1 (van der Linden)			
3/5 Fri	Rhode Island\$	W 11-0 (Hunter)	4/10 Sat	at UCF	W 3-2 (Hunter)			
3/6 Sat	ULL\$ (8/10)	L 1-0 (van der Linden)	4/14 Wed	Florida A&M	W 12-0 (van der Linden)			
3/6 Sat	St. John's\$	W 7-4 (Hunter)	4/17 Sat	at Virginia*	W 1-0 (Hunter)			
3/7 Sun	Connecticut	W 8-0 (van der Linden)	4/17 Sat	at Virginia*	L 5-4 (van der Linden)			
3/9 Tue	Connecticut	W 7-4 (Hunter)	4/18 Sun	at Maryland*	W 7-0 (Hunter)			
3/11 Thu	Ntr Dame	W 4-3 (10) (Hunter)	4/18 Sun	at Maryland*	W 2-1 (van der Linden)			
3/12 Fri	Tx A&M^	W 8-0 (van der Linden)	4/24 Sat	North Carolina*	W 1-0 (Hunter)			
3/12 Fri	Robert Morris^	W 9-1 (Hunter)	4/24 Sat	North Carolina*	W 5-0 (van der Linden)			


! = Seminole Classic @ = Sunshine State Games
 # = NFCA Leadoff Classic \$ = Seminole Challenge
 ^ = Florida State Invitational < = KIA Klassic
 * = ACC Game > = ACC Tourney ^^ = ACC Final
 + = NCAA Tournament & = World Series
 (Rank at time of the game/final ranking)



SEASON IN REVIEW

WINNING THE DOUBLE


If you ever wondered just how truly special Jessica van der Linden is there really is only one sentence to sum it up; she is the only player ever to win the Honda Award and the USA Softball National Player of the Year Award. No player in the history of college softball has ever pulled off the double except for van der Linden. Those weren't the only awards either. van der Linden went on to be one of five female athletes nominated for an ESPY in the category of "Female College Athlete of the Year" and of the 11 Honda Award winners, van der Linden was a top five finalist for the Honda-Broderick Cup, which is awarded to the top female athlete in the nation. She finished the season ranked among the NCAA's best in six different categories and she finished her career with one of the most remarkable postseason runs in FSU history.



Florida State's three NFCA All-Americans in 2004 was an all-time high.

PROOF IS IN THE PUDDING

When you don't play in the Pac-10 people are always questioning a team and a players worth. So when Jessica van der Linden swept the USA Softball Player of the Year Award and the Honda Award for softball, there were probably a few west coast folks questioning her worthiness. If there were any questions about van der Linden's talent she answered them emphatically at the 2004 WCWS. The Florida State senior led the entire World Series field with an .833 batting average, more than 250 percentage points higher than her next closest competitor. Only one batter with more than one at bat, slugged over 1.000 and that was van der Linden who had a slugging percentage of 1.500. van der Linden had an .857 on base percentage on the ultimate stage and fielded a perfect 1.000. She was also second in the WCWS for total bases with nine.



The 2004 NCAA ERA Champions.

PITCHER U

Florida State has become the home of the nation's best when it comes to pitchers. For the second time in the last four years, the Tribe took home

the NCAA's ERA title. UCLA, Fresno State and now Florida State are the only three schools to ever win two NCAA ERA titles in a four year span. Florida State first took home the title in 2001 when they posted a staff ERA of 0.71. Last season their 0.63 ERA was way ahead of anyone else in the NCAAs as they finished about a third of a run better than the second place squad. What made the ERA title even more impressive was the fact that FSU held on to the title through regional and WCWS play when they faced top 25 teams for the most part and the last six games of the year came solely against top 12 schools. The duo of Jessica van der Linden and Casey Hunter formed one of the most potent pairs in all of the NCAA last year appearing in the final 2004 NCAA Statistics nine times.

USA TODAY/NFCA (FINAL)

School	W-L	Pts	LAST
1.UCLA	46-9	625	5
2.Cal	53-13	599	2
3.LSU	57-12	570	3
4.Stanford	49-19	544	8
5. FLORIDA ST	62-12	518	4
6.Oklahoma	45-22-1	491	21
7.Washington	40-19	466	7
8.Arizona	55-6	451	1.
9.Michigan	54-13	427	6
10.La-Lafayette	60-8	383	9
11.Georgia	55-17	362	10
12.Oregon	42-21	347	13
13.Alabama	45-20	335	15
14.Nebraska	45-17	314	14
15.Oregon State	44-28	266	20
16.South Florida	60-14	212	17
17.Illinois	45-21-1	196	NR
18.Tennessee	55-16	182	11
19.Long Beach St	51-13	163	18
19. Baylor	48-17	163	19
21. Hofstra	38-20	113	NR
22.Georgia Tech	47-19	89	NR
23.Auburn	42-18	80	12
24.S. Illinois	45-17	52	NR
25.Fresno State	48-20	48	16

ESPN.COM/USA SOFTBALL (FINAL)

School	W-L	Pts	LAST
1.UCLA	46-9	500	4
2.Cal	53-13	480	2
3.LSU	57-12	456	3
4.Stanford	49-19	427	6
5. FLORIDA ST	62-12	423	5
6.Oklahoma	45-22-1	398	20
7.Arizona	55-6	372	1
8.Washington	40-19	359	8
9.Michigan	54-13	355	7
10.La-Lafayette	60-8	320	9
11.Oregon	42-21	290	12
12.Alabama	45-20	275	13
13.Georgia	55-17	262	11
14.Nebraska	45-17	233	14
15.Oregon State	44-28	224	18
16.Tennessee	55-16	194	10
17.Long Beach St	51-13	138	17
18.South Florida	60-14	137	19
19.Baylor	48-17	127	22
20.Auburn	42-18	121	15
21.Fresno State	48-20	103	16
22.Illinois	45-21-1	81	NR
23.Georgia Tech	47-19	72	23
24. Hofstra	38-20	63	NR
25.Florida	41-20	32	21



SEASON IN REVIEW

OUT (FIELD) OF THIS WORLD

The Florida State outfield had an absolutely stellar year in 2004. Considering that six different Seminoles started in the outfield, the group really excelled defensively. The six Seminole outfielders had 125 chances and made only four errors all season. That is a combined .969 fielding percentage by that group. Natasha Jacob in left field has one error in her career and has started almost every game the last two seasons. Jessica van der Linden was probably FSU's best defensive outfielder. LaShaun Davis had a miscue but she made just one in her first year and Carly Brieske showed how versatile she is with 48 starts between center and right.

SETTING THE TONE

Talk about getting off to a good start, junior hurler Casey Hunter really set the tone for FSU on opening night of the 2004 NCAA Region 4 Tournament. The Tribe hurler recorded her fourth no hitter of the year and fifth of her career in just her second-ever NCAA Tournament start. She no-hit NEC Champion Long Island for FSU's ninth no-hitter of the 2004 season. It was the first no-no for Hunter in a postseason game.

JUST ONE BEFORE I GO

Jessica van der Linden pitched more than 686 innings in her career and set numerous career and single season records at FSU. One of the career records she set was for strikeouts. After mowing down 21 batters in 16 innings in Oklahoma City, van der Linden increased her career strikeout total to 899. In all the times she stepped out in the circle and got two strikes on a batter, it is almost mind-boggling to think that she fell just one K away from becoming only the 30th pitcher in NCAA history with 900 strikeouts. Not to worry, van der Linden won't lose any sleep over it since she never really cared about individual accomplishments.

THAT'S HOW GOOD THEY ARE AND WE ARE

If you are wondering just how good Oregon was, the Ducks came to Tallahassee and did something only one other team did in 42 games at the Seminole Softball Complex last year, shutout FSU. Florida State was 40-1 before championship Sunday and the only team to beat FSU at home was Louisiana-Lafayette. That game went 10 innings with Brooke Mitchell out dueling Jessica van der Linden 1-0. It was the only shutout home loss Florida State experienced all season before Oregon took down FSU 1-0 in the regional final. It says a lot about how good Oregon was but maybe says even more about how good FSU was at home. The only two teams to come into Tallahassee and beat the Seminoles were in regional finals (Oregon in Region 4 and ULL in Region 1). Overall, only five teams all season held the most prolific offense in FSU history off the board. Oregon, ULL, Nebraska, Auburn and Michigan were the only schools to shut down the Tribe attack in 2004. Michigan went to the WCWS. ULL, Oregon and Nebraska played in a regional championship and Auburn played in the NCAA's as well. Not a bad group considering the pitchers that shut FSU out were

Brooke Mitchell (ULL), Ani Nyhus (Oregon), Nicole Motycka (Michigan), Kristen Keyes (Auburn) and Peaches James (Nebraska).

WAS THE WCWS IN COLUMBUS?

The 2004 Women's College World Series had a familiar feel for six of the eight teams. Florida State, LSU, Michigan, Oklahoma, Cal and Washington all were in Columbus, GA for the 2004 NFCA Leadoff Classic. Every team in FSU's half of the WCWS bracket was at the Leadoff Classic. It seemed like a good omen for the Seminoles as they had one of their best weekends of the year at the prestigious tournament finishing in the title game versus LSU (LSU won 4-3).

On the first day of Leadoff Classic play, the Tribe needed eight innings and a bottom of the eighth comeback but recorded their first win of the season over a ranked squad downing Texas 2-1. Day two of the Leadoff Classic went down as one of the greatest regular season days in FSU softball history. The day began at 10:00 a.m. with a 7-1 whitewashing of then-No. 4

Washington. The win clinched the No. 1 overall seed in the gold bracket for FSU and was one of the most lopsided wins over a top five team ever for Florida State. The Seminoles' reward for being the No. 1 seed was an Oklahoma squad that was No. 5 in the nation but was upset in pool play and had to qualify as a wild card. Reminiscent of the win Friday night over Texas, FSU rallied from a 2-2 tie in the bottom of the seventh to beat the Sooners 3-2 and move into the tournament semifinals. The two top five wins represented just the second time in program history that FSU had toppled two top five teams in the same day. The only other time that happened was in 1998 when FSU beat No. 2 Fresno State 2-1 and No. 3 Washington 1-0. The Seminoles picked up their fourth win over a top 25 team in the tournament semifinals in another dramatic win. Tatiana George's two-run, two-out walk-off homer in the bottom of the ninth moved Florida



Tatiana George's walk-off homer versus South Carolina in the bottom of the 9th was a highlight at the NFCA Leadoff Classic.



SEASON IN REVIEW

2004 HITTING STREAKS

PLAYER	2004	Current
Natasha Jacob	12	1
J. van der Linden	11	4
Lesley Palmer	10	-
Veronica Wootson	7	1
Beth Wade	6	-
Carly Brieske	6	-
Elisa Vasquez	4	-
Tatiana George	4	-
Carey Galuppi	4	-

2004 MULTI-RBI GAMES

NAME	2	3	4	5+	TOT
van der Linden	9	2	0	1	12
Lesley Palmer	6	2	0	1	9
Beth Wade	8	1	0	0	9
V. Wootson	4	2	0	1	7
Tatiana George	5	1	0	1	7
Elisa Vasquez	5	1	0	0	6

2004 MULTI-GAME HITS

NAME	2	3	4	5+	TOT
V. Wootson	16	6	1	0	23
van der Linden	22	0	0	0	22
Natasha Jacob	15	3	1	0	19
Elisa Vasquez	10	2	0	0	12
Beth Wade	11	0	0	0	11
Carly Brieske	7	2	0	0	9
Kim Hoffer	8	0	0	0	8
LaShaun Davis	8	0	0	0	8
Lesley Palmer	7	0	0	0	7
Tatiana George	6	1	0	0	7

2004 SEASON HIGHS

BATTING

At bats:	45	Oregon (5/22/04)
Runs scored:	14	St. Joe's (3/13)
Hits:	16	Rhode Island (3/5)
RBIs:	14	St. Joe's (3/13)
Doubles:	5	Troy State (3/16)
Triples	3	St. Joe's (3/13)
Home runs	4	Robert Morris (3/12)
Total Bases	27	Troy State (3/16)
Walks	9	Mercer (2/11)
Strikeouts:	15	La Lafayette (3/6)
Sac hits:	4	S. Miss (2/15)
Sac flies:	1	13 times
Stolen Bases:	4	Mercer (2/11)
Caught Stealing	2	Three times
Runners LOB:	16	Oregon (5/22/04)
Hit into DP:	3	Mercer (2/11)

FIELDING

Putouts	36	Oregon (5/22/04)
Assists	15	Notre Dame (3/11)
Errors	4	S. Miss (2/15)
Passed balls	3	St. Johns (3/6)
DP's turned	2	Three times

PITCHING

Innings Pitched	12.0	Oregon (5/22/04)
Strikeouts	18	S. Carolina (2/29)
Wild Pitches	1	Eight times
Hit Batters	3	Three times

State pass then-No. 20 South Carolina and into the tournament championship. Despite FSU's loss to then-No. 12 LSU 4-3 in the final, the Seminoles went 5-1 in the Leadoff Classic with four wins over ranked teams and three wins over 2003 Women's College World Series squads (Washington, Texas and Oklahoma). In just three days, FSU racked up more Top 25 wins than the team had in all of 2003.


Against some of the best pitchers in the nation on WCWS teams (Washington, LSU and Oklahoma) FSU hit .303 as a team with seven home runs and 29 RBIs while slugging .448. Natasha Jacob hit .429 for the weekend while Jessica van der Linden and Lesley Palmer each had four RBIs. Tatiana George was the Tribe's biggest hitter though. While only batting .267 for the tournament, she dominated with two home runs and eight RBIs. On the hill it was all about van der Linden. The USA Softball Player of the Year 3-0 with a 0.34 ERA with wins over Washington and Oklahoma.

62

With four wins at the 2004 NCAA Region 4 Tournament and one win at the World Series, FSU came within one win of tying a single-season wins record on the grandest of stages. The 2004 Seminoles were only the third team in school history to break the 60-win plateau and every one of those squads ended up in the World Series. The 1991 and 1992 teams each broke that barrier as well. The 1991 team went 61-12 on its way to the WCWS. The 1992 team had more wins (63) and a better winning percentage (.875) and also made it to the WCWS.

REGIONAL BIAS

After sweeping through the ACC awards banquet, the honors kept rolling in for Florida State softball players during NCAA regionals. Six Seminoles were



Jessica van der Linden is the only Seminole ever to hit .400 in back-to-back seasons.

named NFCA all-southeastern region including a school record four first team selections. Seniors Elisa Vasquez and Jessica van der Linden, junior Casey Hunter and freshman Veronica Wootson all made the first team while junior Lesley Palmer and sophomore Natasha Jacob were named to the second team. The four first team selections and six overall selections equal the most in school history. For van der Linden, it was her third straight year as an all-region selection and her second consecutive first team all-region honor as a utility player. The first team NFCA All-American went on to become the first two-time, first team All-American in FSU history. 2004 was the second consecutive season that Vasquez was named the region's top catcher. Hunter and Wootson made their first ever, first team all-region appearances and Palmer and Jacob appear on the list for the first time ever.




SEASON IN REVIEW



Florida State won its 10th ACC Championship in 2004.

WHAT A DAY

While Jessica van der Linden's amazing day at regionals was actually 30 hours, what she did over that span was amazing. Versus No. 12 Oregon, she pitched 22 consecutive innings in about 30 hours and allowed just one run in that time leading her team to the College World Series. When van der Linden's team was down 4-0 in a winner's bracket game versus the Ducks on Saturday, she came in to pitch and held Oregon at bay for nine innings as she and her teammates not only tied the game, but they came back to win it. Then she went 13 innings in two games Sunday, allowing only four hits and one run, as FSU sealed its trip to Oklahoma City. Over the entire Regional, the senior went 3-1 with a 0.24 ERA in 29



Natasha Jacob was named one of a record six all-southeastern region selections from FSU.

innings of work. She allowed just one run and eight hits while fanning 38 batters. At the plate, she led FSU hitting with a .462 average, four RBIs and a .611 on base percentage. She was walked five times and all five were intentional. In her 29 innings on the hill, she accounted for 87 outs – 38 of

which came on strikeouts (44%) and only six of the outs were made by outfielders. For her efforts, van der Linden was named the NCAA Region 4 most outstanding player in a unanimous vote of SIDs and media.

KEEPING GOOD COMPANY

Florida State spent most of the regular season just behind consensus No. 1 Arizona. Whether it be in the polls or the NCAA Stats for winning percentage, FSU kept pretty good company. Although the Tribe was a national No. 4 seed, they were just behind the Wildcats in one more area. Of the eight number one seeds in the 2004 NCAA Tournament, Arizona and Florida State were No. 1 and No. 2 again, this time in winning

percentage versus the NCAA field. The Cats went a remarkable 26-4 for a .866 winning percentage. FSU went 20-6 posting a .769 winning percentage. Considering six of Arizona's Pac 10 opponents are going to NCAA's and the Pac 10 plays three-game series, 18 of Arizona's 30 games versus the NCAA field were conference games. Compare that to Florida State, which played only four conference games versus NCAA Regional opponents and 22 versus non-conference schools. That just goes to show the type of out of conference games FSU played when they faced 10 more NCAA Regional teams than the consensus No. 1 team in the land. Florida State was one of four No. 1 seeds with a winning percentage versus the NCAA field above .700.

A PERFECT 10

The Seminoles stormed through the ACC Tournament on their way to the school's tenth title in the last 13 years. Florida State needed just three games to capture the crown and it is the seventh time that FSU has won the title by going undefeated in the championships. After winning the ACC Tournament in 2003, the 2004 title also marks the seventh back-to-back championship in school history. No ACC team besides Florida State has ever won the title more than once and two squads have never won an ACC crown. In the last two ACC Tournaments FSU has gone 6-0 and if you include regular season conference games, the Seminoles are 23-1 in 2003 and 2004 versus the ACC.

NO YOU DON'T

Jessica van der Linden will go down as one of the greatest players to ever wear the Garnet and Gold. In addition to her amazing credentials on the field, she is one of just five players to ever be named a first team All-American. Her legacy is secure. She is already the greatest doubles hitter in FSU history but she will probably be remembered as the best all-around player to ever play in Tallahassee. While that is probably true, it shouldn't obscure just how good the Cerritos, CA native was on the hill. For the first time in at least a decade (complete set of box scores not available before 1995), van der Linden pitched 2 no-hitters in a week. Amazing when you consider that FSU pitchers threw either no or one no hitters in a complete season in 1995, 1996, 1999 and 2002. In fact, van der Linden's two no-hitters in a week were either more than or equal to



SEASON IN REVIEW

A QUICK LOOK AT FSU

2004 REVIEW

Overall Record	62-12
ACC Record/Finish	9-1/Champs
Postseason	WCWS
Final NFCA Ranking	5th
Final ESPN Ranking	5th
FSU Softball	
Home Facility	Seminole Softball Complex
Head Coach	Dr. JoAnne Graf
Asst Coach	Louie Berndt
Asst Coach	Megan Matthews
Softball Office	(850) 644-9594

FLORIDA STATE'S 2004 RECORD...

Overall	62-12
Home	40-2
Away	13-6
Neutral	9-4
Home Tournaments	23-2
vs. Ranked Teams	18-9
vs. ACC	9-1
ACC Home	6-0
ACC Away	3-1
vs. ACC (non-conference)	2-0
vs. Big 12	3-1
vs. Big Ten	3-2
vs. Pac-10	5-2
vs. SEC	3-4
Extra Innings	6-2
Morning Start	6-1
Afternoon Start	40-8
Evening Start	16-3
In Georgia	7-1
In Maryland	2-0
In Florida	45-3
In Alabama	1-1
In Virginia	1-1
In California	4-1
In Michigan	1-3
In Oklahoma City	2-1
On Monday	3-2
On Tuesday	6-0
On Wednesday	4-0
On Thursday	5-2
On Friday	10-1
On Saturday	21-5
On Sunday	12-2
In February	17-2
In March	20-2
In April	13-1
In May	12-7
FSU scores 0-3 runs	23-10
FSU scores 4-7 runs	17-2
FSU scores 8+ runs	22-0
Opponent scores 0-3 runs	59-8
Opponent scores 4-7 runs	3-4
Opponent scores 8+	0-0
FSU leads after 6 innings	55-3
FSU trails after 6 innings	0-6
Tied after 6 innings	7-3
FSU homers	30-2
Opponent homers	4-2
FSU versus RHP (Starter)	57-12
FSU versus LHP (Starter)	5-0

CONFERENCE CALL

STANDINGS

TEAM	ACC	OVERALL
1) FSU*^	9-1	57-9
2) UNC^	6-4	43-20
3) UVA	6-4	38-26
4) GaT^	5-5	45-17
5) NC ST	3-7	32-27
6) UMD	1-9	33-27

*ACC Champs ^NCAA Tourney

TEAM BATTING

1. FSU	.298
2. UVA	.295
3. UNC	.273
4. GaT	.266
5. UMD	.263
6. NC ST	.251

TEAM PITCHING

1. FSU	0.54
2. GaT	0.88
3. UNC	1.85
4. NC ST	2.10
5. UMD	2.29
6. UVA	2.32

INDIVIDUAL BATTING

1. Tara Knudsen	.404
2. Emily Price	.401
3. Jess van der Linden	.384
4. Sara Larquier	.365
5. Elea Crockett	.363

INDIVIDUAL PITCHING

1. Casey Hunter	0.52
2. Jess van der Linden	0.56
3. Jessica Sallinger	0.75
4. Erin Voeltz	1.00
5. Crystal Cox	1.77

HITS

1. Emily Price	1.16
2. Veronica Wootson	1.14
3. Sara Larquier	1.13
4. Tara Knudsen	1.11
5. Heather Galbard	1.09

RUNS SCORED

1. Veronica Wootson	.95
2. Heather Field	.94
3. Jess van der Linden	.72
4. Soraya Reddick	.69
5. Tara Knudsen	.68

IN THE CIRCLE

WINS	
1. Casey Hunter	32
2. Jessica Sallinger	29
3. Jess van der Linden	25

OPP BATTING AVERAGE

1. Jess van der Linden	.125
2. Casey Hunter	.131
3. Jessica Sallinger	.135

the amount of no-nos thrown in the entire season in eight of the last 10 years and the only two years FSU pitchers had more than two no hitters were 2001 and 2004 when van der Linden threw five herself. Combined with Casey Hunter's no-hitter February 18, the Seminole staff fired three no-hitters in an eight day span. The only time this past decade before 2004 that a Seminole team threw three or more no-nos in an entire year was 2001 and the Tribe eclipsed that in an eight day span. The duo then topped themselves by throwing back-to-back no-hitters (van der Linden's was her second career perfect game). Van der Linden has nine career no-hitters, which is more than FSU totaled in the six years (1995-2000) before she arrived on campus. Of the 19 no-hitters thrown the last decade van der Linden has almost half of them (9) and the current FSU staff (van der Linden and Hunter) has 13 of those 19 (68 percent).

OOPS I DID IT AGAIN

Just two days after being named the first ever FSU player to be a top three finalist for USA Softball Collegiate Player of the Year, Jessica van der Linden kicked down another barrier. The all-everything

WEEKLY RANKINGS

	ESPN	NFCA
Pre	20	19
WK 1	16	NA
WK 2	10	11
WK 3	10	11
WK 4	4	6
WK 5	4	5
WK 6	3	4
WK 7	4	4
WK 8	4	4
WK 9	3	3
WK 10	2	2
WK 11	3	2
WK 12	2	2
WK 13	2	2
WK 14	5	4
WK 15	5	NP
FINAL	5	5

senior took home the ACC's top honor when she was named ACC Player of the Year at the 2004 softball banquet. van der Linden is not only the first-ever back-to-back winner of the award but she is the first-ever two-time ACC softball Player of the Year in conference history. This is the sixth time a Seminole has won the

SEASON IN REVIEW

award and three of the last four ACC Player's of the Year have been from Florida State. van der Linden is the fifth player to win both ACC Rookie of the Year and then go on to win ACC Player of the Year. FSU players have now won 46 percent of the player of the year awards handed out by the conference and the last three times FSU has taken home the player of the year honor the recipient has been a pitcher.

SIX ON HER OWN

When Jessica van der Linden was named 2004 ACC Player of the Year, it was the sixth time a Seminole has won that award and it has been won by five different players. That's pretty good, but nothing compared to what head coach Dr. JoAnne Graf did. When the Tribe coach was named back-to-back ACC Coach of the Year, it marked the sixth time in 13 years that she has won the award. Graf is the only ACC coach to ever win the award in consecutive years and she has now done that twice. The Seminole boss has taken home the coach of the year trophy three times in the last four years. The only other coach in ACC history to even win the award on more than one occasion is UNC's Donna Papa.

THE RAREST OF THEM ALL

As dominant as FSU has been in its 13 years of ACC softball, the one award that has been the most elusive for a Seminole to attain is ACC Rookie of the Year. Coming into 2004, only three Seminoles have won the award in school history. While winning 25% of the rookie of the year awards is nothing to scoff at, FSU has captured 46% of player and coach of the year honors and 69% of the ACC Tournament MVP honors so the percentage of rookie awards is a little behind the rest. That is why Veronica Wootson's accomplishment is so amazing. The freshman captured the ACC Rookie of the Year award in 2004 and became the first Seminole to do that since Jessica van der Linden in 2001. Rookies don't often start for FSU so that has a lot to do with why many Seminoles have not captured the award. With the win, FSU moved into a tie with Georgia Tech for the most rookie of the year awards won by a single school.

WINNING BIG

The 2004 Seminoles dominated opponents all year. Florida State outscored its opponents 4.86 to 1 and just under half (25 of 62) of the Tribe's wins were by five runs or more. The Seminoles run-ruled 18 opponents and scored double digit runs in eight games last season. The Seminoles margin of victory was fourth-best in school history. In the school's first year of fastpitch, the Tribe won its games by an average of 8.3 runs per game. Florida State's nine 10+ run games ranked as the fourth most in one year also. Only three teams have ever recorded 10 or more 10+ run games in one year. The Seminole offense in 2004 was prolific. The team set records for home runs, RBI's, runs and walks.

FIRST IN THE COAST

On top of sweeping all three major awards at the ACC banquet, the Seminoles left the University Center ballroom with more All-ACC selections (6) than any other team. 2004 was the fourth year in a row that FSU has led the conference in All-ACC picks and the eighth time overall in 13 seasons. Florida State leads the ACC all-time with

57 All-ACC players and this is the most All-ACC selections for FSU since 1995, when the Tribe set a conference record with eight members of the all-conference team. Jessica van der Linden (4), Casey Hunter (2) and Elisa Vasquez (2) were all repeat selections while Natasha Jacob, Beth Wade and Veronica Wootson made the squad for the first time ever. van der Linden completes her career as a four-time All-ACC selection and she joined Brandi Stuart as the only Seminole to ever garner All-ACC honors all four years at FSU.

WHEN IT RAINS IT POURS

Fresh off a weekend that saw Jessica van der Linden set a new single season strikeout record and be named a top three finalist for USA Softball's Collegiate Player of the Year Jessica van der Linden's big week continued with a feature article in the May 10, 2004 issue of Sports Illustrated. After just barely missing out on the cover of Sports Illustrated's 'On Campus' Valentine's Issue, it didn't take Seminole softball player Jessica van der Linden long to make the jump to the big magazine. The ACC Player of the Year was chosen by SI to be the featured softball player in the magazine's spring championship preview. The article was written by SI's Melissa Segura and only five athletes from all of the nation were chosen for feature stories.

SHE'S MONEY

Not only was USA Softball Player of the Year Jessica van der Linden absolutely money in the circle in 2004 but you could argue she was just as clutch when it came to her hitting. She recorded wins on the hill over No. 8 Washington (twice), No. 20 Oklahoma, No. 24 Texas A&M, No. 7 Michigan, No. 15 Fresno State, No. 16 Auburn and two versus No. 12 Oregon and had game-winning RBIs versus No. 20 Oklahoma, No. 24 Texas A&M, No. 15 Fresno State and No. 21 Florida as well. Nobody on the team hit better in the most pressure filled situations last season, when the bases are loaded. FSU as a team hit just .266 with the sacks full in 2004 but in 11 opportunities van der Linden had five hits, including a grand slam, batting .455.

PITCHER PERFECT

While the Florida State pitchers may not have been "perfect" at the ACC Championships, Casey Hunter and Jessica van der Linden were pretty close. The tandem went 3-0 with a shutout, one earned run, 25 strikeouts and just two walks. They allowed just seven hits all tournament leading FSU to an ACC Championship. In contrast FSU recorded 25 hits in its three games. The Florida State pitchers finished No. 1 in the nation in ERA as a team and Hunter and van der Linden finished in the top three

GAMES WITH 10+ RUNS	LARGEST MARGIN OF VICTORIES
1992: 14	1984: 8.30
1985: 11	1993: 6.38
1993: 10	1992: 5.68
2004: 9	2004: 4.86
1987: 9	1985: 4.86
1984: 9	1986: 4.37
1995: 8	2001: 4.28
2003: 7	2003: 4.11
2001: 7	1987: 3.74
1998: 5	1990: 3.03
1999: 5	1991: 2.99
1997: 4	1995: 2.57
2002: 4	1989: 2.48
1994: 3	1994: 2.29
1996: 3	1988: 2.03
1990: 3	1996: 2.02
1986: 3	1997: 1.89
2000: 2	2002: 1.89
1991: 2	1999: 1.76
1988: 2	1998: 1.72
1989: 2	2000: 1.65



SEASON IN REVIEW

in ERA individually, they both ended up in the top 15 in wins and van der Linden finished sixth in the nation in strikeouts. They pitched FSU past 16 ranked opponents and both Hunter and van der Linden entered the top five for K's in a single season (van der Linden is first and Hunter is fifth). The duo even went on to set a new team record for strikeouts in a season. Hunter and van der Linden, combined with eight K's from freshman Amy Harrison, shattered the previous team record of 558 K's in a season with 672 last year.

PERFECTION

One of the main reasons that FSU wrapped up its 11th ACC title, the No. 1 seed in the conference tournament and a 9-1 league record, look no further than Casey Hunter. The junior had one of the most dominating seasons in ACC history as she went 6-0 with a 0.00 ERA. She didn't allow a run, earned or unearned, in 37 innings of work and five of her six wins were complete game shutouts. Hunter recorded a complete game shut out win every time she started an ACC game in 2004. She struck out 39 ACC hitters and issued just four walks. ACC teams hit just .137 against her.

OUT OF WHACK

The Tribe smashed the single season home run record in 2004 and outdistanced the old mark by 11 homers (44 to 33). While the batters did their part when it came to the long ball, the FSU pitchers played



Beth Wade recorded 22 extra base hits for FSU in 2004.

EXTRA-ORDINARY

FSU collected extra base hits at an alarming rate last year. The Tribe had an extra base hit in 60 of 74 games in 2004 and in 35 games they had more than one extra base hit. The Seminoles hit four home runs in a game once, three home runs in a game twice, three triples in a game once and had seven extra base hits in a game already last season. There wasn't a single time in 2004 when FSU went back-to-back games without some sort of extra base hit. With 140 extra base hits, the 2004 Tribe set a new record for the most extra base hits ever for FSU in a season. The record was 137 and that came in 2001. That team averaged 1.95 per game. The 2004 squad is just the seventh ever with 100 extra base hits in a single season and they broke the record with a double and three home runs at the 2004 Women's College World Series.

OFF TO A GOOD START

Freshman Veronica Wootson is off to a pretty good start to her career when it comes to driving in runs. The Tribe's second baseman had 34 RBIs last year and became just the sixth freshman to ever hit the 30 RBI mark. One of her 2004 teammates was a member of this select group. Jessica van der Linden joined the club on the strength of 36 RBIs in 2001, which tied a school record. Wootson is the Tribe's leadoff hitter, which makes the feat even that much more impressive as she finished the year tied with Florida State Hall of Famer Shamalene Wilson with 34 RBI's as a freshman.

TOTAL PLAYER

Veronica Wootson is the complete package. From generating offense on the bases to hitting balls out of the park to exceptional defense, the California native did it all for FSU in 2004. Wootson surpassed 100 total bases in her rookie season and she has set a new freshman record with 129. Former second baseman and first team All-American Brandi Stuart set the record in 2000 when she recorded 103 total bases. No Seminole hit the century mark in total bases in 2003 but in 2002 Stuart set the all-time single season mark with 134. Wootson came just six away from breaking that mark.

SHE COULD GET THAT TOO?

Veronica Wootson set a freshman record for home runs and total bases. One of the records Wootson almost set would have been the most impressive of all. Wootson scored 70 runs last year and she came around an amazing 60% of the time she got on base. She came just three runs away from tying the all-time record set by Shamalene Wilson (72) during her first team All-America season as a senior in 1996. Wootson finished the year 12th in the nation in runs scored and the only other freshman in the top 20 was Arizona's Caitlin Lowe who led the NCAA.

their part as well. The 2004 FSU staff surrendered just six homers all season (Casey Hunter 1, Jessica van der Linden 4 and Amy Harrison 1). That translates to almost an 8 to 1 advantage for FSU when it comes to their homers versus the amount allowed to opponents.

	2B	3B	HR	EXTRA BASES
2004	69	27	44	140
2001	93	23	21	137
2000	66	32	17	115
2002	58	23	33	114
1994	58	33	20	111
1992	53	32	23	108
1995	67	29	10	106
2003	63	14	22	99
1999	71	19	7	97
1993	43	32	20	95
1998	61	16	4	81
1987	34	28	19	81
1997	53	16	6	75
1991	41	26	8	75
1996	47	21	5	73
1984	30	15	21	66
1989	30	16	17	63
1990	27	18	13	58
1985	20	21	14	55
1986	17	12	15	43



SEASON IN REVIEW

2004 Final FSU Softball Stats Team Game-by-Game for Florida State (as of Jan 26, 2005) Batting (All games)

Date	Opponent	AB	R	H	RBI	2B	3B	HR	BB	IBB	SB	CS	HBP	SAC	SF	GDP	K	PO	A	E	Avg
Feb 07, 2004	Illinois State	21	11	7	7	1	0	0	6	0	2	0	0	0	0	0	1	15	3	1	.333
Feb 07, 2004	at Louisville	30	8	9	7	2	1	2	5	0	3	0	0	1	0	0	2	21	6	0	.314
Feb 08, 2004	Minnesota	24	3	5	2	1	0	0	3	0	2	0	0	0	0	0	13	21	5	1	.280
Feb 08, 2004	at Florida A&M	28	9	10	6	0	1	0	6	0	2	0	0	0	0	0	4	18	5	1	.301
Feb 11, 2004	at Mercer	30	5	8	4	1	0	0	3	0	4	0	0	0	0	0	8	21	8	0	.293
Feb 11, 2004	at Mercer	25	8	7	7	2	0	1	9	0	0	0	0	2	1	0	3	21	1	1	.291
Feb 15, 2004	S. Mississippi	22	5	10	5	0	0	1	7	0	1	2	0	4	0	0	4	21	7	4	.311
Feb 15, 2004	S. Mississippi	20	9	8	8	4	0	3	1	0	0	0	0	0	1	0	0	15	4	0	.320
Feb 17, 2004	Georgia Southern	22	8	3	3	0	1	0	8	0	1	1	0	0	0	0	3	18	9	1	.302
Feb 17, 2004	Georgia Southern	24	4	7	2	2	2	0	5	0	1	1	0	0	1	10	21	5	0	.301	
Feb 20, 2004	at Jacksonville	23	3	6	2	2	0	0	5	0	1	0	0	3	1	1	4	21	10	1	.297
Feb 20, 2004	at Jacksonville	24	1	3	1	0	0	0	1	0	1	0	0	1	0	0	1	20	5	0	.283
Feb 22, 2004	Florida A&M	22	8	11	8	3	1	0	4	0	1	0	0	0	1	0	0	15	5	2	.298
Feb 27, 2004	vsArmy	26	10	10	10	0	0	3	8	0	2	0	1	0	0	0	1	15	4	0	.305
Feb 27, 2004	vsTexas	24	2	6	2	0	0	0	8	0	0	2	0	0	0	0	2	24	8	0	.301
Feb 28, 2004	vsWashington	30	7	8	7	1	0	2	5	0	0	0	0	1	0	0	9	21	3	0	.299
Feb 28, 2004	vsOklahoma	25	3	9	3	2	0	0	3	0	0	1	0	2	0	0	11	21	7	0	.302
Feb 29, 2004	vsSouth Carolina	30	3	6	3	0	0	2	2	0	0	0	0	1	0	0	10	27	6	1	.296
Feb 29, 2004	vsLouisiana State	30	3	11	1	0	0	0	0	0	0	1	0	1	0	0	10	21	3	0	.300
Mar 05, 2004	Penn State	19	8	9	8	3	1	0	2	0	0	1	1	1	0	0	2	15	2	0	.307
Mar 05, 2004	at Rhode Island	29	11	16	11	2	2	0	4	0	1	0	2	0	1	0	1	15	3	0	.320
Mar 06, 2004	Louisiana-Lafayette	32	0	3	0	0	0	0	1	0	0	0	1	0	0	0	15	30	6	0	.307
Mar 06, 2004	at St John's	33	7	11	4	1	0	0	2	0	1	0	0	0	0	0	5	21	10	2	.309
Mar 07, 2004	Connecticut	20	8	9	7	1	0	1	8	0	1	0	0	2	0	0	4	15	4	1	.313
Mar 09, 2004	Connecticut	26	7	8	6	3	1	0	8	0	1	0	2	0	0	0	4	21	13	2	.313
Mar 11, 2004	Notre Dame	39	4	11	4	2	1	1	3	0	0	0	0	2	0	0	12	30	15	3	.311
Mar 12, 2004	Texas A&M	20	8	7	8	0	0	0	3	0	1	0	0	0	1	0	4	15	3	0	.312
Mar 12, 2004	at Robert Morris	27	9	8	8	0	1	4	5	0	2	1	0	0	0	0	4	21	11	1	.312
Mvar 13, 2004	at St Joseph's	27	7	11	6	1	3	1	2	0	2	0	0	2	1	0	3	21	6	3	.315
Mar 13, 2004	at Central Michigan	20	9	8	6	1	0	1	5	0	2	0	0	3	1	0	0	15	3	0	.317
Mar 13, 2004	St Joseph's	24	14	14	14	4	1	1	2	0	2	0	0	1	0	0	0	15	6	0	.325
Mar 14, 2004	Michigan	21	1	3	0	1	0	0	2	1	3	0	0	0	0	0	10	21	4	1	.321
Mar 16, 2004	Troy State	28	11	15	11	5	2	1	3	0	0	1	0	0	0	0	1	18	6	2	.328
Mar 16, 2004	Troy State	28	6	11	6	1	1	0	3	0	0	1	0	0	1	0	4	21	4	1	.330
Mar 18, 2004	vsArizona State	24	1	3	1	0	0	0	2	0	0	0	0	1	0	0	9	21	10	1	.324
Mar 18, 2004	vsNebraska	23	0	3	0	0	0	0	0	0	0	0	1	0	0	0	5	21	9	0	.320
Mar 19, 2004	vsNevada-Las Vegas	27	2	4	1	0	0	1	2	0	0	0	0	2	0	0	6	24	8	3	.315
Mar 20, 2004	vsFresno State	26	3	6	3	1	0	0	1	0	1	0	0	1	0	0	8	21	9	1	.312
Mar 20, 2004	Cal State Fullerton	19	3	5	3	0	0	0	4	0	0	1	1	3	0	0	4	21	5	1	.311
Mar 25, 2004	Florida Intl	23	5	7	4	1	0	2	5	0	3	1	1	2	0	0	5	21	9	3	.311
Mar 25, 2004	Florida Intl	16	11	5	9	1	0	1	5	0	1	0	0	1	1	0	5	15	2	1	.311
Mar 30, 2004	at Florida A&M	23	12	6	7	1	0	1	8	0	2	0	1	0	0	0	1	15	2	0	.310
Apr 03, 2004	*Georgia Tech	21	4	4	2	1	0	0	3	0	2	0	0	2	0	0	6	21	9	0	.308
Apr 03, 2004	*Georgia Tech	22	2	4	1	2	0	0	2	0	1	0	0	3	0	0	8	21	5	1	.305
Apr 05, 2004	at Florida A&M	30	12	15	10	0	1	1	2	0	1	0	0	0	0	0	2	15	2	0	.311
Apr 07, 2004	Florida	22	2	4	2	0	0	0	2	0	0	0	1	1	0	0	5	21	7	1	.308
Apr 10, 2004	at UCF	31	2	7	2	0	0	1	3	0	2	0	2	3	0	0	7	27	6	1	.306
Apr 10, 2004	at UCF	28	3	7	3	0	0	1	1	0	1	0	2	1	0	0	4	21	8	1	.305
Apr 14, 2004	Florida A&M	24	12	13	11	0	2	1	4	0	2	0	0	0	1	0	3	15	7	2	.309
Apr 17, 2004	at*Virginia	24	1	3	1	0	1	0	2	0	0	1	0	0	0	0	1	21	11	0	.306
Apr 17, 2004	at*Virginia	28	4	10	4	1	0	0	0	0	1	0	0	3	0	0	5	20	5	0	.307
Apr 18, 2004	at*Maryland	32	7	12	7	1	1	2	3	0	3	0	0	0	0	0	7	21	9	0	.309
Apr 18, 2004	at*Maryland	24	2	5	2	2	0	1	3	0	0	0	0	0	0	0	3	21	4	1	.307
Apr 24, 2004	*North Carolina	22	1	5	1	1	0	0	4	0	1	0	0	2	0	0	7	21	9	1	.305
Apr 24, 2004	*North Carolina	24	5	10	4	0	0	0	0	0	0	2	0	2	0	0	2	21	4	2	.307
May 01, 2004	*NC State	26	8	7	8	1	0	1	5	0	0	0	1	0	0	0	3	18	8	1	.307
May 01, 2004	*NC State	24	4	8	4	1	0	0	3	0	0	0	0	1	0	0	2	21	5	1	.307
May 03, 2004	at Auburn	27	0	3	0	2	0	0	0	0	1	0	0	0	0	0	10	23	12	3	.303
May 03, 2004	at Auburn	28	4	7	2	0	0	1	4	0	1	0	0	1	1	0	7	21	8	0	.302
May 08, 2004	at Michigan	26	1	4	1	0	1	0	0	0	0	0	0	0	0	0	6	20	10	2	.300
May 08, 2004	at Michigan	23	0	3	0	0	0	0	0	0	0	0	0	1	0	0	10	18	3	1	.297
May 10, 2004	at Eastern Michigan	23	2	3	2	0	0	1	6	0	0	1	1	1	0	0	4	21	10	0	.295
May 10, 2004	at Eastern Michigan	27	5	10	3	0	0	0	8	0	2	1	0	2	0	0	0	20	3	2	.296
May 14, 2004	Georgia Tech	27	3	11	2	1	0	1	2	0	0	0	0	2	0	1	2	21	12	2	.298
May 15, 2004	North Carolina	20	8	6	7	1	0	1	3	0	0	0	1	1	0	0	2	15	3	1	.298
May 16, 2004	at Georgia Tech	27	3	8	3	1	1	0	4	0	0	0	0	2	0	0	6	21	6	3	.298
May 20, 2004	Long Island	26	4	10	4	0	1	0	2	1	1	0	0	0	1	0	1	21	12	0	.299
May 21, 2004	at Cal St Northridge	24	1	5	1	1	0	0	2	0	0	0	0	3	0	0	3	21	4	3	.298
May 22, 2004	Oregon	45	5	11	4	0	0	0	8	2	1	0	1	1	0	0	10	36	9	3	.297
May 23, 2004	at Oregon	24	0	4	0	1	0	0	1	1	0	0	0	2	0	0	4	18	3	1	.295
May 23, 2004	Oregon	23	2	5	2	1	0	0	2	2	0	0	0	0	0	0	7	21	7	2	.294
May 27, 2004	vsCalifornia	23	2	2	2	0	0	1	1	0	0	0	0	0	0	0	12	21	7	0	.291
May 29, 2004	vsWashington	23	2	4	2	0	0	1	1	0	0	0	1	1	0	0	2	21	6	1	.290
May 30, 2004	vsLouisiana State	25	1	4	1	1	0	1	2	0	0	0	0	0	0	0	13	21	8	3	.288
Totals		1877	369	541	313	69	27	44	252	7	64	19	21	72	13	3	372	1495	476	78	.288



SEASON IN REVIEW

THE PLAY THAT WON THE GAME

OPPONENT	SCORE	THE PLAY
Illinois State	11-3	Elisa Vasquez's two-RBI single brings FSU back from 3-0.
Louisville	8-0	Elisa Vasquez's ground out brings home the only FSU run.
Minnesota	3-0	Jessica van der Linden's two-RBI double gives her the GW RBI.
Florida A&M	9-1	Carly Brieske's infield single drives home the winner.
Mercer	5-1	Lesley Palmer's RBI single to right field.
Mercer	8-2	Tatiana George's solo home run breaks a 2-2 tie.
Southern Miss	5-1	Jessica van der Linden's two-run HR down the right field line.
Southern Miss	9-1	Carly Brieske's three-run HR over the left field fence.
Georgia Southern	8-0	Brieske scores first run of the game on an errant throw.
Georgia Southern	4-0	Wootson walked and came home on a passed ball.
Jacksonville	3-2	Veronica Wootson's sacrifice fly scores Brieske.
Florida A&M	8-0	Jessica van der Linden's RBI single plates George.
Army	10-0	Jessica van der Linden's RBI single in the bottom of the first inning gives FSU the win.
Texas	2-1	Elisa Vasquez's walk-off, bases loaded infield single wins FSU's first extra inning game of 2004.
Washington	7-1	Lesley Palmer's two-out, three run homer in the bottom of the first held up for the win.
Oklahoma	3-2	Jessica van der Linden's walk-off, two-out double in the bottom of the seventh upends OU.
South Carolina	3-1	Two-run, walk off, bottom of the ninth home run by Tatiana George wins it.
Penn State	8-0	Natasha Jacob's first career triple breaks open a 0-0 game in the third.
Rhode Island	11-0	Natasha Jacob follows Veronic Wootson's leadoff triple in the first with an RBI single.
St. John's	7-4	Natasha Jacob's single ties the game and the winning run comes home on ensuing error.
UConn	8-0	Jessica van der Linden's single in the top of the first scores the only run FSU needed.
UConn	7-4	Wootson reaches on a bunt and then scores all the way from first on a throwing error.
Notre Dame	4-3	Kim Hoffer wins the game with walk-off single in the bottom of the tenth inning.
Texas A&M	8-0	Jessica van der Linden's 2-RBI single starts a seven run third inning for FSU.
Robert Morris	9-1	Lesley Palmer's two-run home run in the first wins it.
St. Joe's	7-0	Jessica van der Linden's triple to right plates Wootson who tripled to open the game.
Central Michigan	8-0	Jessica van der Linden's sac fly on a foul out to left scored the eventual game-winner.
St. Joe's	14-0	Carly Brieske's single drives in Lesley Palmer in the shutout win.
Michigan	1-0	Veronica Wootson steals home in the bottom of the sixth to break the 0-0 tie.
Troy State	11-2	Veronica Wootson's two-RBI double puts FSU up 4-0 in an 11-2 win.
Troy State	6-2	Beth Wade's bases loaded triple breaks open a 2-2 game.
Arizona State	1-0	Elisa Vasquez's first inning single drives in Veronica Wootson for the game's only run.
UNLV	2-1	Brieske, who was placed on second, was sacrificed to third and scored on a wild pitch in the 8th.
Fresno State	3-0	Jessica van der Linden's RBI single in the fourth is all FSU needed in the 3-0 win.
Cal State Fullerton	3-0	Jessica van der Linden's RBI single once again scores Veronica Wootson in the 3-0 win.
FIU	5-1	Julie Tiggis' first career home run puts FSU up 3-0 and the Tribe never look back.
FIU	11-0	Jessica van der Linden's first career grand slam in the bottom of the third is all FSU needed.
FAMU	12-0	Lesley Palmer's sun aided double over the left fielder's head drives in the winning run.
Georgia Tech	4-0	van der Linden turned a first inning walk into the winning run thanks to Tech miscues.
Georgia Tech	2-1	Katie Fricke's ball up the middle is mishandled and Brieske scores the winning run.
Florida A&M	12-0	Jessica van der Linden's first inning single scores Veronica Wootson with the game-winner.
Florida	2-0	Jessica van der Linden's first inning single scores Veronica Wootson with the game-winner.
UCF	2-1	Veronica Wootson's ninth inning home run breaks open the 1-1 game.
UCF	3-2	Veronica Wootson's home run in the third inning ends up being the difference in the 3-2 win.
Virginia	1-0	Carly Brieske's second inning triple scores the only run of the game.
Maryland	7-0	Beth Wade's single in the first inning scores Natasha Jacob who drew a walk.
Maryland	2-1	Katie Fricke's second career homer put FSU up 2-0 before the Terps got one back in the 2-1 loss.
North Carolina	1-0	van der Linden's follow's Natasha Jacob's double with a single up the middle to win the game.
North Carolina	5-0	van der Linden's breaks open 0-0 game in the 6th with game-winning RBI that leads to five runs.
NC State	8-0	Tatiana George plates the winning run in the first inning when she draws a bases loaded walk.
NC State	4-0	van der Linden's two run single in the third inning breaks open a 0-0 game.
Auburn	4-0	Lesley Palmer's lead-off home run in the second is all the runs FSU needed in the shutout win.
Eastern Michigan	2-0	Jessica van der Linden's first inning home run was all the offense FSU needed in the win.
Georgia Tech	3-2	LaShaun Davis scores the winning run after the defense mishandles a van der Linden grounder.
North Carolina	8-0	Pinch hitter Katie Fricke drew a bases loaded walk for the first run in what became a 6-run inning.
Georgia Tech	3-1	Veronica Wootson's suicide squeeze but plated LaShaun Davis' after her first career triple.
Long Island	4-0	Jessica van der Linden's ground out in the first plates the only run FSU needs.
Cal State Northridge	1-0	Jessica van der Linden's single into left center field plates the only run of the game.
Oregon	5-4	Veronica Wootson chops a single over the shortstop to plate the winning run in the 12th inning.
Oregon	2-0	Natasha Jacob's third inning double plates Davis and eventually sends FSU to the WCWS.
Washington	2-0	Tatiana George goes yard with a two-run bomb eliminating Washington from the WCWS.

