

2005 In Review

18 NCAA Tournaments ...and Counting

For the sixth-straight season, and 18th overall, Florida State advanced to the NCAA Tournament and was On the doorstep of the Super Regional. 2005 also featured an Academic All-American, ACC Freshman of the Year and three All-ACC selections.



SEASON IN REVIEW

Seminoles Advance to Sixth Straight NCAA Regional, 18th Overall

Florida State ran its streak of consecutive NCAA Tournament appearances to six when its name was called for the Auburn Regional. It was the 18th tournament trip for the Seminoles under Dr. JoAnne Graf, ranking Florida State sixth all-time. A pair of wins over Auburn upped Florida State's total to 39, rating ninth in NCAA history.

Seminoles Advance to Finals of Auburn Regional

On the day the pairings for the 2005 NCAA Tournament were announced, there was some relief in the room as Florida State earned its 18th trip despite a sub-par season by Seminole standards. At the same time, there was some anticipation as FSU had the chance to redeem itself.

The task at hand would not be an easy one as the Seminoles were paired in the same regional as No. 10 Baylor, No. 18 host Auburn and cross-town rival Florida A&M. Florida State quickly took advantage of the second season as senior hurler Casey Hunter pitched a gem, limiting the Tigers to just two hits as Florida State cruised to a 5-0 victory over Auburn in the opening round.

Despite scoring five runs in back-to-back games for just the fourth time in 2005, it wasn't enough as rookie Tiffany McDonald took the loss against Baylor. That afternoon the Seminoles faced elimination for the first time, but another blanking by Hunter, this time a 2-0 decision, knocked the hosts out of the tournament. Once again the Bears had Florida State's number as Baylor broke a 1-1 tie in the bottom of the second to advance to the Super Regional with the 5-3 victory.

Yes It Does Have Her Name On It

Unofficially, the Seminole Softball Complex may have been known as 'The House That Graf Built', but on April 2, 2005, it became official. Having earned nearly every coaching award possible, Dr. JoAnne Graf may have received the honor that put her into the pantheon of collegiate softball coaches. That day, university president Dr. T.K. Wetherell and athletics director Dave Hart officially renamed the stadium "JoAnne Graf Field at the Seminole Softball Complex." Graf joins Bob Heck at Georgia State as the only two active Division I coaches with a stadium named after them.



JoAnne Graf Field Dedication April 2, 2005



***Casey Hunter –
Second Team All-ACC***

Graf Reaches 1,300-Win Mark

As if the first weekend in April wasn't already big enough for the Seminoles after the field dedication, Florida State head coach JoAnne Graf reached another milestone the very next day. The 5-2 decision over Virginia Tech gave Graf her 1,300 career victory. The winningest coach in NFCA history, she completed her 27th season with a 1,311-395-6 career record, putting her 142 wins ahead of the next closest coach. Graf enters the 2006 campaign needing just eight wins to become the second coach in NCAA history to post 1,100 victories.

Florida State Reaches 30 Victories For 26th Straight Season

At the time it may have seemed like any other conference victory, but Florida State's 5-3 triumph over Virginia in the first game of an April 23 doubleheader was its 30th of the season. That win ran the Seminoles' streak to 30 wins or more to 26 seasons. Ironically, the only sub-30 win season in the history of the program came during the first year under Dr. JoAnne Graf as her 1979 squad posted a 26-15 record. Over her career, Graf's teams have averaged 48 victories.

Seminoles Tie Georgia Tech With 11 ACC Victories

A matter of 86 percentage points between Georgia Tech and FSU kept Florida State from claiming its 12th regular season Atlantic Coast Conference Championship in 2005. The Seminoles won eight of their last nine conference games on their way to an 11-6 record in the league. In 14 years of ACC action, Florida State has finished either first or second in all 14 and is the only conference school that can make that claim. Seven more league victories in 2006 will make Florida State the first school to reach 100 conference triumphs.

Student Athlete Part I: Check Out The Big Brain On Natasha

While most student-athletes do a good job of balancing academic and athletics, few do it as well as junior Natasha Jacob. Not only did she lead the team in hitting, but she racked up nearly ever academic award possible. First was the *ESPN The Magazine*/CoSIDA First-Team All-District selection. Then the big awards started coming in as she was named Second-Team Academic All-American by the same committee. Then another national accolade came in as she was joined by classmate Carey Galuppi as a 2004-05 NFCA Scholar Athlete All-Americans.

Student Athlete Part II: She's Got Game

Did we mention that Natasha Jacob played okay on the field in 2005? She ranked in the ACC's top 10 of five different categories, including batting average for which she was third at a career-best .359. For her efforts she earned her second conference accolades, taking home First-Team All-ACC honors. In addition to her ACC ratings, she led Florida State in ten offensive categories, including slugging percentage, on-base percentage and stolen bases.

And The Hits Keep Coming For Jacob

April 2, 2005. Perhaps the low point in the season for left fielder Natasha Jacob. After an 0-3 performance in the second game of the doubleheader against Virginia Tech she was hitless for her last 19 at-bats. Maybe it was a good night's rest or a new pair of socks, but what ever Jacob did the next day made something click. A single versus the Hokies may have seemed like nothing, but it was the start of something impressive. That game, and the next 23, she collected at least one hit to finish the year with a 24-game hitting streak. It is the 19th longest in NCAA history and the longest in more than two years.



**Natasha Jacob —
Academic All-American,
First-Team All-ACC**



**Tiffany McDonald —
2005 ACC
Co-Freshman
of the year**

McDonald Named ACC's Top Rookie

With only one experienced pitcher on the staff, rookie Tiffany McDonald was thrust into the rotation. A question mark at the beginning of the year after an injury kept her out of the fall season, McDonald responded with a stellar campaign and earned ACC Co-Freshman of the Year accolades. She is the second-straight Seminole to win the award, following second baseman Veronica Wootson.

By the end of her rookie season, McDonald had logged a Florida State freshman record 158.2 innings and her 14 victories were more than All-Americans Jessica van der Linden, Casey Hunter and Leslie Malerich. McDonald ranked in the league's top 10 in eight pitching categories and threw her first collegiate no hitter against Jacksonville on March 30.

Hunter Ends Career With All-ACC Honors

The 2005 season marked the end of one of the best pitching careers in Florida State history. The third-best earned run average and strikeout total in 2005 earned Casey Hunter Second-Team All-ACC honors. By the time she threw her last pitch in the Garnet & Gold at the Auburn Regional, she was already supplanted on almost every career pitching category. Hunter finished just six strikeouts (893) short of Jessica van der Linden's record, while rating second in appearances (137), third in innings pitched (759.1), fourth in wins (85) and eighth in shutouts (36).

Wood(en) Backstop Earns All-Conference Accolades

Another freshman that saw immediate action was Tiffany McDonald's battery mate Melissa Wood. 'Moe' put up almost as good as numbers as McDonald, finishing second on the team with a .258 average. A starter in 59-of-60 games, she finished second on the squad with 24 RBI, six home runs and eight doubles. Her contributions earned her a spot on the Second-Team All-ACC squad.

Hoffer Knows How To Take One For The Team

One of the most important, but perhaps unsung, statistics in softball is the sacrifice hit. Last season, few in the country, let alone the conference, were as good at giving up their at-bat for the team as junior Kim Hoffer. A jack of all trades with 47 starts at four different positions, Hoffer was 15th in the NCAA with a 0.33 sacrifice hits per game average. Hoffer set the tone for 2006 over the last half of the season, raising her batting average 78 points as the Seminoles' everyday shortstop.

SEASON IN REVIEW

She Can't Sing Or Act, But Osmon Plays A Heck Of A First Base

Brittany Osmon earned the nickname 'The Breeze' from her father, but it could easily come from the way she flies around the bases. The rookie finished her first season ranked fifth in the conference with four triples. Osmon also had the distinction of being one of only two players (Natasha Jacob) to start all 63 games as the Seminoles' everyday first baseman.

George Touches Them All On Senior Day

The last at-bat of your last home game. If the story was written in Hollywood, then Tatiana George may have won an Oscar with her two-run, walk-off home run in the bottom of the seventh on Senior Day to beat Virginia, 3-2. The blast was one of her team-leading seven round trippers that also ranked her eighth in the league. She finished her career ranked fourth in school history with 17 home runs.

LaShaun Davis Earns ACC Player of the Week Honors

One of the best weeks of any Seminole in 2005 was turned in by sophomore LaShaun Davis. FSU's right fielder hit .417, including a career-best three rips versus Maine, with four RBIs and four runs scored to earn ACC Player of the Week honors on March 7. Davis had the third-highest average on the team last season and, unfortunately, the dubious honor of setting the FSU single-season record with 55 strikeouts.

2005 Players Attack The All-Time Charts

Get the erasers out, several members of the 2005 squad did a number on the Florida State record books. Two returning players made their way onto the lists as sophomore Veronica Wootson moved into ninth place with her .445 slugging percentage and her 11 home runs are 10th. Also occupying the 10th spot is Natasha Jacob with her 44 stolen bases. Already on the top-10 list for strikeouts, Casey Hunter added her name for appearances, innings pitched, wins and shutouts. Tatiana George finished her career with the fourth-most home runs as well as top 10 rankings in walks (6th — 887) and runs (10th — 116). In just three years, senior third baseman Leslie Palmer had the fifth-most doubles (33) and home runs (16) while rating seventh with 86 walks.



Tatiana George — Senior Captain

2005 Results:

Date	Opponent	Score	Pitcher (Record)
2/9	at Florida A&M	W 5-2	McDonald (W 1-0)
2/9	at Florida A&M	L 7-10	Harrison (L 0-1)
2/11	Missouri - !	L 2-3 (9)	Hunter (L 0-1)
2/11	Nicholls State - !	W 2-0	McDonald (W 2-0)
2/12	Nicholls State - !	W 7-3	Hunter (W 1-1)
2/12	Missouri - !	L 3-6	Hunter (L 1-2)
2/15	at Georgia Southern	L 0-1	Hunter (L 1-3)
2/15	at Georgia Southern	W 3-0	McDonald (W 3-0)
2/18	South Carolina - #	W 4-2	Hunter (W 2-3)
2/18	Syracuse - #	W 5-4 (8)	Hunter (W 3-3)
2/19	SE Louisiana - #	W 6-0	McDonald (W 4-0)
2/19	Syracuse - #	L 1-2	Hunter (L 3-4)
2/25	vs. Lehigh - %	W 5-1	McDonald (W 5-0)
2/25	vs. Michigan State - %	W 4-1	Hunter (W 4-4)
2/26	vs. #13 Oklahoma - %	L 0-3	Hunter (L 4-5)
2/26	vs. #25 Fresno State - %	W 2-0	Hunter (W 5-5)
3/2	Maine	W 1-0	Hunter (W 6-5)
3/2	Maine	W 5-2	McDonald (W 6-0)
3/4	at North Carolina - *	W 2-0	Hunter (W 7-5)
3/4	at North Carolina - *	W 6-3	McDonald (W 7-0)
3/5	at North Carolina - *	L 2-3	Hunter (L 7-6)
3/7	at NC State - *	W 5-2	Hunter (W 8-6)
3/7	at NC State - *	L 1-2	McDonald (L 7-1)
3/11	Iowa State - ^	W 1-0	Hunter (W 9-6)
3/11	Saint Joseph's - ^	W 4-0	McDonald (W 8-1)
3/12	Radford - ^	W 4-0	Hunter (W 10-6)
3/12	Eastern Kentucky - ^	W 13-5	McDonald (W 8-1)
3/13	Southern Illinois - ^	L 0-4	Hunter (L 10-7)
3/17	vs. #5 Texas - \$	L 2-7	Hunter (L 10-8)
3/17	vs. Long Beach State - \$	W 5-1	McDonald (W 10-1)
3/18	vs. #1 Arizona - \$	L 0-6	Hunter (L 10-9)
3/19	vs. Syracuse - \$	L 3-4 (8)	Hunter (L 10-10)
3/26	at #21 Georgia Tech - *	L 0-2	Hunter (L 10-11)
3/26	at #21 Georgia Tech - *	1-3 L	McDonald (L 10-2)
3/27	at #21 Georgia Tech - *	L 0-5	McDonald (L 10-3)
3/30	Jacksonville	L 2-5	Hunter (L 10-12)
3/30	Jacksonville	W 11-0	McDonald (W 11-3)
4/2	Virginia Tech - *	W 4-2	Hunter (W 11-12)
4/2	Virginia Tech - *	W 3-2	Hunter (W 12-12)
4/3	Virginia Tech - *	W 5-2	McDonald (W 12-3)
4/13	Central Florida	L 1-2	McDonald (L 13-4)
4/13	Central Florida	W 1-0	Hunter (W 13-12)
4/16	Maryland - *	W 1-0 (9)	Hunter (W 14-12)
4/16	Maryland - *	L 2-7	McDonald (L 13-5)
4/17	Maryland - *	W 2-0	Hunter (W 15-12)
4/18	Florida A&M	W 4-1	McDonald (W 14-5)
4/20	Florida A&M	W 5-1	Hunter (W 16-12)
4/23	Virginia - *	W 5-3	Hunter (W 17-12)
4/23	Virginia - *	W 4-0	McDonald (W 14-5)
4/24	Virginia - *	W 3-2	Hunter (W 18-12)
5/1	at Troy	L 3-5	Hunter (L 18-13)
5/1	at Troy	L 1-3	McDonald (L 14-6)
5/3	at #16 Florida	L 4-7	Hunter (L 18-14)
5/3	at #16 Florida	L 0-2	McDonald (L 14-7)
5/6	at Brigham Young	W 12-3	Hunter (W 19-14)
5/6	at Brigham Young	L 2-5	McDonald (L 14-8)
5/7	at Utah	L 5-8	Hunter (L 19-15)
5/12	vs. Virginia Tech - &	L 2-3 (14)	Hunter (L 19-16)
5/13	at Maryland - &	L 0-2	McDonald (L 14-9)
5/20	at #18 Auburn - +	W 5-0	Hunter (W 20-16)
5/21	vs. #10 Baylor - +	L 5-9	McDonald (L 14-10)
5/21	vs. #18 Auburn - +	W 2-0	Hunter (W 21-16)
5/22	vs. #10 Baylor - +	L 3-5	Hunter (L 21-17)

() extra inning game

* - ACC Game

! - Seminole Classic

- Sunshine State Tournament

% - Leadoff Classic (Columbus, Ga.)

^ - FSU Invitational

\$ - Kia Klassic (Fullerton, Calif.)

& - ACC Tournament (College Park, Md.)

+ - NCAA Tournament (Auburn, Ala.)

2005 STATISTICS

2005 Florida State Softball Stats Overall Statistics for Florida State (All games sorted by Batting avg)

Record: 35-28 Home: 21-7 Away: 10-14 Neutral: 4-7 ACC: 11-6

Player	AVG	GP-GS	AB	R	H	2B	3B	HR	RBI	TB	SLG%	BB	HBP	SO	GDP	OB%	SF	SH	SB-ATT	PO	A	E	FLD%
13 Natasha Jacob	.359	63-63	198	29	71	5	5	0	16	86	.434	21	1	45	0	.417	3	5	14-20	37	4	0	1.000
11 Melissa Wood	.258	60-59	159	10	41	8	0	6	24	67	.421	21	1	38	2	.342	3	2	0-0	324	3	14	.989
22 LaShaun Davis	.252	62-61	163	25	41	5	2	5	21	65	.399	15	3	55	0	.326	0	4	11-15	48	4	3	.945
15 Lesley Palmer	.250	62-62	176	19	44	12	1	3	23	67	.381	23	0	39	0	.337	0	6	0-1	56	112	25	.870
8 BillieAnne Gay	.247	39-34	81	7	20	4	2	1	6	31	.383	2	2	8	0	.282	0	12	0-0	195	25	1	.995
1 Veronica Wootson	.241	62-62	195	24	47	8	2	3	21	68	.349	10	2	41	2	.281	3	3	11-15	120	81	15	.931
5 Whitney Buckmon	.239	46-41	113	16	27	2	0	0	3	29	.257	6	5	27	0	.304	1	4	9-16	26	4	3	.909
33 Tatiana George	.235	59-57	162	26	38	5	1	7	25	66	.407	21	2	45	0	.326	2	14	4-5	73	34	8	.930
9 Brittany Osmon	.217	63-63	161	12	35	6	4	1	18	52	.323	21	3	42	0	.314	3	5	1-1	342	26	6	.984
6 Kim Hoffer	.183	49-47	109	16	20	7	0	1	12	30	.275	22	3	34	0	.331	2	16	0-1	54	53	11	.907
44 Carey Galuppi	.158	37-3	19	12	3	1	0	0	0	4	.211	0	0	5	0	.158	0	1	0-1	1	0	0	1.000
12 Carly Brieske	.102	36-15	49	11	5	3	0	0	2	8	.163	0	0	12	0	.102	0	3	1-1	5	0	1	.833
23 Tiffany McDonald	.000	32-26	0	0	0	0	0	0	0	0	.000	0	0	0	0	.000	0	0	0-0	5	42	4	.922
21 Amy Harrison	.000	5-1	0	0	0	0	0	0	0	0	.000	0	0	0	0	.000	0	0	0-0	0	1	0	1.000
7 Casey Hunter	.000	47-36	0	0	0	0	0	0	0	0	.000	0	0	0	0	.000	0	0	0-0	11	32	9	.827
20 Robyn Petrovich	.000	4-0	0	1	0	0	0	0	0	0	.000	0	0	0	0	.000	0	0	0-0	0	0	0	.000
Totals	.247	63-63	1585	208	392	66	17	27	171	573	.362	162	22	391	4	.323	17	75	51-76	1297	449	90	.951
Opponents	.218	63-63	1602	166	349	63	5	12	143	458	.286	229	32	493	2	.327	5	39	53-83	1290	531	78	.959

LOB - Team (367), Opp (448). DPs turned - Team (14), Opp (14). IBB - Team (1), N Jacob 1, Opp (2). Picked off - K Hoffer 1, B Gay 1.

(All games sorted by Earned Run avg)

Player	ERA	W-L	APP	GS	CG	SHO/CBO	SV	IP	H	R	ER	BB	SO	2B	3B	HR	AB	B/Avg	WP	HBP	BK	SFA	SHA
7 Casey Hunter	1.70	21-17	47	36	29	10/1	3	268.1	201	96	65	126	338	35	3	8	982	.205	15	16	0	3	27
23 Tiffany McDonald	1.81	14-10	32	26	14	4/2	1	158.2	134	59	41	99	148	25	2	3	591	.227	6	16	0	2	11
21 Amy Harrison	14.44	0-1	5	1	0	0/1	0	5.1	14	11	11	4	7	3	0	1	29	.483	0	0	0	0	1
Totals	1.89	35-28	63	63	43	16/2	4	432.1	349	166	117	229	493	63	5	12	1602	.218	21	32	0	5	39
Opponents	2.25	28-35	63	63	34	8/2	7	430.0	392	208	138	162	391	66	17	27	1585	.247	29	22	1	17	75

PB - Team (5), M Wood 4, B Gay 1, Opp (15). Pickoffs - Team (8), M Wood 5, B Gay 2, T McDonald 1, Opp (2). SBA/ATT - M Wood (36-54), C Hunter (30-46), T McDonald (20-34), B Gay (17-29), A Harrison (3-3).



ACC DOMINANCE

A big part of Coach Graf's legacy is the program's dominance in the Atlantic Coast Conference. Starting with its first championship in 1992, Florida State has won twice as many ACC titles (10) as the rest of the conference combined and the Seminoles have won the regular season championship 10 times in 14 years. No other ACC program has ever gone through their regular season conference schedule undefeated yet FSU has done it four times. The Tribe is the only ACC school to ever go to the Women's College World Series and they have done that on seven occasions. FSU's 21 All-Americans are more than the rest of the ACC combined and the Seminoles have won 33 more ACC games than their nearest competitor.

SEASON IN REVIEW

A Quick Look at FSU

2005 Review

Overall Record	35-28
ACC Record/Finish	11-6/2nd
Postseason	NCAA Regionals
Final NFCA Ranking	NR
Final ESPN Ranking	NR
Head Coach	Dr. JoAnne Graf
Assoc. Coach	Louie Berndt
Asst. Coach	Megan Matthews Bunning

Florida State's 2005 Record...

Home	21-7
Away	10-14
Neutral	4-7
Home tournaments	9-3
Vs. ranked teams	2-10
ACC Home	8-1
ACC Away	3-5
Vs. Big 12	0-6
Vs. Big Ten	2-2
Vs. Pac-10	0-1
Vs. SEC	3-2
Vs. Big East	1-2
Day Games	28-26
Night Games	7-2
In Georgia	4-5
In Maryland	0-2
In Florida	22-10
In Alabama	2-4
In California	1-3
In Utah	1-2
On Monday	2-1
On Tuesday	1-3
On Wednesday	6-3
On Thursday	1-2
On Friday	7-3
On Saturday	11-10
On Sunday	3-5
In February	10-6
In March	11-10
In April	11-2
In May	3-10
FSU scores 0-2 runs	9-20
FSU scores 3-5 runs	20-7
FSU scores 6-9 runs	3-1
FSU scores 10+ runs	3-0
Opponent scores 0-2 runs	29-7
Opponent scores 3-5 runs	6-13
Opponent scores 6-9 runs	0-7
Opponent scores 10+ runs	0-1
FSU leads after 6 innings	24-0
FSU trails after 6 innings	1-25
Tied after 6 innings	7-3
FSU homers	9-7
Opponent homers	1-11
FSU versus RHP (Starter)	33-24
FSU versus LHP (Starter)	2-4
FSU scores first	24-10
Opponent scores first	6-18

Weekly Rankings

Week	NFCA	ESPN
Preseason	10	11
Wk 1	NA	10
Wk 2	18	15
Wk 3	21	22
Wk 4	20	21
Wk 5	21	22
Wk 6	22	24
Wk 7	24	25
Wk 8	NR	NR
Wk 9	NR	NR
Wk 10	NR	NR
Wk 11	NR	NR
Wk 12	NR	NR
Wk 13	NR	NR
Wk 14	NR	NR
Wk 15	NR	NR
Final	NR	NR

Fielding

Putouts	42	Virginia Tech (5/12)
Assists	17	Virginia Tech (5/12)
Errors	4	Three Times
Passed balls	1	Five Times
DP's turned	2	Georgia Tech (3/27)

Pitching

Innings Pitched	14.0	Virginia Tech (5/12)
Strikeouts	17	Twice
Wild Pitches	3	Twice
Hit Batters	5	Syracuse (3/19)

The play that won the game

OPPONENT	SCORE	THE PLAY
Florida A&M	5-2	Tatiana George grounds out to short, scoring Veronica Wootson
Nicholls State	2-0	Brittany Osmon's 3rd inning sacrifice fly to left scores LaShaun Davis
Nicholls State	7-3	Natasha Jacob's triple scores three including the winning run
Georgia Southern	3-0	Lesley Palmer's single scores Tatiana George
South Carolina	4-2	Lesley Palmer's double scores two runs in the seventh
Syracuse	5-4	Veronica Wootson singled in the 8th inning to score Tatiana George
SE Louisiana	6-0	Veronica Wootson scores on the Tatiana George triple
Lehigh	5-1	Melissa Wood's 4th inning grand slam proved to be the game winner.
Michigan State	4-1	Lesley Palmer's single scores Tatiana George
Fresno State	2-0	Natasha Jacob's double in the 4th scored both runs
Maine	1-0	Britney Osmon's seventh inning walk-off single scored Whitney Buckmon
Maine	5-2	Natasha Jacob's triple scored Veronica Wootson in the fifth inning.
North Carolina	2-0	LaShaun Davis' seventh inning single scored Britney Osmon.
North Carolina	6-3	Natasha Jacob's single scored BillieAnne Gay in the seventh
NC State	5-2	Melissa Wood's double scored Veronica Wootson
Iowa State	1-0	Melissa Wood's walk-off double scores Veronica Wootson
St. Joseph's	4-0	Veronica Wootson homers in the first inning
Radford	4-0	Lesley Palmer's first inning, bases loaded walk scores Natasha Jacob
Eastern Kentucky	13-5	BillieAnne Gay doubles to score Kim Hoffer
Long Beach State	5-1	Kim Hoffer's homerun in the second inning
Jacksonville	11-0	Melissa Wood's single scored Veronica Wootson
Virginia Tech	4-2	Lesley Palmer scored on an error by the shortstop
Virginia Tech	3-2	Carly Brieske scored on an error by the shortstop
Virginia Tech	5-2	Carey Galuppi scored on an error by the catcher
Central Florida	1-0	LaShaun Davis' double scores Carly Brieske
Maryland	1-0	Lesley Palmer's walk-off single down the left field line scored Natasha Jacob
Maryland	2-0	Melissa Wood's sacrifice fly to left scored Natasha Jacob
Florida A&M	4-1	Tatiana George's double scored Kim Hoffer
Florida A&M	5-1	Natasha Jacob scored on an error by the third baseman
Maryland	5-3	Kim Hoffer's sacrifice fly in the second scored Veronica Wootson
Maryland	4-0	Natasha Jacob scored in the third on an error by the shortstop
Virginia	3-2	Tatiana George hits a game-winning home run in her last game at JoAnne Graf Field
Brigham Young	12-3	Tatiana George scored on an error by the third baseman
Auburn	5-0	Tatiana George scored on an error by the catcher
Auburn	2-0	Natasha Jacob scored on an error by the catcher

2005 Multi Hit Games

Name	2	3	4	5+	Tot.
Natasha Jacob	15	3	1	-	19
Lesley Palmer	9	2	-	-	11
LaShaun Davis	7	2	-	-	9
Melissa Wood	8	1	-	-	9
Brittany Osmon	6	1	-	-	7
Tatiana George	5	4	-	-	6
Veronica Wootson	2	3	-	-	5
BillieAnne Gay	4	-	-	-	4
Whitney Buckmon	3	-	-	-	3
Kim Hoffer	2	-	-	-	2
Carly Brieske	1	-	-	-	1

2005 Season Highs

At bats	49	Virginia Tech (5/12)
Runs Scored	13	Eastern Kentucky (3/12)
Hits	13	Twice
RBIs	13	Eastern Kentucky (3/12)
Doubles	6	Radford (3/12)
Triples	2	Florida A & M (2/4)
Home Runs	2	Jacksonville (3/30)
Total Bases	20	Twice
Walks	7	Florida A & M (2/4)
Strikeouts	22	Virginia Tech (5/12)
Sacrifice Hits	7	Eastern Kentucky (3/12)
Sacrifice Flies	2	Georgia Southern (2/15)
Stolen Bases	5	Maryland (4/16)
Caught Stealing	3	Florida A & M (2/4)

2005 Multi-RBI Games

Name	2	3	4	5+	Tot.
Lesley Palmer	5	2	-	-	7
Veronica Wootson	6	-	-	-	6
Natasha Jacob	3	2	-	-	5
Tatiana George	4	1	-	-	5
LaShaun Davis	2	3	-	-	5
Melissa Wood	-	1	1	-	2
Kim Hoffer	1	1	-	-	2
Brittany Osmon	2	-	-	-	2
Carly Brieske	1	-	-	-	1
BillieAnne Gay	1	-	-	-	1

Hitting Streaks

Player	Longest	Current
Natasha Jacob	24	24
Veronica Wootson	7	-
Lesley Palmer	6	-
Melissa Wood	6	2
Brittany Osmon	5	-
Tatiana George	4	-
Whitney Buckmon	4	-
LaShaun Davis	4	-
Kim Hoffer	3	1
BillieAnne Gay	3	-
Carey Galuppi	2	-
Carly Brieske	2	-

ESPN.COM/USA Softball (Final)

Rank	School	Record	Points	Last Wk.
1	Michigan (20)	65-7	500	1
2	UCLA	40-20	472	12
3	Tennessee	67-15	450	13
4	Texas	49-13	434	T5
5	Arizona	45-12	423	3
6	California	52-15	400	2
7	Alabama	63-15	389	8
8	Stanford	43-16	340	4
9	Texas A&M	47-10	326	T5
10	Georgia	55-15	318	9
11	DePaul	45-21	308	23
12	Oklahoma	54-17	283	11
13	Baylor	51-14	264	10
14	Oregon State	43-16	247	7
15	Fresno State	43-12	195	15
16	Northwestern	42-18	182	18
17	Washington	35-22	167	21
18	Missouri	44-15	158	16
19	LA-Lafayette	51-10	147	14
20	Georgia Tech	50-13	133	17
21	Iowa	49-14	112	19
22	Auburn	50-17	77	20
23	Bethune Cookman	49-19	56	NR
24	Southern Illinois	47-14	41	22
25	Nebraska	36-23	27	24

USA Today/NFCA (Final)






Rank	School	Record	Points	Last Wk.
1	Michigan (25)	65-7	625	1
2	UCLA	40-20	600	12
3	Tennessee	67-15	568	11
4	Arizona	45-12	536	3
5	Texas	49-13	528	7
6	California	52-15	492	2
7	Alabama	63-15	491	9
8	DePaul	45-21	436	NR
9	Georgia	55-15	418	8
10	Stanford	43-16	362	4
11	Texas A&M	47-10	361	5
12	Baylor	51-14	342	13
13	Oklahoma	50-17	334	10
14	Washington	35-22	293	21
15	Oregon State	43-16	277	6
16	Northwestern	42-18	266	19
17	Georgia Tech	51-14	165	17
18	Bethune-Cookman	49-19	134	NR
19	LA-Lafayette	51-10	110	14
20	Missouri	44-15	106	16
20	Auburn	50-18	106	18
22	Fresno State	43-12	93	15
23	Oregon	36-25	78	NR
24	Iowa	50-14	60	22
25	Nebraska	36-23	58	25

ACC RESULTS




2005 ACC Standings

	ACC			Overall		
	W	L	Pct.	W	L	Pct
Georgia Tech	11	4	.733	51	14	.785
Florida State	11	6	.647	35	28	.556
Virginia	9	8	.529	31	32	.492
NC State	7	7	.500	41	25	.621
North Carolina	9	9	.500	38	29	.567
Maryland	5	9	.357	28	21	.571
Virginia Tech	4	13	.235	44	25	.638

ACC Tournament Championships

 Florida State	10
 Georgia Tech	2
 North Carolina	1
 Maryland	1
 Virginia	1


All-Americans since 1992

 Florida State	21
 North Carolina	6
 Georgia Tech	5
 Maryland	3
 Virginia	1





All-Time ACC Wins

 Florida State	93
 North Carolina	60
 Georgia Tech	54
 Maryland	38
 Virginia	31

College World Series

 Florida State	7
 North Carolina	0
 Georgia Tech	0
 Maryland	0
 Virginia	0

NCAA Tournaments

 Florida State	18
 Georgia Tech	4
 North Carolina	4
 Maryland	1
 Virginia Tech	1

2005 ACC Tournament Results

College Park, Md. - University of Maryland

Thursday, May 12

#4 NC State d. #5 North Carolina 2-0
 #7 Virginia Tech d. #2 Florida State 3-2 (14 innings)
 #3 Virginia d. #6 Maryland 5-4
 #1 Georgia Tech d. #4 NC State 2-0

Friday, May 13

#3 Virginia d. #7 Virginia Tech 2-1
 #6 Maryland d. #2 Florida State 2-0
 #7 Virginia Tech d. #5 North Carolina 4-0
 #6 Maryland d. #4 NC State 3-2 (8 innings)

Saturday, May 14

#1 Georgia Tech d. #3 Virginia 3-0
 #7 Virginia Tech d. #6 Maryland 5-3
 #7 Virginia Tech d. #3 Virginia 2-1

Sunday, May 15

#1 Georgia Tech d. #7 Virginia Tech 1-0

All-Tournament Team

Georgia Tech: Jessica Sallinger (MVP), Amy Hosier, Kirin Kumar, Christine Sheridan
Virginia Tech: Kelly Brown, Megan Evans, Angela Tincher
Virginia: Elea Crockett, Jenn Wynn
Maryland: Jessica Aditays, Nikki Smith

ALL-ACC

First Team

Florida State: Natasha Jacob
Georgia Tech: Amy Hosier, Caitlin Lever, Jessica Sallinger, Christine Sheridan
Maryland: Lindsay Klein
North Carolina: Anna Evans
NC State: Jen Chamberlin, Abbie Sims
Virginia: Sara Larquier, Jenn Wynn

Second Team

Florida State: Casey Hunter, Melissa Wood
North Carolina: Crystal Cox
Georgia Tech: Aileen Morales
NC State: Heather Gelbard
Virginia: Jessica Taylor, Elea Crockett
Virginia Tech: Kelly Brown, Megan Evans

ACC HISTORY

Annual ACC Softball Tournament Champions

YEAR	CHAMPION	HEAD COACH	RUNNER UP	SITE
1992	Florida State	Dr. JoAnne Graf	Virginia	Tallahassee, Fla.
1993	Florida State	Dr. JoAnne Graf	Virginia	Tallahassee, Fla.
1994	Virginia	Peggy Kellers	Florida State	Tallahassee, Fla.
1995	Florida State	Dr. JoAnne Graf	Georgia Tech	Tallahassee, Fla.
1996	Florida State	Dr. JoAnne Graf	North Carolina	Raleigh, N.C.
1997	FSU/Maryland	Graf/LaMandre	—	Marietta, Ga.
1998	Florida State	Dr. JoAnne Graf	Virginia	Tallahassee, Fla.
1999	Florida State	Dr. JoAnne Graf	Virginia	Tallahassee, Fla.
2000	Florida State	Dr. JoAnne Graf	Virginia	Tallahassee, Fla.
2001	North Carolina	Donna Papa	Florida State	Raleigh, N.C.
2002	Georgia Tech	Kate Madden	North Carolina	Tallahassee, Fla.
2003	Florida State	Dr. JoAnne Graf	Virginia	Tallahassee, Fla.
2004	Florida State	Dr. JoAnne Graf	Georgia Tech	Tallahassee, Fla.
2005	Georgia Tech	Ehren Earlywine	Virginia Tech	College Park, Md.



Atlantic Coast Conference Honors

YEAR	PLAYER OF THE YEAR	PITCHER OF THE YEAR	COACH OF THE YEAR	ROOKIE OF THE YEAR	TOURNAMENT MVP
1992	Toni Gutierrez, FSU		Dr. JoAnne Graf, FSU	Stephanie Weitman, GT	Susan Buttery, FSU
1993	Eileen Schmidt, UVA		Dr. JoAnne Graf, FSU	Shamalene Wilson, FSU	Lisa Davidson, FSU
1994	Beverly Smith, UNC		Peggy Kellers, UVA	Laura Williams, GT	Michelle Collins, UVA
1995	Cindy Lawton, FSU		Regina Tomaselli, GT	Kristy Hull, FSU	Cindy Lawton, FSU
1996	Shamalene Wilson, FSU		Donna Papa, UNC	Kelly Shipman, MD	Renee Espinoza, FSU
1997	Laura Williams, GT		Dr. JoAnne Graf, FSU	Anne Knobbe, GT	Kristy Fuentes, FSU
1998	Brandy Arthur, UNC		Donna Papa, UNC	Radara McHugh, UNC	Stacy Venable, FSU
1999	Kelly Shipman, MD		Gina LaMandre, MD	Kristen Dennis, UVA	Danielle Cox, FSU
2000	Michelle Semmes, UNC		Donna Papa, UNC	Ruby Rojas, Virginia	Leslie Malerich, FSU
2001	Leslie Malerich, FSU		Dr. JoAnne Graf, FSU	Jessica van der Linden, FSU	Radara McHugh, UNC
2002	Kristen Dennis, UVA		Kate Madden, GT	Jessica Sallinger, GT	Jessica Sallinger, GT
2003	Jessica van de Linden, FSU		Dr. JoAnne Graf, FSU	Crystal Cox, UNC	Lesley Palmer, FSU
2004	Jessica van de Linden, FSU		Dr. JoAnne Graf, FSU	Veronica Wootson, FSU	Casey Hunter, FSU
2005	Sara Larquier, Virginia	Jessica Sallinger, GT*	Ehren Earlywine, GT	Tiffany McDonald, FSU/ Aileen Morales, GT	Jessica Sallinger, GT

* Pitcher of the year added in 2005

Year-by-Year ACC Results

1992 ... (4 - 2)

FSU 10 UVA 0
FSU 12 UNC 1
UVA 0 FSU 1
FSU 5 UVA 2
UNC 1 FSU 0
FSU 10 GT 0

1993 ... (4 - 0)

FSU 3 GT 0
FSU 2 GT 0
FSU 7 UVA 0
FSU 3 UVA 2

1994 ... (9 - 2)

FSU 6 GT 1
FSU 2 GT 1
FSU 7 UVA 0
FSU 4 UVA 3
FSU 5 UNC 1
FSU 6 UNC 2
FSU 11 GT 0A
FSU 9 UVA 4
UNC 1 FSU 0
FSU 8 UVA 0
UVA 5 FSU 4
FSU 3 UVA 2

1995 ... (6 - 0)

FSU 9 GT 4
FSU 10 GT 1
FSU 6 UNC 3
FSU 3 UNC 1
UVA 3 FSU 2
UVA 3 FSU 0

1996 ... (5 - 3)

FSU 2 GT 0
GT 3 FSU 1
FSU 8 UVA 0
FSU 5 UVA 4
FSU 4 MD 0
FSU 6 MD 2
UNC 3 FSU 2
UNC 5 FSU 4
FSU 8 UVA 0
UVA 6 FSU 3
FSU 6 UNC 0
FSU 12 UNC 4

1997 ... (7 - 1)

FSU 5 GT 1
FSU 8 GT 5
FSU 1 MD 0
FSU 3 MD 0
FSU 8 UVA 0
UVA 6 FSU 3
FSU 6 UNC 0
FSU 12 UNC 4

1998 ... (5 - 3)

FSU 3 UNC 2
FSU 7 UNC 6
FSU 3 GT 2
FSU 4 GT 1
UVA 4 FSU 1
UVA 3 FSU 0
MD 5 FSU 3
FSU 9 MD 1
UVA 5 FSU 4

1999 ... (6 - 2)

FSU 8 UVA 2
FSU 2 UVA 1
FSU 4 MD 1
MD 5 FSU 4
FSU 7 GT 0
FSU 8 GT 5
UNC 6 FSU 0
FSU 8 UNC 3
FSU 6 UVA 2
FSU 10 MD 3
FSU 3 MD 2

2000 ... (6 - 2)

GT 2 FSU 1
GT 8 FSU 2
FSU 10 UNC 9
FSU 5 FSU 4
FSU 3 GT 0
FSU 6 GT 5
FSU 10 FSU 0
FSU 3 UNC 3

2001 ... (7 - 1)

FSU 7 GT 0
GT 2 FSU 1
FSU 2 UNC 0
FSU 5 UNC 0
FSU 8 UVA 0
FSU 10 UVA 2
FSU 5 MD 0
FSU 10 MD 1

2002 ... (6 - 0)

FSU 7 GT 3
FSU 4 GT 2
FSU 7 UNC 6
FSU 9 UNC 5
FSU 4 UVA 0
FSU 6 UVA 3

2003 ... (8 - 0)

FSU 6 MD 2
FSU 3 MD 2
FSU 1 UNC 0
FSU 4 UNC 0
FSU 5 UVA 0
FSU 12 UVA 1
FSU 4 GT 0
FSU 6 GT 0

2004 ... (9 - 1)

FSU 4 GT 0
FSU 2 GT 1
FSU 1 UVA 0
UVA 5 FSU 4
FSU 7 MD 0
FSU 2 MD 0
FSU 1 UNC 0
FSU 5 UNC 0
FSU 8 NCST 0
FSU 4 NCST 0

2005 ... (11 - 6)

FSU 2 UNC 0
FSU 6 UNC 3
UNC 3 FSU 2
FSU 5 NCST 2
NCST 2 FSU 1
GT 2 FSU 0
GT 3 FSU 1
GT 5 FSU 0
FSU 4 VT 2
FSU 3 VT 2
FSU 5 VT 2
FSU 1 MD 1
MD 7 FSU 2
FSU 2 MD 0
FSU 5 UVA 3
FSU 4 UVA 0
FSU 3 UVA 2

