



2006 In Review



Season in Review

Seminoles Advance to Super Regional

Florida State found itself two wins away from advancing to its eighth Women's College World Series as the Seminoles advanced to the Super Regional of the NCAA Tournament. After winning the Athens Regional, FSU faced No. 7 Arizona State in Tempe, Ariz. Unfortunately, Florida State's season would end in the desert as Arizona State used timely hitting to take the first game 6-1 and six errors cost the Seminoles the second game, 5-1. Second baseman Veronica Wootson belted a home run for FSU's only run in the opener. Florida State was one of two unranked teams – along with UMass – to advance to the Super Regional.

May's Outstanding Performance Propels FSU To Athens Regional Title

Not even Hollywood could have scripted a better outcome for the Seminoles in the Athens Regional of the NCAA Tournament. After losing game one on Saturday 3-1 to the No. 8 Bulldogs, FSU's season came down to one game. In the circle for the championship game was freshman Melissa May, who hadn't pitched since April 1 because of an illness. All the rookie left-hander did was throw a three-hit shutout to beat Georgia 2-0 and send the Seminoles to the Super Regional. Shortstop Yuruby Alicart lofted an opposite field home run in the third inning and reserve Carey Galuppi scored an insurance run in the seventh to seal the victory.

Florida State came into the regional on a roll having won eight of its last 11 games. The Seminoles opened the regional with a convincing 7-2 victory over Coastal Carolina. FSU scored three unearned runs in the second inning then held on for the 3-2 triumph over the host Bulldogs. Georgia forced a second game on Sunday after winning 3-1, but the Seminoles bounced back to take the finale 2-0.



LaShaun Davis

Florida State Back In the Top 25

After flirting with the Top 25 several times throughout the year, Florida State got back in the polls when it mattered the most. The Seminoles' impressive run to the Super Regional vaulted them into the final Top 25 of both polls. Florida State ended the year tied with Louisville for 19th in the ESPN.com/USA Softball rankings and No. 25 in the USA Today/NFCA poll. The Seminoles have finished the season ranked in the top 25 in nine of the last 12 years.

19 NCAA Regionals And Counting

Florida State continued its strong tradition in the NCAA Tournament with its 19th regional appearance this season. Only five teams – Fresno State (25), UCLA (23), Cal State Fullerton (22), Cal (22) and Arizona (20) – have been to more regionals than the Seminoles. In addition to its 19th overall appearance, this year's trip to Athens was the seventh in a row for Florida State, the second-longest streak in school history.

Wootson Returns To All-American Form

Few players in the country can match the combination of speed, power and athleticism of second baseman Veronica Wootson. The junior had a better all-around campaign than her outstanding freshman season and was rewarded with her first NFCA/Louisville Slugger First-Team All-America selection. After second team honors in 2004, Wootson is the sixth Seminole to earn multiple All-America honors. She is just the fifth First-Team selection and another All-America award as a senior would make her just the second Seminole behind Shamalene Wilson to earn three honors.

Pair of Seminoles Honored By Easton-Bell Sports

In addition to her All-America honor from the NFCA, Veronica Wootson picked up a second All-America nod. The junior second baseman was honored by Easton-Bell Sports with a First-Team All-America award. She was joined by senior outfielder Natasha Jacob, who was a Third-Team selection. In addition, the school's softball media guide was tabbed as one of five "Cover Teams of the Year."

Jacob Defines Student-Athlete

Whether it's on the field or in the classroom, Natasha Jacob was tops on the softball team. The senior outfielder picked up her second national accolade with First-Team Academic All-America honors from CoSIDA/ESPN The Magazine, the first for a Florida State softball player. Last year she garnered a Second-Team All-America selection. On her way to the First-Team honor, Jacob picked up her third Academic All-District III award.



Tiffany McDonald

Florida State Places Three On All-Southeast Region

Shutout of the NFCA All-Region awards in 2005, Florida State roared back to put three players on the First-Team All-Southeast Region team. Headlining this group was shortstop Yuruby Alicart, outfielder Natasha Jacob and second baseman Veronica Wootson. Florida State was behind only Georgia for the most First-Team selections. The Seminoles had as many First-Team picks as the rest of the ACC teams combined and exceeded all state schools, including Florida. Since the NFCA broke the selections down into first and second teams, the three First-Team selections is the second-highest total in school history, trailing only the 1985, 1993 and 2004 squads. The Seminoles have had three First-Team honorees 10 times, including this season.

Seminoles Lead The Way On All-ACC Selections

For the past 15 years, Florida State has been the premier program in the ACC. The Seminoles led all schools with three players on the First-Team All-ACC squad and Virginia Tech equaled FSU with four selections overall. Topping the list for the Seminoles on the First-Team was shortstop Yuruby Alicart, left fielder Natasha Jacob and second baseman Veronica Wootson. Making her way onto the Second Team was right fielder LaShaun Davis. For Jacob it was the third All-ACC award of her career, making her just the sixth player in school history to earn three league accolades. Wootson made her second appearance on the team, while Alicart and Davis each collected their first award.

Season in Review

FSU Advances To 13th ACC Tournament Title Game

Seeded fifth, Florida State knew it had a tough road to the ACC Tournament title game, but the Seminoles came in as one of the hottest teams in the conference and advanced to their 13th championship game. FSU started the league summit, hosted by North Carolina, with a 10-1 run rule victory over fourth-seeded Georgia Tech. Pitcher Tiffany McDonald limited top seeded, and 22nd-ranked NC State to three hits in a 6-0 shutout on the second day. Georgia Tech forced an elimination game with FSU after a 4-3 victory, but the Seminoles won the second game on Saturday, 7-4, to get a spot in the championship game. Florida State great run in the tournament was stopped by the Wolfpack as they prevailed 4-1 in the title game. After posting a tourney-best three wins, McDonald was named to the All-Tournament team, as was outfielder Carly Brieske, who had the second-highest average at the league summit.

Alicart and Jacob Grab ACC POW Awards

Strong performances throughout the year grabbed two Seminoles some weekly hardware from the conference office. Shortstop Yuruby Alicart and left fielder Natasha Jacob each picked up ACC Player of the Week awards, with Alicart earning a pair of accolades (March 13 & March 27) in the span of three weeks. Alicart joined former Seminoles Leslie Malerich (10 awards all time), Jessica van der Linden (eight), Jennifer White-Stokes (eight) and Brandi Stuart (five) as the only FSU players to win the award twice in one season. Jacob's May 8 award – the final one of the season -- was the second honor of her career. Florida State is the all-time leader with 77 ACC POW awards.



Yuruby Alicart

Seminole Take Down Ranked Opponents

Every year head coach Dr. JoAnne Graf puts together one of the toughest schedules in the country and 2006 was no exception as Florida State's schedule was rated 17th-toughest in the country. This year, the Seminoles came away with nine ranked victories, tripling the number of triumphs over ranked foes from 2005. Included in those wins was a victory over No. 10 Arizona State at the Judi Garman Classic as well as two wins over No. 8 Georgia in the NCAA Tournament. Florida State dropped a tough 1-0 decision to then No. 2 Tennessee. FSU had more games against ranked teams (23) and victories (nine) than any league school.

Offensive Improvement

A big reason for Florida State's improvement in 2006 was an upgraded offense. The Seminoles exceeded nearly ever offensive statistic from 2005, including the most important one: wins. FSU was nine triumphs better in 2006 for the program's 25th season of 40 wins or more. As a team, the Seminoles hit 47 points higher with their .294 average while scoring 106 more runs. The 79 doubles are second in school history, as are the 34 home runs, while the 571 hits rates third. FSU was faster on the base paths in '06, stealing 28 more bases than a year ago. Slugging percentage was up 45 points to .417 and the on-base percentage jumped by more than 30 points to .352. Four players hit .300 or better, compared to one a year ago, with six hitting a .275 clip or higher.

Coach Graf Reaches 1,100 NCAA Fastpitch Victories

Every year Florida State head coach Dr. JoAnne Graf seems to pass another career milestone. An 8-1 victory over Jacksonville on February 22 gave her another one as she became just the second coach in NCAA history – trailing Fresno State's Margie Wright – to reach 1,100 fastpitch victories. The all-time NFCA leader in career victories (slowpitch & fastpitch), she needs 45 wins to be the first softball coach to amass 1,400 victories.

Alicart Takes Down Home Run And Doubles Records

It took 15 seasons for Brandi Stuart to tie Tiffany Daniels' home run record of 10 dingers but only four years later Yuruby Alicart surpassed both of them. Her game-winning home run against NC State in the ACC Tournament was her 11th of the season, breaking the single-season record. Then at the Athens Regional she solidified the record with an opposite-field shot that ended up being the game winner. The 12 home runs also put Alicart tenth on the FSU career charts.

McDonald Sets New FSU And ACC Innings Mark

From the outset of the season, sophomore Tiffany McDonald was going to be the workhorse of the pitching staff, but few would have guessed she would go on to set a school and conference record. When the season was finally complete, McDonald had logged 329.1 innings, breaking the mark set by former FSU All-American Leslie Malerich. She

finished second on the FSU charts with 57 appearances, one behind the record, while coming in third for strikeouts (312) and tied for sixth at 30 victories.

She's Loving It - McDonald Among National Leaders

Besides setting new Florida State and ACC standards in 2006, pitcher Tiffany McDonald was one of the top pitchers in the country. Her 329.1 innings and 57 appearances ranked second in Division I, trailing only USA Softball Player of the Year finalist Monica Abbott of Tennessee. Her 30 victories placed her in the top 10 while the 312 strikeouts she amassed were in the top 20. McDonald was the ACC leader in appearances, innings pitched, games started (42), complete games (39) and victories.

Jacob Ends Career Among ACC's Best

When it was all said and done, Natasha Jacob will go down as one of the best leadoff hitters in the history of the ACC. The left fielder wrapped up her career ranked sixth in league history with 271 hits, while her 69 stolen bases are eighth. On the FSU charts, she ranks fourth for hits (271) and at-bats (795), 6th in steals (69), 7th for walks (74), 8th in runs (147) and games (264), 9th for average (.341) and 10th in triples (15).

Career Ends With A Bang For Jacob

Getting in on the record-setting performances in 2006 was outfielder Natasha Jacob. The senior ended her career by setting an FSU and ACC record with 252 at-bats. She led the ACC with 94 hits, the third-highest single-season total in school history, and was third in the league with a career-best .373. Overall she ranked among the league leaders in six offensive categories.

Jacob's Hitting Streak Tops Out At 28 Games

All good things must come to an end, and for senior Natasha Jacob her hitting streak ended on February 14. Valentine's Day wasn't so sweet for the outfielder as Georgia Southern was the first team in 29 games to keep her off the base path. After picking up a hit in her first at-bat during game one of the doubleheader, Jacob went 0-for-2 in the nightcap, ending the streak at 28 games. The streak is an FSU and ACC record, while ranking as the 11th longest in NCAA history and the longest since 1999.

See You At Third: FSU and Wootson Among Nation's Triples Leaders

Some say hitting a triple is harder than hitting a home run, but getting to third wasn't such a difficult task for Florida State last year. The Seminoles ranked second in the country with 29 triples. Second baseman Veronica Wootson was second on the individual charts as she totaled nine triples.



Season in Review

Wootson On Track For Record Setting Senior Campaign

2007 could see a shake up in the Florida State and ACC record books after the strong junior campaign by second baseman Veronica Wootson. With one year remaining, Wootson is already tied for eighth in ACC history – fourth in Seminole lore – with 18 triples. She is twelve triples shy of the ACC and FSU record held by FSU Hall of Famer Shamalene Wilson. Fourth with 18 home runs, Wootson needs eight home runs to set the Seminole career home record and is on track to break the all-time at-bats mark. Sixth with 27 doubles and slugging percentage (.494), ninth at 104 RBIs and 138 runs scored, she is on pace to rank in the FSU top five of virtually every career offensive category.

1981 National Championship: 25 Years Later

The 2006 season marked the 25th anniversary of FSU's 1981 AIAW Slowpitch National Championship. Third year head coach Dr. JoAnne Graf's squad beat North Carolina 4-1 for the school's first national champion in women's athletics. Florida State ended the year with a 54-7 record. Darby Cottle and Jan Sikes both hit over .400 that year on their way to All-America honors. Cottle – the first softball player inducted in the FSU Athletics Hall of Fame – repeated as an All-American during FSU's second national championship run in 1982 and was named the winner of the Broderick Award as the AIAW National Player of the Year.

Florida State Captures Seminole Classic Title

An early indication of how good the 2006 FSU softball team could be appeared during the second week of the season. The Seminoles got a pair of victories from Tiffany McDonald and another from Melissa May as they claimed the championship at the Seminole Classic. Florida State also won the Silver Bracket of the 16-team FSU Invitational and finished runner-up in its other two home tournaments behind defending national champion Michigan (Sunshine State) and Top-25 staple Louisville (Early Bird).

Seminoles Gain International Experience Over The Summer

While most student-athletes take the summer off, several members of the softball team were gaining valuable experience on the diamond. Pitcher Tiffany McDonald was selected as a guest player for the British National Team for the summer, including a trip to the World Cup of Softball in Oklahoma City, Okla. Shortstop Yuruby Alicart returned home to play with the Venezuelan national team. Catcher BillieAnne Gay, pitcher Kayla Collins and third baseman Michelle Snyder traveled with the Wilson Select team to the Puerto Rican Olympic Festival.

Date	Opponent	Result	Pitcher
FEBRUARY			
10-11 EARLY BIRD TOURNAMENT			
10	Louisville	L 3-12 (6)	McDonald (0-1)
	Samford	W 7-2	May (1-0)
11	Nicholls State	W 11-3 (5)	McDonald (1-1)
14	Georgia Southern	W 3-2	McDonald (2-1)
	Georgia Southern	W 10-2 (5)	McDonald (3-1)
17-18 SEMINOLE CLASSIC			
17	South Carolina	W 4-3	McDonald (4-1)
	Iowa State	W 5-0	May (2-0)
18	South Carolina	L 2-4	May (2-1)
	Iowa State	W 9-1 (6)	McDonald (5-1)
22	at Jacksonville	W 8-1	McDonald (6-1)
	at Jacksonville	L 1-2	May (2-2)
24-26 at NCAA Leadoff Classic - Columbus, Ga.			
24	vs. #14/16 Louisiana-Lafayette	L 0-14	May (2-3)
	vs. #2 Tennessee	L 0-1	McDonald (6-2)
28	at Florida A&M	W 5-2	McDonald (7-2)
MARCH			
2	#7/8 Michigan	L 0-9 (6)	McDonald (7-3)
3-4 SUNSHINE STATE TOURNAMENT			
3	#7/8 Michigan	L 3-6	McDonald (7-4)
	Western Michigan	W 2-1	May (3-3)
4	Maryland	W 6-5	McDonald (8-4)
	#7/8 Michigan	L 0-5	McDonald (8-5)
7	Connecticut	W 8-2	May (4-3)
	Connecticut	W 1-0	Collins (1-0)
10-12 FLORIDA STATE INVITATIONAL			
10	Connecticut	W 5-3	McDonald (9-5)
	Kent State	L 2-4	May (4-4)
11	Western Illinois	W 11-6	May (5-4)
	Georgia State	W 5-2	McDonald (10-5)
12	Florida A&M	W 5-3	McDonald (11-5)
	St. John's	W 7-2	Collins (2-0)
13	#25 North Carolina - *	W 2-1	McDonald (12-5)
14	#24 North Carolina - *	L 5-3	Collins (2-1)
	#24 North Carolina - *	L 3-1	McDonald (12-6)
16-19 at Judi Garman Classic - Fullerton, Calif.			
16	at Cal State Fullerton	L 1-6	May (5-5)
	vs. #10/11 Arizona State	W 1-0 (10)	McDonald (13-6)
17	vs. Notre Dame	L 0-1	McDonald (13-7)
18	vs. #9 Michigan	L 3-11	McDonald (13-8)
23	Florida International	W 3-1	McDonald (14-8)
	Florida International	W 8-0 (6)	Collins (3-1)
25	Boston College - *	L 5-7	McDonald (14-9)
	Boston College - *	W 8-0 (6)	May (6-5)
26	Boston College - *	W 7-5	McDonald (15-9)
29	Florida A&M	W 9-3	May (7-5)
30	#17/18 Auburn	L 2-7	McDonald (15-10)
APRIL			
1	#25 Georgia Tech - *	W 9-1 (5)	McDonald (16-10)
	#25 Georgia Tech - *	L 3-8	May (7-6)
2	#25 Georgia Tech - *	W 7-4	McDonald (17-10)
3	at Florida A&M	L 0-4	Collins (3-2)
5	#24 Florida	W 4-0	McDonald (18-10)
	#24 Florida	W 6-5 (8)	McDonald (19-10)
9	at Virginia - *	L 0-1	McDonald (19-11)
	at Virginia - *	W 8-5	Collins (4-2)
12	Florida A&M	W 9-3	McDonald (20-11)
15	NC State - *	L 0-2 (9)	McDonald (20-12)
	NC State - *	L 6-5	Collins (4-3)
16	NC State - *	W 2-0	McDonald (21-12)
18	Troy	W 4-3	McDonald (22-12)
	Troy	L 2-4	Collins (4-4)
21	at Virginia Tech - *	L 0-2	McDonald (22-13)
22	at Virginia Tech - *	L 2-10 (5)	McDonald (22-14)
	at Virginia Tech - *	W 9-7	McDonald (23-14)
MAY			
2	at UCF	W 2-0	McDonald (24-14)
	at UCF	W 8-2	Collins (5-4)
6	at Maryland - *	L 4-6	McDonald (24-15)
	at Maryland - *	W 4-1	Collins (6-4)
7	at Maryland - *	W 8-4	McDonald (25-15)
11-14 ACC TOURNAMENT - Chapel Hill, N.C.			
11	vs. Georgia Tech	W 10-1 (5 inn)	McDonald (26-15)
12	vs. #23 North Carolina State	W 6-0	McDonald (27-15)
13	vs. Georgia Tech	L 3-4	McDonald (27-16)
	vs. Georgia Tech	W 7-4	McDonald (28-16)
14	vs. #22 North Carolina State	L 1-4	McDonald (28-17)
19-21 NCAA REGIONALS - Athens, Ga.			
19	vs. Coastal Carolina	W 7-2	McDonald (29-17)
20	at #8 Georgia	W 3-2	McDonald (30-17)
21	at #8 Georgia	L 1-3	McDonald (30-18)
	at #8 Georgia	W 2-0	May (8-6)
26-27 NCAA SUPER REGIONALS - Tempe, Ariz.			
26	at #7 Arizona State	L 1-6	McDonald (30-19)
27	at #7 Arizona State	L 1-5	May (8-7)

() innings played
* - ACC Games

2006 Statistics

2006 Florida State Softball Final Overall Statistics (as of May 27, 2006) (All games Sorted by Batting avg)

Record: 44-30 Home: 29-15 Away: 10-9 Neutral: 5-6 ACC: 10-10

Player	AVG	GP-GS	AB	R	H	2B	3B	HR	RBI	TB	SLG%	BB	HBP	SO	GDP	OB%	SF	SH	SB-ATT	PO	A	E	FLD%
13 Natasha Jacob	.373	74-74	252	49	94	5	4	2	19	113	.448	12	0	38	1	.398	2	9	25-29	51	1	3	.945
1 Veronica Wootson	.360	70-70	211	44	76	11	9	7	49	126	.597	18	1	32	0	.408	3	4	16-24	201	118	19	.944
22 LaShaun Davis	.342	64-59	152	27	52	4	6	0	11	68	.447	12	3	45	1	.399	1	2	7-10	72	1	4	.948
17 Yuruby Alicart	.333	74-74	219	51	73	19	4	12	54	136	.621	18	4	44	2	.389	3	8	3-5	114	144	30	.896
9 Brittany Osmon	.275	51-46	138	16	38	10	0	3	30	57	.413	16	1	35	1	.348	3	3	0-0	248	23	5	.982
5 Whitney Buckmon	.275	71-70	222	44	61	6	1	0	16	69	.311	6	5	37	1	.309	0	18	19-22	17	1	3	.857
11 Melissa Wood	.273	58-54	150	8	41	7	0	5	32	63	.420	15	4	20	3	.353	1	5	1-1	352	15	10	.973
12 Carly Brieske	.269	73-73	193	29	52	8	0	1	17	63	.326	20	3	23	1	.347	0	10	4-5	74	8	2	.976
18 Michelle Snyder	.216	74-74	190	19	41	4	2	3	20	58	.305	14	3	47	3	.280	0	7	0-1	55	142	20	.908
6 Kim Hoffer	.185	52-44	119	11	22	1	2	0	9	27	.227	17	1	25	1	.290	1	6	4-4	201	28	4	.983
2 Melissa May	.333	3-3	9	1	3	1	1	0	2	6	.667	0	0	2	0	.333	0	0	0-0	2	29	2	.939
8 BillieAnne Gay	.218	32-21	55	4	12	2	0	0	3	14	.255	5	0	10	0	.283	0	2	0-0	95	12	1	.991
77 Kayla Collins	.200	5-3	5	0	1	0	0	0	0	1	.200	2	0	2	0	.429	0	0	0-0	1	12	0	1.000
44 Carey Galuppi	.179	30-3	28	5	5	1	0	1	1	9	.321	1	0	11	0	.207	0	1	0-0	3	0	0	1.000
23 Tiffany McDonald	.000	1-0	1	0	0	0	0	0	0	0	.000	0	0	1	0	.000	0	0	0-0	3	54	5	.919
21 Kim Petrovich	.000	13-0	0	3	0	0	0	0	0	0	.000	0	0	0	0	.000	0	0	0-0	0	0	0	.000
20 Robyn Petrovich	.000	14-0	0	3	0	0	0	0	0	0	.000	0	0	0	0	.000	0	0	0-0	0	0	0	.000
Totals	.294	74-74	1944	314	571	79	29	34	263	810	.417	156	25	372	14	.352	14	75	79-101	1489	588	108	.951
Opponents	.230	74-74	1882	256	433	69	5	47	232	653	.347	202	38	415	13	.315	12	61	50-65	1460	587	100	.953

LOB - Team (445), Opp (458). DPs turned - Team (28), Opp (24). CI - Team (3), Wood 3. IBB - Team (2), Alicart 1, Wootson 1, Opp (1). Picked off - Alicart 2, Osmon 1, Davis 1.

(All games Sorted by Earned run avg)

Player	ERA	W-L	APP	GS	CG	SHO/CBO	SV	IP	H	R	ER	BB	SO	2B	3B	HR	AB	B/Avg	WP	HBP	BK	SFA	SHA
23 Tiffany McDonald	2.27	30-19	57	42	39	5/0	4	329.1	250	148	107	124	312	40	4	32	1223	.204	3	28	0	6	31
2 Melissa May	2.90	8-7	21	18	7	3/0	1	91.2	89	48	38	33	46	16	0	7	353	.252	9	8	0	2	17
77 Kayla Collins	4.46	6-4	19	14	6	2/0	0	75.1	94	60	48	45	57	13	1	8	306	.307	5	2	0	4	13
Totals	2.71	44-30	74	74	52	10/0	5	496.1	433	256	192	202	415	69	5	47	1882	.230	17	38	0	12	61
Opponents	3.48	29-44	74	74	37	9/3	5	486.2	571	314	242	156	372	79	29	34	1944	.294	44	25	0	14	75

PB - Team (4), Gay 3, Wood 1, Opp (9). Pickoffs - Team (4), Gay 3, Wood 1, Opp (3). SBA/ATT - Wood (29-40), McDonald (31-39), Gay (21-25), May (10-14), Collins (9-12).



ACC Dominance

A big part of Coach Graf's legacy is the program's dominance in the Atlantic Coast Conference. Starting with its first championship in 1992, Florida State has won twice as many ACC titles (10) as the rest of the conference combined and the Seminoles have won the regular season championship 10 times in 15 years. No other ACC program has ever gone through their regular season conference schedule undefeated yet FSU has done it four times. The Tribe is the only ACC school to ever go to the Women's College World Series and they have done that on seven occasions. FSU's 22 All-Americans are more than the rest of the ACC combined and the Seminoles have won 30 more ACC games than their nearest competitor.

Season in Review

A Quick Look at FSU

2006 Review	
Overall Record:	44-30
ACC Record/Finish:	10-10/5th
Postseason:	NCAA Super Regionals
Final NFCA Rankings:	25th
Final USA Softball Ranking:	T19th
Head Coach:	Dr. JoAnne Graf
Associate Head Coach:	Louie Berndt
Assistant Coach:	Megan Mathews Buning

FSU Softball When...

Home:	29-14
Away:	12-7
Neutral:	5-7
Home tournaments:	12-5
Away tournaments:	1-5
FSU is ranked:	0-0
Vs. ranked teams:	9-13
Vs. top 5 teams:	0-1
Vs. top 10 teams:	3-7
Vs. top 11-25 teams:	6-5
ACC Home:	6-6
ACC Away:	4-4
Vs. ACC (non-conference):	4-2
Vs. Big 12:	2-0
Vs. Big Ten:	0-4
Vs. Pac-10:	1-2
Vs. SEC:	5-4
Vs. Big East:	4-2
Vs. South Region Teams:	23-14
Day Games:	32-21
Night Games:	12-9
In Georgia:	2-1
In Maryland:	2-1
In Florida:	53-16
In California:	1-3
In Virginia:	2-3
In North Carolina:	3-2
In Arizona:	0-2
On Monday:	1-1
On Tuesday:	8-3
On Wednesday:	5-1
On Thursday:	4-3
On Friday:	7-8
On Saturday:	11-11
On Sunday:	8-3
In February:	9-5
In March:	16-11
In April:	8-6
In May:	8-5
FSU scores 0-2 runs:	7-21
FSU scores 3-5 runs:	12-9
FSU scores 6-9 runs:	21-0
FSU scores 10+ runs:	4-0
Opponent scores 0-2 runs:	26-6
Opponent scores 3-5 runs:	15-10
Opponent scores 6-9 runs:	2-9
Opponent scores 10+ runs:	0-4
1-run games:	10-6
2-run games:	8-10
5+ run games:	18-10
Run rule games:	7-4
FSU leads after 6 innings:	31-0
FSU trails after 6 innings:	3-25
Tied after 6 innings:	3-1
Extra innings:	3-1
FSU homers:	22-5
Opponent homers:	10-19
FSU versus RHP (Starter):	40-27
FSU versus LHP (Starter):	4-3
FSU scores first:	32-3
Opponent scores first:	12-27
Doubleheader Sweeps:	6
Doubleheader Splits:	7
Longest Winning Streak:	6 Games
Longest Losing Streak:	3 Games (3x)
FSU commits fewer errors:	18-10
Opponent commits fewer errors:	15-16
Errors are equal:	11-4
FSU commits 0 errors:	12-5
FSU commits one error:	15-13
FSU commits 2+ errors:	17-12
FSU outthits opponent:	37-7
Opponent outthits FSU:	4-15
Hits are tied:	3-8
FSU strikes out more:	12-17
Opponent strikes out more:	25-10
Tevised games:	1-6

FSU's Weekly Ranking	
Week:	NFCA (Pts.) ... USA Softball (Pts.)
Pre:	30th (36) ... 28th (22)
WK 1:	33rd (9) ... 38th (2)
WK 2:	N/A ... 30th (9)
WK 3:	N/A ... 34th (1)
WK 4:	N/A ... N/A
WK 5:	N/A ... N/A
WK 6:	N/A ... N/A
WK 7:	N/A ... N/A
WK 8:	N/A ... 33rd (4)
WK 9:	32 (6) ... N/A
WK 10:	N/A ... N/A
WK 11:	N/A ... N/A
WK 12:	N/A ... N/A
WK 13:	N/A ... 35 (4)
Final:	25th (76) ... T19th (107)

The play that won the game

Opponent	Score	Inn.
Samford	7-2	3rd
Nicholls State	11-3	3rd
Georgia Southern -1	3-2	5th
Georgia Southern -2	10-2	1st
South Carolina-1	4-3	5th
Iowa State-1	5-0	3rd
Iowa State-2	9-1	2nd
Jacksonville-1	8-1	6th
Florida A&M	5-2	2nd
Western Michigan	2-1	6th
Maryland	6-5	6th
Connecticut - 1	8-2	4th
Connecticut - 2	1-0	1st
Connecticut - 3	5-3 (9)	9th
Western Illinois	11-6	4th
Georgia State	5-2	5th
Florida A&M	5-3	4th
St. John's	7-2	4th
North Carolina	2-1	7th
Arizona State	1-0	10th
Florida International - 1	3-1	6th
Florida International - 2	1-0	2nd
Boston College - 2	8-0	2nd
Boston College - 3	7-4	4th
Florida A&M	9-3	3rd
Georgia Tech - 1	9-1	2nd
Georgia Tech - 3	7-4	5th
Florida - 1	4-0	1st
Florida - 2	6-5	8th
Virginia - 2	8-5	6th
Florida A&M	9-3	3rd
NC State	2-0	1st
Troy - 1	4-3	7th
Virginia Tech - 3	9-7	5th
UCF - 1	2-0	6th
UCF - 2	8-2	4th
Maryland - 2	4-1	1st
Maryland - 3	8-4	5th
Georgia Tech	10-1	1st
NC State	6-0	3rd
Georgia Tech	7-4	3rd
Coastal Carolina	7-2	1st
Georgia - 1	3-2	2nd
Georgia - 2	2-0	3rd

The Play
 Jacob scores on a double by Alicart
 Alicart scores on a single by Brieske
 Alicart's single scored Wootson from 3rd
 Snyder walks with bases loaded, scoring Brieske
 Davis scores on Alicart double
 Jacob scores on two-base throwing error on SB
 Alicart scores on her two-run home run
 Wootson doubles, scoring Davis
 Alicart triples then scores on a wild pitch.
 Brieske doubles to down left field line, scoring Wootson
 Wootson scores on Brieske squeeze bunt.
 Alicart's home run scores Brieske
 Jacob leads off with solo home run
 Jacob scores on Buckmon's fielders choice
 Buckmon scores on Alicart single
 Osmon single scores Brieske
 Wood double scores Osmon
 Gay scores on triple by Jacob
 Jacob sacrifice fly scores Gay.
 Wootson scores on error on Osmon's sac bunt
 Brieske scores on a single by Wood
 Snyder's single scores Hoffer
 Hoffer's bunt single scores Wootson
 Alicart scores on Wootson triple
 Buckmon scores on Wootson triple
 Snyder scores on a throwing error following Jacob's hit
 Wood's solo home run with 2 outs
 Jacob scores on throwing error stealing third
 Buckmon scores from first on Alicart's double
 Snyder scores on her two-run home run
 Wood single scores Wootson
 Jacob scores on Alicart's single
 Buckmon's single scores Davis from second
 Davis triple scores Gay form first
 Wood hits a two-run home run, scoring Alicart
 Osmon hits a solo home run.
 Wootson triple scores Alicart from second
 Wood doubles with bases loaded, scoring Alicart
 Wood is hit by a pitch with bases loaded, scoring Buckmon
 Alicart hits a two-run home run, scoring Jacob
 Wood's single scores Alicart from third
 Osmon scores on fielding error by shortstop.
 R. Petrovich scores on throwing error of Jacob grounder.
 Alicart hits a solo home to right field.

Hitting Streaks		Longest	Current
1	Veronica Wootson	9	
5	Whitney Buckmon	9	
13	Natasha Jacob	9	1
9	Brittany Osmon	8	
17	Yuruby Alicart	6	1
22	LaShaun Davis	6	1
12	Carly Brieske	5	
6	Kim Hoffer	5	
11	Melissa Wood	5	
2	Melissa May	3	3
18	Michelle Snyder	3	
8	BillieAnne Gay	3	3
44	Carey Galuppi	1	
77	Kayla Collins	1	

Multiple Hit Games		2	3	4	5+	Tot
13	Natasha Jacob	19	9	1		29
17	Yuruby Alicart	15	6			21
1	Veronica Wootson	14	6	1		21
22	LaShaun Davis	11	2	1		14
5	Whitney Buckmon	8	4			12
12	Carly Brieske	10	2			12
18	Michelle Snyder	9	2			11
11	Melissa Wood	8	1			9
9	Brittany Osmon	6	2			8
8	BillieAnne Gay	1				1
6	Kim Hoffer	1				1
TEAM		102	34	3		139

Multiple RBI Games		2	3	4	5+	Tot
17	Yuruby Alicart	10	1			13
11	Melissa Wood	7	2			9
9	Brittany Osmon	5	3			8
1	Veronica Wootson	6	1			8
22	LaShaun Davis	3				3
13	Natasha Jacob	3				3
18	Michelle Snyder	2				3
12	Carly Brieske	1				2
5	Whitney Buckmon	2				2
6	Kim Hoffer	1				1
2	Melissa May	1				1
TEAM		41	7	5		53

ESPN.com/USA Softball Poll			
Team (1st)	Record	Pts	Prev.
1.	Arizona (20)	54-11	500
2.	Northwestern	50-15	475
3.	UCLA	50-9	450
4.	Tennessee	61-12	447
5.	Texas	55-9	423
6.	Arizona State	53-15	400
7.	Alabama	54-11	377
8.	Oregon State	43-16	368
9.	Cal.	45-14	326
10.	LSU	55-14	318
11.	Michigan	44-15	302
12.	Stanford	42-18	292
13.	Georgia	54-15	242
14.	Washington	32-23	222
15.	Nebraska	44-12	222
16.	La-Lafayette	50-12	198
17.	Oklahoma	40-21-1	156
18.	Texas A&M	34-19	152
19.	Florida State	44-30	107
19.	Louisville	45-11	107
21.	Baylor	38-22	97
22.	Kansas	36-26	69
23.	Fresno State	37-19	55
24.	NC State	50-21	53
25.	South Florida	50-25	40







USA Today/NFCA Poll			
Team (1st)	Record	Pts	Prev.
1.	Arizona (30)	54-11	750
2.	Northwestern	50-15	698
3.	Tennessee	61-12	685
4.	UCLA	50-9	674
5.	Texas	55-9	638
6.	Arizona State	53-15	587
7.	Alabama	54-11	568
8.	Oregon State	43-16	560
9.	California	48-14	482
10.	Michigan	44-15	441
11.	LSU	55-14	431
12.	Stanford	42-18	411
13.	Georgia	54-15	400
14.	Nebraska	44-12	314
15.	Washington	35-25	297
16.	Texas A&M	50-12	288
17.	Louisville	45-11	228
18.	South Florida	50-25	201
18.	Oklahoma	40-21-1	201
20.	Baylor	38-22	198
21.	Auburn	36-22	143
22.	Fresno State	34-19	127
23.	Fresno State	37-19	95
24.	Massachusetts	41-16	89
25.	Florida State	44-30	76

Team Game Highs	
Batting	
At bats:	34 vs - UCF (May 02, 2006)
Runs scored:	11 vs - Nicholls State (Feb 11, 2006)
Hits:	15 vs - Connecticut (Mar 07, 2006)
RBIs:	15 vs - Florida A&M (Mar 29, 2006)
Doubles:	3 vs - Nicholls State (Feb 11, 2006)
Triples:	3 vs - Florida A&M (Mar 29, 2006)
Home runs:	3 vs Fla. International (Mar 23, 2006)
Total bases:	27 vs - Connecticut (Mar 07, 2006)
Walks:	8 vs - Connecticut (Mar 10, 2006)
Strikeouts:	16 vs - Michigan (Mar 04, 2006)
Sac hits:	3 vs - Florida A&M (Mar 29, 2006)
Sac flies:	2 vs - Maryland (May 07, 2006)
Stolen bases:	4 vs - Georgia State (Mar 11, 2006)
Hit by pitch:	2 vs - Connecticut (Mar 16, 2006)
	2 vs - Georgia Tech (Apr 01, 2006)
	2 vs - Georgia Tech (May 11, 2006)
Caught stealing:	2 vs - Boston College (Mar 25, 2006)
Runs allowed:	2 vs - NC State (Apr 15, 2006)
Runners LOB:	13 vs - Connecticut (Mar 10, 2006)
Hit into DP:	2 vs - Jacksonville (Feb 22, 2006)
	2 vs - Georgia (May 20, 2006)
Fielding	
Putouts:	30 vs - Arizona State (Mar 16, 2006)
Assists:	13 vs - Connecticut (Mar 25, 2006)
Errors:	6 vs - Arizona State (May 27, 2006)
Passed balls:	2 vs - UCF (May 02, 2006)
DPs turned:	3 vs - Connecticut (Mar 07, 2006)
	3 vs - Cal State Fullerton (Mar 16, 2006)
Pitching	
Innings pitched:	10.0 vs - Arizona State (Mar 16, 2006)
Runs allowed:	14 vs - Louisiana-Lafayette (Feb 24, 2006)
Earned runs:	14 vs - Louisiana-Lafayette (Feb 24, 2006)
Walks allowed:	8 vs - Louisiana-Lafayette (Feb 24, 2006)
Strikeouts:	19 vs - NC State (Apr 15, 2006)
Hits allowed:	12 vs - Louisville (Feb 10, 2006)
Doubles allowed:	3 vs - Florida (Apr 05, 2006)
	3 vs - Virginia Tech (Apr 22, 2006)
Triples allowed:	1 vs - Connecticut (Mar 25, 2006)
Homers allowed:	4 vs - Louisiana-Lafayette (Feb 24, 2006)
	4 vs - Michigan (Mar 18, 2006)
Wild pitches:	2 vs - Louisiana-Lafayette (Feb 24, 2006)
Hit batters:	2 vs - Boston College (Mar 26, 2006)
	3 vs - Florida A&M (Mar 29, 2006)
	3 vs - Georgia (May 20, 2006)







ACC Results



ACC Tournament Championships

	Florida State	10
	Georgia Tech	2
	North Carolina	1
	Maryland	1
	Virginia	1
	NC State	1






All-Americans since 1992

	Florida State	22
	North Carolina	7
	Georgia Tech	5
	Maryland	3
	Virginia	1
	Virginia Tech	1







All-Time ACC Wins

	Florida State	103
	North Carolina	73
	Georgia Tech	66
	Maryland	45
	Virginia	38

College World Series

	Florida State	7
	North Carolina	0
	Georgia Tech	0
	Maryland	0
	Virginia	0

NCAA Tournaments

	Florida State	19
	Georgia Tech	5
	North Carolina	5
	Virginia Tech	2
	Maryland	1
	NC State	1

2006 ACC Standings

	ACC			Overall		
	W	L	Pct.	W	L	Pct.
NC State	14	6	.700	50	21	.704
North Carolina	13	7	.650	48	19	.716
Virginia Tech	12	8	.600	39	21	.650
Georgia Tech	12	9	.571	48	22	.686
Florida State	10	10	.500	44	30	.595
Virginia	7	13	.350	29	26	.527
Maryland	7	13	.350	32	27	.542
Boston College	6	15	.286	22	26	.458

2006 ACC Championship Results

Chapel Hill, N.C. - University of North Carolina

Thursday, May 11

- #6 Virginia d. #3 Virginia Tech 3-0
- #2 North Carolina d. #7 Maryland 5-3
- #1 NC State d. #8 Boston College 8-0 (5 innings)
- #5 Florida State d. #4 Georgia Tech 10-1 (5 innings)

Friday, May 12

- #4 Georgia Tech d. #8 Boston College 7-3
- #2 North Carolina d. #6 Virginia 1-0
- #5 Florida State d. #1 NC State 6-0
- #4 Georgia Tech d. #6 Virginia 11-2 (5 innings)
- #1 NC State d. #3 Virginia Tech 7-2

Saturday, May 13

- #1 NC State d. #2 North Carolina 2-1
- #4 Georgia Tech d. #5 Florida State 4-3
- #1 NC State d. #2 North Carolina 2-0
- #5 Florida State d. #4 Georgia Tech 7-4

Sunday, May 14

- #1 NC State d. #5 Florida State 4-1

All Tournament Team

- NC State:** Shaina Ervin (MVP), Miranda Ervin, Shanna Smith
- Boston College:** Jenna Macchi
- Florida State:** Carly Brieske, Tiffany McDonald
- Georgia Tech:** Amy Hosier, Caitlin Lever, Christine Sheridan
- North Carolina:** Crystal Cox, Jennifer Jacobs

All-ACC

First Team

- Florida State:** Yuruby Alicart, Natasha Jacob, Veronica Wootson
- Georgia Tech:** Whitney Haller, Amy Hosier
- North Carolina:** Breanna Brown, Crystal Cox
- NC State:** Shaina Ervin, Abbie Sims
- Virginia Tech:** Angela Tincher

Second Team

- Boston College:** Jenna Macchi
- Florida State:** LaShaun Davis
- Georgia Tech:** Caitlin Lever
- North Carolina:** Cassie Palmer
- NC State:** Jennifer Chamberlin
- Virginia:** Jessica Taylor
- Virginia Tech:** Jessica Everhart, Charisse Mariconda, Beth Walker



ACC History

Annual ACC Softball Tournament Champions

YEAR	CHAMPION	HEAD COACH	RUNNER UP	SITE
1992	Florida State	Dr. JoAnne Graf	Virginia	Tallahassee, Fla.
1993	Florida State	Dr. JoAnne Graf	Virginia	Tallahassee, Fla.
1994	Virginia	Peggy Kellers	Florida State	Tallahassee, Fla.
1995	Florida State	Dr. JoAnne Graf	Georgia Tech	Tallahassee, Fla.
1996	Florida State	Dr. JoAnne Graf	North Carolina	Raleigh, N.C.
1997	FSU/Maryland	Graf/LaMandre	—	Marietta, Ga.
1998	Florida State	Dr. JoAnne Graf	Virginia	Tallahassee, Fla.
1999	Florida State	Dr. JoAnne Graf	Virginia	Tallahassee, Fla.
2000	Florida State	Dr. JoAnne Graf	Virginia	Tallahassee, Fla.
2001	North Carolina	Donna Papa	Florida State	Raleigh, N.C.
2002	Georgia Tech	Kate Madden	North Carolina	Tallahassee, Fla.
2003	Florida State	Dr. JoAnne Graf	Virginia	Tallahassee, Fla.
2004	Florida State	Dr. JoAnne Graf	Georgia Tech	Tallahassee, Fla.
2005	Georgia Tech	Ehren Earlywine	Virginia Tech	College Park, Md.
2006	NC State	Lisa Navas	Florida State	Chapel Hill, N.C.



Atlantic Coast Conference Honors

YEAR	PLAYER OF THE YEAR	PITCHER OF THE YEAR	COACH OF THE YEAR	ROOKIE OF THE YEAR	TOURNAMENT MVP
1992	Toni Gutierrez, FSU		Dr. JoAnne Graf, FSU	Stephanie Weitman, GT	Susan Buttery, FSU
1993	Eileen Schmidt, UVA		Dr. JoAnne Graf, FSU	Shamalene Wilson, FSU	Lisa Davidson, FSU
1994	Beverly Smith, UNC		Peggy Kellers, UVA	Laura Williams, GT	Michelle Collins, UVA
1995	Cindy Lawton, FSU		Regina Tomaselli, GT	Kristy Hull, FSU	Cindy Lawton, FSU
1996	Shamalene Wilson, FSU		Donna Papa, UNC	Kelly Shipman, MD	Renee Espinoza, FSU
1997	Laura Williams, GT		Dr. JoAnne Graf, FSU	Anne Knobbe, GT	Kristy Fuentes, FSU
1998	Brandy Arthur, UNC		Donna Papa, UNC	Radara McHugh, UNC	Stacy Venable, FSU
1999	Kelly Shipman, MD		Gina LaMandre, MD	Kristen Dennis, UVA	Danielle Cox, FSU
2000	Michelle Semmes, UNC		Donna Papa, UNC	Ruby Rojas, Virginia	Leslie Malerich, FSU
2001	Leslie Malerich, FSU		Dr. JoAnne Graf, FSU	Jessica van der Linden, FSU	Radara McHugh, UNC
2002	Kristen Dennis, UVA		Kate Madden, GT	Jessica Sallinger, GT	Jessica Sallinger, GT
2003	Jessica van de Linden, FSU		Dr. JoAnne Graf, FSU	Crystal Cox, UNC	Lesley Palmer, FSU
2004	Jessica van de Linden, FSU		Dr. JoAnne Graf, FSU	Veronica Wootson, FSU	Casey Hunter, FSU
2005	Sara Larquier, Virginia	Jessica Sallinger, GT*	Ehren Earlywine, GT	Tiffany McDonald, FSU/ Aileen Morales, GT	Jessica Sallinger, GT
2006	Angela Tincher, VT	Angela Tincher, VT	Lisa Navas, NC State	Whitney Haller, GT	Shaina Ervin, NC State

* Pitcher of the year added in 2005

Year-by-Year ACC Results

1992.....(4 - 2) FSU 10 UVA 0 FSU 12 UNC 1 UVA 0 FSU 1 FSU 5 UVA 2 UNC 1 FSU 0 FSU 10 GT 0	1996.....(5 - 3) FSU 2 GT 0 GT 3 FSU 1 FSU 8 UVA 0 FSU 5 UVA 4 FSU 4 MD 0 FSU 6 MD 2 UNC 3 FSU 2 UNC 5 FSU 4 FSU 8 UVA 0 UVA 6 FSU 3 FSU 6 UNC 0 FSU 12 UNC 4	1999.....(6 - 2) FSU 8 UVA 2 FSU 2 UVA 1 FSU 4 MD 1 MD 5 FSU 4 FSU 7 GT 0 FSU 8 GT 5 UNC 6 FSU 0 FSU 8 UNC 3 FSU 6 UVA 2 FSU 10 MD 3 FSU 3 MD 2	2002.....(6 - 0) FSU 7 GT 3 FSU 4 GT 2 FSU 7 UNC 6 FSU 9 UNC 5 FSU 4 UVA 0 FSU 6 UVA 3	NCST 2 FSU 1 GT 2 FSU 0 GT 3 FSU 1 GT 5 FSU 0 FSU 4 VT 2 FSU 3 VT 2 FSU 5 VT 2 FSU 1 MD 1 MD 7 FSU 2 FSU 2 MD 0 FSU 5 UVA 3 FSU 4 UVA 0 FSU 3 UVA 2
1993.....(4 - 0) FSU 3 GT 0 FSU 2 GT 0 FSU 7 UVA 0 FSU 3 UVA 2	1997.....(7 - 1) FSU 5 GT 1 FSU 8 GT 5 FSU 1 MD 0 FSU 3 MD 0 FSU 8 UVA 0 UVA 6 FSU 3 FSU 6 UNC 0 FSU 12 UNC 4	2000.....(6 - 2) GT 2 FSU 1 GT 8 FSU 2 FSU 10 UNC 9 FSU 5 FSU 4 FSU 3 GT 0 FSU 6 GT 5 FSU 10 FSU 0 FSU 3 UNC 3	2003.....(8 - 0) FSU 6 MD 2 FSU 3 MD 2 FSU 1 UNC 0 FSU 4 UNC 0 FSU 5 UVA 0 FSU 12 UVA 1 FSU 4 GT 0 FSU 6 GT 0	2006.....(10-10) FSU 2 UNC 1 UNC 5 FSU 3 UNC 3 FSU 1 BC 7 FSU 5 FSU 8 BC 0 FSU 7 BC 5 FSU 9 GT 1 GT 8 FSU 3 FSU 7 GT 4 UVA 1 FSU 0 FSU 8 UVA 5 NCST 2 FSU 0 NCST 6 FSU 5 FSU 2 NCST 0 VT 2 FSU 0 VT 10 FSU 2 FSU 9 VT 7 MD 6 FSU 4 FSU 4 MD 1 FSU 8 MD 4
1994.....(9 - 2) FSU 6 GT 1 FSU 2 GT 1 FSU 7 UVA 0 FSU 4 UVA 3 FSU 5 UNC 1 FSU 6 UNC 2 FSU 11 GT 0A FSU 9 UVA 4 UNC 1 FSU 0 FSU 8 UVA 0 UVA 5 FSU 4 FSU 3 UVA 2	1998.....(5 - 3) FSU 3 UNC 2 FSU 7 UNC 6 FSU 3 GT 2 FSU 4 GT 1 UVA 4 FSU 1 UVA 3 FSU 0 MD 5 FSU 3 FSU 9 MD 1 UVA 5 FSU 4	2001.....(7 - 1) FSU 7 GT 0 GT 2 FSU 1 FSU 2 UNC 0 FSU 5 UNC 0 FSU 8 UVA 0 FSU 10 UVA 2 FSU 5 MD 0 FSU 10 MD 1	2004.....(9 - 1) FSU 4 GT 0 FSU 2 GT 1 FSU 1 UVA 0 UVA 5 FSU 4 FSU 7 MD 0 FSU 2 MD 0 FSU 1 UNC 0 FSU 5 UNC 0 FSU 8 NCST 0 FSU 4 NCST 0	2005.....(11 - 6) FSU 2 UNC 0 FSU 6 UNC 3 UNC 3 FSU 2 FSU 5 NCST 2