



10 WCWS APPEARANCES • 17 ACC CHAMPIONSHIPS • 32 NCAA APPEARANCES

TABLE OF CONTENTS



2020 Florida State Softball

| | |
|-----------------------------------------|----|
| Table of Contents..... | 1 |
| This is FSU: Tradition..... | 2 |
| This is FSU: Community/Academics..... | 3 |
| This is FSU: Facilities..... | 4 |
| This is FSU: Softball Coaches Club..... | 5 |
| #FSACC (Five Core Values)..... | 6 |
| 2018 National Champions..... | 7 |
| 2016 WCWS..... | 8 |
| 2014 WCWS..... | 9 |
| Play For Those Who Can't..... | 10 |
| 2020 Softball Quick Facts..... | 11 |
| 2020 Roster..... | 12 |

Student-Athletes

| | |
|-----------------------------|----|
| Cayland Arnold..... | 13 |
| Cassidy Davis..... | 14 |
| Leslie Farris..... | 16 |
| Dani Morgan..... | 17 |
| Anna Shelnett..... | 19 |
| Elizabeth Mason..... | 21 |
| Sydney Sherrill..... | 23 |
| Danielle Watson..... | 25 |
| Kara Bilodeau..... | 26 |
| Josie Muffley..... | 27 |
| Morgan Noah..... | 28 |
| Savannah Parker..... | 29 |
| Kathryn Sandercock..... | 30 |
| Tomlinson/Cruz/Landers..... | 31 |
| Mudge/Flaherty/Wilson..... | 32 |
| LoPreste/Enter/Culp..... | 33 |

Coaching Staff

| | |
|------------------------------------|----|
| Head Coach Lonni Alameda..... | 34 |
| Assistant Coach Travis Wilson..... | 38 |
| Assistant Coach Troy Cameron..... | 40 |
| Softball Support Staff..... | 47 |

2019 Review

| | |
|-------------------------------------|----|
| 2019 Season In Review..... | 42 |
| 2019 Final Statistics..... | 44 |
| 2019 ACC Standings and Results..... | 45 |
| 2019 Team Game Highs..... | 46 |
| 2019 Individual Game Highs..... | 47 |
| 2019 Game-By-Game Results..... | 48 |
| Last Time It Happened..... | 49 |

History of the Program

| | |
|-------------------------------------|----|
| Hall of Fame & All-Americans..... | 50 |
| Honors and Awards..... | 51 |
| All-Time Letterwinners..... | 55 |
| Pro & International Players..... | 56 |
| 1981 & 1982 National Champions..... | 57 |
| Dr. JoAnne Graf..... | 58 |

Results & Records

| | |
|----------------------------------|----|
| NCAA Records..... | 59 |
| Team & Individual Records..... | 61 |
| All-Time Top 10..... | 62 |
| Single Season Top 10..... | 63 |
| Yearly Leaders..... | 64 |
| Yearly Team Statistics..... | 66 |
| All-Time Postseason Results..... | 68 |
| Year By Year Results..... | 69 |
| Series Records..... | 80 |

Florida State Information

| | |
|--------------------------------|----|
| University Administration..... | 90 |
| Media Information..... | 91 |
| 2019 Team Photo Roster..... | 92 |



CREDITS

The 2020 Florida State Softball Almanac is a publication of the FSU Sports Information Office. Written and edited by Scott Moriak. Page template and headers designed by Grant Hawkins Design, while the cover pages are designed by Madison Hedding. Page layout by Scott Moriak. Featured photographers: Ryals Lee, Maury Neipris, NCAAPhotos, Phil Kelly, Steve Moakley, Larry Novey, Jordan Culver/Tallahassee Democrat, Perrone Ford, Colin Abbey, Don Juan Moore and Ross Obley.



1981, 1982 AIAW NATIONAL CHAMPIONS • 2018 NCAA NATIONAL CHAMPIONS • 51 ALL-AMERICANS

THIS IS FLORIDA STATE SOFTBALL

A WORLD-CLASS PROGRAM BUILT ON TRADITION



Florida State has been a mainstay in the collegiate softball scene since being one of the pioneer programs of the sport in 1978. Over the last 42 years, the Seminole program has done its part to help grow the game exponentially in that time span by churning out numerous All-America players, staffing quality coaches and stringing together many impressive seasons, including 10 trips to the Women's College World Series as well as the 2018 NCAA National Championship and the 1981 & 1982 AIAW National Championships.

With the 2020 season marking head coach Lonni Alameda's 12th as the Seminole skipper, the direction of the program remains on the right path. Forty-win seasons continue to be a staple of the program, with 36 in the program's 42 years, including 19 50-win seasons. NCAA Championship appearances are always expected, with the Seminoles being one of just nine schools to make an NCAA Regional in every year since 2000.

Historically, there are not many programs that can match the numbers put up by Florida State: 17 Atlantic Coast Conference titles, 10 NCAA Women's College World Series appearances, one NCAA national championship, two AIAW national titles, 34 All-Americans with 51 total All-America honors and 32 NCAA Championship appearances.

Being a Florida State softball student-athlete does not mean the sole focus is just on the field. Joining the program puts you in an instantaneous family that is fostered by a fun-loving coaching staff that brings out the best in each player through team-building activities.

In addition to the years of tradition etched in the Florida State softball program, the concept of team never holds a greater meaning than for those dressed in Garnet and Gold. Led by Alameda's fun yet focused approach, Florida State softball student-athletes leave their careers with life-long memories.



10 WCWS APPEARANCES • 17 ACC CHAMPIONSHIPS • 32 NCAA APPEARANCES

THIS IS FLORIDA STATE SOFTBALL

COMMUNITY AND ACADEMIC PRIORITIES



Community and Academic Success

- Seminole Softball completed over 1,000 hours of community service in the last academic year; a testament to the hard work and commitment of the FSU softball coaches and players.
- The Seminoles recorded a 100 percent participation rate in a variety of activities, including Literacy Week, National Student-Athlete Day, Miracle League Softball, as well as meeting with cancer patients at Tallahassee Memorial Healthcare.
- The Noles also "adopted" Madison Marshall in 2016 through a partnership with the Friends of Jaclyn Foundation. The 16-year old from Clarksville, Fla., found out she had brain cancer in 2015.
- Florida State Softball also adopted Hayden Stone in 2019 through the Friends of Jaclyn Foundation, after hearing about her recent diagnosis with a soft-tissue cancer.
- FSU earned the Athletic Director's Cup For Service award in 2014, 2015 and 2018, given to the program with the highest amount of community service hours per student-athlete.
- A team leadership group, known as The Tribe, meets weekly to help promote group activity among the team. The leadership council helps coordinate activities such as Dugout Club Socials, seasonal newsletters, community service activities and more.
- The program carries several All-ACC Academic Honor Roll students, All-ACC Academic team members, postgraduate scholarship winners, CoSIDA/ESPN All-District and All-American performers.
- The Seminoles placed five student-athletes on the 2019 All-ACC Academic Softball Team - Cassidy Davis, Carsyn Gordon, Dani Morgan, Anna Shelnutt and Kathryn Sandercock.
- Florida State has been recognized three times in the last seven years with the ACC Scholar-Athlete of the Year award for success both on and off the field - Kelly Hensley (2013), Alex Powers (2017) and Kylee Hanson (2018).
- Tessa Daniels earned the NCAA's Elite 90 Award in 2018 for holding the highest GPA of any student-athlete at the Women's College World Series.



1981, 1982 AIAW NATIONAL CHAMPIONS • 2018 NCAA NATIONAL CHAMPIONS • 51 ALL-AMERICANS

THIS IS FLORIDA STATE SOFTBALL

FACILITIES SECOND TO NONE



The Seminole Softball Complex

- Known as one of NCAA softball's best venues, JoAnne Graf Field at the Seminole Softball Complex is a modernized athletic facility that caters quite well to student-athletes, coaches and fans. Since opening in 1999, Florida State has enjoyed the benefits of playing on their home field. The Seminoles have recorded 554 victories in their 20 years at JoAnne Graf Field.
- The complex's unique design was featured in Athletic Business Magazine's 2002 Architectural Showcase. Approaching nearly 12,000 square feet, the FSU Softball batting facility is functional, unique and aesthetically pleasing. The facility, which was awarded the 2011 AIA Tallahassee Chapter Design Achievement Honor Award, is endorsed for its combination of external features, comfortable nature and multiple purposes within the sport of softball.
- The near million dollar facility that was spear-headed by architects Lewis + Whitlock is a beacon for future player development, while providing safety from inclement weather. The updated batting cage facility allows for training in any kind of weather or environment. There are four batting cages and four bullpen slots on the ground floor, while the second floor is an open space with artificial turf that can be used in multiple ways.
- The Mary Ann Stiles & Barry Smith team building is the home of the Florida State softball and soccer teams. It houses the coaches' offices, which overlook the soccer and softball fields, a reception area, large team and coaches locker rooms, a visiting team locker room and training and equipment rooms. One of FSU's most celebrated and renowned alumni couples, Mary Ann Stiles and Barry Smith epitomize the ultimate in professional and athletic achievement. A pioneer in fundraising for women's athletics, Mary Ann Stiles was among the first Golden Chiefs to financially support the women's programs at Florida State. Barry Smith was instrumental in building the Varsity Club and was one of the first inductees into FSU's Hall of Fame. The second floor includes additional office space, meeting rooms, tradition space, a classroom furnished with transferable desks and chairs, dry-erase boards, projection screen.
- In 2015, FSU finished remodeling the lower level, complete with an all-new locker room, as well as an updated training room with brand new contrast baths.
- In 2020, a new shade structure was installed over the chairback seats to shield the fans from the elements. Over \$1.8 million was raised from donors for the project to continue to improve the fan experience and create a true home-field advantage for the Seminoles.



10 WCWS APPEARANCES • 17 ACC CHAMPIONSHIPS • 32 NCAA APPEARANCES

THIS IS FLORIDA STATE SOFTBALL

SOFTBALL COACHES CLUB



FSU Softball Coaches Club

• The Seminole Boosters Coaches Clubs provides alumni and fans of Florida State Athletics an exclusive opportunity to direct their financial support to the head coach and team of their choice. Every dollar given to the Softball Coaches Club is immediately directed to the program of your designation in order to provide funds for urgent needs not covered in the team's annual budget.

• As our way of saying thank you for supporting our programs and becoming a member of the Coaches Clubs, we make a simple promise: We are here to serve our teams and serve the members that support them. In addition, we also offer several benefits depending on the sport and donation level.

• Membership in the FSU Softball Coaches Club is the only way to secure tickets in the home plate section at JoAnne Graf Field.

The 2020 events for the Softball Coaches Club and Alumni are:

- Fan Day and Preseason Dinner - February 1
- Legacy and Legends Weekend - March 28-30
- Senior Send-Off - April 26
- End of the Year Banquet - May 14

• If you have any questions about joining the Coaches Club or would like some more information on membership, please do not hesitate to contact **Cristian Gonzalez Mendez** (Director of Coaches Clubs) at cgonzalezmendez@fsu.edu or **(850) 645-9836**. We would love to hear from you and to have the opportunity to speak with you about how you can make a positive impact in the lives of our student-athletes by becoming a Coaches Clubs member!



#FSACC

FIVE CORE VALUES OF FLORIDA STATE SOFTBALL

F

FAMILY - When you play softball at Florida State, you don't just play for a team, you play for a family. Each person cares for their teammates as if they were a sister, committing to each other through thick and thin. As members of an extended softball family, each one motivates the other and enjoys seeing them succeed. When issues arise, communication is key and allows for a loving relationship that creates a bond that results in an entire team of student-athletes fighting for each other, both on and off the field to be the best they can be.

S

SMART - Being smart, in a wide variety of disciplines, is a cornerstone of the Florida State softball program. In school, it allows you to achieve a degree and plan for a future after softball. At practice, it means training with a purpose, honing your skills and gaining experience by not just going through the motions. In the game, it means having a plan at plate offensively or a pitching and defensive shift plan for opposing hitters based on various scouting reports. Off the field, it means making wise decisions with time management and other activities to be able to be at your best.

A

AGGRESSIVE - You aren't just given things in life, you must aggressively pursue your dreams in order to achieve them. Being aggressive means taking that extra base on a ball in the gap, stealing second when you need to get a runner into scoring position, heading to your teacher's office hours to talk about things you may not have understood in class, going after a hitter with your best pitch in the best location and challenging yourself to become the best you can be because you are passionate about helping the team succeed.

C

COMPETITIVE - A team-based sport is one of the most competitive dynamic there is in life. To be successful, you need to be competitive in many areas. We strive to be competitive on the field, winning individual games, along with conference and national championships. We are competitive with each other on the team, knowing that we make each other better as each one raises their level of skill and accomplishments. We are also competitive off the field, in the classroom and in the workforce as there are many who would seek to be where we are, but only few will attain it.

C

COMMITTED - The previous four core values mean nothing unless everyone is committed to it. Obstacles and challenges will come up. Losses on the field and issues off of it will occur and cause problems that will need to be addressed. But when we are committed - to each other, to the team, to the goals that have been set - very little can disrupt our goals and pursuits. A unified force with a united passion is very difficult to stop and our commitment to the vision and the process will enable us to be successful.



Core Values Shape Culture

- The Seminole Softball team has incorporated these values into all areas of team life, both on and off the field.
- Each fall since 2015, FSU has experienced "The Program", a two-day boot camp event where the team has worked on communication, problem solving, endurance, perseverance, paying attention to details and teamwork while accomplishing tasks on the field, at a pool, on the beach, in the woods, among others.
- Each year, the team has been able to build trust within the team by attaining goals and going through the physical and mental adversity that The Program imposes on them as a collective team and unit.
- The Seminoles also start each game and practice at "The GATE", which at JoAnne Graf Field is a physical gate, but it helps to focus on being present for the team, allowing outside distractions to stay outside and to "Give your **A**ll to the **T**eam **E**veryday."



10 WCWS APPEARANCES • 17 ACC CHAMPIONSHIPS • 32 NCAA APPEARANCES

2018 NCAA NATIONAL CHAMPIONSHIP

National Champion.

For a storied program that had reached the Women's College World Series nine times before, had three different National Players of the Year and was led by NFCA Hall of Fame Coach JoAnne Graf who was the first in NCAA history to win 1,400 games, the last accomplishment was finally secured on June 5, 2018 as Florida State earned the NCAA National Championship with a 8-3 win over Washington.

The Seminoles (58-12) received a gutsy performance from Meghan King in the circle and weathered an early deficit in the come-from-behind victory over the Huskies (52-10).

The victory exemplified the "Cardiac Kids" persona that the team took on throughout the ACC and NCAA postseason as the Seminoles became just the third team in NCAA history to lose their first game of the WCWS and come all the way back through the loser's bracket to win the title, joining Texas A&M (1983) and UCLA (2003).



After falling to No. 3 UCLA, 7-4, in its opening game, Florida State stormed back through the loser's bracket, taking down No. 7 Georgia (7-2), No. 1 Oregon (4-1) and a pair of victories over No. 3 UCLA (3-1 and 12-6) to clinch a spot in the WCWS Championship Series for the first time in program history.

In game one of the finals against Washington, it was a pitcher's duel between FSU's Meghan King and UW's Gabbie Plain and the lone run of the night came on a solo home run by Anna Shelnutt in the top of the sixth inning.

Jessie Warren's heroics at third base stopped the Huskies' comeback hopes as, after a leadoff single, Warren dove in front of the plate to catch a sacrifice bunt attempt and throw to first for a double play. The play was featured on Sportscenter and earned Warren a spot among the nominees for the 2018 ESPY for Best Play.

King was back in the circle for the final and Washington tallied three quick runs after uncharacteristic errors and miscues allowed the Huskies to take an early lead. Shelnutt again sparked the Seminole offense with a two-run home run in the bottom of the first and home runs by Warren and Elizabeth Mason later in the game pushed the FSU lead out to 8-3.

King retired 11 batters in a row until getting out of a bases-loaded jam in the fourth inning, and shut down Washington the rest of the game, allowing just one runner to reach base over the final three innings as the Seminoles secured their first national title.

Jessie Warren was named the WCWS Most Outstanding Player and was joined on the WCWS All-Tournament Team by Meghan King, Anna Shelnutt, Elizabeth Mason and Sydney Sherrill.

It was the 16th National Championship for Florida State, the third for softball and the first in the fastpitch era as the Noles earned AIAW titles in slowpitch in 1981 and 1982.

As a team, Florida State set the WCWS record with 15 stolen bases in the tournament, and matched the record for most wins (6), while etching their name in the Top 5 of 15 different WCWS categories, including doubles (12 - second), runs scored (39 - third), home runs (10 - third) and RBI (37 - third).

Individually, Dani Morgan posted a WCWS record with seven stolen bases and Jessie Warren tied the all-time WCWS mark with 13 hits. Overall, seven different Seminoles now rank in the Top 5 all-time in WCWS history in 15 different categories, including Sydney Sherrill's seven two-out RBI ranks second and Zoe Casas's three doubles and Elizabeth Mason's nine RBI both are tied for fourth.

The Seminoles closed out the 2018 season on the top of the mountain, playing softball the only way they knew how - with fun and joy and love for each other.





1981, 1982 AIAW NATIONAL CHAMPIONS • 2018 NCAA NATIONAL CHAMPIONS • 51 ALL-AMERICANS

2016 WOMEN'S COLLEGE WORLD SERIES

For the second time in three seasons, FSU softball returned to Oklahoma City and the Women's College World Series after earning an NCAA Super Regional sweep of Utah at JoAnne Graf Field on May 27-28. It marked the ninth time overall in program history that Florida State has reached the WCWS.

Prior to the games getting underway, a trio of Noles were honored for their success as Alex Powers, Jessica Burroughs and Jessie Warren received All-America honors from the National Fastpitch Coaches Association. It marked the sixth time that Florida State had earned three All-Americans in one season and the first time that all three returned for the next season. Powers and Burroughs also received 2016 ACC Player and Pitcher of the Year honors, respectively.



The Seminoles opened up the 2016 WCWS with a game against No. 15 Georgia. After breaking out to a 2-0 lead on a first-inning home run by Warren, FSU allowed the Bulldogs back into the game with three total errors in the second and third innings as Georgia took a 4-2 lead. A two-run home run in the sixth inning by Alex Powers tied the game at 4-4, but another FSU defensive error (a WCWS record-tying seventh error of the game) allowed Georgia to score an unearned run in the seventh inning to win 5-4 to send FSU to the loser's bracket.

On Elimination Saturday, Florida State battled back with a win over No. 14 UCLA, taking down the Bruins by a score of 8-4. After starter Meghan King allowed a first-inning grand slam to UCLA, Jessica Burroughs came in relief and retired 19 of the last 21 UCLA batters as FSU scored multiple runs in the second, third and fifth innings to complete the comeback victory and continue on in the 2016 WCWS. As weather caused problems for games in OKC, the next contest

between No. 7 FSU and No. 2 Michigan was forced to move to Sunday, June 5. In what became a pitcher's duel, both teams struggled to get their offense going as each squad only had five baserunners reach base for the entire game. A single to lead off the third by Alex Kossoff, followed by a walk to FSU's Morgan Klaevemann, a fielder's choice by Jessie Warren and a walk to Alex Powers loaded the bases for Sydney Broderick. A wild pitch by U-M's Megan Betsa allowed Klaevemann to dash home, scoring the only run of the game as FSU held on for the 1-0 victory. The win over No. 2 Michigan was the highest ranked win for head coach Lonni Alameda in her eight seasons at FSU.

Reaching the WCWS semifinals for the third time in school history, FSU continued with a game against No. 5 Auburn on Sunday night. In a back-and-forth fight, both teams battled as a spot in the Championship finals was on the line. FSU struck first with a run in the top of the first, but Auburn scored three in the bottom of the inning. The Noles tied it up at 3-3 in the second and took a 4-3 lead on an RBI single by Carsyn Gordon in the third, but the Tigers answered with three runs in the bottom of the third for a 6-4 advantage.

A solo home run in the fourth gave Auburn a 7-4 lead, but the Noles would not give up until their final at bat. Freshman Cali Harrod tied the game with a three-run home run in the seventh inning to force extra innings. Despite getting a runner to second with one out in the eighth, FSU was unable to push across a run. In the bottom of the inning Auburn hit a leadoff single, and along with an FSU error, put the winning run on third with no body out. A fielder's choice to third base drove in the winning run, giving Auburn a 8-7 win and sending them to the WCWS Championship Series.





10 WCWS APPEARANCES • 17 ACC CHAMPIONSHIPS • 32 NCAA APPEARANCES

2014 WOMEN'S COLLEGE WORLD SERIES

For the first time since 2004, the Florida State Seminoles advanced to Oklahoma City, Okla., for the Women's College World Series. It marked the first time that FSU had reached the WCWS since the NCAA updated the tournament to include the super regional round in 2005.

Making the World Series seemed unlikely for FSU as it lost game one of the Tallahassee Super Regional by a score of 17-3 to No. 13 Michigan. It set the record for most runs allowed in Seminole history and the 14 run margin of defeat was the largest ever.

Refusing to concede the series defeat, Florida State came out and shutout the Wolverines in game two of the series, 6-0, and were tied 2-2 in the bottom of the seventh inning of game three before senior outfielder Courtney Senas blasted a two-run walk-off home run to deep left center to end the game but begin the celebration at home plate.



Once in OKC, the Seminoles got down to work to continue their impressive season which included the program's 12th ACC Championship and FSU's 24 conference wins set a single-season record in the ACC.

Several Noles were honored with weekly, conference and regional accolades throughout the season, but the final award was given to junior pitcher Lacey Waldrop at the WCWS banquet on the 50th floor of the Devon Tower. Waldrop earned the 2014 USA Softball National Player of the Year award, becoming FSU's second winner of the award following Jessica van der Linden in 2004. Florida State is also the only school with multiple winners of the award.

The first opponent for Florida State was No. 1 Oregon. Junior shortstop and NFCA First Team All-American Maddie O'Brien led off the game with a single to center and Senas followed later the inning with a walk but the Noles were unable to score a run. Oregon's



starting pitcher would only allow two other baserunners for the rest of the game. Waldrop allowed three runs in 5.0 innings as the Seminoles lost to the Ducks, 3-0, to fall into the loser's bracket.

Two days later, FSU faced Baylor in an elimination game. Alex Kossoff led the Noles at the plate, going 2-for-3 with a run scored, including a nice bunt single in the third. However, FSU was unable to capitalize on its chances in the same way that Baylor did. Home runs by BU shortstop Jordan Strickland in the second and sixth inning accounted for four of the seven runs in the contest as Baylor eliminated Florida State from the World Series with a 7-2 victory.

While it was the best season in a decade, and one of the best in program history, the Seminoles know that they have the talent and passion to not only return to OKC and the Women's College World Series in the future, but that they have the goal of finishing the job and being the last team standing as the National Champion.





“PLAY FOR THOSE WHO CAN’T”

One of the foundational principles that Florida State softball is built on is, “Play for those who can’t.” The Seminoles have displayed that throughout the years, including recently with people like Taylor Foster, Madison Marshall, Hayden Stone and Monk Bonasorte.

Taylor Foster became part of the FSU family in 2013 through a connection with the ACC, and despite growing up in North Carolina, dreamed of playing softball for the Seminoles. Foster was diagnosed with bone cancer in at the age of 13 and her passion and enthusiasm in the face of such adversity never faltered. The Noles would routinely stop by to see Taylor and her family when playing NC area schools and the players and coaches would often keep touch via calls, texts and video chats. After her passing in April of 2014, an annual memorial tournament and camp was started and organized by FSU softball players, coaches and support staff for youth in North Carolina to share Taylor’s passion for the game and tell of her legacy.


In 2016, and through a partnership with The Friends of Jaclyn Foundation, FSU softball adopted Madison Marshall who had been diagnosed with a brain tumor in 2014 at the age of 14. The Friends of Jaclyn Foundation was created in 2005 and pairs children with pediatric brain tumors with collegiate sports teams, as they have seen the symbiotic relationships that are formed help both the child going through such a difficult situation, but also the teams that are able to come along side a family and help them fight and learn a new appreciation and perspective on life.

In 2019, again in partnership with the Friends of Jaclyn Foundation, the Seminoles adopted Hayden Stone, who had been diagnosed with a soft tissue cancer and lives in Tallahassee. Hayden and her family come to nearly every home game and during the 2019 season, the FSU players drew smiley faces on their necks in honor of Hayden as a way for her reduce the stigma of a scar on her neck.

Monk Bonasorte, one of the main FSU athletic administrators responsible for hiring Lonni Alameda as head coach in the fall of 2008, had played football at FSU in the late 70s, and was voted into the FSU Athletics Hall of Fame in 1995. As a result, he bled Garnet and Gold and became a significant supporter of FSU softball, as well as all of the other sports on campus. In October of 2015, Bonasorte was diagnosed with brain cancer, yet never wavered in his passion for FSU and life. Right up to his passing in November of 2016, he continued to give his life to this university and be an example of the Florida State “Unconquered” spirit.

In 2017, the Lonni Alameda Softball Camps began the annual Monk Bonasorte Camp (Camp MB42), where the young players in attendance not only learn about the skills of softball, but also about life and who Monk was, what he meant to Florida State and how he battled through such adversity. All of the proceeds of the annual camp go to the FSU Monk Bonasorte Scholarship, and to date, the camp has raised over \$8,500.

There are numerous other relationships that have been formed over the years with young fans like Amber Howard and Maddie Briscoe, and even former players such as Dana Bailey that have battled cancer, the FSU players and staff know that there is much more to life than just this game. Though several are now gone, they are certainly not forgotten and remain a significant part of Seminole softball to this day.





2020 QUICK FACTS

Location..... Tallahassee, Fla.
 Founded..... 1851
 Enrollment..... 41,473
 Symbol..... Seminoles
 Colors..... Garnet and Gold
 Conference..... Atlantic Coast
 President..... John Thrasher
 Interim Athletics Director..... David Coburn

Head Coach..... Lonni Alameda
 Alma Mater..... Oklahoma '93
 Career Record..... 695-318-2 (16 years)
 FSU Record..... 538-160-1 (11 years)
 Assistant Coach..... Travis Wilson
 Alma Mater..... Canterbury '96
 Assistant Coach..... Troy Cameron
 Alma Mater..... Florida Atlantic '12

Home Field..... JoAnne Graf Field
 Dimensions..... Lines - 200', Center - 220'
 Capacity..... 1,000

First Year of Softball..... 1978
 All-Time Record..... 2,021-669-6
 ACC Titles..... 17*
 *includes tie with Maryland in 1997
 National Titles (AIAW)..... 2 (1981, 1982)
 National Titles (NCAA)..... 1 (2018)
 NCAA Regional Appearances..... 32
 NCAA Super Regional Appearances..... 8
 WCWS Appearances..... 10
 NCAA Tournament Record..... 88-70

2019 Record..... 55-10
 2019 ACC Record..... 19-5
 2019 ACC Finish..... 1st (Tournament)
 1st (Atlantic Division)

Starters R/L..... 6/4
 Pitchers R/L..... 3/2
 Letterwinners R/L..... 11/7
 Newcomers..... 8

Softball Oversight..... Cindy Hartmann
 Softball SID..... Scott Moriak
 Moriak's email..... smoriak@fsu.edu
 Moriak's Office..... 850-644-2016
 Moriak's Cell..... 715-641-0365
 SID Office Fax..... 850.644.3820
 Website..... seminole.com
 Mailing Address..... 403 Stadium Drive W.
 Tallahassee, FL 32306

Twitter..... @FSU_Softball
 Facebook..... /FSUSoftball
 Instagram..... /fsusoftball
 Snapchat..... /fsu_softball
 Podcast..... Coaches & Coffee: FSU Softball Podcast

SEMINOLES BY STATE

Florida (12)

Bianca Cruz..... Melbourne
 Chloe Culp..... Tallahassee
 Cassidy Davis..... Valrico
 Brianna Enter..... Green Cove Springs
 Leslie Farris..... St. Johns
 Devyn Flaherty..... Sarasota
 Kaia LoPreste..... Brandon
 Elizabeth Mason..... Tampa
 Kaley Mudge..... Winter Springs
 Morgan Noah..... Tampa
 Savannah Parker..... St. Johns
 Maegan Tomlinson..... Tallahassee

Georgia (4)

Kara Bilodeau..... Cumming
 Dani Morgan..... Newnan
 Anna Shelnett..... Franklin
 Emma Wilson..... Dallas

Indiana (1)

Danielle Watson..... Osceola

Michigan (1)

Josie Muffley..... Portage

Oklahoma (1)

Sydney Sherrill..... Moore

Tennessee (1)

Caylan Arnold..... Maryville

Virginia (1)

Kathryn Sandercock..... McLean

West Virginia (1)

Kiersten Landers..... Scott Depot

SEMINOLES BY POSITION

Outfield (5)

Dani Morgan, Kaley Mudge, Cassidy Davis
 Kiersten Landers, Maegan Tomlinson

Infield (5)

Leslie Farris, Elizabeth Mason, Josie Muffley,
 Morgan Noah, Sydney Sherrill

Catchers (2)

Kaia LoPreste, Anna Shelnett

Pitchers (8)

Caylan Arnold, Kara Bilodeau, Bianca Cruz,
 Cassidy Davis, Brianna Enter,
 Kathryn Sandercock, Danielle Watson, Emma
 Wilson

Utility (3)

Savannah Parker, Devyn Flaherty, Chloe Culp

SEMINOLES BY CLASS

Freshmen (8)

Bianca Cruz, Chloe Culp, Brianna Enter,
 Devyn Flaherty, Kiersten Landers,
 Kaia LoPreste, Kaley Mudge, Emma Wilson

Sophomores (5)

Josie Muffley, Morgan Noah, Savannah Parker,
 Kathryn Sandercock, Maegan Tomlinson

Juniors (4)

Kara Bilodeau, Elizabeth Mason,
 Sydney Sherrill, Danielle Watson

Seniors (5)

Caylan Arnold, Cassidy Davis, Leslie Farris,
 Dani Morgan, Anna Shelnett



2020 SOFTBALL ROSTER

NUMERICAL

| No. | Name | B/T | Pos. | Ht. | Yr. | Hometown/Prev. School |
|-----|--------------------|-----|------|------|-------|--------------------------------------------------|
| 1 | Dani Morgan | R/R | UT | 5-6 | Sr. | Newnan, Ga. / East Coweta |
| 2 | Maegan Tomlinson | L/R | OF | 5-7 | So. | Tallahassee, Fla. / Chiles |
| 3 | Bianca Cruz | R/R | P | 5-8 | R-Fr. | Melbourne, Fla. / Space Coast |
| 5 | Elizabeth Mason | R/R | UT | 5-8 | R-Jr. | Tampa, Fla. / Gaither |
| 6 | Kaley Mudge | L/L | OF | 5-6 | Fr. | Winter Springs, Fla. / Winter Springs |
| 7 | Kiersten Landers | L/R | OF | 5-6 | R-Fr. | Scott Depot, W.V. / Hurricane |
| 9 | Devyn Flaherty | L/R | INF | 5-7 | Fr. | Sarasota, Fla. / Riverview Sarasota |
| 10 | Josie Muffley | R/R | INF | 5-5 | So. | Portage, Mich. / Tulsa |
| 12 | Caylan Arnold | R/R | P | 5-7 | Sr. | Maryville, Tenn. / Tennessee |
| 13 | Anna Shelnutt | R/R | C | 5-4 | Sr. | Franklin, Ga. / Heard County |
| 14 | Savannah Parker | R/R | UT | 5-5 | So. | St. Johns, Fla. / Bartram Trail |
| 17 | Emma Wilson | R/R | P/OF | 5-9 | Fr. | Dallas, Ga. / North Paulding |
| 20 | Kaia LoPreste | R/R | C | 5-6 | Fr. | Brandon, Fla. / Riverview |
| 22 | Brianna Enter | R/R | P | 5-4 | Fr. | Green Cove Springs, Fla. / St. Johns Country Day |
| 23 | Kara Bilodeau | R/R | P | 5-9 | Jr. | Cumming, Ga. / Auburn |
| 24 | Sydney Sherrill | L/R | UT | 5-7 | Jr. | Moore, Okla. / Southmoore |
| 26 | Leslie Farris | R/R | INF | 5-4 | Sr. | St. Johns, Fla. / Creekside |
| 28 | Chloe Culp | R/R | 1B/C | 5-7 | Fr. | Tallahassee, Fla. / North Florida Christian |
| 32 | Kathryn Sandercock | R/R | P | 5-10 | So. | McLean, Va. / Bishop O'Connell |
| 44 | Morgan Noah | L/R | INF | 5-4 | So. | Tampa, Fla. / Sickles |
| 70 | Cassidy Davis | R/R | P/UT | 5-9 | Sr. | Valrico, Fla. / Newsome |
| | Danielle Watson | R/R | P | 5-8 | Jr. | Osceola, Ind. / Penn |

ALPHABETICAL

| No. | Name | B/T | Pos. | Ht. | Yr. | Hometown/Prev. School |
|-----|--------------------|-----|------|------|-------|--------------------------------------------------|
| 12 | Caylan Arnold | R/R | P | 5-7 | Sr. | Maryville, Tenn. / Tennessee |
| 23 | Kara Bilodeau | R/R | P | 5-9 | Jr. | Cumming, Ga. / Auburn |
| 3 | Bianca Cruz | R/R | P | 5-8 | R-Fr. | Melbourne, Fla. / Space Coast |
| 28 | Chloe Culp | R/R | 1B/C | 5-7 | Fr. | Tallahassee, Fla. / North Florida Christian |
| 70 | Cassidy Davis | R/R | P/UT | 5-9 | Sr. | Valrico, Fla. / Newsome |
| 22 | Brianna Enter | R/R | P | 5-4 | Fr. | Green Cove Springs, Fla. / St. Johns Country Day |
| 26 | Leslie Farris | R/R | INF | 5-4 | Sr. | St. Johns, Fla. / Creekside |
| 9 | Devyn Flaherty | L/R | INF | 5-7 | Fr. | Sarasota, Fla. / Riverview Sarasota |
| 7 | Kiersten Landers | L/R | OF | 5-6 | R-Fr. | Scott Depot, W.V. / Hurricane |
| 20 | Kaia LoPreste | R/R | C | 5-6 | Fr. | Brandon, Fla. / Riverview |
| 5 | Elizabeth Mason | R/R | UT | 5-8 | R-Jr. | Tampa, Fla. / Gaither |
| 1 | Dani Morgan | R/R | UT | 5-6 | Sr. | Newnan, Ga. / East Coweta |
| 6 | Kaley Mudge | L/L | OF | 5-6 | Fr. | Winter Springs, Fla. / Winter Springs |
| 10 | Josie Muffley | R/R | INF | 5-5 | So. | Portage, Mich. / Tulsa |
| 44 | Morgan Noah | L/R | INF | 5-4 | So. | Tampa, Fla. / Sickles |
| 14 | Savannah Parker | R/R | UT | 5-5 | So. | St. Johns, Fla. / Bartram Trail |
| 32 | Kathryn Sandercock | R/R | P | 5-10 | So. | McLean, Va. / Bishop O'Connell |
| 13 | Anna Shelnutt | R/R | C | 5-4 | Sr. | Franklin, Ga. / Heard County |
| 24 | Sydney Sherrill | L/R | UT | 5-7 | Jr. | Moore, Okla. / Southmoore |
| 2 | Maegan Tomlinson | L/R | OF | 5-7 | So. | Tallahassee, Fla. / Chiles |
| | Danielle Watson | R/R | P | 5-8 | Jr. | Osceola, Ind. / Penn |
| 17 | Emma Wilson | R/R | P/OF | 5-9 | Fr. | Dallas, Ga. / North Paulding |

Head Coach - Lonni Alameda (Oklahoma, 1993)
 Assistant Coach - Travis Wilson (University of Canterbury, 1996)
 Assistant Coach - Troy Cameron (Florida Atlantic University, 2012)

Pronunciation guide

| | | | | | |
|----|------------------|---------------------|----|--------------------------|---------------|
| 2 | Maegan Tomlinson | May-gan | 26 | Leslie Farris | Ferris |
| 20 | Kaia LoPreste | Ky-uh Low-press-tee | | Head Coach Lonni Alameda | Al-uh-mee-duh |
| 23 | Kara Bilodeau | Bill-oh-dough | | | |



12 • CAYLAN ARNOLD

Pitcher • Senior • Maryville, Tenn. • Maryville/Tennessee

| CAREER HIGHS | | | | | |
|------------------|-----|-------------------------------|----------------|----|------------------------------------------|
| Innings Pitched: | 9.0 | 2x, last at Florida (5/25/19) | Walks Allowed: | 5 | 4x, last at Florida (5/25/19) |
| Runs Allowed: | 8 | vs. Georgia (4/1/18) | Strikeouts: | 13 | 2x, last at Charleston Southern (3/3/18) |
| Earned Runs: | 8 | vs. Georgia (4/1/18) | Hits Allowed: | 9 | 2x, last vs. Georgia (4/1/18) |

- 2018 SEC ACADEMIC HONOR ROLL
- 2018 SEC ALL-TOURNAMENT TEAM
- 2018 NFCA SOUTHEAST ALL-REGION THIRD TEAM
- SEC PITCHER OF THE WEEK – 2/26/18, 3/20/18, 5/1/18
- 2017 NFCA SCHOLAR-ATHLETE
- 2017 SEC FRESHMAN OF THE YEAR
- 2017 SEC ALL-FRESHMAN TEAM
- 2017 NFCA FRESHMAN OF THE YEAR TOP 25 FINALIST
- SEC FRESHMAN OF THE WEEK – 3/28/17

Junior Season At Tennessee (2019):

PTossed five scoreless innings with nine strikeouts at Coastal Carolina on (2/8)... pitched four scoreless innings with only one hit in an 18-0 victory over Rider (2/10)... tossed six scoreless innings against Bradley, recording five strikeouts in an 8-0 victory (2/24)... pitched four innings and allowed only two hits while striking out four batters against Fresno State on Feb. 28...struck out seven batters in only three innings pitched against New Mexico (3/1)...notched six strikeouts in four innings pitched and allowed one ER in a loss to Missouri (3/31)...tossed four strikeouts, allowing only one ER in five IP against Mississippi State (4/13).

Sophomore Season At Tennessee (2018):

Threw a complete game in the SEC Tournament against LSU, only allowed three hits with no runs (5/10)...threw a complete game against Kentucky while only allowing one run (4/28)...tossed three scoreless innings in win over ETSU (4/17)...gave up just two runs in five innings pitched in win over then-#14 LSU (4/14)...tossed four scoreless innings to earn 15th win of the season in win over Memphis (4/10)...tossed 5.1 scoreless innings in win over then-#11 Auburn (4/6)...threw four scoreless innings in win over Tennessee State (4/3)...tossed four scoreless innings in win over then-#6 Georgia (3/31)...suffered first loss of season in loss to then-#15 South Carolina (3/24)...SEC Pitcher of the Week (3/20)...tossed three scoreless innings of relief to earn third save of season in win over Maryland (3/17)...threw a complete game, three-hit win over Maryland (3/16)...threw three scoreless innings while striking out three in win over Cleveland State (3/14)...gave up just two runs in three innings of work in win over Missouri (3/11)...threw four scoreless innings with eight strikeouts in win over South Alabama (3/4)...tossed a complete game while tying career-high for strikeouts with 13 in win over Charleston Southern (3/3)...threw four scoreless innings with five strikeouts in win over Toledo (3/2)...tossed four scoreless innings in a win over Charleston Southern (3/2)...SEC Pitcher of the Week (2/26)...threw a complete game, only allowed on run, in a win over Northwestern (2/24)...tossed one inning in relief against then-#2/5 Oregon and did not surrender a hit or run to earn her first save on the season (2/24)...tossed three scoreless innings in a win over Oregon State (2/23)...tossed four scoreless innings in a win over UC-Davis (2/23)...threw a complete-game, three-hit shutout in win over BYU (2/22)...picked up third win of season after pitching five scoreless innings against Marshall (2/18)...tossed 5.2 innings of relief with eight strikeouts in win over UMass Lowell (2/16)...threw three innings of relief and only surrendered two hits in a win over then-#15 Oklahoma State (2/16)...gave up just one hit and no runs in three innings of work against UC-Davis

(2/10)...gave up just two hits in a start against San Jose State in the Kajikawa Classic (2/10)...got first start of the season against Arizona State pitching for two innings while facing 13 batters (2/9).

Freshman Season At Tennessee (2017):

Recorded the most wins (20) and strikeouts (144) by a Tennessee freshman pitcher since Ellen Renfro had 26 and 259, respectively in 2011...recorded nine victories over ranked opponents...finished seventh in the SEC with a .181 opponent batting average, tied for eighth with 20 wins and eighth with 144 strikeouts...did not allow a hit in three scoreless innings of relief in NCAA Super Regional loss to No. 9 Texas A&M (5/28)...allowed just one hit and had five strikeouts in five innings of scoreless relief to earn the win over No. 1 Florida (4/30)...gave up just two hits and one run in six innings of work in series finale at No. 16 LSU (4/23)...gave up just three hits and two runs to earn a complete-game victory over No. 9 Alabama (4/15)...threw a complete-game, one-hit shutout in win over Tennessee State (4/11)...threw six shutout innings of relief with six strikeouts in win over NC State (4/2)...gave up just two hits and one unearned run in five innings of win over No. 23 Ole Miss (3/25)...gave up just one run on two hits in win over No. 25 North Carolina (3/22)...SEC Freshman of the Week (3/28)...went 29.2 innings pitched to start the year before allowing an earned run...took her first career at-bat against South Carolina (3/12)...tossed two scoreless innings of relief to earn second save of the season in win over South Carolina (3/11)...threw two innings against South Carolina striking out three earning her ninth win of the season (3/12)...tossed two innings in relief surrendering only one hit and striking out two batters in win vs. South Carolina while earning her second save of the season (3/11)...tied a career high in strikeouts with nine in win over Campbell (3/6)...had a career high nine strikeouts in six hitless innings of relief in win over Jacksonville State (3/4)...threw 4.2 innings allowing just two hits while striking out four and picking up her sixth win of the season against Bradley (3/3)...pitched a complete game against Oklahoma allowing only one run while striking out four in a 2-1 win (2/23)...tossed first-career complete-game shutout, allowing just two hits in win vs. Oregon State (2/19)...three three shutout innings of one-hit ball to earn win in victory over Bradley (2/19)...earned first-career save after pitching a scoreless seventh inning in win over DePaul (2/18)...struck out six batters and allowed just one unearned run in six innings pitched in victory over UNC Greensboro (2/11)...made first-career start in season-opening win over Tennessee Tech, throwing five shutout innings with five strikeouts to earn her first collegiate win (2/10).

High School:

Named 2016 TSCA Class AAA Miss Softball after posting a 21-2 record, 0.56 ERA, 336 strikeouts, four no-hitters and two perfect games...three-time TSCA Class AAA All-State selection (2014-16)...four-time All-District selection and two-time District MVP (2015 & 2016)...helped lead Maryville High School to Tennessee Class AAA state tournament berths in 2014 and 2015...posted a career record of 51-12 with a 1.03 ERA and 760 strikeouts during her high-school career...was also a great hitter at Maryville, batting .360 with 135 hits, 106 runs, 107 RBIs and 23 home runs during her high-school career...played club ball for the American Freedom at PGF Nationals.

CAREER PITCHING STATISTICS AT TENNESSEE

| Year | era | w-l | app | gs | cg | sho | sv | ip | h | r | er | bb | so | 2b | 3b | hr | bf | bavg | wp | hbp | bk | sfa | sha |
|--------------|-------------|--------------|------------|-----------|-----------|----------|----------|--------------|------------|------------|------------|------------|------------|-----------|----------|-----------|-------------|-------------|-----------|-----------|----------|-----------|-----------|
| 2017 | 2.01 | 20-9 | 40 | 27 | 7 | 2 | 2 | 156.2 | 102 | 58 | 45 | 60 | 144 | 21 | 2 | 4 | 654 | .181 | 10 | 13 | 0 | 2 | 15 |
| 2018 | 2.19 | 26-6 | 52 | 33 | 12 | 3 | 3 | 217.0 | 170 | 76 | 68 | 70 | 227 | 20 | 4 | 18 | 906 | .212 | 5 | 13 | 0 | 6 | 15 |
| 2019 | 2.26 | 11-8 | 25 | 21 | 3 | 1 | 1 | 102.0 | 83 | 38 | 33 | 39 | 102 | 13 | 0 | 16 | 436 | .219 | 4 | 9 | 0 | 2 | 7 |
| TOTAL | 2.15 | 57-23 | 117 | 81 | 22 | 6 | 6 | 475.2 | 355 | 172 | 146 | 169 | 473 | 54 | 6 | 38 | 1996 | .204 | 19 | 35 | 0 | 10 | 37 |



70 • CASSIDY DAVIS

Pitcher/Utility • Senior • Valrico, Fla. • Newsome

CAREER HIGHS

| | | | | | |
|------------|---|--------------------------------------------|---------------|---|-----------------------------------------|
| Hits: | 3 | 4x, last vs. Lipscomb (2/23/19) | RBI: | 6 | vs. Troy (3/21/18) |
| Doubles: | 1 | 13x, last vs. South Carolina - NCAA (5/19) | Runs: | 2 | 8x, last vs Bethune-Cookman-NCAA (5/17) |
| Triples: | 1 | 2x, last vs. NC State (3/24/19) | Walks: | 2 | 2x, last vs. USF - NCAA (5/18) |
| Home Runs: | 2 | vs. Troy (3/21/18) | Stolen Bases: | - | |

- 2018 NCAA NATIONAL CHAMPION
- 2019 NFCA SOUTHEAST ALL-REGION SECOND TEAM
- 2019 ALL-ACC ACADEMIC TEAM
- 2019 ACC ACADEMIC HONOR ROLL
- 2018 CoSIDA ACADEMIC DISTRICT 4 ALL-REGION TEAM
- 2018 ALL-ACC ACADEMIC TEAM
- 2018 ACC ACADEMIC HONOR ROLL
- 2017 ACC ACADEMIC HONOR ROLL

Junior Season (2019):

A consistent two-way player for the Seminoles in 2019, she appeared in 58 games with 42 starts...posted a .309 batting average with 38 hits, seven doubles, two triples, 10 home runs, 43 RBI, 16 walks and 22 runs scored... was one of seven different Seminole players to have at least 10 HR on the season and one of six to record at least 40 RBI...hit a two-run single against UNCW on opening day (February 8) and also pitched 3.0 innings in the circle against the Seahawks, giving up a run on two hits with two walks and a strikeout...went 2-for-3 from the plate with an RBI on February 9 versus Iowa State...walked, hit a sacrifice fly and drove in two runs on February 10 against UNC Wilmington...hit an RBI double against RV Ohio State on February 15...crushed a two-run home run on February 15 versus No. 3 Oklahoma... hit a triple and drove in two runs against Minnesota on February 16...walked and hit a solo home run on February 20 versus South Alabama...batted 2-for-3 with a double and three RBI on February 22 against Lipscomb, along with 1.1 innings of scoreless relief and two strikeouts in the win...tied a career high with three hits and added three RBI on February 23 against Lipscomb... went 2-for-2 from the plate with a double and a home run and two RBI on March 3 versus Dartmouth...drew a walk and scored a run at UCF on March 4...hit an RBI single on March 6 at Grand Canyon...walked and hit a single against Notre Dame on March 16...hit a three-run home run on March 19 against Florida A&M...hit a pinch-hit three-run triple on March 24 against NC State...walked and hit a two-run home run at Virginia on March 31...hit a pinch-hit solo home run on April 24 against Troy...drove in a pair of runs with a double on April 26 against Duke...hit a solo home run against Duke on April 28...went 3-for-4 with an RBI and a run scored on May 3 at Syracuse...drove in two runs and hit a home run against the Orange on May 4...drew a walk against both Georgia Tech and Notre Dame in the ACC Tournament...brought in three RBI with a double and a home run and added two runs scored on May 17 against Bethune-Cookman...walked twice and scored a run on May 18 versus USF...hit a double off the top of the wall against No. 21 South Carolina (May 19)...was hit by a pitch and scored a run against No. 13 Oklahoma State in game two of the NCAA Tallahassee Super Regional on May 24.

Sophomore Season (2018):

Played in 49 games, with 37 starts and 23 overall appearances in the circle for the Seminoles as she helped FSU to win the 2018 NCAA National Championship...posted a .248 batting average with four doubles, six home runs, 22 RBI, 12 runs scored and 17 walks at the plate...recorded a 1.85 ERA in 34.0 innings of work with 18 strikeouts and six walks as opponents batted just .232 against her on the season...pitched a scoreless fifth inning to close out the game against Portland State on February 9...crushed a pinch-hit, three-

run home run against No. 14 Minnesota on February 17. Also pitched the final inning of that game and recorded a strikeout...combined with Meghan King to record a perfect game on February 23 against Northern Iowa. She added a home run and two runs scored at the plate during the game as well... struck out two batters in 2.0 scoreless innings of relief on March 3 against Hofstra...went 3-for-4 with a double, a home run, three RBI and two runs scored against Penn on March 8...retired all six batters she faced, including a strikeout, in the first game of a DH at North Florida...walked, hit a single and drove in a pair of runs in game two of a doubleheader at North Florida (3/10)...hit a solo home run and drew a walk on March 17 against Virginia Tech...launched two home runs and drove in a career-high six RBI in game one of the doubleheader against Troy on March 21...was 2-for-4 in game two against the Trojans with an RBI, and closed out the game with a scoreless inning in the circle...walked twice and scored a run against Syracuse (3/24)... allowed just one hit and struck out a batter in 1.0 innings of relief on March 25...did not allow a run in 2.2 innings of relief on April 13 at Boston College as the Seminoles came from behind to win 5-4...hit a single in the series finale against Louisville on April 23...gave up just one hit over 2.2 innings of relief in the series at Notre Dame on April 27-29...drove in a run with a bases-loaded walk against Jacksonville State on May 18...hit an RBI single to left in the NCAA Regional final against JSU (May 20)...walked and hit a single in the opening game of the 2018 NCAA Super Regional against No. 11 LSU on May 25...hit her fourth double of the season against LSU on May 26...drew a walk in the opening game of the 2018 WCWS against No. 3 UCLA on May 31, and also pitched to the final two Bruin batters of the game...gave up one run and three hits in 1.2 innings of an elimination game against UCLA on June 3 as the Seminoles advanced to the WCWS Championship Series for the first time in school history.





70 • CASSIDY DAVIS

Pitcher/Utility • Senior • Valrico, Fla. • Newsome


Freshman Season (2017):

A two-way player, Davis appeared in 33 games as a freshman and 25 as a pitcher, with 22 starts overall, including one in the circle...offensively, batted .242 on the year (15-for-62) with two doubles, two home runs, 11 RBI and nine runs scored...she also added 10 walks and two sacrifice flies...in the circle, she was 1-0 with a 1.96 ERA posting one save and helping complete eight shutouts...she allowed 41 hits and 17 runs (10 earned) over 35.2 innings with 15 walks and 17 strikeouts...drew a walk in her first career plate appearance on Feb 10 against Lipscomb...batted 2-for-2 with a walk and two runs scored against Furman on Feb 11...had a career night against Florida A&M on February 15, earning her first career pitching start and tossing 6.0 shutout innings with six strikeouts while facing just one over the minimum...she also went 2-for-2 at the plate against the Rattlers, including a walk and an RBI double...went 1-for-2 with a walk and a run scored against Nebraska on February 18...closed out the games against Northwestern (Feb 18) and Nebraska (Feb 19), tossing 2.0 scoreless innings each, giving up just one total hit and striking out two...went 1-for-3 with two RBI against Stanford on February 23...opened the season with 14.0 scoreless innings in the circle, before giving up two runs against San Diego State on February 24...struck out one in 1.1 scoreless innings against No. 14 Michigan on February 26...drove in a run and drew a walk against Georgia Tech on March 3...hit a double and scored a run in FSU's win over GT on March 4...did not give up a hit in 2.0 innings against Canisius, walking one and recording two strikeouts...hit an infield single against Notre Dame on March 19, as well as pitched the final 2.0 innings of the game, allowing four hits and one walk with two strikeouts...needed just four pitches to record three outs and close out a 13-1 win at Virginia on March 24...retired all three batters she faced on March 25, including a strikeout, as FSU defeated Virginia, 8-0...had an RBI groundout at the plate on March 26 at UVA, as the Noles completed the sweep of the Cavaliers...allowed two leadoff hits on April 1, but got out of the inning having faced just three batters as Jessie Warren, Ellie Cooper and Carsyn Gordon combined for a triple play in the sixth inning...had a base hit at the plate and pitched a scoreless final inning on the road at Syracuse (4/8)...earned her first career save at Troy on April 18, tossing the final 3.0 innings and giving up just one unearned run. Also added a two-run home run at the plate in FSU's 9-3 victory...drove in a run against UNC on April 29 and walked and scored one of her own on April 30.

High School:

Graduated from Newsome High School in Lithia, Fla...helped lead the Wolves to the FHSAA 8A state championship in 2015...earned All-State First Team honors as she led her team with a 10-1 record in the circle, as well as hitting four home runs and driving in 24 RBIs at the plate...in the state title game,

she had a home run and drove in three runs in Newsome's 5-1 victory over Coral Reef...named Hillsborough County Player of the Year...was a member of the Tampa Mustangs travel team and hit .500 for the summer in 2015 while leading the team in ERA, strikeouts and fewest runs allowed...helped the Mustangs to the 2015 PGF 16U Premier National Championship, tossing 43.0 innings and allowing just one earned run throughout the tournament...selected to the PGF Southeast All-American team...ranked No. 25 on FloSoftball's Hot 100 for 2016...academically, Davis finished in the top 10 percent of her class as has been on the Honor Court...chose Florida State over offers from Alabama and Stanford.



CAREER HITTING STATISTICS AT FLORIDA STATE

| Year | avg | gp-gs | ab | r | h | 2b | 3b | hr | rbi | tb | slg% | bb | hbp | so | gdp | ob% | sf | sh | sb-att | po | a | e | fld% |
|--------------|-------------|----------------|------------|-----------|-----------|-----------|----------|-----------|-----------|------------|-------------|-----------|----------|-----------|----------|-------------|----------|----------|------------|----------|-----------|----------|-------------|
| 2017 | .242 | 33-22 | 62 | 9 | 15 | 2 | 0 | 2 | 11 | 23 | .371 | 10 | 1 | 20 | 2 | .347 | 2 | 0 | 0-0 | 0 | 2 | 0 | 1.000 |
| 2018 | .248 | 49-37 | 109 | 12 | 27 | 4 | 0 | 6 | 22 | 49 | .450 | 17 | 1 | 30 | 1 | .352 | 1 | 0 | 0-0 | 3 | 13 | 0 | 1.000 |
| 2019 | .309 | 58-42 | 123 | 22 | 38 | 7 | 2 | 10 | 43 | 79 | .642 | 16 | 1 | 30 | 1 | .390 | 1 | 0 | 0-0 | 2 | 5 | 2 | .778 |
| TOTAL | .272 | 140-101 | 294 | 43 | 80 | 13 | 2 | 18 | 76 | 151 | .514 | 43 | 3 | 80 | 4 | .366 | 4 | 0 | 0-0 | 5 | 20 | 2 | .926 |

CAREER PITCHING STATISTICS AT FLORIDA STATE

| Year | era | w-l | app | gs | cg | sho | sv | ip | h | r | er | bb | so | 2b | 3b | hr | bf | bavg | wp | hbp | bk | sfa | sha |
|--------------|-------------|------------|-----------|----------|----------|-------------|----------|-------------|------------|-----------|-----------|-----------|-----------|-----------|----------|----------|------------|-------------|-----------|----------|----------|----------|----------|
| 2017 | 1.96 | 1-0 | 25 | 1 | 0 | 0/8 | 1 | 35.2 | 41 | 17 | 10 | 15 | 17 | 7 | 0 | 1 | 155 | .293 | 2 | 0 | 0 | 0 | 0 |
| 2018 | 1.85 | 0-0 | 23 | 0 | 0 | 0/5 | 0 | 34.0 | 29 | 11 | 9 | 6 | 18 | 6 | 0 | 2 | 135 | .232 | 3 | 1 | 0 | 2 | 1 |
| 2019 | 5.75 | 1-1 | 15 | 1 | 0 | 0/2 | 1 | 24.1 | 34 | 22 | 20 | 12 | 18 | 3 | 1 | 4 | 121 | .318 | 6 | 2 | 0 | 0 | 0 |
| TOTAL | 2.90 | 2-1 | 63 | 2 | 0 | 0/15 | 2 | 94.0 | 104 | 50 | 39 | 33 | 53 | 16 | 1 | 7 | 411 | .280 | 11 | 3 | 0 | 2 | 1 |



26 • LESLIE FARRIS

Infielder • Senior • St. John's, Fla. • Creekside

| CAREER HIGHS | | | | | |
|--------------|---|----------------------------------|---------------|---|----------------------------------|
| Hits: | 2 | 7x, last vs. Duke (4/28/19) | RBI: | 2 | 5x, last at USF - NCAA (5/18/19) |
| Doubles: | 1 | 4x, last vs. Duke (4/28/19) | Runs: | 2 | at Georgia Tech (3/30/18) |
| Triples: | 1 | 5x, last at Syracuse (5/5/19) | Walks: | 2 | 3x, last vs. Pitt (4/8/18) |
| Home Runs: | 1 | 5x, last at USF - NCAA (5/18/19) | Stolen Bases: | 1 | 4x, last at Syracuse (5/5/19) |

2018 NCAA NATIONAL CHAMPION

Junior Season (2019):

Played in 56 games as a junior, with 25 starts in the infield...posted a .254 batting average with 17 hits, two doubles, four triples, three home runs, 11 RBI, 13 runs scored, a .537 slugging percentage and four walks with two stolen bases...made a diving stop to save a run against UNCG on February 9...her first hit of the season was a solo home run against RV Ohio State on February 15...hit an RBI triple and scored a run against No. 8 LSU on February 16...drove in two runs and hit a triple on February 16 versus Minnesota...hit a solo home run on February 22 against Elon...singled and scored a run versus Lipscomb on Feb 23...drew a walk and stole a base at UCF on March 3...batted 2-for-3 with a run scored on the road at No. 12 Arizona on March 10...hit a double and a triple on March 19 against Florida A&M and also scored a run... hit a single on March 22 against NC State...singled and scored a run in her only plate appearance at Virginia on March 29...drew a walk in a 2-0 win on the road at No. 8 Florida on April 3...was 2-for-2 with a double and an RBI on April 28 against Duke... stole a base and scored on May 3 at Syracuse...hit her fourth triple of the season at Syracuse on May 5...dropped down a sacrifice bunt as part of a two-run inning on May 11 against North Carolina...hit a two-run home run against USF on May 18, one of a school-record six home runs hit by FSU on the day...drove in a run with an RBI single on May 25 against No. 13 Oklahoma State in the NCAA Tallahassee Super Regional.

Sophomore Season (2018):

Versatile player that saw action in 38 games on the season, including 20 starts in four different positions - second base (8), third base (8), designated player (6) and left field (1)...batted .271 on the season (16-for-59) with two doubles, a triple, two home runs, seven RBI, 11 walks and 15 runs scored as she helped the Seminoles win their first NCAA National Championship...pinch-ran and scored in the season opener against Portland State on February 9...hit a double down the left field line and eventually scored on the road at Texas State on February 10...scored a run against No. 14 Minnesota on Feb 17...walked and scored a run at South Alabama on February 21... drew a pair of walks in FSU's 6-2 win over Florida Gulf coast on March 3...walked and scored a run against Hofstra (3/3)...had a single and drew a walk at North Florida on March 10...walked and hit a single against Troy on March 21...set a career high with two hits on March 25 against Syracuse, including the first home run of her career in the fourth inning...hit an RBI triple and later scored against No. 19 Louisiana on April 4...tied a season high with two hits in the first game of a doubleheader vs. Pitt (4/6)...walked twice in consecutive games vs Pitt (4/6-8)...hit a game-winning two-run double at Boston College on April 13, helping the Noles come from behind to win the game, 5-4...was hit by a pitch in a pinch-hit appearance on May 20 against Jacksonville State...tied a career high with two hits and scored a run on May 25 against No. 11 LSU in game one of the NCAA Tallahassee Super Regional...entered as a pinch-hitter against No. 3 UCLA on May 31 at the 2018 Women's College World Series...pinch-ran on June 4 in game one of the WCWS Championship Series against No. 5 Washington.


Freshman Season (2017):

Appeared in 25 games of the bench as a freshman as the Seminoles won the ACC Championship for the fourth consecutive season...recorded two hits, had four walks,

drove in an RBI and scored five runs offensively, while making numerous defensive plays in the infield and making the NCAA Softball's Top 10 plays of the Week on three different occasions...entered the Lipscomb game as a defensive replacement at 2B and made a diving stop in the 3-4 hole on the second batter of the inning...got her first hit and RBI as she drove a pinch-hit single into right field against Northwestern on February 18...walked and scored a run against Georgia Tech on March 4... hit a single and scored a run against Canisius (3/15)...drew a walk against Florida Gulf Coast on March 15...was hit by a pitch in her only plate appearance against Virginia on March 24...walked in the series finale at UVA on March 26...drew a walk and scored a run in the sixth inning before making a diving stop at shortstop to start a game-ending double play against North Carolina on April 29...pinch-ran and scored a run in the ACC quarterfinal game against Virginia on May 11.

High School:

Graduated from Creekside High School...the Knights have finished as the runner-up at the FHSAA state tournament in 2013, 2014 and 2015...earned All-State honors in 2015 as a junior and batted .369 with an on-base percentage of .509 and scored 44 runs...as a freshman at Bartram Trail High School, hit .402 from the plate with nine doubles, six triples and 21 RBIs, becoming the only freshman selected to the St. Johns All-County First Team...competed with the Gold Coast Hurricanes travel ball team and also participated for Creekside on its weightlifting team...placed first at the sectional finals as a sophomore with a total weight lifted of 285 lbs...advanced to the state tournament where she was one of three underclassmen out of 30 girls in the 129 lb class, earning a 16th place finish...in 2016, she placed ninth at the FHSAA state meet, competing in the 139 lb class...was involved with the Fellowship of Christian Athletes, the National English Honor Society, BASIC and the Senior Women and Interact Service Clubs...chose Florida State over offers from USF, Alabama and Lipscomb University.



CAREER STATISTICS AT FLORIDA STATE

| Year | avg | gp-gs | ab | r | h | 2b | 3b | hr | rbi | tb | slg% | bb | hbp | so | gdp | ob% | sf | sh | sb-att | po | a | e | fld% |
|--------------|-------------|---------------|------------|-----------|-----------|----------|----------|----------|-----------|-----------|-------------|-----------|----------|-----------|----------|-------------|----------|----------|------------|-----------|-----------|-----------|-------------|
| 2017 | .125 | 25-0 | 16 | 5 | 2 | 0 | 0 | 0 | 1 | 2 | .125 | 4 | 1 | 6 | 0 | .333 | 0 | 0 | 1-1 | 7 | 13 | 1 | .952 |
| 2018 | .271 | 38-20 | 59 | 15 | 16 | 2 | 1 | 2 | 7 | 26 | .441 | 11 | 2 | 17 | 0 | .403 | 0 | 0 | 1-1 | 31 | 29 | 2 | .968 |
| 2019 | .254 | 56-25 | 67 | 13 | 17 | 2 | 4 | 3 | 11 | 36 | .537 | 4 | 0 | 13 | 0 | .296 | 0 | 3 | 2-2 | 58 | 53 | 7 | .941 |
| TOTAL | .246 | 119-45 | 142 | 33 | 35 | 4 | 5 | 5 | 19 | 64 | .451 | 19 | 3 | 36 | 0 | .348 | 0 | 3 | 4-4 | 96 | 95 | 10 | .950 |



1 • DANI MORGAN

Outfielder • Senior • Newman, Ga. • East Coweta

CAREER HIGHS

| | | | | | |
|------------|---|----------------------------------------------|---------------|---|---------------------------------------|
| Hits: | 3 | 15x, last vs. Georgia Tech - ACC (5/8/19) | RBI: | 3 | 3x, last vs. Georgia - NCAA (5/21/17) |
| Doubles: | 2 | 2x, last at Virginia (3/30/19) | Runs: | 3 | 3x, last at UCF (3/4/19) |
| Triples: | 2 | at Syracuse (4/8/17) | Walks: | 2 | 3x, last vs. Samford (2/23/19) |
| Home Runs: | 1 | 19x, last vs. Bethune-Cookman-NCAA (5/17/19) | Stolen Bases: | 2 | 2x, last vs. Georgia-WCWS (6/2/18) |

- 2018 NCAA NATIONAL CHAMPION
- 2019 NFCA SOUTHEAST ALL-REGION FIRST TEAM
- 2019 ACC ALL-TOURNAMENT TEAM
- 2019 ALL-ACC ACADEMIC TEAM
- 2019 ACC ACADEMIC HONOR ROLL
- 2018 ACC ACADEMIC HONOR ROLL
- 2017 ALL-ACC ACADEMIC TEAM
- 2017 ACC TOURNAMENT MVP
- 2017 ACC ALL-TOURNAMENT TEAM
- 2017 ALL-ACC FRESHMAN TEAM
- 2017 ACC ACADEMIC HONOR ROLL

Junior Season (2019):

Had the best season of her career as a Seminole during her junior season and finished second on the team with a .377 batting average, along with 12 doubles, 14 home runs, 58 RBI, 39 runs scores, 10 walks, nine stolen bases and a .694 slugging percentage...was one of seven different Seminole players to have at least 10 HR on the season and one of six to record at least 40 RBI...she made 63 starts, all in the outfield, and was perfect in 72 defensive chances and added three outfield assists...opened the scoring with an RBI single in the bottom of the first against UNCW on February 8... hit an RBI single as part of a three-run first inning versus UNCG on February 9...went 2-for-3 with a double, a triple and a run scored against Iowa State (Feb 9)...hit a solo home run vs. No. 3 Oklahoma on February 15...posted three hits, including a home run with two RBI and two runs scored against Minnesota (Feb 16)...had a single against No. 6 Tennessee on February 17, but her biggest impact in the game was to rob a potential game-tying three-run home run in left center in the fourth inning, as FSU went on to win 5-2...was 3-for-3 with two doubles and a run scored against Lipscomb on February 22...walked twice, singled and scored a run versus Samford (Feb 23)...hit a first-inning home run in back to back games - a two-run HR vs. Lipscomb on Feb 23 and a three-run blast on February 24 against Samford...singled and stole base versus Toledo on March 2...went 3-for-3 with three RBI on March 2 against Louisiana Tech...hit a home run, a triple and tied a career high with both three hits and three runs scored at UCF on March 4...hit a three-run home run on March 10 to give the Seminoles a 4-3 come-from-behind



win at No. 12 Arizona...overall, batted 5-for-9 with a .889 slugging percentage and a .636 on-base percentage on the road in the three-game series against the Wildcats...posted an RBI single and stole a base versus Notre Dame on March 15...tied a career high with three hits, including a single, a double and a home run with four RBI against North Florida on March 20...hit a three-run home run and tallied four RBI in the first game of the NC State series on March 22...singled, stole a base and scored against the Wolfpack on March 24...set a career high with five RBI on March 29 at Virginia as she hit a double and a home run...hit a pair of doubles against the Cavaliers on March 30...drove in three RBI on a bases-loaded double in her only at bat against UVA on March 31...hit an RBI single on April 8 at Louisville...tied a career high with three hits, including a solo home run at UNC on April 14... record a pair of singles and drove in a run against the Tar Heels on April 15...walked, stole a base and scored a run on April 20 against Boston College...went 3-for-3 with a double, a home run, two RBI and two runs scored against Duke on April 28...had two hits and two RBI, including a home run on May 3 at Syracuse...recorded three hits, including a home run with three RBI and two runs scored on May 9 against Georgia Tech...hit a single, stole a base and scored in the ACC semifinals versus Notre Dame on May 10...was 2-for-3 with a home run and two runs scored against Bethune-Cookman on May 17...scored a pair of runs and added two singles on May 18 against USF in the NCAA Regionals...walked, hit a double and scored two runs versus South Carolina in the NCAA Regional final (May 19)...hit a double and scored a run on May 23 against No. 13 Oklahoma State in the first game of the NCAA Tallahassee Super Regional.

Sophomore Season (2018):

Versatile player in the outfield and played in 59 games with 41 starts as a sophomore as she helped the Seminoles win the 2018 NCAA National Championship...set a Women's College World Series record with seven stolen bases in the tournament and aided FSU to set the team record in SBs at the WCWS with 15...posted a .232 batting average and had five doubles, two triples, 16 RBI and 23 runs scored...added 11 walks and 16 stolen bases... was perfect in all 49 defensive chances in the outfield this season...walked, stole a base and scored a run on opening day against Portland State on February 9...drove in two RBI on February 10 against Texas State...hit a double and scored a run against No. 20 Minnesota on February 17...was 2-for-3 from the plate with two RBI and two runs scored on the road at South Alabama on Feb 21...batted a combined 4-for-7 with a double and three runs scored on March 10 in a doubleheader at North Florida...hit a sacrifice fly against Troy to close out a 9-1 victory in six innings on March 21...walked and hit a single at Georgia Tech (March 31)...scored a run as a pinch runner on April 14 at Boston College...pinch-ran, stole a base and scored the game's final run in FSU's 8-0 win in five innings over Louisville on April 22...tied a season high with two hits and two runs scored, along with an RBI and a stolen base against Notre Dame in the ACC Tournament on May 11...singled and scored a run on May 18 against Jacksonville State in the opening game of the NCAA Tallahassee Regional...brought in a run on a sacrifice fly in the NCAA Regional Final game against Jacksonville State on May 20...hit an RBI double in game one of the NCAA Super Regional against No. 11 LSU on May



1 • DANI MORGAN

Outfielder • Senior • Newman, Ga. • East Coweta


25...recorded an RBI single and stole two bases in the first game of the 2018 WCWS on May 31 again No. 3 UCLA...batted 2-for-3 with two RBI and two stolen bases in an elimination game against No. 7 Georgia on June 2...hit a double, stole a base and scored a run on June 3 against UCLA to help the Seminoles reach the WCWS Championship Series...hit a single and had two walks and two stolen bases in the finals against No. 5 Washington on June 4-5 to help the Noles earn the 2018 NCAA National Championship.

Freshman Season (2017):

Played in 62 games with 58 starts as a freshman, including 52 in left field as the Seminoles reached the NCAA Super Regionals for the fifth consecutive season...for the season, she recorded a .318 batting average (55-for-173) with 11 doubles, four triples, five home runs, 36 RBI and 42 runs scored... she ranked second on the team with 12 hit-by-pitches...earned All-ACC Freshman Team honors after batting .364 in conference play with four doubles, three triples, 16 RBI and 22 runs scored...continued her success against the ACC in the conference tournament, receiving MVP honors after going 6-for-8 from the plate with a triple, two home runs, five RBI and five runs scored as Florida State won its fourth straight ACC Championship and 15th overall in school history...was hit by a pitch in her first collegiate plate appearance vs. Lipscomb on Feb 10...had a pinch-hit RBI single against Furman on February 10...hit the first home run of her career against Furman on February 11, ending the game with a three-run HR in the sixth inning...was walked, hit by a pitch, stole a base and scored a run against Marshall (Feb 12)...drove in the first run of the game against Florida A&M (Feb 15) with a sacrifice fly...went 2-for-2 with a double, an RBI and a stolen base against Northwestern on Feb 18...scored two runs and hit a double against Stanford on February 23...batted 2-for-3 from the plate with one RBI and a stolen base against No. 6 UCLA on February 26...was hit by a pitch and drove in a run against No. 14 Michigan (Feb. 26)...had a career-high three hits, including a double, two RBI and a run scored in FSU's 13-8 win over Georgia Tech on March 4...ended the game with a sacrifice fly in the fifth inning against GT on March 4...tied a career high with three hits and a run scored in game two of the doubleheader at Virginia Tech on March 10...walked twice and scored two runs at Florida Gulf Coast (3/15)...set a career high with three runs scored as she batted 2-for-2 with an RBI against Notre Dame on March 18...was hit by two pitches, scored two runs and had an RBI in FSU's 16-0 win over Notre Dame (3/19)...drove in two runs with a single and a walk at Virginia on March 24...hit her second home run of the season at UVA on March 25...came off the bench and was a home run short of the cycle, hitting a single, double and a triple, along with two RBI in FSU's 12-4 win against Pitt (4/1)...hit two triples as part of a 3-for-5 day at the plate at Syracuse on April 8, driving in two RBI and scoring three runs in FSU's 18-9 win...went 2-for-4 with two runs scored in the first game of the doubleheader at Syracuse on April 9...had two hits, including a two-RBI double at Troy on April 18...went 2-for-3 with a double at Louisville on April 23...batted 2-for-2 with a home run and three RBI against Virginia on May 11 in the quarterfinals of the ACC Tournament...went 3-for-3 with a home run against Notre Dame in the semifinals of the ACC Tournament (5/12)...hit a double against Princeton in the opening round of the NCAA Tallahassee Regional (5/19)...batted 2-for-3 with a double, a home run and three RBI in the regional championship game against No. 25 Georgia on May 21.

High School:

Graduated from East Coweta High School in Sharpsburg, Ga...moved south after living in Illinois and attending the first three years of high school at Lincoln Way West in New Lenox, Ill...earned All-Conference and All-Area accolades every season at Lincoln Way West, including All-State Third Team honors as a junior in 2014-15...named an Southeast Region All-American and earned a spot on the All-County team while at East Coweta, finishing her senior year with a .413 batting average, 30 RBIs and 38 runs scored... participated with the New Lenox Lightning travel team and was on the 18U Gold team coached by Jim Abbott...also played basketball, earning All-Conference and All-Area awards for her talents on the court throughout high school and scored over 1,200 points in her career...was a member of the student council, Mu Alpha Theta and the Principal's Cabinet and also earned a spot on the Honor Roll...chose Florida State over offers from Alabama and Michigan, among others...mentions that FSU was the only school where she felt like home the moment she stepped on campus.



CAREER STATISTICS AT FLORIDA STATE

| Year | avg | gp-gs | ab | r | h | 2b | 3b | hr | rbi | tb | slg% | bb | hbp | so | gdp | ob% | sf | sh | sb-att | po | a | e | fld% |
|-------|------|---------|-----|-----|-----|----|----|----|-----|-----|------|----|-----|----|-----|------|----|----|--------|-----|----|---|-------|
| 2017 | .318 | 62-58 | 173 | 42 | 55 | 11 | 4 | 5 | 36 | 89 | .514 | 11 | 12 | 21 | 0 | .390 | 4 | 4 | 9-9 | 65 | 8 | 1 | .986 |
| 2018 | .232 | 59-41 | 125 | 23 | 29 | 5 | 2 | 0 | 16 | 38 | .304 | 11 | 0 | 23 | 1 | .290 | 2 | 4 | 16-19 | 49 | 0 | 0 | 1.000 |
| 2019 | .377 | 63-63 | 183 | 39 | 69 | 12 | 2 | 14 | 58 | 127 | .694 | 10 | 6 | 15 | 1 | .423 | 2 | 0 | 9-12 | 69 | 3 | 0 | 1.000 |
| TOTAL | .318 | 184-162 | 481 | 104 | 153 | 28 | 8 | 19 | 110 | 254 | .528 | 32 | 18 | 59 | 2 | .377 | 8 | 8 | 34-40 | 183 | 11 | 1 | .995 |



13 • ANNA SHELNUTT

Catcher • Senior • Franklin, Ga. • Heard County

| CAREER HIGHS | | | | | |
|--------------|---|--------------------------------|---------------|---|------------------------------|
| Hits: | 4 | at Syracuse (5/5/19) | RBI: | 7 | vs. Virginia - ACC (5/11/17) |
| Doubles: | 1 | 16x, last at Syracuse (5/5/19) | Runs: | 4 | at North Florida (3/10/18) |
| Triples: | 1 | 3x, last vs. Toledo (3/2/19) | Walks: | 3 | vs. Georgia - WCWS (6/2/18) |
| Home Runs: | 2 | 3x, last at Syracuse (5/5/19) | Stolen Bases: | 7 | vs. Virginia - ACC (5/11/17) |

- 2018 NCAA NATIONAL CHAMPION
- 2019 ALL-ACC SECOND TEAM
- 2019 ALL-ACC ACADEMIC TEAM
- 2019 PRESEASON ALL-ACC TEAM
- 2018 WCWS ALL-TOURNAMENT TEAM
- 2018 ACC ALL-TOURNAMENT TEAM
- 2017 ALL-ACC ACADEMIC TEAM
- 2017 ACC ACADEMIC HONOR ROLL
- 2017 ACC ALL-TOURNAMENT TEAM
- ACC PLAYER OF THE WEEK (MAY 6, 2019)

Junior Season (2019):

Anchored the catcher position as a junior, appearing in 58 games with 57 starts, as she recorded a career-high .293 batting average with 43 hits, eight doubles, one triple, 11 home runs, 35 RBI, 29 runs scored with 13 walks and a .585 slugging percentage...was one of seven different Seminole players to have at least 10 HR on the season...drove in two runs and drew a walk in the season opener against UNC Wilmington on February 8...went 2-for-2 from the plate with an RBI double and a run scored on February 9 against UNCG...hit an RBI double as part of a nine-run first inning against UNCW on February 10...hit a solo home run against No. 3 Oklahoma on February 15...drove in a run in a 9-1 win over No. 8 LSU (February 16)...was 2-for-3 from the plate with a home run, two RBI and two runs scored against Lipscomb on February 22...had a season-high three RBI with a home run and two runs scored on Feb 23 against Samford...batted 3-for-4 with a double, a triple, two RBI and a run scored on March 2 against Toledo...went 2-for-2 with an RBI double and a run scores on March 15 against Notre Dame...had a pair of hits, including a solo home run on March 22 against NC State...walked and scored a run versus NC State on March 24...hit a double in each of the first two games at Virginia on March 29-30...was hit by a pitch and scored a run against the Cavaliers on March 31...drew a walk in each game of a doubleheader at Louisville on April 6...hit a single at UNC on April 15...drove in a run with an RBI single on April 19 against Boston College...drew walks in each of the last two games of the Duke series on April 27-28...batted 8-for-10 with two doubles, three home runs, eight RBI and a 1.900 slugging percentage on the road at Syracuse on May 3-5, earning ACC Player of the Week honors... hit a two-run home run on May 9 against Georgia Tech in the quarterfinal round of the ACC Tournament...threw out two would-be base stealers and hit a solo home run versus North Carolina in the ACC Championship Game...drove in a run with an RBI single vs. South Carolina (5/19)...batted 5-for-10 with a solo home run in the three-game NCAA Tallahassee Super Regional against No. 13 Oklahoma State on May 23-25.

Sophomore Season (2018):

Excelled in the second-half of the season to solidify her "Postseason Anna" nickname as her offense and defense helped carry the Seminoles to the 2018 ACC Championship and NCAA National Championship...tied for the team lead with five postseason home runs and was second on the team in the postseason with 15 RBI and a .700 slugging percentage as she earned a spot on both the 2018 ACC All-Tournament Team and 2018 WCWS All-Tournament Team...appeared in 65 games and made 62 starts, including four as the designated player...posted a .261 batting average (40-for-153) with six doubles, one triple, seven home runs, 32 RBI, 15 walks and 20 runs scored...batted 1-for-1 with a double and two walks against Portland State on February 9...went 4-for-7 over both games against No. 14 Minnesota in the ACC/Big Ten Softball Challenge, scoring two runs and hitting a three-run home run...drove in two runs in a 9-0 victory over Northern Iowa on February 23...had an outstanding day at the plate in a doubleheader at North Florida on March 10...batted 5-for-7 on the day, with two doubles, a triple, a home run three RBI and six runs scored...hit a bunt single to drive in a run against Troy on March 21...drove in a run against Syracuse on March 24...walked, drove in a run and hit a single against Pitt on April 8...hit a single after a 12-pitch at bat on April 21 against Louisville...drove in two runs on a sacrifice fly and a solo home run against Louisville on May 10 in the ACC Tournament...hit an RBI single against Notre Dame in FSU's come-from-behind victory on May 11...had two hits on May 13 against Pitt, including a three-run, walk-off home run to help the Seminoles win the 2018 ACC Championship...hit a double against No.





13 • ANNA SHELNUTT

Catcher • Senior • Franklin, Ga. • Heard County

16 Auburn on May 19 in the Tallahassee Regional...drove in the game-winning run with a sacrifice fly versus Jacksonville State on May 20...hit a two-run home run in the 11th inning of game two of the NCAA Super Regional to help the Seminoles force game three on May 26. She finished with two hits, three RBI and two runs scored...hit a sacrifice fly in FSU's 3-1 win over No. 11 LSU to advance to the Women's College World Series...was 1-for-1 with three walks and a run scored in a WCWS elimination game against No. 7 Georgia on June 2...hit a single and drew a walk against No. 1 Oregon on June 2...hit a solo home run in the sixth inning of game one of the WCWS Championship Series against No. 5 Washington to give the Seminoles a 1-0 win on June 4... hit a two-run HR in the bottom of the first inning in game two against the Huskies on June 5, helping the Seminoles score the final eight runs of the game and secure an 8-3 victory and the 2018 NCAA National Championship.

Freshman Season (2017):

Powerful offense and solid defense highlighted her first season of collegiate softball as the freshman appeared in 38 games with 21 starts, including starts in nine of the last 10 games of 2017 as the Noles reached the NCAA Super Regional round for the fifth year in a row...tallied a .277 batting average (13-for-47) with nearly half of her hits (five) going over the wall for home runs...also added two doubles and a triple to rank second on the team with a .681 slugging percentage...drove in 17 RBI and scored seven runs of her own...retired five would-be base stealers on 12 attempts during the season, including two against Florida A&M on February 15...posted her first career hit on Feb 18 against Northwestern in the ACC/Big Ten Challenge... was a perfect 2-for-2 at the plate on March 4 against Georgia Tech, adding a walk, an RBI and a run scored...drove in a run on a bases-loaded walk and added a sacrifice bunt against GT on March 5...hit a sacrifice fly against Canisius on March 15...recorded the first home run of her career - a two-run HR - in her only at bat against Notre Dame on March 19...walked and hit an RBI single on March 31 against Pitt...drew a walk in each game of the doubleheader at Syracuse on April 9...hit a double to bring in FSU's only run at No. 5 Oregon on May 7...went 2-for-3 with two home runs and seven RBI (broke the previous tournament record of five) against Virginia in the first round of the ACC Tournament (5/11)...hit a double and a triple in her first-ever NCAA Tournament game on May 19 against Princeton...hit two home runs in a game for the second time this season, driving in three runs against No. 25 Georgia on May 20.

High School:

Graduated from Heard County High School and, along with current teammate Cali Harrod, was a member of the school's first state championship in any sport when softball brought home the 2014 GHSA AA title...the Braves

also reached the state tournament in 2015...was chosen as an All-State First Team member three times and also earned defensive Player of the Year honors...in her senior season, she tallied a .475 batting average with 50 RBI and a school-record 13 home runs to earn Regional and GHSA AA Player of the Year and Offensive MVP accolades...competed with the Vipers, as well as the Georgia Academy Power and Georgia Impact travel teams...the Vipers placed third at the 2016 Junior Olympic Cup...was nominated for the PGF Southeast All-Star team...academically, she graduated fifth class and earned a spot on the "A" Honor Roll each semester...chose Florida State over offers from Michigan State, Georgia Southern and North Carolina.



CAREER STATISTICS AT FLORIDA STATE

| Year | avg | gp-gs | ab | r | h | 2b | 3b | hr | rbi | tb | slg% | bb | hbp | so | gdp | ob% | sf | sh | sb-att | po | a | e | fld% |
|--------------|-------------|----------------|------------|-----------|-----------|-----------|----------|-----------|-----------|------------|-------------|-----------|-----------|-----------|----------|-------------|----------|----------|------------|------------|-----------|----------|-------------|
| 2017 | .277 | 38-21 | 47 | 7 | 13 | 2 | 1 | 5 | 17 | 32 | .681 | 9 | 0 | 12 | 0 | .386 | 1 | 2 | 0-0 | 138 | 6 | 2 | .986 |
| 2018 | .261 | 65-62 | 153 | 20 | 40 | 6 | 1 | 7 | 32 | 69 | .451 | 15 | 8 | 32 | 1 | .350 | 4 | 5 | 0-1 | 369 | 11 | 3 | .992 |
| 2019 | .293 | 58-57 | 147 | 29 | 43 | 8 | 1 | 11 | 35 | 86 | .585 | 13 | 4 | 30 | 0 | .359 | 3 | 0 | 0-0 | 324 | 10 | 4 | .988 |
| TOTAL | .277 | 161-140 | 347 | 56 | 96 | 16 | 3 | 23 | 84 | 187 | .539 | 37 | 12 | 74 | 1 | .359 | 8 | 7 | 0-1 | 831 | 27 | 9 | .990 |



10 WCWS APPEARANCES • 17 ACC CHAMPIONSHIPS • 32 NCAA APPEARANCES



5 • ELIZABETH MASON

Catcher • Redshirt Junior • Tampa, Fla. • Gaither

| CAREER HIGHS | | | | | |
|--------------|---|--------------------------------|---------------|---|-------------------------------------------|
| Hits: | 3 | 5x, last at Syracuse(5/5/19) | RBI: | 4 | 2x, last at Virginia (3/30/19) |
| Doubles: | 2 | 3x, last at Virginia (3/31/19) | Runs: | 4 | at Grand Canyon(3/6/19) |
| Triples: | 1 | 3x, last at Syracuse (5/4/19) | Walks: | 2 | 8x, last vs. North Carolina-ACC (5/11/19) |
| Home Runs: | 2 | at Virginia (4/4/18) | Stolen Bases: | 2 | 2x, last vs. Louisiana (4/4/18) |

- 2018 NCAA NATIONAL CHAMPION
- 2019 NFCA SOUTHEAST ALL-REGION FIRST TEAM
- 2019 ALL-ACC SECOND TEAM
- 2019 ACC ACADEMIC HONOR ROLL
- 2018 WCWS ALL-TOURNAMENT TEAM

Redshirt Sophomore Season (2019):

Was a versatile player in 2019 that saw action in the outfield, as a catcher and as a designated player in her 60 starts...finished third on the team with 57 RBI and second with 15 doubles...posted a .343 batting average and added two triples, 11 home runs, 55 runs scored, 30 walks, a .651 slugging percentage and four stolen bases...was one of seven different Seminole players to have at least 10 HR on the season and one of six to record at least 40 RBI...walked and scored a run against UNC Wilmington in the season opener on February 8...hit an RBI double and a solo home run on February 9 against UNCG...singled, walked and scored a run against UNCW on Feb 10...hit a game-tying home run versus No. 3 Oklahoma on February 15...went 2-for-3 with two walks, an RBI and a run scored against Minnesota on February 16...drove in a pair of runs and had two hits versus Florida Atlantic (Feb 17)...hit a solo home run against No. 6 Tennessee on Feb. 17...drew two walks and scored two runs against Elon on February 22...batted 3-for-4 with two doubles and four RBI on February 23 against Samford...had two hits and scored two runs versus Lipscomb (Feb 23)...was a perfect 2-for-2 from the plate on February 24 against Samford with two doubles, a walk and two runs scored...tied a season high with three hits against Dartmouth on March 3...had two hits including a double at UCF on March 4...set a career high with four runs scored, and tied a career high on 3-for-3 hitting with two RBI at Grand Canyon on March 6...hit a two-run double at Arizona in FSU's 5-3 win over the Wildcats on March 8...drove in three runs on March 17 against Notre Dame...hit a pair of sacrifice flies against Florida A&M (March 19) and North Florida (March 20)...drew a walk and tallied a pair of RBI on March 22 against NC State...hit a home run in each of the final two games of the NC State series on March 23 and 24...drew two walks and scored two runs at Virginia on March 29...set a career high with two home runs on March 30 against the Cavaliers, tying a career high with four RBI...scored three runs on March 31 at UVA along with a pair of doubles, two RBI and a walk...drove in the game-winning run at No. 8 Florida with a sacrifice fly to left...singled, walked and drove in a run on the road at Louisville (April 8)...drew a walk and scored two runs on April 20 against Boston College...hit a two-RBI double on April 24 against Troy...combined to go 4-for-8 in

the Duke series (April 26-28) with a triple, two home runs, four RBI and four runs scored...matched a career high with three hits at Syracuse on May 5, finishing a triple short of the cycle and adding three runs scored...walked and scored a run against Georgia Tech (May 9)...drew two walks, drove in two RBI and stole a base in the ACC Championship Game against North Carolina on May 11...hit a double in each of the last two games of the NCAA Tallahassee Regional against USF and South Carolina...batted 2-for-3 with a double and two RBI in a 4-1 win over No. 13 Oklahoma State in the NCAA Tallahassee Super Regional.

Redshirt Freshman Season (2018):

Versatile and dynamic player in her first season of collegiate softball as she helped the Seminoles win the 2018 NCAA National Championship...was named to the 2018 Women's College World Series All-Tournament Team after leading the team and tournament with nine RBI, along with five hits, a double, two home runs and five runs scored...the nine RBI in the 2018 WCWS ranks in a tie for fourth in tournament history and she safely advanced eight runners to set a WCWS record...for the season, she tallied a .282 batting average (42-for-149) with 12 doubles, one triple and seven home runs with 34 RBI, 22 walks, 37 runs scored and 14 stolen bases...recorded five sacrifice flies, which led the team, and ranked 15th in the NCAA...hit an RBI single in her first career plate appearance and later scored a run versus Portland State (Feb 9)...pinch ran and scored, and later drew a walk against No. 14 Minnesota on February 16...had a single





5 • ELIZABETH MASON

Catcher • Redshirt Junior • Tampa, Fla. • Gaither


and also drove in the game-winning run with a sacrifice fly on February 18 vs. Michigan...batted 2-for-3 with a double and her first career home run on February 24 against Georgia State...hit a double, walked, scored a run and drove in an RBI on March 3 against Florida Gulf Coast...drove in the game-winning run against No. 6 Oregon on March 4 with a sacrifice fly...walked twice, stole a base and scored a run against Penn on March 8...had a pair of hits at North Florida on March 10, a double and a two-run home run...drove in the first run of both games of a doubleheader against Troy on March 21. She hit a solo home run in game one and drew a bases-loaded walk in game two. She finished the day 3-for-3 from the plate with two walks, four RBI and two runs scored...was 2-for-3 from the plate with a double and two RBI on March 24 against Syracuse...walked, stole a base and scored a run in FSU's 5-4 win over the Orange on March 25... earned NFCA Top Performer of the Week honors on March 27...had two hits, including a double on March 30 at Georgia Tech...tied a season high with two stolen bases on March 31 at GT...batted 5-for-7 over both games of the doubleheader against No. 19 Louisiana, including a double, two RBI, three runs scored and three stolen bases...went 2-for-3 with a double, a run scored and a stolen base against Pitt on April 8...drove in a run, stole a base and scored in FSU's come-from-behind win over BC on April 13...tallied three RBI and hit her fourth home run of the season in FSU's 8-0 win against Louisville (4/22)...walked and hit a home run at NC State on May 4...singled, walked, stole a base and scored in FSU's 7-4 win over Louisville in the ACC Tournament on May 10...drew two walks and scored two runs, including one each in the seventh inning, as Florida State won the 2018 ACC Championship with a 5-4 win over Pitt on May 12...hit an RBI single and scored as part of a six-run inning on May 18 against Jacksonville State...walked, hit a sacrifice fly and scored a run on June 2 against Georgia...hit a double and drove in the first two runs of the game against No. 1 Oregon in a 4-1 win over the Ducks in a WCWS elimination game on June 2...hit a three-run home run in the bottom of the sixth inning to carry the Seminoles to a 3-1 come-from-behind win over No. 3 UCLA on June 3...batted 2-for-3 with a home run, two runs scored and three RBI in game two of the WCWS Championship Series against No. 5 Washington on June 5 as FSU won its first NCAA National Championship with a 8-3 win over the Huskies.

Freshman Season (2017):

Redshirted her freshman season.

High School:

Excelled at Gaither High School in Tampa, Fla., earning All-Western Conference accolades in all four seasons for the Cowboys...recorded her best season in 2016, earning All-Hillsborough County, All-Tampa Bay and 7A All-State First Team honors on her way to being named the Florida Athletic Coaches Association District 15 Class 7A Player of the Year...participated on the Clearwater Bombers Gold (Mason) travel ball team, earning a USSSA World Series championship in 2012 and winning ASA National Qualifiers in 2013 and 2015...also competed for Gaither on the volleyball team, earning Most Valuable Player honors as a junior as she registered the most aces and kills on the team...an excellent student and held a 6.4 GPA and was among the top five percentile at Gaither while being a member of the National Honor Society and the Beta Club...chose Florida State after being recruited by West Point, Alabama and Boston College, among others...mentioned that one of the reasons that she chose Florida State was how the players treated her like a sister and the coaches made her feel like a part of the family.



CAREER STATISTICS AT FLORIDA STATE

| Year | avg | gp-gs | ab | r | h | 2b | 3b | hr | rbi | tb | slg% | bb | hbp | so | gdp | ob% | sf | sh | sb-att | po | a | e | fld% |
|--------------|-------------|----------------|------------|-----------|------------|-----------|----------|-----------|-----------|------------|-------------|-----------|----------|-----------|----------|-------------|----------|----------|--------------|------------|-----------|----------|-------------|
| 2018 | .282 | 62-54 | 149 | 37 | 42 | 12 | 1 | 7 | 34 | 77 | .517 | 22 | 1 | 32 | 1 | .367 | 5 | 0 | 14-16 | 153 | 10 | 2 | .988 |
| 2019 | .343 | 60-60 | 169 | 55 | 58 | 15 | 2 | 11 | 57 | 110 | .651 | 30 | 2 | 25 | 0 | .439 | 4 | 0 | 4-5 | 114 | 4 | 2 | .983 |
| TOTAL | .314 | 122-114 | 318 | 92 | 100 | 27 | 3 | 18 | 91 | 187 | .588 | 52 | 3 | 57 | 1 | .406 | 9 | 0 | 18-21 | 267 | 14 | 4 | .986 |



24 • SYDNEY SHERRILL

Utility • Junior • Moore, Okla. • Southmoore

| CAREER HIGHS | | | | | |
|--------------|---|-------------------------------------|---------------|---|-------------------------------------|
| Hits: | 4 | 2x, last at North Florida (3/10/18) | RBI: | 5 | at Louisville (4/8/19) |
| Doubles: | 2 | 9x, last at Syracuse (5/4/19) | Runs: | 3 | 3x, last at North Carolina(4/15/19) |
| Triples: | 1 | vs. FGCU (3/3/18) | Walks: | 4 | at Notre Dame (4/27/18) |
| Home Runs: | 2 | at North Carolina (4/15/19) | Stolen Bases: | 2 | 3x, last vs. Notre Dame (3/15/19) |

- 2018 NCAA NATIONAL CHAMPION
- 2019 NFCA FIRST TEAM ALL-AMERICAN
- 2019 NFCA SOUTHEAST ALL-REGION SECOND TEAM
- 2019 USA SOFTBALL PLAYER OF THE YEAR TOP 26 FINALIST
- 2019 ACC DEFENSIVE PLAYER OF THE YEAR
- 2019 ALL-ACC FIRST TEAM
- 2019 ACC ALL-TOURNAMENT TEAM
- 2019 PRESEASON ALL-ACC TEAM
- 2018 WCWS ALL-TOURNAMENT TEAM
- 2018 NFCA THIRD TEAM ALL-AMERICAN
- 2018 NFCA SOUTHEAST ALL-REGION SECOND TEAM
- 2018 NFCA FRESHMAN OF THE YEAR TOP 10 FINALIST
- 2018 NFCA AND USA SOFTBALL NATIONAL PLAYER OF THE WEEK (APRIL 10)
- 2018 ACC FRESHMAN OF THE YEAR
- 2018 ALL-ACC FIRST TEAM
- 2018 ACC TOURNAMENT MVP
- 2018 ACC ALL-TOURNAMENT TEAM

Sophomore Season (2019):

Shined for the Seminoles in 2019, both offensively and defensively, as the sophomore started all 65 games of the season and lead the team in eight different categories, including a .405 batting average, 75 hits, 18 doubles and 16 home runs... also added 60 RBI, 60 runs scored, 34 walks and was a perfect 8-for-8 on stolen



base attempts... was one of seven different Seminole players to have at least 10 HR on the season and one of six to record at least 40 RBI...hit a single, walked, stole a base and scored a run against UNCW on opening day (Feb 8)...hit a solo home run in the bottom of the sixth inning against Iowa State on February 8, carrying the Seminoles to a 1-0 victory over the Cyclones...had a double, a home run and two runs scored against UNCG on February 9...drove in two runs as part of a nine-run first inning against UNCW on February 10...drew two walks against Ohio State on February 15...went 3-for-3 with two doubles, a home run, four RBI and two runs scored against Minnesota on February 16...walked twice, hit a double and scored two runs on February 17 against Florida Atlantic...hit a two-run home run against No. 6 Tennessee on February 17...walked twice and scored a run against Elon on Feb 22...batted 2-for-3 with three RBI and two runs scored against Lipscomb on February 23...closed out the Unconquered Invitational with a home run, a double, three RBI and two runs scored versus Samford on February 24...hit a pair of doubles on March 2 against Toledo...was 2-for-3 from the plate against Louisiana Tech with a double and a run scored...tied a season high with three singles at UCF on March 3...combined to go 4-for-7 with a double, a home run, two RBI and three runs scored during the doubleheader at Grand Canyon on March 6...drew three walks and scored a run at No. 12 Arizona on March 8...walked and scored a run in the series finale against the Wildcats on March 10...singled, walked and stole two bases versus Notre Dame on March 15...hit a two-run home run on March 16 against the Irish...tied a career high with three runs scored on March 20 against North Florida...hit an RBI single against NC State on March 23...drove in three runs on a bases-clearing double on March 29 at Virginia and added a single, a walk and two runs scored...batted 2-for-4 with an RBI and two runs scored in the series finale at UVA on March 31...hit a pair of singles on the road at No. 8 Florida on April 3...walked and hit an RBI double on April 6 at Louisville...drove in a career-high five RBI on April 8 against the Cardinals, including a seventh-inning grand slam...recorded a single, a stolen base and a home run at UNC on April 14...posted the first multi-HR game of her career on April 15 against the Tar Heels on 3-for-5 hitting with three runs scored...went 2-for-3 with a double against No. 6 Florida on April 17...hit a solo home run against Boston College (April 19)...walked and drove in two runs on April 21 against the Eagles...was 2-for-3 from the plate with a double, two RBI and a run scored in the series opener against Duke on April 26...had multiple hits in all three games at Syracuse (May 3-5), including a pair of doubles on May 4...hit a solo home run against Notre Dame in the ACC semifinals on May 10...drove in the game-ending run on an RBI double to center to close out the 8-0 win in six innings against North Carolina in the ACC Championship Game on May 11...brought in the first FSU run of the game in each game of the NCAA Tallahassee Regional...was 2-for-3 with a double, a home run, a walk, two RBI and two runs scored on May 18 against USF...hit the fourth of four consecutive home runs on May 18 against USF, which set a school record, an NCAA Tournament record and tied the NCAA record...drove in a run with a sacrifice fly on May 24 against No. 13 Oklahoma State in the second game of the NCAA Tallahassee Super Regional.



24 • SYDNEY SHERRILL

Utility • Junior • Moore, Okla. • Southmoore

Freshman Season (2018):

Had one of the best freshman seasons in Florida State history and etched her name in the FSU, ACC and NCAA record books as she led the Seminoles to their first NCAA National Championship...hit 29 doubles on the season, which set the FSU and ACC records and tied Nina Lindenberg (Fresno State - 1996) for the NCAA single-season record...named an NFCA Third Team All-American, received ACC Freshman of the Year honors and also earned a spot on the All-ACC First Team...tied for the team lead with two home runs at the 2018 WCWS and ranked second with seven RBI to earn a spot on the WCWS All-Tournament team...all seven RBI came with two outs, ranking second in the category in WCWS history...ranked second on the team overall with a .370 batting average and led the team and ACC with 81 hits...added 29 doubles, one triple, 12 home runs, 58 RBI, 46 runs scored and 16 stolen bases...started all 70 games on the season, including eight games at third base after Jessie Warren's injury on March 10...her first career hit was a home run as she drove a third-inning pitch over the wall in right for a two run home run against Portland State on February 9...stole a base, scored a run and drove in an RBI on February 10 against Portland State...batted 2-for-3 with an RBI vs. Florida AGM (Feb 14)...gave the Noles the lead on No. 14 Minnesota with a two-run double in the sixth inning on February 16...had a career-high four hits and scored two runs against the Gophers on February 17...went 2-for-3 against No. 20 Michigan on February 18, hitting a double in the sixth inning and later scored the game-winning run...named ACC/Big Ten Softball Challenge Most Valuable Player - Tallahassee Site (February 18)...also earned ACC Player of the Week honors on February 20...was 2-for-4 with a double against McNeese on February 20...batted 2-for-2 with a pair of doubles, one RBI and two runs scored against Northern Iowa on Feb 23...drove in a pair of runs and hit a home run against Georgia State on February 24...was 3-for-4 with a triple, a home run, two RBI and two runs scored against FGCU on March 3...tied a career high with four hits, including two doubles, and had three RBI on the road at North Florida (3/10)...walked and hit a home run in game two of the doubleheader at UNF on March 10...hit a home run and drove in a career-high four RBI on March 21 in game one of the doubleheader against Troy...scored three runs in game two of the DH with Troy on 2-for-2 hitting with two walks and two RBI...drove in two runs and walked twice on March 24 against Syracuse...hit her 12th double of the season on March 25 against the Orange...hit a pair of doubles at Georgia Tech on March 30, driving in two RBI...recorded two more doubles in the series finale at GT on April 1...went 4-for-7 with two doubles, a home run and three RBI against No. 19 Louisiana on April 4...posted two doubles and two RBI vs. Pitt on April 6, setting an FSU single-season record with 20 doubles...drove in a season-high four RBI along with a home run on April 8 vs. Pitt...named ACC Player of the Week as well as NFCA and USA Softball National Player of the Week on April 10...recorded a double in each of the first two games of the Louisville series on April 21-22...drew four walks on April 27 at Notre Dame and added a single, a stolen base and a run scored...batted .700 (7-for-10) in the three games of the ACC Championship, with a double, a home run, two walks, three RBI and three runs scored to earn 2018 ACC Tournament MVP honors...drove in the game-winning run with a two-run single to right against Jacksonville

State on May 18...hit a double, a home run and drove in three RBI in the regional championship against Jacksonville State on May 20...walked, hit a single and scored two runs in game two of the NCAA Super Regional against No. 11 LSU on May 26...hit her NCAA-leading 27th double of the season in game three versus LSU on May 26...hit a three-run double on May 31 against No. 3 UCLA in the first game of the 2018 Women's College World Series...singled and scored in an elimination game against No. 7 Georgia on June 2...hit a solo home run versus No. 1 Oregon on June 2...hit a three-run home run against No. 3 UCLA on June 3 to send the Seminoles to the WCWS Championship Series...hit her 29th double of the season in the third inning on June 5, setting the ACC record and tying the NCAA single-season mark.

High School:

Attended Southmoore High School...led the SaberCats to the 2017 6A Oklahoma State Championship...batted .611 for the season and was named The Oklahoman's Big All-City Player of the Year...named 2017 Oklahoma Gatorade Player of the Year...competed for the USA Junior Women's National Team during the summer of 2017.



CAREER STATISTICS AT FLORIDA STATE

| Year | avg | gp-gs | ab | r | h | 2b | 3b | hr | rbi | tb | slg% | bb | hbp | so | gdp | ob% | sf | sh | sb-att | po | a | e | fld% |
|-------|------|---------|-----|-----|-----|----|----|----|-----|-----|------|----|-----|----|-----|------|----|----|--------|-----|-----|----|------|
| 2018 | .370 | 70-70 | 219 | 46 | 81 | 29 | 1 | 12 | 58 | 148 | .676 | 24 | 2 | 20 | 1 | .435 | 1 | 1 | 16-16 | 108 | 112 | 8 | .965 |
| 2019 | .405 | 65-65 | 185 | 60 | 75 | 18 | 0 | 16 | 60 | 141 | .762 | 34 | 1 | 15 | 0 | .489 | 5 | 0 | 8-8 | 64 | 125 | 8 | .959 |
| TOTAL | .386 | 135-135 | 404 | 106 | 156 | 47 | 1 | 28 | 118 | 289 | .715 | 58 | 3 | 35 | 1 | .461 | 6 | 1 | 24-24 | 172 | 237 | 16 | .962 |



10 WCWS APPEARANCES • 17 ACC CHAMPIONSHIPS • 32 NCAA APPEARANCES



0 • DANIELLE WATSON

Pitcher/Utility • Junior • Osceola, Ind. • Penn/Louisville

| CAREER HIGHS | | | | | |
|------------------|-----|----------------------------|----------------|----|-------------------------------------|
| Innings Pitched: | 8.0 | vs. UMass (3/9/18) | Walks Allowed: | 8 | vs. Florida State (4/22/18) |
| Runs Allowed: | 13 | at Virginia Tech (3/31/19) | Strikeouts: | 11 | 2x, last vs. Georgia Tech (4/11/19) |
| Earned Runs: | 11 | at Virginia Tech (3/31/19) | Hits Allowed: | 11 | vs. Virginia Tech (3/31/19) |

Junior Season At Florida State(2020):

Will redshirt the 2020 season due to ACC transfer rules.

Sophomore Season at Louisville (2019):

All-ACC Academic Team member... Led the pitching staff with 88 strikeouts in 161.0 innings... Posted a 3.83 ERA and a 12-15 record ... Tossed a complete game, giving up one run and scattering two hits in the NCAA regional win over No. 17/16 Northwestern (5/18)... Named ACC Co-Pitcher of the Week on April 9... Tied a career high with 11 strikeouts in the 7-2 win over Georgia Tech (4/21)... Tossed a complete game one-hit shutout in the 2-0 win over No. 3/3 Florida State (4/6)... Hit her first career home run at Western Kentucky (4/3)... Registered a career-high 11 strikeouts against Syracuse (3/17)... Went 3-for-4 with her first career run and RBI - setting a career high for hits - in the 14-1 win over Michigan State (3/8), also picked up a complete game win with five strikeouts in the contest... Got the win against Missouri after scattering five hits and striking out five in 7.0 innings... Struck out eight and scattered three hits in a complete game win against Kansas (2/24)... Registered her first career hit with a double against Kansas (2/24)... Got the complete game win against No. 15/17 Michigan, striking out four and giving up one earned run while striking out four and scattering five hits in seven innings... Tossed a one-hit shutout with a career-high nine strikeouts in the 9-0 win over Cal State Fullerton (2/8)... Scattered two hits and struck out six in seven innings in the 1-0 loss to Northwestern (2/9).

Freshman Season at Louisville (2018):

Made 36 appearances with 19 starts... Posted a 14-10 record and a 3.13 ERA with 105 strikeouts in 129.2 innings... Held opponents to a .224 batting average... Picked up the save against Marshall after retiring all six batters she faced in the final two innings... Notched her first shutout in the 15-0 win against UAB (3/1)... Selected College Sports Madness ACC Player of the Week and named to the NFCA honor roll on March 4 following her performance in the Red & Black Classic... Delivered a season-high eight strikeouts in the 4-1 win over Maryland (3/2)... Registered seven strikeouts against Northwestern (2/16)... Posted her first career win against UCF (2/9)... Got the win in the Cards' 5-3 victory over North Florida (2/10)... Picked up the win against Illinois (2/11)... Named to ACC Academic Honor Roll.

High School/Club:

Four-year letterwinner at Penn High School... Helped team to state runner-up finish in 2016 with no hitters in sectional and regional games... Three-time sectional and regional champion... Three-time all-state first team selection... Has registered 11 career no-hitters... Two-time Northern IN Conference MVP... Four-time all-conference selection... USA Today All-USA high school team selection... Premier Girls Fastpitch

(PGF) All- American...Colorado Independence Day Tournament (IDT) and Triple Crown Tournament runner-up with travel team, Indiana Magic Gold... Earned academic all-state honors and was named to the NIC all-academic team.

Personal:

Birthdate is March 8, 1999... Daughter of Brent and Melissa Watson, Jackie and Brian Green ... Favorite softball memory is finishing second at the Colorado IDT tournament after battling back eight games from the losers bracket.



CAREER PITCHING STATISTICS

| Year | era | w-l | app | gs | cg | sho | sv | ip | h | r | er | bb | so | 2b | 3b | hr | bf | bavg | wp | hbp | bk | sfa | sha |
|--------------|-------------|--------------|-----------|-----------|-----------|------------|----------|--------------|------------|------------|------------|------------|------------|-----------|----------|-----------|-------------|-------------|-----------|-----------|----------|----------|-----------|
| 2018-UofL | 3.13 | 14-10 | 36 | 19 | 6 | 0/1 | 2 | 129.2 | 112 | 80 | 58 | 92 | 105 | 14 | 3 | 11 | 621 | .224 | 16 | 19 | 0 | 3 | 6 |
| 2019-UofL | 3.83 | 12-15 | 39 | 28 | 15 | 0/2 | 2 | 161.0 | 139 | 109 | 88 | 96 | 164 | 27 | 2 | 11 | 737 | .225 | 29 | 12 | 0 | 3 | 9 |
| TOTAL | 3.52 | 26-25 | 75 | 47 | 21 | 0/3 | 4 | 290.2 | 251 | 189 | 146 | 188 | 269 | 41 | 5 | 22 | 1358 | .225 | 45 | 31 | 0 | 6 | 15 |



23 • KARA BILODEAU

Pitcher • Junior • Cumming, Ga. • South Forsyth/Auburn

| CAREER HIGHS | | | | | |
|------------------|-----|--------------------------------|----------------|---|----------------------------------|
| Innings Pitched: | 3.0 | vs. UNCW (2/10/19) | Walks Allowed: | 2 | 2x, last vs Chattanooga (5/6/18) |
| Runs Allowed: | 2 | vs. Minnesota (2/16/19) | Strikeouts: | 5 | vs. Elon (2/22/19) |
| Earned Runs: | 2 | 2x, last at Virginia (3/31/19) | Hits Allowed: | 3 | vs. Minnesota (2/16/19) |

2019 ACC ACADEMIC HONOR ROLL

Sophomore Season At Florida State (2019):

Appeared in 11 games as a pitcher in 2019, including three starts...posted a 1-0 record with a 2.39 ERA and four combined shutouts...allowed just nine runs, five earned, over 14.2 innings with 16 strikeouts as opponents batted just .203 against her...combined with Makinzy Herzog to toss a no-hitter against UNCW on February 10, retiring all nine batters she faced in her first FSU start while recording three strikeouts...allowed one hit over 1.0 innings against No. 8 LSU on February 16...pitched two innings of relief against RV Minnesota on February 16, allowing two runs on three hits...recorded a season-high five strikeouts over 2.2 innings on February 22 against Elon...struck out two batters in her 1.0 innings of relief on February 23 versus Samford...retired all three batters she faced in relief on March 19 against Florida A&M, as she combined with Makinzy Herzog to record a no-hitter against the Rattlers...posted two strikeouts in 1.0 innings of relief on March 30 at Virginia...allowed two runs on two hits with a walk and a strikeout on March 31 against the Cavaliers...retired all three batters she faced on April 20 against Boston College.

Freshman Season At Auburn (2018):

Saw action in 10 games in her freshman season...pitched 11 innings total giving up no runs on three hits...registered five walks and 12 strikeouts in her 10 appearances...received SEC Academic Honor Role and Top Tiger honors in 2018.

International Experience:


Member of the 2018 Canadian Women's National Team...played at the World Cup of Softball XII...named to the Canadian Junior National Team in 2017...helped Team Canada to a fourth-place finish at the WBSC Junior Women's World Championship.

High School:

Attended South Forsyth High School...played on the Atlanta Vipers club team...named 2016 USA Elite Select First Team All-American...received Second Team High School All-American honors.

Personal:

Majoring in Sport Management...looks forward to playing at Duke...best part of being a student-athlete is the support...favorite movie is Girls Trip...likes country music...favorite subject is math...cookie dough is her favorite ice cream flavor...cannot live without her dog...aspires to be an Olympian...favorite TV show is Criminal Minds...shoes are her favorite accessory...enjoys volunteering at the TMH cancer unit...has three sisters...had three pets growing up.



CAREER PITCHING STATISTICS

| Year | era | w-l | app | gs | cg | sho | sv | ip | h | r | er | bb | so | 2b | 3b | hr | bf | bavg | wp | hbp | bk | sfa | sha |
|----------|------|-----|-----|----|----|------|----|------|----|---|----|----|----|----|----|----|----|------|----|-----|----|-----|-----|
| 2018-Aub | 0.00 | 0-0 | 10 | 0 | 0 | 0/8 | 0 | 11.0 | 3 | 0 | 0 | 5 | 12 | 0 | 1 | 0 | 35 | .086 | 2 | 0 | 0 | 0 | 1 |
| 2019-FSU | 2.39 | 1-0 | 11 | 3 | 0 | 0/4 | 0 | 14.2 | 12 | 9 | 5 | 4 | 16 | 2 | 0 | 3 | 63 | .203 | 5 | 0 | 0 | 0 | 0 |
| TOTAL | 1.45 | 1-0 | 21 | 3 | 0 | 0/12 | 0 | 25.2 | 15 | 9 | 5 | 9 | 28 | 2 | 1 | 3 | 98 | .168 | 7 | 0 | 0 | 0 | 1 |



10 WCWS APPEARANCES • 17 ACC CHAMPIONSHIPS • 32 NCAA APPEARANCES




10 • JOSIE MUFFLEY

Infielder • Sophomore • Portage, Mich. • Central/Tulsa

| CAREER HIGHS | | | | | |
|--------------|---|-------------------------------------|---------------|---|-------------------------------------|
| Hits: | 4 | 2x, last at North Florida (3/10/18) | RBI: | 5 | at Louisville (4/8/19) |
| Doubles: | 2 | 9x, last at Syracuse (5/4/19) | Runs: | 3 | 3x, last at North Carolina(4/15/19) |
| Triples: | 1 | vs. FCCU (3/3/18) | Walks: | 4 | at Notre Dame (4/27/18) |
| Home Runs: | 2 | at North Carolina (4/15/19) | Stolen Bases: | 2 | 3x, last vs. Notre Dame (3/15/19) |

Freshman Season At Tulsa (2019):

Appeared in 40 games with 36 starts at shortstop for the Golden Hurricane...posted a .327 batting average (36-for-110) with eight doubles, two home runs, 18 RBI and 31 runs scored...finished third on the team with 11 multi-hit games and was sixth with five multi-RBI games...tallied a 10-game hitting streak from February 22 to March 10, which marked the longest streak on the team...went 2-for-3 with two RBI and two runs scored on February 16 at South Alabama...had a double on two hits, a run scored and three RBI against North Dakota (Feb 17)...had a hit in each game on the road at No. 11 Texas on February 22 and 23...finished off the Texas Invitational batting a combined 5-for-8 with two RBI and two runs scored in a pair of games against Sam Houston State (Feb 23-24)...had an outstanding day at the plate on March 2 against Syracuse, hitting 2-for-2 with a pair of doubles, two walks, two RBI and three runs scored...had a season-high four hits against Grand Canyon on March 8, ending with a double, a stolen base, a run scored and an RBI...was 3-for-4 against Nebraska and added a double, a home run and three RBI...hit a pair of singles, was hit by two pitches and scored two runs on the road at USF on March 23...scored twice and had a pair of singles against Memphis on March 30...posted a pair of hits, including a double on April 14 at ECU.



High School/Club:

Attended Central High School in Portage, Michigan...earned three All-Conference honors in high school...batted .463 as a sophomore with 12 doubles and a pair of triples...topped the team with a .493 batting average as a junior with 35 runs scored, 14 RBI and 22 walks...played hockey and baseball growing up and has battled through breaking her ankle and multiple bones in her back to compete at the highest level.

CAREER STATISTICS

| Year | avg | gp-gs | ab | r | h | 2b | 3b | hr | rbi | tb | slg% | bb | hbp | so | gdp | ob% | sf | sh | sb-att | po | a | e | fld% |
|------------|------|-------|-----|----|----|----|----|----|-----|----|------|----|-----|----|-----|------|----|----|--------|----|----|----|------|
| 2019-Tulsa | .327 | 40-36 | 110 | 31 | 36 | 8 | 0 | 2 | 18 | 50 | .455 | 9 | 15 | 5 | 0 | .444 | 1 | 0 | 3-3 | 55 | 85 | 13 | .915 |
| TOTAL | .327 | 40-36 | 110 | 31 | 36 | 8 | 0 | 2 | 18 | 50 | .455 | 9 | 15 | 5 | 0 | .444 | 1 | 0 | 3-3 | 55 | 85 | 13 | .915 |



44 • MORGAN NOAH

Infielder • Sophomore • Tampa, Fla. • Sickles

| CAREER HIGHS | | | | | |
|--------------|---|---------------------------------|---------------|---|---------------------------------|
| Hits: | 2 | vs. Ohio State (2/15/19) | RBI: | 2 | vs. Lipscomb (2/22/19) |
| Doubles: | 1 | 2x, last vs Minnesota (2/16/19) | Runs: | 1 | 9x, last at Louisville (4/8/19) |
| Triples: | 1 | vs. Toledo (3/2/19) | Walks: | 2 | vs. South Alabama (2/20/19) |
| Home Runs: | - | | Stolen Bases: | 2 | vs. South Alabama (2/20/19) |

2019 ACC ACADEMIC HONOR ROLL

Freshman Season (2019):

Appeared in 34 games with 20 starts in the infield as a freshman in 2019...posted a .212 batting average with 11 hits, two doubles, one triple, six RBI nine runs scored, three walks and five stolen bases...hit a double in her first career at-bat against UNCG on February 9...singled, stole a base and scored a run on February 10 versus UNC Wilmington...batted 2-for-3 against RV Ohio State on February 15...hit a double and scored a run on February 16 against Minnesota...walked twice, stole two bases and scored a run on February 20 versus South Alabama...hit an RBI triple on March 2 against Toledo and also stole a base...drove in a run with an RBI single against Florida A&M on March 20...hit an RBI single and scored a run at Virginia on March 31...walked, singled and scored a run at Louisville on April 8.

High School:

Attended Sickles HS in Tampa, Fla...participated with the Tampa Mustangs Bell club team...four-time State Champion...ended her career with a .429 batting average...posted the highest batting average on the Gryphons as a sophomore and a junior, receiving the team's Offensive Award both seasons...also earned the team's Heart and Hustle Award as a junior...MVP and team captain for the Mustangs...earned ASA National Championship...member of the Principal's Honor Roll in six of eight semesters in high school...6.2 weighted GPA...member of the National Honor Society, National English Honor Society and Social Studies Honor Society.

Personal:

Majoring in Biological Science...looks forward to playing at Duke because it is new to the ACC...enjoys the camaraderie of being a student-athlete...favorite song is Whatever You Like by T.I...favorite subject is chemistry...chocolate peanut butter is her favorite ice cream flavor...plays the triangle...cannot live without her dog, Coco...wants to be an orthopedic surgeon...has had to overcome multiple injuries and surgeries...favorite show is Grey's Anatomy...sweatshirts are her favorite accessory...enjoys visiting Tallahassee Memorial Hospital cancer unit...has one brother...grew up with two dogs...mom played softball and dad played baseball.



CAREER STATISTICS AT FLORIDA STATE

| Year | avg | gp-gs | ab | r | h | 2b | 3b | hr | rbi | tb | slg% | bb | hbp | so | gdp | ob% | sf | sh | sb-att | po | a | e | fld% |
|--------------|------|-------|----|---|----|----|----|----|-----|----|------|----|-----|----|-----|------|----|----|--------|----|----|---|------|
| 2019 | .212 | 34-20 | 52 | 9 | 11 | 2 | 1 | 0 | 6 | 15 | .288 | 3 | 0 | 5 | 0 | .255 | 0 | 0 | 5-7 | 30 | 27 | 4 | .934 |
| TOTAL | .212 | 34-20 | 52 | 9 | 11 | 2 | 1 | 0 | 6 | 15 | .288 | 3 | 0 | 5 | 0 | .255 | 0 | 0 | 5-7 | 30 | 27 | 4 | .934 |



14 • SAVANNAH PARKER

Utility • Sophomore • St. Johns, Fla. • Bartram Trail

| CAREER HIGHS | | | | | |
|--------------|---|------------------------------------|---------------|---|------------------------------------|
| Hits: | 2 | 2x, last vs. Florida A&M (3/19/19) | RBI: | 3 | vs. Samford (2/24/19) |
| Doubles: | 1 | 2x, last at Grand Canyon (3/6/19) | Runs: | 2 | 2x, last vs. Florida A&M (3/19/19) |
| Triples: | - | | Walks: | 2 | at Grand Cayon (3/6/19) |
| Home Runs: | 1 | 3x, last vs. Boston College (4/20) | Stolen Bases: | - | |

Freshman Season (2019):


Appeared in 33 games and made eight starts as a freshman with five as the designated player and three at first base... posted a .214 batting average with two doubles, three home runs, 11 RBI, 11 walks and nine runs scored...walked and scored a run versus Minnesota on February 16...her first collegiate hit was a home run against Elon on February 22 and she added a walk and two runs scored in the game...walked and drove in a run on February 22 against Lipscomb...went 2-for-2 with a double, a home run and three RBI against Samford on February 24...hit a two-run double and walked twice in a road win at Grand Canyon on March 6...batted 2-for-3 with an RBI and two runs scored on March 19 against Florida A&M...drew a walk in her only plate appearance against North Florida (March 20)...walked on March 31 at Virginia...drove in a run with a bases-loaded walk at Louisville (4/6)...hit a solo home run and walked on April 20 against BC...drew a walk on May 3 at Syracuse...hit a single on the road at Syracuse on May 5.

High School:

Attended Bartram Trail High School...competed with the Florida Storm Club Team...participated in both weightlifting and softball...holds school home run record with 15...was named to the All-St. Johns Country team during her sophomore, junior and senior seasons...was the FHSAA Regional Weightlifting Champion in 2017 and placed ninth in the state competition...finished fifth in the state in 2018 and was named the St. Augustine Record's Weightlifter of the Year...graduated with the school record in every category in her weight class...member of the A Honor Roll in all four years of high school...lettered in academics her junior and senior year...was named to the Athletic Leadership Council her senior year.

Personal:

Majoring in Sport Management...looks forward to playing at Duke because of the pretty campus...favorite part of being a student-athlete is being in an elite group of competitors... would like to play Hawaii...favorite movie is The Grinch...4 Wheel Parts is her favorite magazine...favorite band is Florida Georgia Line...English is her favorite subject...chocolate chip cookie dough is her favorite ice cream flavor...cannot live without the beach...wants to have a career centered around helping people...enjoys helping kids in need...is an only child...had two chihuahuas growing up.



CAREER STATISTICS AT FLORIDA STATE

| Year | avg | gp-gs | ab | r | h | 2b | 3b | hr | rbi | tb | slg% | bb | hbp | so | gdp | ob% | sf | sh | sb-att | po | a | e | fld% |
|--------------|-------------|-------------|-----------|----------|----------|----------|----------|----------|-----------|-----------|-------------|-----------|----------|-----------|----------|-------------|----------|----------|------------|-----------|----------|----------|-------------|
| 2019 | .214 | 33-8 | 42 | 9 | 9 | 2 | 0 | 3 | 11 | 20 | .476 | 11 | 1 | 12 | 0 | .389 | 0 | 0 | 0-1 | 36 | 0 | 3 | .923 |
| TOTAL | .214 | 33-8 | 42 | 9 | 9 | 2 | 0 | 3 | 11 | 20 | .476 | 11 | 1 | 12 | 0 | .389 | 0 | 0 | 0-1 | 36 | 0 | 3 | .923 |



32 • KATHRYN SANDERCOCK

Pitcher • Sophomore • McLean, Va. • Bishop O'Connell

| CAREER HIGHS | | | | |
|------------------|-----|------------------------------|----------------|--------------------------------|
| Innings Pitched: | 7.0 | vs Boston College (4/21/19) | Walks Allowed: | 4 vs. Minnesota (2/16/19) |
| Runs Allowed: | 4 | 3x, last at Arizona (3/9/19) | Strikeouts: | 5 vs. UNCG (2/9/19) |
| Earned Runs: | 4 | 2x, last at Arizona (3/9/19) | Hits Allowed: | 10 vs. Florida Atlantic (2/17) |

- 2019 ALL-ACC FRESHMAN TEAM
- 2019 ALL-ACC ACADEMIC TEAM
- 2019 ACC ACADEMIC HONOR ROLL
- 2019 USA U-19 NATIONAL TEAM MEMBER

Freshman Season (2019):

Excelled as a freshman for the Seminoles in 2019, appearing in 32 games as a pitcher with 11 starts...posted a 13-0 record with a 1.99 ERA, along with a save...allowed 33 runs on 88 hits through 91.1 innings with 49 strikeouts as opponents posted a .251 batting average against her...pitched 4.0 innings of relief on February 8 to earn the win over UNCW, allowing just one run on three hits...recorded a complete-game shutout against UNCG on February 9, giving up four hits and one walk with five strikeouts...allowed just one run on three hits in a 5.1 inning start against No. 3 Oklahoma on February 15...struck out four and allowed two runs on three hits in 3.0 innings against Minnesota on February 16...gave up just one earned run and posted four strikeouts without a walk on February 17 against Florida Atlantic...posted three strikeouts over 2.1 innings of scoreless relief on February 22 versus Elon...allowed one run on two hits over 4.0 innings at Grand Canyon on March 6...retired all six batters she faced as she closed out the game against Notre Dame on March 15...scattered five hits, allowed an unearned run and recorded four strikeouts against North Florida on March 20...gave up two runs on four hits in a 2.0-inning relief appearance against NC State on March 23...allowed just three hits and one run over 4.0 innings with two strikeouts in a victory at Virginia on March 30...pitched 2.0 scoreless innings at Louisville on April 6, allowing just one hit, with a walk and a strikeout...allowed just one run over 3.2 innings against No. 6 Florida on April 17...pitched a complete-game shutout against Boston College on April 21, posting four strikeouts...did not allow an earned run over 5.1 innings of relief in three appearances against Duke on April 26-28...gave up just one run and zero walks over three relief appearances on the road at Syracuse (May 3-5)...tossed the final 3.0 innings against USF, allowing just two hits and one run to pick up the victory...earned the win against No. 21 South Carolina in relief on May 19...allowed just one hit and one unearned run over four innings of relief against No. 13 Oklahoma State in game three of the NCAA Tallahassee Super Regional on May 25.


High School:

Attended Bishop O'Connell High School...named Virginia Gatorade Player of the Year as a junior in 2017...2017 Washington Catholic Athletic Conference

(WCAC) Player of the Year...received All-State and Player of the Year honors her junior and senior year...was selected as the team's most valuable player in her final two seasons...named to The Washington Post's All-Met First Team as a junior and senior...received Second Team honors as a sophomore...honor roll recipient as a junior.

Personal:

Majoring in Psychology... looks forward to playing at Virginia because it's close to home...best part of being a student-athlete is the support...would like to play Penn State because her sister goes there...favorite movie is Dirty Dancing...favorite magazine is Vogue...Blackbear is her favorite singer...chocolate chip cookie dough is her favorite ice cream flavor...cannot live without chocolate...wants to be a sports psychologist...had to overcome hip surgery her senior year of high school...favorite TV show is Friends...a necklace her sister gave her is her favorite accessory...has one sister...grew up with two dogs...dad plays football and baseball...sister is a cheerleader.



CAREER PITCHING STATISTICS AT FLORIDA STATE

| Year | era | w-l | app | gs | cg | sho | sv | ip | h | r | er | bb | so | 2b | 3b | hr | bf | bavg | wp | hbp | bk | sfa | sha |
|-------|------|------|-----|----|----|-----|----|------|----|----|----|----|----|----|----|----|-----|------|----|-----|----|-----|-----|
| 2019 | 1.99 | 13-0 | 32 | 11 | 3 | 2/4 | 1 | 91.1 | 88 | 33 | 26 | 15 | 49 | 11 | 3 | 6 | 382 | .251 | 2 | 8 | 0 | 3 | 5 |
| TOTAL | 1.99 | 13-0 | 32 | 11 | 3 | 2/4 | 1 | 91.1 | 88 | 33 | 26 | 15 | 49 | 11 | 3 | 6 | 382 | .251 | 2 | 8 | 0 | 3 | 5 |



2 • MAEGAN TOMLINSON
Outfielder • Sophomore • Tallahassee, Fla. • Chiles

2019 ACC ACADEMIC HONOR ROLL

High School:

Appeared in 17 games as a freshman, primarily as a pinch runner...scored five runs on the season and added two stolen bases...pinch-ran and stole base against Iowa State on February 9...recorded a stolen base versus South Alabama (Feb 20)...pinch ran and scored a run against Dartmouth on March 3...scored a run on May 9 against Georgia Tech in the quarterfinals of the ACC Tournament.

High School:

Attended Chiles High School...played for Wagners club team...combined for a record of 65-17 in three seasons for the Timberwolves, earning FHSAA District Championships each year...named to the All-Big Bend Second Team in 2017...four-year member of the High Honor Roll...member of the National Honor Society...earned the Coaches Academic Award in 2017-18.

Personal:

Majoring in Communications...excited to play Duke because her best friend plays for them...enjoys playing in the ACC because everyone underestimates the conference...would love to play against UCLA...favorite movie is How to Lose a Guy in 10 Days...favorite magazine is Cosmo...Crazy Girl is her favorite song...favorite subject is history...cookie dough is her favorite ice cream flavor...speaks Spanish...cannot live without sweet tea...aspires to be a marketing rep for a large corporation...favorite TV show is Vampire Diaries...belts are her favorite accessory...says Elizabeth Mason is the best dancer on the team...thinks that Anna Shelnett is the best jokester...grew up with three pets...has two siblings.



3 • BIANCA CRUZ
Pitcher • Redshirt Freshman • Melbourne, Fla. • Space Coast

Freshman Season (2019):

Redshirted her freshman season.

High School:

Attended Space Coast Junior/Senior High School...was named Rookie of the Year in eighth grade...earned Defensive Player of the Year honors as a freshman...was selected as the team's MVP each of her final three seasons...three-time All-Cape Coast Conference honoree, and received the most votes as a senior...two-time Outstanding Female Athlete...led her team to district titles in her junior and senior year...three-year honor roll recipient.

Personal:

Majoring in Communications...favorite movie is Gladiator...Outside by Staind is her favorite song...cannot live without her family...wants to be an actress...played basketball in high school...Staind, Ariana Grande and Rihanna are her favorite artists...earrings are her favorite accessory...favorite home-cooked meal is chicken and waffles...had two pets growing up...dad played baseball and football...grandpa played baseball.



7 • KIERSTEN LANDERS
Outfielder • Redshirt Freshman • Scott Depot, W.V. • Hurricane

Freshman Season (2019):

Redshirted her freshman season.

High School:

Attended Hurricane High School in West Virginia...played for the club team WV Outlaws...four-time First Team All-State selection and All-Conference member...won the WV state championship as a junior and a senior...received Underclassmen All-American honors in 2017...member of the A Honor Roll during both her junior and senior years of high school.

Personal:

Excited to play against Virginia Tech because her best friend plays there...best part of being a student-athlete is the support from all the fans...favorite movie is Dances with Wolves...favorite subject is English...cannot live without sweet tea...wants to become a college softball coach...played volleyball in high school...favorite TV show is The Office...favorite home-cooked meal is spaghetti...has two sisters...had 11 pets growing up...mom and aunt played softball, while her uncle played baseball.



6 • KALEY MUDGE
Outfielder • Freshman • Winter Springs, Fla. • Winter Springs

High School/Club:

Attended Winter Springs High School...competed with the Hatters Gold-Birle and Gold Coast Hurricanes-Cooper travel teams...following a win at the 8A State Championship in 2019, she earned the titles Seminole County Softball Player of the Year and 8A Florida Dairy Farmers Player of the Year...selected for the First Team for both All-State and All-State Academic Team in 2016 and 2017...concluded her high school career with a .459 batting average, 151 hits, 61 RBIs, 128 runs, and 88 stolen bases, 28 happening during the 2016 season alone (school-record).



9 • DEVYN FLAHERTY
Utility • Freshman • Sarasota, Fla. • Riverview Sarasota

High School/Club:

Played at Riverview Sarasota High School...earned the title of Sarasota Athlete of the week in April of 2019...following her posting of a .488 batting average, a total of 84 hits, 55 RBIs, and 54 runs throughout her career, Flaherty was nominated as a 2019 HT Preps All-Area Softball Player of the Year Finalist... earned a spot on the East team in the 2019 PGF High School All-American Game... selected as the Rams Team MVP and First Team All-District honors in 2018...played club ball for the Santa Fe Inferno.



17 • EMMA WILSON
Pitcher/Outfielder • Freshman • Dallas, Ga. • North Paulding

High School/Club:

Attended North Paulding High School in Dallas, Georgia...previously competed with the East Cobb Bullets Travel Team...pitching a 1.916 ERA, 123 strikeouts, and only giving up 24 runs; she earned the title of Paulding Softball Player of the year in 2019...selected for the First Team All-Region over three consecutive years...with a career record of .409 batting average, 8 homeruns, and 27 RBIs, she was a participant in the All-State Senior Game.



20 • KAIA LOPRESTE
Catcher • Freshman • Brandon, Fla. • Riverview

High School/Club:

Attended Riverview High School...played on the Tampa Mustangs TJ Travel Team, where she posted a 238 RBIs and 22 homeruns over four seasons...won the New Jersey Tournament Championship and placed 3rd at PFG Premier with the Mustangs...earned a spot on the 2019 PGF

All-American East team as well as three First Team All-State selections...holds the highest batting average within a single season for the Mustangs as well as in doubles...completed her high school career with a .514 batting average, 114 hits, and 95 RBIs.



22 • BRIANNA ENTER
Pitcher • Freshman • Green Cove Springs, Fla. • St. Johns Country Day

High School/Club:

Attended St. John's Country Day... earned the title of Class 3A Pitcher of the Year in 2019... was selected to play for the North All-Star team in the Florida Athletic Coaches Association All-Star Classic (2019)... was chosen for the Class 3A First Team of Miracle Sports All-State Softball

in 2019... helped St. John's Country Day reach FHSAA 3A Regional Semifinals in 2017 and 2019 and FHSAA 3A Regional Finals in 2018... post a varsity record of 19-14 with a 1.71 ERA and 410 strikeouts over 238 innings... holds SJCD's school record with a 118 RBI.



28 • CHLOE CULP
Utility • Freshman • Tallahassee, Fla. • North Florida Christian

High School/Club:

Attended North Florida Christian School...earned the title WXTL Scholar Athlete of the Week following contributions to an overall record of 84-58-1, .500 BA, 190 hits, 190 runs, and 180 RBIs... posted a .635 BA, 39 RBI's, 11 homeruns, and 23 stolen bases during her senior season

alone... was selected to be on the MaxPreps 2019 High School Softball All-American First Team...named 2019 All-Big Bend Player of the year and 2017 Miracle Sports All-State 3A Offensive Player of the Year... helped the Eagles reach the Regional Semifinal in 2018, as well as the Regional Finals in 2016, 2017, and 2019.



1981, 1982 AIAW NATIONAL CHAMPIONS • 2018 NCAA NATIONAL CHAMPIONS • 51 ALL-AMERICANS

HEAD COACH LONNI ALAMEDA



Entering her 12th season as the head coach of the Florida State softball program in 2020, Lonni Alameda has guided the Seminoles back into one of the nation's best teams. After seven Women's College World Series appearances from 1987-2004, the Seminoles have returned to the final site of women's collegiate softball three times in the last six seasons (2014, 2016 and 2018), including winning the program's first NCAA National Championship in 2018, a WCWS semifinals appearance in 2016, as well as seven consecutive trips to the NCAA Super Regionals (2013-19). Florida State has earned seven ACC regular season/division titles in a row, six straight ACC Tournament titles and now owns 17 ACC Championships.

FSU has played in the NCAA postseason every year under Alameda, and is one of only nine schools to participate in the NCAA Tournament in every season since 2000. Since Alameda has made Tallahassee her home, she has led the Seminoles to 10 ACC Championship game appearances in 11 seasons, with titles in 2011, 2014, 2015, 2016, 2017, 2018 and 2019.

The 2019 FSU Softball team posted a record year offensively, finishing with a program-best 105 home runs, which ranked third in the country and surpassed the previous best of 76 from 2018. The Noles also set school records with 423 RBI and a .330 team batting average. Finishing with a record of 55-10, FSU topped the 50-win mark for the fifth time in the last six years. Sophomore infielder Sydney Sherrill (First Team) and redshirt senior pitcher Meghan King (Second Team) each earned NFCA All-America honors, while the duo - along with Dani Morgan, Elizabeth Mason, Carsyn Gordon, Cali Harrod, Cassidy Davis and Makinzy Herzog - were among the eight Seminoles to be named to the NFCA Southeast All-Region Teams,

which led the country and marked the most All-Region honorees in school history.

The Seminoles extended their ACC series unbeaten streak to 52, posting a 48-0-4 series record against conference opponents, dating back to 2012, before losing the series on the road at Louisville on April 6-8, 2019. The Noles have earned a record of 147-18 in their last 165 ACC regular season games. From May 7, 2016 to April 6, 2018, FSU tallied 36 consecutive wins in ACC play, which ranks as the sixth-longest conference winning streak in NCAA history.

The Seminoles topped the collegiate softball world in 2018, earning their first NCAA National Championship with an 8-3 win over No. 5 Washington on June 5. Florida State earned the nickname of "Cardiac Kids" throughout the postseason as FSU tied an NCAA record of six wins in elimination games during the NCAA Tournament and the Noles had to come from behind in all three wins at the 2018 ACC Tournament. Florida State became the third team in history to lose its first game of the WCWS and come back through the loser's bracket to win the National Championship, joining Texas A&M (1983) and UCLA (2003).

Florida State earned a 58-12 record in 2018, the most wins in a single season under Alameda and it marks the fourth time in the last five seasons that FSU has topped the 50-win plateau. The Noles also set school records with 115 doubles and 76 home runs. The 115 doubles led the nation in 2018 and ranked in a tie for the eighth-most in a single season in NCAA history. Freshman Sydney Sherrill tallied 29 of those doubles to tie the NCAA single-season record and set the FSU and ACC mark, on her way to earning ACC Freshman of the Year and NFCA Third Team All-American accolades. Jessie Warren and Kylee Hanson also earned NFCA Second Team All-American honors, as the duo were named ACC Player and Pitcher of the Year, respectively.

Alameda, along with assistant coaches Travis Wilson and Craig Snider, were honored as the 2018 NFCA National Coaching Staff of the Year by helping FSU become the first ACC school to ever win a softball national championship.

Alameda and the Noles made program history in 2017, as Florida State earned a No. 1 ranking in the NFCA poll for the first time, holding the spot for eight consecutive weeks. FSU also earned its first win over the NFCA No. 1 team in the country as an 11th-inning home run by Alex Powers gave the Noles a 3-1 victory over Florida on May 3. The Seminoles added their fifth straight ACC regular season title, posting a 24-0 record in league play, culminating in their 15th ACC tournament championship. FSU is one of four Power 5 schools to post an undefeated conference season, along with Oklahoma in 2019 (18-0) and 2018 (18-0), Nebraska in 1998 (16-0) and Iowa in 1997 (22-0).

Alameda also earned her fifth ACC Coach of the Year honor in 2017, moving into a tie for second-most in league history with North Carolina's Donna J. Papa. She now trails only NFCA Hall of Famer and former FSU head coach JoAnne Graf who tallied six ACC Coach of the Year awards in her illustrious career.

Florida State matched its record from 2016 by placing six members on the 2017 All-ACC First Team, including Jessica Burroughs (Pitcher of the Year) and Jessie Warren (Player of the Year and Defensive Player of the Year). Burroughs and Warren were also named NFCA First Team All-Americans, while Morgan Klavemann (second team) and Alex Powers (third team), also earned a spot on the national teams. The Noles tied for the most All-Americans in the nation with Florida and Arizona and it marked the first time in the fastpitch era that Florida State softball had received four All-American accolades.

In 2016, Alameda led Florida State back to the WCWS, reaching the semifinals for the third time in school history and ending with a No. 4 national ranking, which tied for the highest final NFCA ranking ever for FSU. The Noles posted a 55-10 record, including 11 wins over ranked opponents. FSU defeated No. 2 Michigan (1-0) and No. 3 Auburn (4-3), marking the highest ranked wins at FSU under Alameda, and both coming away from Tallahassee as the Auburn win came on the road and the Michigan victory at the WCWS.

The Noles finished 2016 with a 21-2 record in conference play and Alameda earned ACC Coach of the Year for the fourth straight season as Jessica Burroughs and Alex Powers earned ACC Pitcher and Player of the Year honors, respectively. FSU set an ACC record with six members on the All-ACC First Team as Burroughs and Powers were joined by Ellie Cooper, Meghan King, Morgan Klavemann and Jessie Warren. Burroughs, Powers and Warren were named NFCA All-Americans, marking the sixth time that FSU had three All-Americans in the same season.

During the summer of 2016 and 2017, Alameda coached the USSSA Pride of the National Pro Fastpitch league. The Pride posted the best record in the league in both seasons.



10 WCWS APPEARANCES • 17 ACC CHAMPIONSHIPS • 32 NCAA APPEARANCES

HEAD COACH LONNI ALAMEDA

The Seminoles reached the NCAA Super Regionals for the third consecutive season in 2015, finishing with a record of 49-14 and a No. 10 ranking in the final poll by the NFCA. FSU earned a trio of conference awards as Jessie Warren was named ACC Freshman of the Year, Lacey Waldrop secured ACC Pitcher of the Year honors for the second-straight season and Alameda was chosen as the ACC Coach of the Year for the third consecutive year.

Several Seminoles etched their name into the NCAA record book as senior Maddie O'Brien led the nation with 73 walks, good for No. 11 all-time in NCAA history. Freshman Morgan Klaveermann's 26-game hitting streak is the second-longest in FSU history and ranks No. 24 overall in NCAA history.

Florida State posted its best season in a decade with a 55-9 record in 2014 to finish ranked No. 7 in the country by both the NFCA and USA Softball. The Seminoles won 24 ACC games to set a new school and ACC mark for conference wins in a season and also set program records in runs scored (400), home runs (65), extra base hits (168), RBI (363), walks (318) and slugging percentage (.493).

Several individuals earned regional and national awards as junior pitcher Lacey Waldrop was named USA Softball National Player of the Year. Waldrop joined Jessica van der Linden (2004) as Seminoles to win the national honor. Florida State was the first school in the country to have multiple players win the award. Waldrop joined junior shortstop Maddie O'Brien as an NFCA First Team All-American, marking the first time that FSU had placed two players on the first team in program history.

Waldrop and O'Brien also won 2014 ACC Pitcher and Player of the Year, respectively, while Alameda earned ACC Coach of the Year honors for the second year in a row. The Seminoles placed three players on the All-Region First Team, six players on the All-ACC Team, and five members on the ACC All-Tournament Team.

The signature win of the 2014 season came at the Tallahassee Super Regional, when senior Courtney Senas hit a two-run, walk-off home run against No. 13 Michigan to send the Seminoles to the Women's College World Series for the first time since 2004.

It was an impressive season in 2013 for the Seminoles as they fought through several injuries to key players yet reached the NCAA Super Regionals for the first time since 2006 following a miraculous comeback against South Alabama in the Mobile Regional championship game. The five-run comeback with two outs in the top of the seventh against the 13th-seeded Jaguars personified the team's never-say-die attitude. FSU finished with a 44-19 record and Alameda was named the ACC Coach of the Year, along with a school-record four All-ACC First Team selections and five overall.



THE ALAMEDA FILE

- Enters her 12th season as head coach at Florida State and 17th year as a head coach at the Division I level
- Holds a 695-318-2 career record
- 438-160-1 (.754) record at Florida State
- Holds a 201-47 record in ACC play
- Guided Seminoles to the ACC title in 2011, 2014, 2015, 2016, 2017, 2018 and 2019, the conference regular season title in 2013, 2014, 2015, 2016, 2017 and 2018 and has led them to 10 title game appearances
- As the team's pitching coach, she has helped 16 hurlers be named to the All-ACC First or Second Team since 2009
- Seven different pitchers and 12 total Seminole players have been named NFCA All-Americans
- Earned Win No. 300 vs. Fairfield on March 17, 2012
- Earned Win No. 400 at North Carolina on March 30, 2014
- Earned Win No. 500 against Jacksonville on April 6, 2016
- Earned Win No. 600 at North Florida on March 10, 2018
- Helped coach the Canadian Softball Team in the 2008 Summer Olympics
- Mountain West Conference Coach of the Year in 2005 and 2007
- Atlantic Coast Conference Coach of the Year in 2013, 2014, 2015, 2016 and 2017

The Seminoles set a new school mark with an 18-2 record in ACC play en route to the program's 11th ACC regular season title. As the pitching coach, Alameda was influential on one of the most dynamic duos in the nation in Lacey Waldrop and Monica Perry. Waldrop earned NFCA Third-Team All-America honors, the first at Florida State since 2009, while Perry emerged as the most dominant pitcher in ACC play.

Aside from the five total All-ACC Team members in 2013, Alameda coached her first ACC Scholar-Athlete of the Year when Kelly Hensley was recognized for the honor. Hensley also was named to the Capital One Academic All-America Third Team. Alex Powers (2017) and Kylee Hanson (2018) also have been named ACC Scholar-Athletes of the Year.

In 2012, the Seminoles achieved a mark of 47-16, their most wins since going 62-12 in 2004. Alameda led FSU to a 15-13 record against NCAA postseason teams throughout the year, which included nationally-ranked victories over No. 14 UCLA, No. 23 North Carolina twice and Women's College World Series participant LSU.

As the team's pitching coach, Alameda's influence on FSU starters Lacey Waldrop and Monica Perry was enormous. Both pitchers finished in the Top 30 nationally in earned run average, making FSU one of just five programs to have multiple pitchers in the top 30. Each hurler earned ACC Pitcher of the Week honors twice, and were named to the All-ACC squad. As a unit, the Seminoles finished 10th in the country with a 1.53 team ERA. In 2012, four more student-athletes made the All-ACC Team under Alameda's watch including Tiffani Brown, Briana Hamilton, Perry and Waldrop. Brown and Shayla Jackson also were named to the NFCA All-Southeast Region Second Team.

In just her third season as head coach at Florida State, Alameda helped the Seminole softball program snap a seven-year ACC title drought to highlight an entertaining 2011 season. Despite making the conference tournament in Atlanta as the No. 4 seed, it was Alameda's season-long coaching tactics combined with the energy of her motivated group that enabled the Seminoles to storm through the competition and defeat second-seeded North Carolina, 4-1, to clinch an automatic NCAA Regional bid.

Under Alameda's guidance, the 2011 Seminoles created a noteworthy program achievement - for the first time in school



1981, 1982 AIAW NATIONAL CHAMPIONS • 2018 NCAA NATIONAL CHAMPIONS • 51 ALL-AMERICANS

HEAD COACH LONNI ALAMEDA

HEAD COACH LONNI ALAMEDA



- 2005 NFCA West Region Coach of the Year
- 2005 MWC Coach of the Year
- 2007 MWC Coach of the Year
- 2013 ACC Coach of the Year
- 2014 ACC Coach of the Year
- 2015 ACC Coach of the Year
- 2016 ACC Coach of the Year
- 2017 ACC Coach of the Year
- 2018 NCAA National Champion
- 2018 NFCA National Coaching Staff of the Year
- 2018 Musial Award

Coaching History

| | |
|------------------------------------|--------------|
| Florida State (Head Coach) | 2009-Present |
| UNLV (Head Coach) | 2004-08 |
| Stanford (Associate Head Coach) | 1996-2004 |
| Barry University (Assistant Coach) | 1994-96 |

Coaching Ledger

| Year | Record | Conf. | Finish | Postseason |
|----------------------|------------------|-----------------------|--------------------|-----------------|
| UNLV | | | | |
| 2004 | 25-35 | 7-13 | 5th | N/A |
| 2005 | 44-19 | 17-3 | 2nd | NCAA Reg |
| 2006 | 26-37 | 8-12 | 4th | N/A |
| 2007 | 37-27 | 12-8 | 2nd | N/A |
| 2008 | 25-40-1 | 5-15 | 6th | N/A |
| Florida State | | | | |
| 2009 | 44-16 | 17-4 | 2nd | NCAA Reg |
| 2010 | 44-18 | 12-9 | 3rd | NCAA Reg |
| 2011 | 32-28 | 9-11 | 1st | NCAA Reg |
| 2012 | 47-16 | 16-5 | 2nd | NCAA Reg |
| 2013 | 44-19 | 18-2 | 1st(R) | NCAA Supers |
| 2014 | 55-9 | 24-3 | 1st | WCWS |
| 2015 | 49-14 | 20-3 | 1st | NCAA Supers |
| 2016 | 55-10 | 21-2 | 1st | WCWS Semis |
| 2017 | 55-8-1 | 24-0 | 1st | NCAA Supers |
| 2018 | 58-12 | 21-3 | 1st | National Champs |
| 2019 | 55-10 | 19-5 | 1st | NCAA Supers |
| Overall: | 695-318-2 | FSU: 538-160-1 | ACC: 201-47 | |

Alameda versus the ACC since 2009

| Opponent | Record | Current Streak |
|----------------|--------------|----------------|
| Boston College | 31-1 (.969) | Won 5 |
| Clemson | 0-0 (-) | - |
| Duke | 3-0 (1.000) | Won 3 |
| Georgia Tech | 20-10 (.667) | Won 15 |
| Louisville | 11-4 (.733) | Lost 1 |
| North Carolina | 23-8 (.742) | Lost 2 |
| NC State | 29-4 (.879) | Won 10 |
| Notre Dame | 15-5 (.750) | Won 1 |
| Pitt | 16-1 (.941) | Won 2 |
| Syracuse | 19-0 (1.000) | Won 19 |
| Virginia | 26-3 (.897) | Won 12 |
| Virginia Tech | 24-7 (.774) | Won 12 |

history, FSU softball reached 12 consecutive NCAA Regionals. Her group also won two games in the Athens Regional, defeating Georgia State and UAB, to get to the final day of a regional for the first time since 2006.

Adding to Alameda's on and off-field influence, Sarah Hamilton became just one of two conference players in 2011 to be named to the All-ACC Team for the third time in her career. Shayla Jackson and Jen Lapicki joined Hamilton on the 2011 all-conference squad. Hamilton ended her illustrious career as one of the best pitchers in school history, with Alameda playing a large role in her success. Among her noteworthy feats, Hamilton became the first hurler in FSU history to finish with at least 1,000 career strikeouts, ending her four-year stay with 1,005 Ks.

In her second season as FSU head coach in 2010, Alameda led the Seminoles to a 44-18 record and second-consecutive appearance in not just the ACC Championship game but its 11th-straight appearance in the NCAA Division I Softball Championship. At the time, FSU's ACC Championship game appearance marked the 14th time in school history it had the chance to play for a title - a total number that was more than any other school in the conference.

Under Alameda's tutelage, the 2010 Seminoles accomplished a lot of statistical feats. Not only did FSU get off to its best start since 1993 by starting the year 20-2, but the team capped off the year with high marks in a bevy of categories. The Seminoles' .297 batting average was the best since 2003 and their 226 strikeouts at the plate were the fewest since the 1998 campaign.

Individually, Alameda coached several FSU student-athletes who earned recognition for their hard work on the field and in the classroom. Carly Wynn was named an All-ACC First Team selection and Terese Gober, Sarah Hamilton and Ashley Stager were each placed on the All-ACC Second Team. Robin Ahrberg, Tiffani Brown and Hamilton each got the nod on the ACC's All-Tournament team. Wynn and Hamilton captured Louisville Slugger/NFCA Division I All-Southeast Region Second Team honors, while Wynn was named to the ESPN The Magazine Academic All-America Third Team.

Alameda came to Florida State prior to the 2009 season and went on to surpass 200 career coaching victories in her first year in Tallahassee (she picked up win No. 300 on March 17, 2012 against Fairfield and added win No. 400 at North Carolina on March 30, 2014). The Seminoles finished the 2009 campaign with a 44-16 record and achieved the best conference record in school history at the time with a 17-4 league mark.

For her team's exploits on the field in 2009, Alameda and the Seminoles had the opportunity to host a regional in the NCAA Tournament for the first time since the 2004 season. Alameda coached several Seminoles that garnered postseason awards as Hamilton was named a Third Team Louisville Slugger/NFCA Division I All-American as a sophomore. Hamilton was also named ACC Pitcher of the Year, an ACC First Team member and to the Louisville Slugger/NFCA All-Southeast Region Team. Then-senior catcher Kaleigh Rafter was also named to the All-Region team and was an All-ACC First Team member as well. Wynn and Gober (both second team) were also student-athletes coached by Alameda who were recognized as All-ACC players.

Alameda carries an impressive coaching résumé on the international level and from 2004 to 2008 helped in the development of Canada's National Team. She aided Canada up until the 2004 Summer Olympics and resumed as an assistant following the Rebels' 2005 season. In the summer of 2006, Canada qualified for the 2008 Summer Olympics in Beijing, China, after its strong showing in the World Championships. Alameda spent the summer of 2008 with the Canadian team, which ended its quest for the gold with a fourth-place finish at the Beijing Olympic Games.

Alameda came to FSU from UNLV, where she spent five seasons reviving the Rebels' program. She replaced Dr. JoAnne Graf, who retired after 30 seasons with the Seminoles. Alameda went 25-35 in her first season at UNLV in 2004, which was a four-game improvement over 2003's final tally. She then posted a staggering 44-19 mark in 2005 and the program's first trip to NCAA Regionals since 1996. Alameda was named Mountain West Conference Coach of the Year in 2005 and the entire staff garnered NFCA West Regional Coaching Staff of the Year honors.

The 2005 season featured an assault on the program's record book, appearances in the national statistical rankings and the introduction of several conference and national award winners. The 44 wins were the third-most in the program's history, while the 17 Mountain West Conference wins were the most-ever since joining the league in 1999. After being predicted to finish last in the league, UNLV excelled, placing second in the league in both the regular season and Mountain West Conference tournament.

In 2006, the squad was set back by injuries and fell to 26-37, but saw a 180-degree turnaround in 2007 and fin-



10 WCWS APPEARANCES • 17 ACC CHAMPIONSHIPS • 32 NCAA APPEARANCES

HEAD COACH LONNI ALAMEDA

ished with a 37-27 mark as Alameda earned MWC Coach of the Year honors for the second time.

Alameda and UNLV had high hopes for 2008 and had the Rebels ranked in the ESPN.com/USA Softball Collegiate Top 25 Poll for the first time in program history. After starting the season 9-1-1, UNLV moved up to No. 18 in the ESPN.com/USA Softball Collegiate Top 25 Poll, but injuries to four starters proved costly as the season progressed.

Under Alameda's direction, the Rebels enjoyed recognition at the conference and regional level. Five Rebels garnered Louisville Slugger/NFCA All-Regional honors while 13 players earned all-Mountain West Conference accolades, including two pitchers of the year and one freshman of the year awards.

To Alameda, academics are just as important as on-the-field production. Since taking over the program, the Rebels had 58 Academic All-MWC honorees. Over that time span, the team had 10 or more honored in a season four times, including 11 softball student-athletes in 2008. The softball program had 21 MWC Scholar-Athletes selected, as well.

In her 11 seasons at Florida State, Alameda's academic priorities have been apparent. She has coached three ACC Scholar Athletes of the Year, three academic All-Americans, seven NCAA postgraduate scholarship award winners, 16 academic all-district team members and 37 All-ACC Academic Team players.

During her tenure at UNLV, Alameda also stressed the importance of community service and had players volunteer their time at the Nevada Childhood Cancer Foundation and Child Haven while participating in breast cancer walks and blood drives. Her emphasis has not changed since arriving at FSU, with the 2011 Seminole Squad earning honors such as the SemiGnome Award for community service and routinely producing standout student-athletes who are honored for their charitable ways. One of those players was Kelly Hensley who was awarded a 2013 Top Six For Service honor. In 2014, 2015 and 2017, the Seminole softball program earned the FSU Director's Cup for Service as they averaged over 50 hours of community service per student-athlete to lead all 20 FSU varsity sports.

Alameda moved to Las Vegas after eight seasons as the assistant coach at Stanford University, where she helped guide the Cardinal to a 320-179-1 record and six straight NCAA Regional appearances. She oversaw the pitching staff there and produced three All-Americans: Becky Blevins, Marcy Crouch and Dana Sorenson.

Prior to her stint at Stanford, Alameda spent two seasons as an assistant coach at Barry University (Miami Shores, Fla.). She helped the Buccaneers to a fifth-place NCAA Division II finish in her first year. She also spent some time on the international stage, serving as an instructor for both the Aruba (1995) and Spanish (2000) national teams.

An all-around great athlete, Alameda began her collegiate career as a pitcher at St. Mary's University (San Antonio, Texas) where she led the Rattlers to the NAIA Tournament in her only season. She later transferred to Oklahoma in 1989 and played softball and volleyball for the Sooners. She was a two-time All-Big Eight selection as a first and third baseman, while hitting .359 as a senior in 1992.

Alameda earned her bachelor's degree in communications from Oklahoma in 1993 and played softball professionally in Europe for a season before beginning her coaching career.





1981, 1982 AIAW NATIONAL CHAMPIONS • 2018 NCAA NATIONAL CHAMPIONS • 51 ALL-AMERICANS

ASSISTANT COACH TRAVIS WILSON



**2018 NCAA National Champion
2018 NFCA National Coaching Staff of the Year**

Assistant Florida State softball coach Travis Wilson will begin his ninth season at Florida State in 2020 as he helps with the Seminole offense and defense. FSU has earned seven ACC regular season/division titles, six ACC tournament championships, seven trips to the NCAA Super Regionals, three appearances in the Women's College World Series and won the 2018 NCAA National Championship, while posting a 418-97-1 record (.811 winning percentage) in his eight years at Florida State. Wilson, along with head coach Lonni Alameda and assistant coach Craig Snider, earned 2018 NFCA National Coaching Staff of the Year honors.

The Noles have turned their offensive production around under Wilson, as they have had at least 335 runs scored, 460 hits, 50 home runs and 300 RBI in each of the last eight seasons. When Wilson arrived at Florida State after the 2011 season, the Seminoles had finished the year with 286 runs scored, 40 home runs and 238 RBI. Overall, the top seven home run totals in program history have come during his eight years at FSU and of the top eight seasons in each offensive category, the following amounts have come since Wilson arrived in 2012 - RBI (7), runs scored (5), doubles (5), walks (5), batting average (5), stolen bases (3) and hits (2).

Another season of record-setting offense was on display for the Seminoles in 2019, as Florida State finished third in the country with 105 home runs, easily surpassing the previous mark of 76 HRs from 2018. The Noles had seven different players with at least 10 home runs (Sydney Sherrill, Cali Harrod, Carsyn Gordon, Dani Morgan, Elizabeth Mason, Cassidy Davis and Anna Shelnett) and six with 40 or more RBI, as FSU also set a school record with 423 RBI. FSU also set a record with a .330 batting average and a .601 slugging percentage as the Noles finished in the top 20 in the NCAA in six different categories.

Sophomore Sydney Sherrill led the team in six different categories and finished with a .405 batting average, 18 doubles, 16 home runs, 60 RBI, .762 slugging percentage and 75 hits as the infielder earned NFCA First Team All-America honors. Cali Harrod became the only player in the country since at least 2011 (as far back as the NCAA records would go) to record 15+ home runs and 40+ stolen bases in the same season, as the senior shortstop finished with 15 home runs and 43 stolen bases.

Florida State set single-season team records in doubles (115) and home runs (76) in 2018 on its way to its first NCAA National Championship. The Seminoles became the third school in WCWS history to lose its first game of the tournament and come back through the loser's bracket to win the title, joining Texas A&M (1983) and UCLA (2003). In all, the Noles won six elimination games in the NCAA Tournament, to tie an all-time record.

The 115 doubles led the country in 2018 and ranked in a tie for eighth-most in a single season in NCAA history, led by freshman Sydney Sherrill who tallied 29, which set FSU and ACC records and tied for the most in the NCAA. Senior Jessie Warren closed out her impressive career with her third NFCA All-American honor and second-straight ACC Player of the Year accolade. She led the team with a .404 batting average, 21 home runs, 70 RBI and a .836 slugging percentage and was the 2018 WCWS Most Outstanding Player. She finished with FSU and ACC records for home runs (83), RBI (273), runs scored (229) and slugging percentage (.820). The 273 RBI ranks eighth in NCAA history, while the 83 HR are tied for eighth all-time and her .820 slugging percentage is the 13th-best in college softball history.

The offensive production in 2018 came from all over the lineup as 13 different players hit at least one extra-base hit, 13 players scored at least 10+ runs, eight different players had 10+ stolen bases and all nine spots in the batting order had at least one extra-base hit at the 2018 Women's College World Series.

2017 saw the Seminole offense become one of the best in the nation, as Florida State finished in the top 10 in the NCAA in eight different categories, including slugging percentage (fourth - 0.544), on base percentage (fourth - 0.429), scoring (fifth - 6.63) and batting average (seventh - 0.329). FSU set school records with 94 doubles and 71 home runs, and along with its 24 triples became the first team since Notre Dame in 2010 to tally at least 90 doubles, 20 triples and 70 home runs in a season.

Seven different FSU players recorded over 35 RBI in 2017, led by junior Jessie Warren who topped the team with a .413 batting average, 14 doubles, 23 home runs, 68 RBI and a .922 slugging percentage as she earned NFCA First Team All-America honors, along with ACC Player and Defensive Player of the Year accolades.

FSU posted a perfect 24-0 record in ACC play in 2017 for its fifth consecutive regular season conference title, and is one of three Power 5 schools to have an undefeated conference slate - Nebraska (16-0 in 1998) and Iowa (22-0 in 1997).

FSU broke several school records and nearly toppled a few others in 2016 as the Noles established program records with 459 runs scored, 407 RBI and a .323 batting average. The team also finished second in FSU history with 155 stolen bases and 63 home runs, and fourth all-time with 87 doubles.

Redshirt junior Alex Powers and Jessie Warren carried the FSU offense to the 2016 WCWS semifinals, as each were named NFCA All-Americans. Powers, the 2016 ACC Player of the Year, led the team with a .396 batting average and 16 doubles, while adding 16 home runs and 62 runs scored. Warren led the team and finished in the top 10 nationally with 20 home runs, 78 RBI and 72 runs scored, ranking second in FSU history in a single season in all three categories.

The 2016 offense was aggressive and effective as five players had at least 11 stolen bases, seven players had at least nine doubles and 10 different student-athletes hit a home run en route to an ACC regular season and tournament championship. The Noles set an ACC record with six members on the All-ACC First Team as Powers and Warren were joined by Jessica Burroughs, Ellie Cooper, Meghan King and Morgan Klavemann.





10 WCWS APPEARANCES • 17 ACC CHAMPIONSHIPS • 32 NCAA APPEARANCES

ASSISTANT COACH TRAVIS WILSON



A pair of freshmen led the Seminole offense in 2015 as Jessie Warren earned ACC Freshman of the Year honors and finished with 19 home runs, 57 RBI and 53 runs scored to lead the team. Morgan Klavemann led the team with a .393 batting average and 20 stolen bases as the outfielder also recorded a 26-game hitting streak from March 25 to May 17. The Noles earned the ACC Championship for the second year in a row and advanced to the NCAA Super Regional round for the third consecutive season in 2015.

The 2014 Seminoles reached the Women's College World Series for the first time since 2004, posted a 55-9 record and earned the ACC regular season title with a 24-3 mark. The 24 ACC wins set a new school and ACC record for conference wins in a season and gave the Seminoles the No. 1 seed on their way to winning their 12th ACC Tournament Championship.

Under Wilson's guidance, the Florida State lineup was dangerous from top to bottom and saw many players recognized for their success. Maddie O'Brien set new single-season school records for home runs (24), RBI (83), walks (56) and slugging percentage (.942) on her way to being named an NFCA First Team All-American and ACC Player of the Year. Courtney Senas was named to the NFCA All-Southeast Region First Team would have set school records in home runs (15) and RBI (57) if not for her teammate, as both totals were more than any Seminole had hit prior to the 2014 season.

As a team, the Seminoles set program records in runs scored (400), home runs (65), extra base hits (168), RBI (363), walks (318) and slugging percentage (.493). These marks eclipsed several records that were set during the impressive 2013 campaign that saw FSU reach its first NCAA Super Regional since 2006. Wilson helped Florida State achieve record-breaking numbers in just his second season as the Seminoles shattered the previous home run record of 49 in 2007 by producing 60

round-trippers in 2013. For the first time ever, four Seminoles finished with double-digit home runs including Courtney Senas (14), Kelly Hensley (13), Maddie O'Brien (10) and Celeste Gomez (10).

Florida State's 316 RBIs in 2013 set a school record, topping the previous mark of 313 in 2004. The 2013 squad also set a program record for slugging percentage at .476, were able to win 17 games by mercy rule and recorded 20 games with double-digit base hits. Wilson also oversees the team's fielding and with early-season injuries in 2013 throwing players into makeshift positions, Wilson worked arduously with each infielder and outfielder on their mechanics and created a well-accomplished group that got the job done.

Joining fellow assistant coach Craig Snider as the team's offensive instructors, Wilson helped the Seminoles make strides at the plate in their debut 2012 year. Coaching a youthful unit that included just one everyday senior starter, Wilson also made a great impact on the team's defensive game as it became a sound group in the field.

In 2012, the Seminoles finished the year with a .966 fielding percentage to rank in the upper echelon on a national scale. FSU became an entertaining group to watch defensively as student-athletes such as third baseman Briana Hamilton, shortstop Maddie O'Brien, second baseman Tiffani Brown and centerfielder Courtney Senas made a bevy of highlight-reel plays throughout the season. A fundamentally-sound unit of infielders and outfielders collectively produced both the routine and difficult plays.

It was the solid play of FSU's defensive stalwarts that helped the Seminoles begin the 2012 season with a 16-0 record, the second-best start in school history. The 16-game win streak ties for the 12th longest winning stretch for the program.

Wilson is seen as an excellent instructional mind by FSU's student-athletes, which was evident from the first day of practice in the fall 2011. He is a reliable arm for batting practice who is always offering excellent teaching points to better enlighten each player. Wilson has proven to be an absolute student of the game who utilizes various statistics in his meticulous game-day preparation.

Wilson is a native of New Zealand who has already taken on an important role in recruiting. The baseball, softball and cricket veteran serves as the Seminoles' hitting and fielding coach, using his past success as a player to better serve his student-athletes.

"Travis is from both professional baseball and the New Zealand National Program," head coach Lonni Alameda said when Wilson first arrived in the summer 2011. "From the first time I met Travis I knew he would be a great fit for our program. It is not often you come across someone that has played the same game that the girls do and yet has 10 years of Major League Baseball experience. He is personable and he has won at the highest level of this game from the men's side. He has played every position you can on the field and has been among some of the world's best in men's fastpitch. I believe Travis will be able to relate to the players on a unique level as he stills plays the game. He is excited about this opportunity and can help our program get to the next level."

Alameda's words have become prophetic so far, with Wilson doing an excellent job of working with each student-athlete and enhancing their overall game. In his eight seasons of work, countless players have improved their offense and expanded their defensive abilities through the work of Wilson.

From 1996-2004, Wilson played seven seasons in the Atlanta Braves organization covering all stops from Rookie Ball to Triple-A. He enjoyed much success in his professional stint, being named an All-Star for the Appalachian League (1998), South Atlantic League (1999) and the Carolina League (2000). He was named Carolina League Player of the Year for the Myrtle Beach Pelicans, and led the Grapefruit League in hitting for the Braves during spring training in 2001.

Wilson ended his professional career in 2004 with the Cincinnati Reds' organization in Chattanooga, Tenn. As a softball player in New Zealand for the Black Sox, he made his debut as a 16-year old in 1994 and was named both the New Zealand Softballer of the Year and the Canterbury Softballer of the Year after posting a team-best .396 batting average in 1996. He would earn the Canterbury Player of the Year honor multiple times and become one of his country's biggest softball ambassadors. Wilson also was named the New Zealand Softballer of the Year in 2006, and was voted into the New Zealand Softball Hall of Fame in 2017.

Wilson's most recent baseball stint was as an instructor for the Idaho Falls, a Rookie League team of the Kansas City Royals. His tasks included scouting the Pioneer League, writing reports and utilizing video while communicating with the Royals organization on several prospects. His efforts have helped the Royals claim their status of having the best farm system in Major League Baseball, as asserted by several minor-league publications. On the field, he helped his players develop their infield/outfield skills, base running and hitting mechanics. Wilson also served as expert commentator for the ISF Men's World Softball Series, and was fielding coach and video analyst for the Black Caps of the New Zealand Cricket Association.

From 2015-2017, he served as the assistant coach for the USSSA Pride of the National Pro Fastpitch league, helping the Pride lead the league in the regular season standings and finish second in the postseason in all three seasons.

Wilson is married to his wife, Jill. The two have a son named Tyler and a daughter named Josie.



1981, 1982 AIAW NATIONAL CHAMPIONS • 2018 NCAA NATIONAL CHAMPIONS • 51 ALL-AMERICANS

ASSISTANT COACH TROY CAMERON



Troy Cameron joins the Florida State Softball staff for the 2020 season, coming to Tallahassee after seven years as the high school baseball coach at St. Thomas Aquinas in Fort Lauderdale, Fla.

A first-round draft pick by the Atlanta Braves in 1997 (29th overall), Cameron played nine years of professional baseball with five different organizations – Atlanta, Cleveland, Colorado, Chicago White Sox and San Diego. Cameron signed a national letter of intent to play college baseball at Florida State under Mike Martin, but pursued professional baseball out of high school after he was drafted in the first round.

Cameron reunites with FSU assistant coach Travis Wilson, as the pair made their professional baseball debuts in Rookie League together with the Danville Braves in 1997. Cameron and Wilson were roommates, as well as teammates, for five different seasons within the Braves organization through Rookie,

A and A+ ball from 1997-2001.

Through his nine seasons of professional baseball as an infielder, advancing to AAA with the Portland Beavers, Cameron posted a career batting average of .238 with 782 hits, 178 doubles, 26 triples, 122 home runs, 477 RBI and 496 runs scored.

Along with being the coach of St. Thomas Aquinas, he has worked with USA Baseball in numerous capacities since 2013, including as an assistant on the 15U National Team in 2017, which won the gold medal at the Pan Am Championships, and currently as the manager of the 2019 15U National Team, that will compete at the 2019 Pan Am Championships in Mexico in September.

At the helm of the STA Raiders, Cameron was named the District Coach of the Year in all seven seasons (2013-19), led the Raiders to District Championships and the Regional semifinals each year, including two regional championships (2013 & 2018) and the 2018 FHSAA 8A State Championship. He has coached seven players that have been drafted and are currently playing professional baseball, as well as 49 players that have gone to play college baseball, with 22 at the Division I level.

A graduate of Florida Atlantic in 2012, Cameron has worked in insurance along with coaching baseball at St. Thomas Aquinas. Cameron is married to his wife Lauren and they have a daughter Jaden, with a baby boy Crew.





10 WCWS APPEARANCES • 17 ACC CHAMPIONSHIPS • 32 NCAA APPEARANCES

SOFTBALL SUPPORT STAFF



Charlie Hogan
Academic Advisor



Austin Phillips
Video Coordinator



Marisa Faibish
Director of Sports Nutrition



Justin Jacobs
*Director of Information
Technology Services*



Kaelin Jackson
Strength and Conditioning



Kristin Tubeck
Director of Softball Operations




Isabella Pino
Head Softball Equipment Manager



Sarah Peterika
Athletic Trainer



Madison Hedding
Marketing Director




Matt Roque-Paskow
Player Manager



Kylee Hanson
Student Manager



Christian Conrad
Student Manager




Connor Evora
Student Manager



Sam Sagreto
Student Manager




Rachel Magee
Student Manager





2019 SEASON IN REVIEW

- The Seminoles earned their sixth consecutive ACC Championship in 2019, defeating Georgia Tech, Notre Dame and North Carolina to secure the program's 17th conference title.
- Florida State did not allow a run over the entire ACC Tournament, topping the Yellow Jackets (7-0), Irish (2-0) and Tar Heels (8-0) to mark the first time that a team held their opponents scoreless en route to an ACC title. Meghan King was named the ACC Tournament MVP after posting a 3-0 record and a 0.00 ERA in the circle, giving up 10 hits and three walks over 17.0 innings with 13 strikeouts. She was joined on the All-Tournament Team by Dani Morgan and Sydney Sherrill.
- Florida State led all schools in the conference with seven honorees on the 2019 All-ACC Teams, highlighted by Sydney Sherrill earning ACC Defensive Player of the Year honors. She became the second Seminole to win the award, joining Jessie Warren in 2017. Sherrill, along with Meghan King and Carsyn Gordon were named to the All-ACC First Team, Elizabeth Mason and Anna Shelnutt were selected to the Second Team, while Makinzy Herzog and Kathryn Sandercock were named to the All-ACC Freshman Team.
- Since the league started naming a first and second team in 2005, redshirt senior Meghan King became the third player to earn All-ACC First Team honors in all four seasons of her career, joining Georgia Tech's Kelsi Weseman (2009-12) and FSU's Jessie Warren (2015-18).
- Appearing in the NCAA Tournament for the 32nd time in school history and 20th time in a row, becoming one of nine schools to participate in the NCAA postseason every year since 2000 - Alabama, Arizona, Louisiana, Michigan, Notre Dame, Oklahoma, UCLA and Washington.
- With its 2-0 victory over Notre Dame in the semi-finals of the ACC Tournament on May 10, Florida State earned its 50th win of the 2019 season. It is the fourth year in a row that the Noles have won 50 games in a season, and the 18th time in program history. It is the fifth time that FSU has accomplished the feat under head coach Lonni Alameda, and the Noles are averaging 48.8 wins per year since she took over in 2009 (537-158-1).
- Florida State swept its Regional games, defeating Bethune-Cookman, USF and South Carolina to advance to the NCAA Super Regional round for the eighth time overall and the seventh year in a row. The Noles have now won 19 consecutive games in the NCAA Regional since 2014.
- In the NCAA Regional game against USF on May 18, Florida State set an NCAA Tournament record with four consecutive home runs as Zoe Casas, Cali Harrod, Carsyn Gordon and Sydney Sherrill each hit a home run over the span of 11 pitches in the top of the fifth inning. It was the first time that Florida State had ever even hit three home runs in a row, and the Seminoles tied the NCAA record and are the sixth school to ever hit four consecutive home runs in NCAA history - joining South Dakota State (2016), Florida (2013), UTSA (2011), Illinois State (2010) and Portland State (2006).
- The team set program records with 105 home runs, 423 RBI, a .330 batting average and a .601 slugging percentage.
- Overall, seven different players had 10 or more home runs on the season, led by Sydney Sherrill with 16. Cali Harrod (15), Carsyn Gordon (15), Dani Morgan (14), Elizabeth Mason (11), Anna Shelnutt (11) and Cassidy Davis (10) also ended the season with double-digit home runs.
- Florida State set a school record as eight different Seminoles were named to the NFCA Southeast All-Region Team, surpassing the previous record of six honorees that was set in 2017, 2004, 2001, 1994 and 1993. Meghan King, Carsyn Gordon, Dani Morgan and Elizabeth Mason were all named to the First Team, while Cali Harrod, Sydney Sherrill, Makinzy Herzog and Cassidy





10 WCWS APPEARANCES • 17 ACC CHAMPIONSHIPS • 32 NCAA APPEARANCES

2019 SEASON IN REVIEW



Davis earned Second Team honors. FSU matched James Madison, Washington and Oklahoma as the only teams in the country to have eight All-Region honorees, and only the Seminoles and Sooners put all eight on the First and Second Teams.

- Sydney Sherrill and Meghan King each earned NFCA All-American honors, marking the seventh consecutive season that Lonni Alameda has coached an All-American pitcher, which is the longest current streak in the country.
- Florida State started the 2019 season with a 22-0 record, which marked the second-longest streak to begin a season, trailing only the 25-game streak to start the 1992 season. Including the six games the Noles won secure the 2018 NCAA National Championship, the Seminoles posted a 28-game winning streak, which ranks as the second-longest winning streak in program history.
- The FSU pitching staff and defense have posted 22 shutouts in 2019, which is the third-most amount of shutouts in a season since 2004, trailing only the 2009 (24) and 2017 (25) seasons.

- The Seminoles combined to earn 10 ACC Player or Pitcher of the Week honors in 2019, with Meghan King securing six, and one each from Zoe Casas, Cali Harrod, Carsyn Gordon and Anna Shelnett. Zoe Casas was also named the USA Softball National Player of the Week on February 19 and Cali Harrod received NFCA National Player of the Week honors on February 26.
- Florida State excelled at the inaugural St. Pete/Clearwater Elite Invitational on February 15-17, 2019. The Seminoles had a packed weekend with two games in three consecutive days, but triumphed against quality competition, defeating No. 3 Oklahoma (7-4), No. 6 Tennessee (5-2), No. 8 LSU (9-1 in 6 inn), RV Ohio State (3-1), RV Minnesota (17-6) and Florida Atlantic (10-5). It was a complete team effort offensively as Florida State batted .375 as a team, with a .720 slugging percentage as the Seminoles hit 15 home runs spread among nine different players on the weekend. All nine starters in the lineup against No. 6 Tennessee on February 17 had hit at least one home run over the course of the weekend.
- Throughout the season, fans may have noticed that the FSU players are wearing a smiley face on their neck, drawn with a marker. The smiley faces started on March 17 when Hayden Stone, an 11-year old girl that FSU Softball adopted through the Friends of Jaclyn Foundation, came to our game against Notre Dame after recently having a procedure on her neck. She didn't like how she had a fairly large scar on her neck, and Meghan King mentioned to her how some baseball players, after having Tommy John surgery, have turned those scars into smiley faces with a variety of tattoos to turn a negative into a positive. Hayden happened to have a marker in her backpack that day and Meghan offered to draw a smiley face on Hayden's neck. Hayden asked if Meghan would want a smiley face, and she eagerly accepted. Meghan went on to throw a no-hitter against the Irish and was on ESPN's Sportcenter on March 18 to share the story of Hayden with the nation. For the rest of the season, the Seminole players had smiley faces drawn on their necks to show support for Hayden and to reduce the stigma of her scar.





1981, 1982 AIAW NATIONAL CHAMPIONS • 2018 NCAA NATIONAL CHAMPIONS • 51 ALL-AMERICANS

2019 FINAL STATISTICS

Record: 55-10 Home: 32-4 Away: 14-6 Neutral: 9-0 ACC: 19-5

| Player | avg | gp-gs | ab | r | h | 2b | 3b | hr | rbi | tb | slg% | bb | hp | so | gdp | ob% | sf | sh | sb-att | po | a | e | fld% | |
|-----------------------|------|-------|------|-----|-----|-----|----|-----|-----|------|------|-----|----|-----|-----|------|----|----|---------|------|-----|----|-------|--|
| 24 Sydney Sherrill | .405 | 65-65 | 185 | 60 | 75 | 18 | 0 | 16 | 60 | 141 | .762 | 34 | 1 | 15 | 0 | .489 | 5 | 0 | 8-8 | 64 | 125 | 8 | .959 | |
| 1 Dani Morgan | .377 | 63-63 | 183 | 39 | 69 | 12 | 2 | 14 | 58 | 127 | .694 | 10 | 6 | 15 | 1 | .423 | 2 | 0 | 9-12 | 69 | 3 | 0 | 1.000 | |
| 10 Cali Harrod | .350 | 65-65 | 180 | 73 | 63 | 9 | 2 | 15 | 41 | 121 | .672 | 57 | 1 | 38 | 1 | .508 | 0 | 1 | 43-48 | 57 | 108 | 5 | .971 | |
| 5 Elizabeth Mason | .343 | 60-60 | 169 | 55 | 58 | 15 | 2 | 11 | 57 | 110 | .651 | 30 | 2 | 25 | 0 | .439 | 4 | 0 | 4-5 | 114 | 4 | 2 | .983 | |
| 12 Carsyn Gordon | .335 | 65-64 | 191 | 66 | 64 | 7 | 0 | 15 | 42 | 116 | .607 | 43 | 0 | 25 | 2 | .457 | 0 | 0 | 15-18 | 376 | 4 | 3 | .992 | |
| 6 Zoe Casas | .333 | 59-55 | 150 | 30 | 50 | 7 | 3 | 4 | 31 | 75 | .500 | 19 | 2 | 11 | 2 | .413 | 1 | 0 | 3-3 | 45 | 1 | 1 | .979 | |
| 21 Makinzy Herzog | .316 | 55-52 | 152 | 25 | 48 | 12 | 1 | 3 | 26 | 71 | .467 | 6 | 0 | 16 | 0 | .342 | 0 | 1 | 13-14 | 31 | 13 | 0 | 1.000 | |
| 13 Anna Shelnett | .293 | 58-57 | 147 | 29 | 43 | 8 | 1 | 11 | 35 | 86 | .585 | 13 | 4 | 30 | 0 | .359 | 3 | 0 | 0-0 | 324 | 10 | 4 | .988 | |
| ----- | | | | | | | | | | | | | | | | | | | | | | | | |
| 70 Cassidy Davis | .309 | 58-42 | 123 | 22 | 38 | 7 | 2 | 10 | 43 | 79 | .642 | 16 | 1 | 30 | 1 | .390 | 1 | 0 | 0-0 | 2 | 5 | 2 | .778 | |
| 26 Leslie Farris | .254 | 56-25 | 67 | 13 | 17 | 2 | 4 | 3 | 11 | 36 | .537 | 4 | 0 | 13 | 0 | .296 | 0 | 3 | 2-2 | 58 | 53 | 7 | .941 | |
| 9 Deja Bush | .231 | 49-2 | 13 | 16 | 3 | 0 | 0 | 0 | 1 | 3 | .231 | 4 | 0 | 3 | 0 | .412 | 0 | 0 | 11-14 | 4 | 0 | 0 | 1.000 | |
| 14 Savannah Parker | .214 | 33-8 | 42 | 9 | 9 | 2 | 0 | 3 | 11 | 20 | .476 | 11 | 1 | 12 | 0 | .389 | 0 | 0 | 0-1 | 36 | 0 | 3 | .923 | |
| 44 Morgan Noah | .212 | 34-20 | 52 | 9 | 11 | 2 | 1 | 0 | 6 | 15 | .288 | 3 | 0 | 5 | 0 | .255 | 0 | 0 | 5-7 | 30 | 27 | 4 | .934 | |
| 11 Rock Benavides | .182 | 37-21 | 11 | 2 | 2 | 0 | 0 | 0 | 1 | 2 | .182 | 3 | 1 | 4 | 0 | .400 | 0 | 1 | 0-0 | 12 | 23 | 2 | .946 | |
| 2 Maegan Tomlinson | .000 | 17-0 | 0 | 5 | 0 | 0 | 0 | 0 | 0 | 0 | .000 | 0 | 0 | 0 | 0 | .000 | 0 | 0 | 2-3 | 0 | 0 | 0 | .000 | |
| 32 Kathryn Sandercock | .000 | 3-3 | 0 | 0 | 0 | 0 | 0 | 0 | 0 | 0 | .000 | 0 | 0 | 0 | 0 | .000 | 0 | 0 | 0-0 | 4 | 23 | 0 | 1.000 | |
| 48 Meghan King | .000 | 2-1 | 0 | 0 | 0 | 0 | 0 | 0 | 0 | 0 | .000 | 0 | 0 | 0 | 0 | .000 | 0 | 0 | 0-0 | 5 | 32 | 5 | .881 | |
| Totals | .330 | 65 | 1673 | 454 | 552 | 103 | 18 | 105 | 423 | 1006 | .601 | 256 | 19 | 245 | 7 | .421 | 16 | 6 | 115-135 | 1237 | 434 | 46 | .973 | |
| Opponents | .210 | 65 | 1540 | 135 | 323 | 53 | 11 | 26 | 121 | 476 | .309 | 101 | 32 | 378 | 17 | .272 | 5 | 18 | 22-27 | 1157 | 440 | 68 | .959 | |

LOB - Team (359), Opp (326). DPs turned - Team (24), Opp (26). CI - Team (2), Shelnett, A. 2. IBB - Team (1), Sherrill, S. 1, Opp (6). Picked off - Gordon, C. 1, Morgan, D. 1.

(All games Sorted by Earned run avg)

| Player | era | w-l | app | gs | cg | sho | sv | ip | h | r | er | bb | so | 2b | 3b | hr | b/avg | wp | hp | bk | sfa | sha | | |
|-----------------------|------|-------|-----|----|----|-------|----|-------|-----|-----|-----|-----|-----|-----|----|-----|-------|----|----|----|-----|-----|--|--|
| 48 Meghan King | 1.43 | 30-7 | 42 | 36 | 17 | 9/6 | 3 | 210.1 | 144 | 52 | 43 | 45 | 237 | 29 | 6 | 8 | .187 | 3 | 17 | 0 | 2 | 6 | | |
| 21 Makinzy Herzog | 1.56 | 10-2 | 20 | 14 | 0 | 0/7 | 0 | 71.2 | 45 | 19 | 16 | 25 | 58 | 8 | 1 | 5 | .179 | 4 | 5 | 0 | 0 | 7 | | |
| 32 Kathryn Sandercock | 1.99 | 13-0 | 32 | 11 | 3 | 2/4 | 1 | 91.1 | 88 | 33 | 26 | 15 | 49 | 11 | 3 | 6 | .251 | 2 | 8 | 0 | 3 | 5 | | |
| ----- | | | | | | | | | | | | | | | | | | | | | | | | |
| 27 Kara Bilodeau | 2.39 | 1-0 | 11 | 3 | 0 | 0/4 | 0 | 14.2 | 12 | 9 | 5 | 4 | 16 | 2 | 0 | 3 | .203 | 5 | 0 | 0 | 0 | 0 | | |
| 70 Cassidy Davis | 5.75 | 1-1 | 15 | 1 | 0 | 0/2 | 1 | 24.1 | 34 | 22 | 20 | 12 | 18 | 3 | 1 | 4 | .318 | 6 | 2 | 0 | 0 | 0 | | |
| Totals | 1.87 | 55-10 | 65 | 65 | 20 | 22/11 | 5 | 412.1 | 323 | 135 | 110 | 101 | 378 | 53 | 11 | 26 | .210 | 20 | 32 | 0 | 5 | 18 | | |
| Opponents | 7.19 | 10-55 | 65 | 65 | 17 | 3/0 | 1 | 385.2 | 552 | 454 | 396 | 256 | 245 | 103 | 18 | 105 | .330 | 22 | 19 | 0 | 16 | 6 | | |

PB - Team (8), Shelnett, A. 4, Mason, E. 4, Opp (5). Pickoffs - Team (0), Opp (2). SBA/ATT - Shelnett, A. (21-26), King, M. (8-10), Herzog, M. (6-8), Sandercock K (6-7), Davis, C. (2-2), Mason, E. (1-1).





10 WCWS APPEARANCES • 17 ACC CHAMPIONSHIPS • 32 NCAA APPEARANCES

2019 ACC STANDINGS AND RESULTS

| Atlantic | Conference | | | | | | Overall | | | | | | |
|-----------------------|------------|----------|-------------|-------------|------------|------------|-----------|-----------|----------|-------------|-------------|-------------|------------|
| | W | L | Pct | Hm | Rd | Neu | W | L | T | Pct | Hm | Rd | Neu |
| Florida State* | 19 | 5 | .792 | 11-1 | 8-4 | 0-0 | 55 | 10 | 0 | .846 | 32-4 | 14-6 | 9-0 |
| Notre Dame | 18 | 6 | .750 | 10-2 | 8-4 | 0-0 | 37 | 18 | 0 | .673 | 12-2 | 10-7 | 15-9 |
| Louisville | 12 | 12 | .500 | 8-4 | 4-8 | 0-0 | 35 | 23 | 0 | .603 | 16-6 | 8-10 | 11-7 |
| NC State | 9 | 15 | .375 | 4-8 | 5-7 | 0-0 | 31 | 27 | 0 | .534 | 15-13 | 10-10 | 6-4 |
| Syracuse | 8 | 16 | .333 | 4-8 | 4-8 | 0-0 | 21 | 32 | 0 | .396 | 8-8 | 6-16 | 7-8 |
| Boston College | 4 | 20 | .167 | 4-8 | 0-12 | 0-0 | 18 | 35 | 0 | .340 | 8-12 | 5-16 | 5-7 |
| Coastal | | | | | | | | | | | | | |
| Virginia Tech* | 20 | 4 | .833 | 8-4 | 12-0 | 0-0 | 47 | 11 | 1 | .810 | 15-5 | 19-4 | 13-2 |
| North Carolina | 17 | 7 | .708 | 9-3 | 8-4 | 0-0 | 38 | 20 | 0 | .655 | 18-7 | 12-5 | 8-8 |
| Duke | 11 | 13 | .458 | 4-8 | 7-5 | 0-0 | 25 | 31 | 0 | .446 | 14-14 | 8-10 | 3-7 |
| Georgia Tech | 11 | 13 | .458 | 8-4 | 3-9 | 0-0 | 31 | 27 | 0 | .534 | 18-8 | 9-17 | 4-2 |
| Virginia | 8 | 16 | .333 | 4-8 | 4-8 | 0-0 | 22 | 31 | 0 | .415 | 10-9 | 8-16 | 4-6 |
| Pitt | 7 | 17 | .292 | 4-8 | 3-9 | 0-0 | 13 | 41 | 0 | .241 | 4-13 | 6-17 | 3-11 |

Record vs. Non-ACC Opponents: 229-162-1, .585; * - Division Champion; **Bold** - Conference Tournament Champion

ACC Tournament Results

Tallahassee, Fla., May 8-11

Wednesday

#8 NC State d. #9 Syracuse 4-3

#7 Georgia Tech d. #10 Virginia 8-0

Thursday

#8 NC State d. #1 Virginia Tech 3-2

#4 North Carolina d. #5 Louisville 9-3

#2 Florida State d. #7 Ga. Tech 7-0

#3 Notre Dame d. #6 Duke 9-2

Friday

#4 North Carolina d. #8 NC State 6-1

#2 Florida State d. #3 Notre Dame 2-0

Saturday

#2 Florida State d. #4 No. Carolina 8-0

ACC All-Tournament Team

Florida State (3): Meghan King, Sydney Sherrill, Dani Morgan

Georgia Tech (1): Kaylee Ellebracht

North Carolina (3): Leah Murray, Kiani Ramsey, Brittany Pickett

Notre Dame (3): Abby Sweet, Ali Wester, Payton Tidd

NC State (1): Sam Russ

ACC Tournament Most Valuable Player: Meghan King, FS

NCAA Tournament Results

Regionals, May 17-19

Super Regionals, May 23-26

College World Series, May 30-June 5

Regionals at Tallahassee, Fla.

Florida State d. Bethune-Cookman 8-0

Florida State d. USF 12-1

Florida State d. South Carolina 7-6

Regionals at Lexington, Ky.

Virginia Tech d. Illinois 6-2

Kentucky d. Virginia Tech 8-1

Virginia Tech d. Illinois 5-1

Kentucky d. Virginia Tech 11-1

Regionals at Evanston, Ill.

Louisville d. Southern Illinois 9-5

Louisville d. Northwestern 2-1

Northwestern d. Louisville 7-0

Northwestern d. Louisville 4-3

Regionals at Knoxville, Tenn.

Ohio State d. North Carolina 1-0

North Carolina d. Longwood 5-3

North Carolina d. Tennessee 1-0

Tennessee d. North Carolina 2-0

Regionals at Norman, Okla.

Wisconsin d. Notre Dame 4-2

Notre Dame d. UMBC 2-0

Wisconsin d. Notre Dame 5-4

Super Regionals at Tallahassee, Fla.

Oklahoma State d. Florida State 3-1

Florida State d. Oklahoma State 4-1

Oklahoma State d. Florida State 3-2

All-Atlantic Coast Conference Team

First Team

Carsyn Gordon FS

Meghan King FS

Sydney Sherrill FS

Katie Krzus GT

Kristina Bukhardt NC

Brittany Pickett NC

Cait Brooks ND

Melissa Rochford ND

Payton Tidd ND

Lacy Smith VA

Jayne Bailey VT

Kelsey Bennett VT

Carrie Eberle VT

Keely Rochard VT

Emma Strouth VT

Second Team

Lexi DiEmmanuele BC

Emme Martinez BC

Payton St. George DU

Elizabeth Mason FS

Anna Shelnett FS

Cameron Stanford GT

Sydney Melton UL

Megan Dray NC

Leah Murray NC

Kiani Ramsey NC

Sam Russ ST

Emma Clark ND

Katie Marino ND

Olivia Gray UP

Hunter Levesque UP

ACC All-Freshman Team

Makinzy Herzog FS

Kathryn Sandercock FS

Bailee Zeitler GT

Charley Butler UL

Rebecca Chung UL

Hannah George NC

Emma Clark ND

Payton Tidd ND

Jayne Bailey VT

Kelsey Bennett VT

ACC Player of the Year Cait Brooks, ND

ACC Pitcher of the Year Carrie Eberle, VT

ACC Freshman of the Year Kelsey Bennett, FS

ACC Defensive Player of the Year Sydney Sherrill, FS

ACC Coach of the Year Pete D'Amour, VT

NFCA All-Americans

Cait Brooks, ND 1st Tm

Sydney Sherrill, FS 1st Tm

Meghan King, FS 2nd Tm

ACC Players of the Week

Feb. 12 Caitlyn Nolan, VT

Feb. 19 Zoe Casas, FS

Feb. 26 Cali Harrod, FS & Brigitte Nordberg, ST

March 5 Katie Marino, ND and Kelsey Bennett, VT

March 12 Lacy Smith, VA

March 19 Rebecca Chung, UL and Cait Brooks, ND

March 26 Carsyn Gordon, FS

April 2 Kristina Foreman, DU and Kelsey Bennett, VT

April 9 MK Bonamy, ND

April 16 Emma Strouth, VT and Brittany Pickett, NC

April 23 Taylor Roby, UL

April 30 Hayley Busby, VA

May 6 Anna Shelnett, FS

ACC Pitchers of the Week

Feb. 12 Meghan King, FS and Keely Rochard, VT

Feb. 19 Brittany Pickett, NC and Keely Rochard, VT

Feb. 26 Meghan King, FS

March 5 Payton Tidd, ND and Carrie Eberle, VT

March 12 Sydney Nester, ST

March 19 Meghan King, FS and Brittany Pickett, NC

March 26 Meghan King, FS

April 2 Meghan King, FS

April 9 Danielle Watson, UL and Brittany Pickett, NC

April 16 Keely Rochard, VT

April 23 Hannah George, NC

April 30 Meghan King, FS

May 6 Payton Tidd, ND

All-ACC Academic Team

Duke (4): Dejanee Davis, Jameson Kavel, Kristina Foreman, Peyton St. George

Florida State (5): Cassidy Davis, Kathryn Sandercock, Carsyn Gordon, Anna Shelnett, Dani Morgan

Georgia Tech (3): Katherine Krzus, Bailee Zeitler, Cameron Stanford

Louisville (5): Rebecca Chung, Sidney Melton, Celene Funk, Danielle Watson, Megan Hensley

North Carolina (3): Leah Murray, Kiani Ramsey, Brittany Pickett

NC State (1): Samantha Russ

Notre Dame (3): Cait Brooks, Katie Marino, Emma Clark

Pitt (1): Olivia Gray

Syracuse (1): Alexa Romero

Virginia (1): Lacy Smith

Virginia Tech (3): Jayme Bailey, Caitlyn Nolan, Carrie Eberle

ACC Softball Scholar-Athlete of the Year: Carrie Eberle, VT

CoSIDA Academic All-American: Celene Funke, UL 1st Tm

Final USA Today/NFCA Division I Poll

- UCLA 14. Northwestern
- Oklahoma 15. Mississippi
- Washington 16. Kentucky
- Alabama 17. Georgia
- Arizona 18. Louisiana
- Oklahoma State 19. Texas Tech
- Florida 20. Michigan
- Minnesota 21. South Carolina
- Florida State 22. Auburn
- LSU 23. Virginia Tech
- Texas 24. Arizona State
- Tennessee 25. Wisconsin
- James Madison

Final ESPN/USA Softball Poll

- UCLA 14. Mississippi
- Oklahoma 15. Kentucky
- Washington 16. Northwestern
- Alabama 17. Louisiana
- Arizona 18. Michigan
- Oklahoma State 19. Texas Tech
- Florida 20. Georgia
- Minnesota 21. Virginia Tech
- Florida State 22. Wisconsin
- Texas 23. Auburn
- Tennessee and South Carolina
- LSU 25. Drake
- James Madison

2019 Individual ACC Statistical Leaders

Batting Average: Ali Wester, ND 438

Home Runs: Cait Brooks, ND 20

Runs Batted In: Emma Strouth, VT 68

Runs Scored: Cali Harrod, FS 73

Base Hits: Ali Wester, ND 88

Doubles: Breanna Roper, GT 18

Sydney Sherrill, FS 18

Triples: Celene Funke, UL 13

Stolen Bases: Cali Harrod, FS 43

Slugging Percentage: Cait Brooks, ND 857

Earned Run Average: Meghan King, FS 1.43

Victories: Meghan King, FS 30

Strikeouts: Meghan King, FS 237

Saves: Alexis Holloway, ND 4

Brittany Pickett, ND 4

2019 Team ACC Statistical Leaders

Batting Average: Virginia Tech 334

Earned Run Average: Florida State 1.87

Fielding Percentage: Duke 973

Florida State 973

Scoring: Florida State 6.987



2019 TEAM GAME HIGHS

Batting

| | | | |
|------------------|----|---|--------------------------------------------------------|
| At bats: | 39 | - | at North Carolina (Apr 15, 2019) |
| Runs scored: | 17 | - | vs Minnesota (Feb 16, 2019 at Clearwater, Fla.) |
| Hits: | 18 | - | at Syracuse (May 05, 2019) |
| RBI's: | 16 | - | at Virginia (Mar 31, 2019) |
| Doubles: | 6 | - | vs Samford (Feb 24, 2019) |
| triples: | 2 | - | vs Minnesota (Feb 16, 2019 at Clearwater, Fla.) |
| | 2 | - | vs Toledo (3/2/19 at Orlando, Fla.) |
| | 2 | - | at North Carolina (Apr 14, 2019) |
| Home runs: | 6 | - | vs South Florida (May 18, 2019) |
| Total bases: | 36 | - | at Syracuse (May 05, 2019) |
| Walks: | 9 | - | vs Florida Atlantic (Feb 17, 2019 at Clearwater, Fla.) |
| Strikeouts: | 10 | - | at Arizona (Mar 08, 2019) |
| Sac hits: | 1 | - | (6 times) |
| Sac flies: | 1 | - | (16 times) |
| Stolen bases: | 7 | - | vs Toledo (3/2/19 at Orlando, Fla.) |
| Hit by pitch: | 2 | - | vs Florida Atlantic (Feb 17, 2019 at Clearwater, Fla.) |
| | 2 | - | at Virginia (Mar 31, 2019) |
| Caught stealing: | 4 | - | at Louisville (Apr 08, 2019) |
| Runners LOB: | 13 | - | vs Florida Atlantic (Feb 17, 2019 at Clearwater, Fla.) |
| Hit into DP: | 2 | - | (4 times) |

Fielding

| | | | |
|---------------|----|---|-------------------------------------------------|
| Putouts: | 27 | - | vs Oklahoma State (May 23, 2019) |
| Assists: | 18 | - | vs UNCW (Feb 08, 2019) |
| | 18 | - | vs Toledo (3/2/19 at Orlando, Fla.) |
| Errors: | 4 | - | vs Oklahoma State (May 25, 2019) |
| Passed balls: | 2 | - | vs Minnesota (Feb 16, 2019 at Clearwater, Fla.) |
| DPs turned: | 2 | - | vs Oklahoma (Feb 15, 2019 at Clearwater, Fla.) |
| | 2 | - | at Syracuse (May 05, 2019) |
| | 2 | - | vs Notre Dame (May 10, 2019) |

Pitching

| | | | |
|------------------|-----|---|--------------------------------------------------------|
| Innings pitched: | 9.0 | - | vs Oklahoma State (May 23, 2019) |
| Runs allowed: | 11 | - | at Arizona (Mar 09, 2019) |
| Earned runs: | 10 | - | at Arizona (Mar 09, 2019) |
| | 10 | - | at Louisville (Apr 08, 2019) |
| Walks allowed: | 7 | - | at North Carolina (Apr 14, 2019) |
| Strikeouts: | 14 | - | at UCF (3/3/19) |
| Hits allowed: | 12 | - | vs Florida Atlantic (Feb 17, 2019 at Clearwater, Fla.) |
| | 12 | - | at Arizona (Mar 09, 2019) |
| | 12 | - | at North Carolina (Apr 15, 2019) |
| Doubles allowed: | 4 | - | at Grand Canyon (Mar 06, 2019) |
| triples allowed: | 2 | - | at Louisville (Apr 06, 2019) |
| | 2 | - | at Louisville (Apr 08, 2019) |
| Homers allowed: | 2 | - | at Arizona (Mar 09, 2019) |
| | 2 | - | at Virginia (Mar 30, 2019) |
| | 2 | - | at North Carolina (Apr 14, 2019) |
| Wild pitches: | 2 | - | vs Minnesota (Feb 16, 2019 at Clearwater, Fla.) |



2019 INDIVIDUAL GAME HIGHS

Batting

| | |
|------------------|-----------------------------------------------------------------|
| At bats: | 5 - (6 times) |
| Runs scored: | 4 - Elizabeth Mason at Grand Canyon (Mar 06, 2019) |
| | 4 - Cali Harrod at Virginia (Mar 31, 2019) |
| Hits: | 4 - Anna Shelnutt at Syracuse (May 05, 2019) |
| | 4 - Cali Harrod vs North Carolina (May 11, 2019) |
| RBI's: | 5 - (4 times) |
| Doubles: | 2 - (8 times) |
| Triples: | 1 - (18 times) |
| Home runs: | 2 - (4 times) |
| Total bases: | 11 - Anna Shelnutt at Syracuse (May 05, 2019) |
| Walks: | 3 - (7 times) |
| Strikeouts: | 3 - Cali Harrod vs Minnesota (Feb 16, 2019 at Clearwater, Fla.) |
| | 3 - Cali Harrod vs Notre Dame (Mar 16, 2019) |
| | 3 - Cassidy Davis vs NC State (Mar 23, 2019) |
| Sac hits: | 1 - (6 times) |
| Sac flies: | 1 - (16 times) |
| Stolen bases: | 3 - Cali Harrod vs Toledo (3/2/19 at Orlando, Fla.) |
| Hit by pitch: | 1 - (19 times) |
| Caught stealing: | 2 - Dani Morgan at Louisville (Apr 08, 2019) |
| Runners LOB: | 6 - Anna Shelnutt at Arizona (Mar 08, 2019) |

Fielding

| | |
|---------------|---------------------------------------------------------------------|
| Putouts: | 17 - Carsyn Gordon vs UNCW (Feb 08, 2019) |
| Assists: | 11 - Sydney Sherrill vs Toledo (3/2/19 at Orlando, Fla.) |
| Errors: | 1 - (46 times) |
| Passed balls: | 2 - Elizabeth Mason vs Minnesota (Feb 16, 2019 at Clearwater, Fla.) |

Pitching

| | |
|------------------|------------------------------------------------------------------------------|
| Innings pitched: | 8.0 - Meghan King vs Oklahoma State (May 23, 2019) |
| Runs allowed: | 8 - Meghan King at Louisville (Apr 08, 2019) |
| Earned runs: | 8 - Meghan King at Louisville (Apr 08, 2019) |
| Walks allowed: | 5 - Meghan King vs South Carolina (May 19, 2019) |
| Strikeouts: | 14 - Meghan King at UCF (3/3/19) |
| Hits allowed: | 10 - Kathryn Sandercock vs Florida Atlantic (Feb 17, 2019 at Clearwater, FL) |
| Doubles allowed: | 4 - Meghan King at Grand Canyon (Mar 06, 2019) |
| Triples allowed: | 2 - Meghan King at Louisville (Apr 06, 2019) |
| | 2 - Meghan King at Louisville (Apr 08, 2019) |
| Homers allowed: | 1 - (26 times) |
| Wild pitches: | 2 - Kara Bilodeau vs Elon (Feb 22, 2019) |
| Hit batters: | 3 - Meghan King vs Georgia Tech (May 09, 2019) |



2019 GAME-BY-GAME RESULTS

| Date | Opponent | Score | Inns | Overall | ACC | Pitcher of record | Attend | Time |
|----------------|---------------------|--------|------|---------|--------|-----------------------|--------|------|
| Feb 08, 2019 | UNCW | w 7-2 | 7 | 1-0-0 | 0-0-0 | Sandercock K (W 1-0) | 737 | 1:48 |
| Feb 08, 2019 | IOWA STATE | w 1-0 | 7 | 2-0-0 | 0-0-0 | King, M. (W 1-0) | 737 | 1:35 |
| Feb 09, 2019 | UNCG | w 8-0 | 5 | 3-0-0 | 0-0-0 | Sandercock K (W 2-0) | 856 | 1:26 |
| Feb 09, 2019 | IOWA STATE | w 5-0 | 7 | 4-0-0 | 0-0-0 | King, M. (W 2-0) | 856 | 1:37 |
| Feb 10, 2019 | UNCW | w 10-0 | 5 | 5-0-0 | 0-0-0 | Bilodeau, K. (W 1-0) | 608 | 1:22 |
| Feb 15, 2019 | vs Ohio State | w 3-1 | 7 | 6-0-0 | 0-0-0 | King, M. (W 3-0) | 751 | 2:08 |
| Feb 15, 2019 | vs #3 Oklahoma | w 7-4 | 7 | 7-0-0 | 0-0-0 | Sandercock K (W 3-0) | 1012 | 2:16 |
| Feb 16, 2019 | vs #8 LSU | w 9-1 | 6 | 8-0-0 | 0-0-0 | King, M. (W 4-0) | 1117 | 2:08 |
| Feb 16, 2019 | vs Minnesota | w 17-6 | 7 | 9-0-0 | 0-0-0 | Sandercock K (W 4-0) | 684 | 2:59 |
| Feb 17, 2019 | vs Florida Atlantic | w 10-5 | 7 | 10-0-0 | 0-0-0 | Sandercock K (W 5-0) | 978 | 2:30 |
| Feb 17, 2019 | vs #6 Tennessee | w 5-2 | 7 | 11-0-0 | 0-0-0 | King, M. (W 5-0) | 1128 | 2:01 |
| Feb 20, 2019 | SOUTH ALABAMA | w 4-1 | 7 | 12-0-0 | 0-0-0 | King, M. (W 6-0) | 609 | 2:06 |
| Feb 22, 2019 | ELON | w 15-1 | 5 | 13-0-0 | 0-0-0 | Sandercock K (W 6-0) | 661 | 1:39 |
| Feb 22, 2019 | LIPSCOMB | w 13-0 | 5 | 14-0-0 | 0-0-0 | King, M. (W 7-0) | 661 | 1:45 |
| Feb 23, 2019 | SAMFORD | w 13-0 | 5 | 15-0-0 | 0-0-0 | Herzog, M. (W 1-0) | 917 | 1:49 |
| Feb 23, 2019 | LIPSCOMB | w 14-2 | 5 | 16-0-0 | 0-0-0 | Sandercock K (W 7-0) | 917 | 1:37 |
| Feb 24, 2019 | SAMFORD | w 13-1 | 5 | 17-0-0 | 0-0-0 | King, M. (W 8-0) | 659 | 1:28 |
| 3/2/19 | vs Toledo | w 5-4 | 7 | 18-0-0 | 0-0-0 | Davis, C. (W 1-0) | 0 | 1:50 |
| 3/2/19 | vs Louisiana Tech | w 4-0 | 7 | 19-0-0 | 0-0-0 | King, M. (W 9-0) | 0 | 1:30 |
| 3/3/19 | vs Dartmouth | w 8-4 | 7 | 20-0-0 | 0-0-0 | Herzog, M. (W 2-0) | 0 | 2:00 |
| 3/3/19 | at UCF | w 2-1 | 7 | 21-0-0 | 0-0-0 | King, M. (W 10-0) | 1161 | 2:04 |
| 3/4/19 | at UCF | w 9-3 | 7 | 22-0-0 | 0-0-0 | Herzog, M. (W 3-0) | 844 | 2:12 |
| Mar 06, 2019 | at Grand Canyon-1 | L 3-5 | 7 | 22-1-0 | 0-0-0 | King, M. (L 10-1) | 897 | 1:50 |
| Mar 06, 2019 | at Grand Canyon-2 | w 11-1 | 6 | 23-1-0 | 0-0-0 | Sandercock K (W 8-0) | 690 | 2:00 |
| Mar 08, 2019 | at #12 Arizona | w 5-3 | 7 | 24-1-0 | 0-0-0 | King, M. (W 11-1) | 2895 | 2:02 |
| Mar 09, 2019 | at #12 Arizona | L 3-11 | 5 | 24-2-0 | 0-0-0 | Herzog, M. (L 3-1) | 2841 | 1:47 |
| Mar 10, 2019 | at #12 Arizona | w 4-3 | 7 | 25-2-0 | 0-0-0 | King, M. (W 12-1) | 2747 | 1:59 |
| * Mar 15, 2019 | NOTRE DAME | w 11-1 | 5 | 26-2-0 | 1-0-0 | King, M. (W 13-1) | 650 | 1:28 |
| * Mar 16, 2019 | NOTRE DAME | L 4-7 | 7 | 26-3-0 | 1-1-0 | Davis, C. (L 1-1) | 1076 | 2:29 |
| * Mar 17, 2019 | NOTRE DAME | w 5-0 | 7 | 27-3-0 | 2-1-0 | King, M. (W 14-1) | 814 | 1:41 |
| Mar 19, 2019 | FLORIDA A&M | w 8-0 | 6 | 28-3-0 | 2-1-0 | Herzog, M. (W 4-1) | 557 | 1:25 |
| Mar 20, 2019 | NORTH FLORIDA | w 9-1 | 5 | 29-3-0 | 2-1-0 | Sandercock K (W 9-0) | 589 | 1:08 |
| * Mar 22, 2019 | NC STATE | w 9-0 | 5 | 30-3-0 | 3-1-0 | King, M. (W 15-1) | 754 | 1:22 |
| * Mar 23, 2019 | NC STATE | w 8-6 | 7 | 31-3-0 | 4-1-0 | Herzog, M. (W 5-1) | 1012 | 2:17 |
| * Mar 24, 2019 | NC STATE | w 8-0 | 6 | 32-3-0 | 5-1-0 | King, M. (W 16-1) | 742 | 1:52 |
| * Mar 29, 2019 | at Virginia | w 11-0 | 5 | 33-3-0 | 6-1-0 | King, M. (W 17-1) | 376 | 1:31 |
| * Mar 30, 2019 | at Virginia | w 8-2 | 7 | 34-3-0 | 7-1-0 | Sandercock K (W 10-0) | 844 | 2:14 |
| * Mar 31, 2019 | at Virginia | w 16-3 | 5 | 35-3-0 | 8-1-0 | King, M. (W 18-1) | 425 | 1:55 |
| Apr 03, 2019 | at #8 Florida | w 2-0 | 7 | 36-3-0 | 8-1-0 | King, M. (W 19-1) | 2403 | 1:58 |
| * Apr 06, 2019 | at Louisville-1 | L 0-2 | 7 | 36-4-0 | 8-2-0 | King, M. (L 19-2) | - | 1:37 |
| * Apr 06, 2019 | at Louisville-2 | w 4-1 | 7 | 37-4-0 | 9-2-0 | Herzog, M. (W 6-1) | 994 | 1:52 |
| * Apr 08, 2019 | at Louisville | L 9-10 | 7 | 37-5-0 | 9-3-0 | King, M. (L 19-3) | 429 | 2:18 |
| * Apr 14, 2019 | at North Carolina | w 8-6 | 7 | 38-5-0 | 10-3-0 | King, M. (W 20-3) | 485 | 2:19 |
| * Apr 15, 2019 | at North Carolina-1 | L 5-6 | (9) | 38-6-0 | 10-4-0 | King, M. (L 20-4) | 412 | 2:40 |
| * Apr 15, 2019 | at North Carolina-2 | L 0-1 | 7 | 38-7-0 | 10-5-0 | King, M. (L 20-5) | 412 | 1:48 |
| Apr 17, 2019 | #6 FLORIDA | L 0-4 | 7 | 38-8-0 | 10-5-0 | Herzog, M. (L 6-2) | 1818 | 2:08 |
| * Apr 19, 2019 | BOSTON COLLEGE | w 5-0 | 7 | 39-8-0 | 11-5-0 | King, M. (W 21-5) | 927 | 1:35 |
| * Apr 20, 2019 | BOSTON COLLEGE | w 7-0 | 7 | 40-8-0 | 12-5-0 | Herzog, M. (W 7-2) | 1011 | 1:28 |
| * Apr 21, 2019 | BOSTON COLLEGE | w 4-0 | 7 | 41-8-0 | 13-5-0 | Sandercock K (W 11-0) | 603 | 1:35 |
| Apr 24, 2019 | TROY | w 4-1 | 7 | 42-8-0 | 13-5-0 | King, M. (W 22-5) | 491 | 1:32 |
| * Apr 26, 2019 | DUKE | w 8-0 | 5 | 43-8-0 | 14-5-0 | King, M. (W 23-5) | 1723 | 1:21 |
| * Apr 27, 2019 | DUKE | w 3-2 | 7 | 44-8-0 | 15-5-0 | Herzog, M. (W 8-2) | 1177 | 1:49 |
| * Apr 28, 2019 | DUKE | w 8-1 | 7 | 45-8-0 | 16-5-0 | King, M. (W 24-5) | 1047 | 1:58 |
| * May 03, 2019 | at Syracuse | w 8-0 | 6 | 46-8-0 | 17-5-0 | King, M. (W 25-5) | 150 | 1:51 |
| * May 04, 2019 | at Syracuse | w 9-1 | 5 | 47-8-0 | 18-5-0 | Herzog, M. (W 9-2) | 543 | 1:42 |
| * May 05, 2019 | at Syracuse | w 14-5 | 5 | 48-8-0 | 19-5-0 | King, M. (W 26-5) | 417 | 1:56 |
| May 09, 2019 | GEORGIA TECH | w 7-0 | 7 | 49-8-0 | 19-5-0 | King, M. (W 27-5) | 880 | 2:08 |
| May 10, 2019 | NOTRE DAME | w 2-0 | 7 | 50-8-0 | 19-5-0 | King, M. (W 28-5) | 787 | 1:56 |
| May 11, 2019 | NORTH CAROLINA | w 8-0 | 6 | 51-8-0 | 19-5-0 | King, M. (W 29-5) | 1094 | 1:57 |
| May 17, 2019 | BETHUNE-COOKMAN | w 8-0 | 5 | 52-8-0 | 19-5-0 | Herzog, M. (W 10-2) | 1033 | 1:30 |
| May 18, 2019 | SOUTH FLORIDA | w 12-1 | 5 | 53-8-0 | 19-5-0 | Sandercock K (W 12-0) | 1178 | 1:53 |
| May 19, 2019 | #21 SOUTH CAROLINA | w 7-6 | 7 | 54-8-0 | 19-5-0 | Sandercock K (W 13-0) | 1063 | 2:29 |
| May 23, 2019 | #13 OKLAHOMA STATE | L 1-3 | (9) | 54-9-0 | 19-5-0 | King, M. (L 29-6) | 1331 | 2:28 |
| May 24, 2019 | #13 OKLAHOMA STATE | w 4-1 | 7 | 55-9-0 | 19-5-0 | King, M. (W 30-6) | 1550 | 2:05 |
| May 25, 2019 | #13 OKLAHOMA STATE | L 2-3 | 7 | 55-10-0 | 19-5-0 | King, M. (L 30-7) | 1426 | 2:11 |

* = Conference game
() extra inning game



10 WCWS APPEARANCES • 17 ACC CHAMPIONSHIPS • 32 NCAA APPEARANCES

LAST TIME IT HAPPENED

TEAM

| | |
|-------------------------------------------|-------------------------------------------------------------------------------------------------------------------|
| Defeated a No. 1 team | vs. No. 1 Oregon - WCWS (4-1), June 2, 2018 |
| Defeated a top-five team | vs. No. 3 Oklahoma (7-4), February 15, 2019 |
| Defeated a top-10 team | at No. 8 Florida (2-0), April 3, 2019 |
| Defeated a top-25 team | vs. No. 13 Oklahoma State - NCAA Super Regionals (4-1), May 24, 2019 |
| Won when trailing after six innings | vs. Pitt - ACC Championship Game (5-4), May 12, 2018 |
| Lost when leading after six innings | vs. Troy (4-6 in 8 inn), March 18, 2015 |
| Scored 10-14 runs | at Syracuse (14-5), May 5, 2019 |
| Scored 15-19 runs | at Virginia (16-3), March 31, 2019 |
| Scored 20 or more runs | vs. Bethune-Cookman (20), February 10, 2013 |
| Allowed 5-9 runs | at Syracuse (5), May 5, 2019 |
| Allowed 10-14 runs | at Louisville (9-10), April 8, 2019 |
| Allowed 15 or more runs | vs. No. 13 Michigan - NCAA Super Regionals (3-17), May 22, 2014 |
| Recorded 10-14 hits | vs. North Carolina (11), May 11, 2019 |
| Recorded 15 or more hits | at Syracuse (18), May 5, 2019 |
| Hit five doubles | at Virginia, March 30, 2019 |
| Hit six doubles | vs. Samford, February 24, 2019 |
| Hit seven or more doubles | at Georgia Tech (7), April 1, 2018 |
| Hit two triples | vs. Toledo, March 2, 2019 |
| Hit three or more triples | vs. No. 19 Louisiana (3), April 4, 2018 |
| Hit three home runs | vs. Georgia Tech - ACC, May 9, 2019 |
| Hit four home runs | at Syracuse, May 5, 2019 |
| Hit five or more home runs | vs. No. 3 Oklahoma (5), February 15, 2019 |
| Hit back-to-back home runs | vs. USF - NCAA Regionals (Carsyn Gordon and Sydney Sherrill), May 18, 2019 |
| Hit three consecutive home runs | vs. USF - NCAA Regionals (Cali Harrod, Carsyn Gordon and Sydney Sherrill), May 18, 2019 |
| Hit four consecutive home runs | vs. USF - NCAA Regionals (Zoe Casas, Cali Harrod, Carsyn Gordon and Sydney Sherrill), May 18, 2019 |
| Hit three home runs in an inning | vs. USF - NCAA Regionals (Cali Harrod, Carsyn Gordon and Sydney Sherrill - fifth inning), May 18, 2019 |
| Hit four home runs in an inning | vs. USF - NCAA Regionals (Zoe Casas, Cali Harrod, Carsyn Gordon and Sydney Sherrill - fifth inning), May 18, 2019 |
| Stole six bases | vs. UNCW, February 8, 2019 |
| Stole seven bases | vs. Toledo, March 2, 2019 |
| Stole eight or more bases | vs. No. 20 Notre Dame - ACC Championship (8), May 14, 2016 |
| Drew 10 or more walks | vs. Jacksonville State (10) - NCAA Regionals, May 20, 2018 |
| Did not draw a walk | vs. Florida A&M, March 19, 2019 |
| Did not strikeout | vs. Bethune-Cookman - NCAA Regionals, May 17, 2019 |
| Shutout a team | vs. Bethune-Cookman - NCAA Regionals (8-0 in five innings), May 17, 2019 |
| Was shutout | vs. No. 6 Florida (0-4), April 17, 2019 |
| Pitched a no-hitter | vs. NC State (Meghan King), March 22, 2019 |
| Pitched a perfect game | vs. Northern Iowa (Meghan King & Cassidy Davis), 9-0 in five innings, February 23, 2018 |
| Was no-hit | vs. No. 6 Oregon (Megan Kleist), FSU won 2-1, March 4, 2018 |

INDIVIDUAL

| | |
|----------------------------------------------------|----------------------------------------------------------------------------------------|
| Recorded five or more at bats | Dani Morgan (5), at North Carolina, April 15, 2019 |
| Scored four or more runs in a game | Cali Harrod (4), at Virginia, March 31, 2019 |
| Had four or more hits in a game | Cali Harrod (4), vs. North Carolina - ACC, May 11, 2019 |
| Had at least a 10-game hitting streak | Makinzy Herzog (15), March 2-20, 2019 |
| Had at least a 15-game hitting streak | Makinzy Herzog (15), March 2-20, 2019 |
| Hit two doubles in a game | Elizabeth Mason, at Virginia, March 31, 2019 |
| Hit three or more doubles in a game | Carsyn Gordon (3), at Georgia Tech, April 1, 2018 |
| Hit two or more triples in a game | Dani Morgan (2), at Syracuse, April 8, 2017 |
| Hit two or more home runs in a game | Anna Shelnutt (2), at Syracuse, May 5, 2019 |
| Hit two or more home runs in an inning | Anna Shelnutt (three-run, grand slam - third inning), vs. Virginia - ACC, May 11, 2017 |
| Hit a grand slam | Makinzy Herzog, vs. USF - NCAA Regionals, May 18, 2019 |
| Hit for the cycle | Ashley Stager, vs. Virginia, May 1, 2010 |
| Hit a walk-off home run | Carsyn Gordon (solo), vs. Auburn (2-1 in 8 inn) - NCAA Regionals, May 19, 2018 |
| Hit an inside-the-park home run | Carsyn Gordon (solo), vs. Auburn (2-1 in 8 inn) - NCAA Regionals, May 19, 2018 |
| Stole home | Morgan Noah, vs. Toledo, March 2, 2019 |
| Stole three bases in a game | Cali Harrod, vs. Toledo, March 2, 2019 |
| Stole four bases or more in a game | Cali Harrod (4), at North Florida, March 10, 2018 |
| Drew three walks in a game | Cali Harrod, vs. Boston College, April 21, 2019 |
| Drew four or more walks in a game | Carsyn Gordon (4), vs. Jacksonville State - NCAA Regionals, May 20, 2018 |
| Was hit by at least two pitches in a game | Anna Shelnutt (2), vs. Jacksonville State - NCAA Regionals, May 20, 2018 |
| Recorded five RBIs in a game | Anna Shelnutt, at Syracuse, May 5, 2019 |
| Recorded six RBIs in a game | Cassidy Davis, vs. Troy, March 21, 2018 |
| Recorded seven or more RBI in a game | Anna Shelnutt (7), vs. Virginia - ACC, May 11, 2017 |
| Two players had four or more RBI in a game | Cassidy Davis (6) and Sydney Sherrill (4), vs. Troy, March 21, 2018 |
| Three players had four or more RBI in a game | Ellie Cooper (5), Alex Powers (4) and Carsyn Gordon (4), at Syracuse, April 8, 2017 |
| First career hit was a home run | Savannah Parker, vs. Elon, February 22, 2019 |
| Pitched a no-hitter | Meghan King, vs. NC State, March 22, 2019 |
| Pitched a perfect game | Meghan King and Cassidy Davis, vs. Northern Iowa, February 23, 2018 |
| Had 10-14 strikeouts | Meghan King (10), vs. No. 13 Oklahoma State - NCAA Super Regionals, May 23, 2019 |
| Had 15 or more strikeouts | Lacey Waldrop (18), at Florida, March 27, 2013 |
| Won 10-14 consecutive decisions | Kathryn Sandercock (13), February 8 to Present |
| Won 15-20 consecutive decisions | Meghan King (22), April 28, 2018 to March 6, 2019 |
| Won 20 or more consecutive decisions | Meghan King (22), April 28, 2018 to March 6, 2019 |




1981, 1982 AIAW NATIONAL CHAMPIONS • 2018 NCAA NATIONAL CHAMPIONS • 51 ALL-AMERICANS

HALL OF FAME AND ALL-AMERICANS

THE FSU SOFTBALL PROGRAM BOASTS 51 ALL-AMERICANS, AMONG 34 STUDENT-ATHLETES, INCLUDING 13 WHO HAVE EARNED MULTIPLE ALL-AMERICA ACCOLADES



Serita Brooks
2nd Team, 2000



Jessica Burroughs
3rd Team, 2016
1st Team, 2017



Susan Buttery
2nd Team, 1993




Myssi Calkins
2nd Team, 1996
3rd Team, 1997



Darby Cottle-Veazey
1st Team, 1981
1st Team, 1982



Danielle Cox
1st Team, 1999



Tiffany Daniels
2nd Team, 1987
2nd Team, 1989



Lisa Davidson
1st Team, 1993



Natalie Drouin
1982



Renee Espinoza
2nd Team, 1996




Kristy Fuentes
3rd Team, 1997



Toni Gutierrez
2nd Team, 1992



Sarah Hamilton
3rd Team, 2009



Kylee Hanson
2nd Team, 2018



Casey Hunter
2nd Team, 2004



Meghan King
2nd Team, 2019



Morgan Klaevemann
2nd Team, 2017



Christy Larsen
3rd Team, 1991




Cindy Lawton
3rd Team, 1995



Marla Looper
3rd Team, 1993



Leslie Malerich
3rd Team, 2001



Maddie O'Brien
1st Team, 2014



Susan Painter
1982



Alex Powers
2nd Team, 2016
3rd Team, 2017



Toni Robinette
1982



Sydney Sherrill
3rd Team, 2018
1st Team, 2019



Jan Sikes
1st Team, 1981
1st Team, 1982



Brandi Stuart
1st Team, 2002
2nd Team, 2003



Jessica van der Linden
1st Team, 2003
1st Team, 2004



Elisa Vasquez
3rd Team, 2003



Lacey Waldrop
3rd Team, 2013
1st Team, 2014
3rd Team, 2015



Jessie Warren
2nd Team, 2016
1st Team, 2017
2nd Team, 2018



Shamalene Wilson
2nd Team, 1994
3rd Team, 1995
1st Team, 1996



Veronica Wootson
2nd Team, 2004
1st Team, 2006
3rd Team, 2007

Florida State University Athletics Hall of Fame

| | | | | | |
|-------------------------------|-------------------------------|-----------------------------------------|-----------------------------------|-----------------------------------|----------------------------|
| DARBY COTTLE Inducted 1988 | JULIE LARSEN Inducted 1995 | SUSAN PAINTER Inducted 2000 | SHAMALENE WILSON Inducted 2002 | LISA DAVIDSON Inducted 2005 | JAN SIKES Inducted 2008 |
| DANIELLE COX Inducted 2009 | JOANNE GRAF Inducted 2013 | JESSICA VAN DER LINDEN Inducted 2014 | BRANDI STUART Inducted 2015 | VERONICA WOOTSON Inducted 2018 | |

Retired Jerseys





10 WCWS APPEARANCES • 17 ACC CHAMPIONSHIPS • 32 NCAA APPEARANCES

HONORS AND AWARDS

ALL-REGION

- 1982 Darby Cottle, Toney Donaldson, Natalie Drouin, Susan Painter, Toni Robinette, Kelly Shaw, Jan Sikes
- 1984 Greta Bahn, Laurie Holler - 1st team
Teresa Collins - 2nd team
- 1985 Greta Bahn, Laurie Holler, Tina Kyler, Julie Larsen - 1st team
- 1986 Carolyn Fiero, Julie Larsen - 1st team
Laurie Holler - 2nd team
- 1987 Tiffany Daniels, Carolyn Fiero, Julie Larsen - 1st team
- 1988 Tiffany Daniels, Christy Larsen - 1st team
Julie Larsen - 2nd team
- 1989 Debbie DeJohn, Christy Larsen, Lori Crouse - 1st team
- 1990 Christy Larsen, Penny Siqueiros - 1st team
Debbie DeJohn, Julie Rice - 2nd team
Christy Larsen - 1st team
- 1991 Susan Buttery, Toni Gutierrez - 1st team
Leslie Adams, Shannan Mitchem, Penny Siqueiros - 2nd team
Leslie Barton - Honorable Mention
- 1993 Lisa Davidson, Marla Looper, Leslie Adams, Susan Buttery - 1st team
Leslie Barton, Toni Gutierrez - 2nd team
- 1994 Marla Looper, Laurie Shepard, Shamalene Wilson - 1st team
Rebecca Aase, Lisa Davidson, Cindy Lawton - 2nd team
- 1995 Renee Espinoza, Kristy Hull, Cindy Lawton, Laurie Shepard, Shamalene Wilson - 1st team
- 1996 Myssi Calkins, Renee Espinoza, Shamalene Wilson - 1st team
Kristy Hull - 2nd team
- 1997 Myssi Calkins, Kristy Fuentes, Misty Molin - 1st team
Wendy Braye, Kristy Hull - 2nd team
- 1998 Dana Bailey, Corrie Williams - 1st team
Christy Cerecedes, Kristy Hull, Jennifer White - 2nd team
- 1999 Danielle Cox - 1st team
Christy Cerecedes - 2nd team
- 2000 Staci Brandon, Serita Brooks - 1st team
Leslie Malerich - 2nd team
- 2001 Leslie Malerich, Jennifer White-Cody, Robyn Gauger - 1st team
Serita Brooks, Brandi Stuart, Kimmy Carter - 2nd team
- 2002 Brandi Stuart - 1st team
Jessica van der Linden, Kimmy Carter - 2nd team
- 2003 Elisa Vasquez, Brandi Stuart, Jessica van der Linden - 1st team
Casey Hunter - 2nd team
- 2004 Jessica van der Linden, Casey Hunter, Veronica Wootson, Elisa Vasquez - 1st team
Natasha Jacob, Lesley Palmer - 2nd team
- 2006 Yuruby Alicart, Natasha Jacob, Veronica Wootson - 1st team
- 2007 Veronica Wootson, Yuruby Alicart - 1st team
Whitney Buckmon, Carly Wynn - 2nd team
- 2009 Sarah Hamilton, Kaleigh Rafter - 1st team
- 2010 Sarah Hamilton, Carly Wynn - 2nd team
- 2012 Tiffani Brown, Shayla Jackson - 2nd team
- 2013 Morgan Bullock, Lacey Waldrop - 2nd team
- 2014 Maddie O'Brien, Courtney Senas, Lacey Waldrop - 1st team
Lacey Waldrop - 1st team
Jessie Warren - 2nd team
Morgan Klaevemann - 3rd team
- 2016 Alex Powers - 1st Team
Jessica Burroughs, Ellie Cooper, Jessie Warren - 2nd Team
Morgan Klaevemann - 3rd Team
- 2017 Jessica Burroughs, Alex Powers, Jessie Warren, Morgan Klaevemann - 1st Team
Sydney Broderick - 2nd Team
Meghan King - 3rd Team
- 2018 Kylee Hanson, Carsyn Gordon - 1st team
Jessie Warren, Sydney Sherrill - 2nd team
Meghan King - 3rd team
- 2019 Meghan King, Carsyn Gordon, Dani Morgan, Elizabeth Mason - 1st team
Sydney Sherrill, Cali Harrod, Makinzy Herzog, Cassidy Davis - 2nd team

ALL-ATLANTIC COAST CONFERENCE

- 1992 Rebecca Aase, Leslie Adams, Susan Buttery
- 1993 Rebecca Aase, Leslie Barton, Susan Buttery, Lisa Davidson, Toni Gutierrez, Marla Looper

- 1994 Lisa Davidson, Marla Looper, Shamalene Wilson
- 1995 Wendy Braye, Renee Espinoza, Kristy Fuentes, Cindy Lawton, Misty Molin, Laurie Shepard, Shamalene Wilson, Niki Zenger
- 1996 Myssi Calkins, Renee Espinoza, Shamalene Wilson
- 1997 Wendy Braye, Myssi Calkins, Kristy Fuentes, Kristy Hull, Misty Molin
- 1998 Dana Bailey, Kristy Hull, Jesse McGregor, Stacy Venable
- 1999 Danielle Cox, Stacy Venable
- 2000 Staci Brandon, Serita Brooks, Leslie Malerich, Brandi Stuart
- 2001 Serita Brooks, Robyn Gauger, Leslie Malerich, Brandi Stuart, Jessica van der Linden
- 2002 Kimmy Carter, Jessica van der Linden, Leslie Malerich, Brandi Stuart
- 2003 Brandi Stuart, Casey Hunter, Elisa Vasquez, Jessica van der Linden, Tatiana George
- 2004 Casey Hunter, Natasha Jacob, Elisa Vasquez, Jessica van der Linden, Beth Wade, Veronica Wootson
- 2005 Natasha Jacob - 1st team
Casey Hunter, Melissa Wood - 2nd team
- 2006 Yuruby Alicart, Natasha Jacob, Veronica Wootson - 1st team
LaShaun Davis - 2nd team
- 2007 Yuruby Alicart - 1st team
Monica Montez, Whitney Buckmon, Tiffany McDonald, Veronica Wootson - 2nd team
- 2008 Carly Wynn - 1st team
Whitney Buckmon, Tiffany McDonald, Brittany Osmon - 2nd team
- 2009 Sarah Hamilton, Kaleigh Rafter - 1st team
Terese Gober, Carly Wynn - 2nd Team
- 2010 Carly Wynn - 1st Team
Sarah Hamilton, Terese Gober, Ashley Stager - 2nd team
- 2011 Sarah Hamilton, Shayla Jackson, Jen Lapicki - 2nd Team
- 2012 Briana Hamilton, Tiffani Brown, Monica Perry - 1st Team
Lacey Waldrop - 2nd Team
- 2013 Victoria East, Courtney Senas, Lacey Waldrop, Monica Perry - 1st team
Morgan Bullock - 2nd Team
- 2014 Maddie O'Brien, Courtney Senas, Lacey Waldrop - 1st team
Jessica Burroughs - 2nd team
- 2015 Victoria East, Briana Hamilton - 3rd team
Morgan Klaevemann, Lacey Waldrop, Jessie Warren - 1st team
Jessica Burroughs, Ellie Cooper, Maddie O'Brien - 2nd team
Jessica Burroughs, Ellie Cooper, Morgan Klaevemann, Meghan King, Alex Powers, Jessie Warren - 1st team
Carsyn Gordon - 2nd team
- 2017 Jessie Warren, Jessica Burroughs, Morgan Klaevemann, Alex Powers, Meghan King, Sydney Broderick - 1st team
Cali Harrod - 2nd team
Dani Morgan - All-Freshman Team
- 2018 Kylee Hanson, Zoe Casas, Meghan King, Jessie Warren, Sydney Sherrill - 1st team
Carsyn Gordon - 2nd team
Meghan King, Sydney Sherrill, Carsyn Gordon - 1st team
Elizabeth Mason, Anna Shelnutt - 2nd team
Kathryn Sandercock, Makinzy Herzog - All-Freshman Team

ACC PLAYER OF THE YEAR

- 1992 Toni Gutierrez
- 1995 Cindy Lawton
- 1996 Shamalene Wilson
- 2003 Jessica van der Linden
- 2004 Jessica van der Linden
- 2014 Maddie O'Brien
- 2016 Alex Powers
- 2017 Jessie Warren
- 2018 Jessie Warren

ACC DEFENSIVE PLAYER OF THE YEAR

- 2017 Jessie Warren
- 2019 Sydney Sherrill

ACC PITCHER OF THE YEAR

- 2009 Sarah Hamilton

- 2014 Lacey Waldrop
- 2015 Lacey Waldrop
- 2016 Jessica Burroughs
- 2017 Jessica Burroughs
- 2018 Kylee Hanson

ACC FRESHMAN OF THE YEAR

- 1993 Shamalene Wilson
- 1995 Kristy Hull
- 2001 Jessica van der Linden
- 2004 Veronica Wootson
- 2005 Tiffany McDonald
- 2007 Monica Montez
- 2015 Jessie Warren
- 2018 Sydney Sherrill

ACC COACH OF THE YEAR

- 1992 JoAnne Graf
- 1993 JoAnne Graf
- 1997 JoAnne Graf
- 2001 JoAnne Graf
- 2003 JoAnne Graf
- 2004 JoAnne Graf
- 2013 Lonni Alameda
- 2014 Lonni Alameda
- 2015 Lonni Alameda
- 2016 Lonni Alameda
- 2017 Lonni Alameda

NFCA NATIONAL COACHING STAFF OF THE YEAR

- 2018 Florida State

ALL-TOURNAMENT TEAMS

- 1981 **AIAW NATIONAL CHAMPIONSHIPS**
Charlotte Cates, Darby Cottle, Natalie Drouin, Carol O'Domski, Susan Painter
FLORIDA INVITATIONAL
Charlotte Cates, Darby Cottle, Jan Sikes
SOUTH FLORIDA INVITATIONAL
Darby Cottle, Pat Mangan, Carol O'Domski, Venus Ross, Jan Sikes
NORTH CAROLINA STATE INVITATIONAL
Charlotte Cates, Darby Cottle, Toni Robinette, Venus Ross
AIAW REGION III
Darby Cottle, Natalie Drouin, Cathy Gooding, Carol O'Domski, Venus Ross
- 1982 **FLORIDA STATE INVITATIONAL**
Darby Cottle, Cathy Gooding, Susan Painter, Toni Robinette
SOUTH FLORIDA INVITATIONAL
Darby Cottle, Toney Donaldson, Cathy Gooding
NC STATE INVITATIONAL
Darby Cottle, Toney Donaldson, Natalie Drouin, Susan Painter, Jan Sikes, Sandie Williams
AIAW REGIONAL CHAMPIONSHIPS
Darby Cottle, Toney Donaldson, Cathy Gooding, Susan Painter, Toni Robinette, Kelly Shaw, Jan Sikes
AIAW NATIONAL CHAMPIONSHIPS
Darby Cottle, Susan Painter, Toni Robinette, Linda Tyrrell, Sandie Williams
- 1983 **FLORIDA INVITATIONAL**
Cathy Gooding, LeAnn Harrell, Kelly Tillman
- 1983 **SOUTH FLORIDA INVITATIONAL**
Darby Cottle, Toney Donaldson, LeAnn Harrell, Carla Long
FLORIDA STATE INVITATIONAL
Teresa Collins, Toney Donaldson, Cathy Gooding, LeAnn Harrell
NC STATE INVITATIONAL
Theresa Collins, Darby Cottle (MVP), LeAnn Harrell, Carla Long, Cricket Olafson, Sunnie O'Neal, Susan Painter
AIAW STATE CHAMPIONSHIPS
Darby Cottle, LeAnn Harrell, Susan Painter
AIAW NATIONAL CHAMPIONSHIPS
Darby Cottle, Toney Donaldson, LeAnn Harrell, Carla Long, Cricket Olafson, Susan Painter
LADY SEMINOLE INVITATIONAL
Shelley Berube, Cathy Gooding, Tina Kyler (MVP), Leslie Miller, Susan Painter
LADY FLAME INVITATIONAL
Teresa Collins, Tina Kyler
- 1985 **LADY SEMINOLE INVITATIONAL**
Greta Bahn, Laurie Holler, Wendy Rogers
SOUTH CAROLINA INVITATIONAL
Amy Snider
FLORIDA COLLEGIATE CHAMPIONSHIP



HONORS AND AWARDS

| | | | | | |
|------|-------------------------------------------------------------------------------------------------------------------------------------------------------------------------------------------------------------------------------------------------------------------|------|-------------------------------------------------------------------------------------------------------------------------------------------------------------------------------------------------------------------------------------------|------|----------------------------------------------------------------------------------------------------------------------------------------------------------------------------------------------------|
| 1986 | Greta Bahn, Shelley Berube, Tina Kyler, Leslie Miller (MVP), Wendy Rogers LADY SEMINOLE INVITATIONAL Carolyn Fiero, Julie Larsen SOUTH CAROLINA INVITATIONAL Barbara Gillespie, Julie Larsen (MVP) | 2000 | Stacy Venable NCAA LOS ANGELES REGIONAL Serita Brooks, Leslie Malerich, Staci Brandon, Andi Lyons UTC FROST CUTLERY CHALLENGE Leslie Malerich (MVP), Becky Wallace, Brandi Stuart, Teresa Edenfield | 2009 | SEMINOLE CLASSIC Whitney Buckmon, Jessica Gilmore, Allison Collins, Ashley Stager ACC TOURNAMENT Brittany Osmon |
| 1987 | SOUTH FLORIDA INVITATIONAL Tiffany Daniels, Judi Davison, Carolyn Fiero LADY SEMINOLE INVITATIONAL Kari Keith | 2001 | TALLAHASSEE DEMOCRAT / FLORIDA STATE INVITATIONAL Staci Brandon, Serita Brooks ACC TOURNAMENT Leslie Malerich (MVP), Serita Brooks, Natalie Bennett, Staci Brandon | 2010 | ACC TOURNAMENT Sarah Hamilton, Kaleigh Rafter, Carly Wynn |
| 1988 | SOUTH FLORIDA INVITATIONAL Tiffany Daniels LADY SEMINOLE INVITATIONAL Lori Crouse, Tiffany Daniels (MVP), Kari Keith, Christy Larsen, Julie Larsen NATIONAL INVITATIONAL CHAMPIONSHIP Tiffany Daniels, Christy Larsen | 2002 | ACC TOURNAMENT Leslie Malerich, Natalie Bennett, Serita Brooks, Monique Marier NCAA TALLAHASSEE REGIONAL Leslie Malerich, Robyn Gauger, Jessica van der Linden, Jennifer White-Cody, Monique Marier, Serita Brooks | 2011 | ACC TOURNAMENT Robin Ahrberg, Tiffani Brown, Sarah Hamilton |
| 1989 | FROST CUTLERY INVITATIONAL Debbie DeJohn, Kelly Flaczinski, Christy Larsen LADY SEMINOLE INVITATIONAL Kelly Flaczinski | 2003 | TROY COX CLASSIC Kimmy Carter, Brandi Stuart, Jessica van der Linden (MVP) | 2012 | ACC TOURNAMENT Celeste Gomez, Sarah Hamilton (MVP), Jen Lapicki, Courtney Senas |
| 1990 | NCAA WOMEN'S COLLEGE WORLD SERIES Leslie Barton, Debbie DeJohn | 2004 | BUZZ CLASSIC Brandi Stuart ACC TOURNAMENT Brandi Stuart, Jessica van der Linden | 2013 | ACC TOURNAMENT Maddie O'Brien, Courtney Senas, Lacey Waldrop |
| 1991 | LADY SEMINOLE INVITATIONAL Tina Getherall, Penny Siqueiros (MVP) | 2005 | NCAA TALLAHASSEE REGIONAL Brandi Stuart, Kimmy Carter, Shundra Colzie, Leslie Malerich (MVP), Jessica van der Linden | 2014 | EASTON CRIMSON CLASSIC Jessica Nori, Lacey Waldrop ACC TOURNAMENT Tiffani Brown, Celeste Gomez (MVP), Kelly Hensley, Maddie O'Brien, Lacey Waldrop |
| 1992 | LADY SEMINOLE INVITATIONAL Leslie Barton, Toni Gutierrez (MVP) ACC TOURNAMENT Rebecca Aase, Leslie Adams, Leslie Barton, Susan Buttery (MVP), Toni Gutierrez, Shannan Mitchem, Penny Siqueiros | 2006 | SEMINOLE CHALLENGE Leslie Malerich SEMINOLE INVITATIONAL Jessica van der Linden, Casey Hunter | 2015 | NCAA TALLAHASSEE REGIONAL Alex Kossoff, Maddie O'Brien, Lacey Waldrop |
| 1993 | TAR HEEL INVITATIONAL Toni Gutierrez (MVP) | 2007 | BUZZ CLASSIC Beth Wade (MVP) ACC TOURNAMENT Lesley Palmer (MVP), Shandra Colzie, Elisa Vasquez, Casey Hunter | 2016 | ACC TOURNAMENT Jessica Burroughs (MVP), Victoria Daddis, Alex Powers, Bailey Schinella, Jessie Warren |
| 1994 | TAR HEEL INVITATIONAL Lisa Davidson LADY SEMINOLE INVITATIONAL Marla Looper, Susan Buttery, Leslie Adams (MVP) ACC TOURNAMENT Leslie Barton, Susan Buttery, Heather Conway, Lisa Davidson (MVP), Toni Gutierrez, Marla Looper | 2008 | FSU INVITATIONAL Jessica van der Linden (MVP), Casey Hunter, Lesley Palmer, Veronica Wootson, Natasha Jacob | 2017 | ACC TOURNAMENT Jessie Warren (MVP), Cali Harrod, Sydney Broderick, Meghan King |
| 1995 | SOUTH FLORIDA INVITATIONAL Cindy Lawton, Shamalene Wilson ACC TOURNAMENT Marla Looper, Jennifer Olow, Windy Weltz, Shamalene Wilson | 2009 | ACC TOURNAMENT Casey Hunter (MVP), Lesley Palmer, Jessica van der Linden, Elisa Vasquez, Beth Wade | 2018 | WCWS ALL-TOURNAMENT TEAM Jessica Burroughs, Alex Powers |
| 1996 | LADY SEMINOLE INVITATIONAL Shamalene Wilson TAR HEEL INVITATIONAL Jennifer Olow, Shamalene Wilson | 2010 | NCAA REGION 4 Jessica van der Linden (MVP), Veronica Wootson, Natasha Jacob | 2019 | ACC TOURNAMENT Sydney Sherrill (MVP), Anna Shelnutt, Meghan King WCWS ALL-TOURNAMENT TEAM Jessie Warren (MVP), Meghan King, Sydney Sherrill, Elizabeth Mason, Anna Shelnutt |
| 1997 | ACC TOURNAMENT Wendy Braye, Myssi Calkins, Renee Espinoza, Heather Feltmann, Kristy Fuentes, Kristy Hull | 2011 | NCAA LEADOFF CLASSIC Jessica van der Linden, Natasha Jacob, Tatiana George, Casey Hunter | | OTHER ACCOMPLISHMENTS |
| 1998 | TAR HEEL INVITATIONAL Renee Espinoza, Cindy Lawton, Misty Molin GLADSTONE'S/USF SOFTBALL CLASSIC Wendy Braye, Renee Espinoza (MVP), Cindy Lawton | 2012 | SEMINOLE CHALLENGE Jessica van der Linden, Natasha Jacob, Tatiana George, Casey Hunter | 1981 | ASA Outstanding Athlete Darby Cottle |
| 1999 | LADY SEMINOLE INVITATIONAL Kristy Hull, Cindy Lawton, Misty Molin, Laurie Shepard | 2013 | FLORIDA STATE INVITATIONAL Natasha Jacob (MVP), Kim Hoffer, Casey Hunter, Melissa Wood | | USOC Best Amateur Softball Player Darby Cottle |
| | SPEEDLINE/USF SOFTBALL CLASSIC Renee Espinoza, Shamalene Wilson | 2014 | EARLY BIRD Carly Brieske, LaShaun Davis, Kim Hoffer, Natasha Jacob, Michelle Snyder | | FAIAW Softball Coach of the Year JoAnne Graf |
| | LADY SEMINOLE INVITATIONAL Kristy Hull, Shamalene Wilson | 2015 | SEMINOLE CLASSIC Natasha Jacob (MVP), Yuruby Alicart, Carly Brieske, Tiffany McDonald | 1982 | Olympia Award Darby Cottle |
| | TAR HEEL INVITATIONAL Myssi Calkins, Kristy Fuentes | 2016 | SUNSHINE STATE Yuruby Alicart, Whitney Buckmon, Natasha Jacob | | Broderick Award Darby Cottle |
| | ACC CHAMPIONSHIP Renee Espinoza (MVP), Kristy Hull, Windy Weltz, Shamalene Wilson | 2017 | ACC TOURNAMENT Carly Brieske, Tiffany McDonald | 1992 | MVP in the South Florida Invitational Toni Gutierrez |
| | SPEEDLINE/USF SOFTBALL CLASSIC Wendy Braye | 2018 | NCAA LEADOFF CLASSIC Veronica Wootson, Yuruby Alicart | 1998 | NFCA National Player of the Week Jennifer White-Cody |
| | TAR HEEL INVITATIONAL Myssi Calkins, Kristy Fuentes, Misty Molin, Tami Post | 2019 | SUNSHINE STATE TOURNAMENT Melissa May, LaShaun Davis, Brittany Krbec | 1999 | ACC Weaver-James-Corrigan Postgraduate Scholarship Stacy Venable |
| | ACC TOURNAMENT Myssi Calkins, Kristy Fuentes (MVP), Kristy Hull, Tami Post | | SEMINOLE CLASSIC Veronica Wootson (MVP), Robin Ahrberg, Terese Gober, Brittany Krbec | | NFCA Scholar-Athlete Becky Brock, Andi Lyons |
| 1998 | TALLAHASSEE DEMOCRAT / FLORIDA STATE INVITATIONAL Dana Bailey, Kristy Hull, Jennifer White (MVP) | | FSU INVITATIONAL Veronica Wootson, Yuruby Alicart, Carly Wynn | 2000 | NFCA Student Athlete Natalie Bennett, Robyn Gauger, Andi Lyons, Brandi Stuart, Beth Wade |
| | GEORGIA BUZZ CLASSIC Jesse McGregor, Stacy Venable (MVP), Corrie Williams | | ACC TOURNAMENT Robin Ahrberg, Yuruby Alicart, Veronica Wootson | 2001 | Verizon Academic All-District 3 Softball Team Brandi Stuart |
| 1999 | TALLAHASSEE DEMOCRAT / FLORIDA STATE INVITATIONAL Danielle Cox | | NFCA LEADOFF CLASSIC Brittany Osmon | | NFCA Student-Athlete Becky Brock, Beth Wade |
| | ACC TOURNAMENT Danielle Cox (MVP), Teresa Edenfield, Tami Post, | | SEMINOLE CLASSIC Veronica Wootson (MVP), Robin Ahrberg, Terese Gober, Brittany Krbec | | NFCA National Player of the Week Brandi Stuart |
| | | | ACC TOURNAMENT Robin Ahrberg, Yuruby Alicart, Veronica Wootson | | MVP (Pitcher) FAU/Worth Invitational Leslie Malerich |
| | | | EARLY BIRD TOURNAMENT Whitney Buckmon, Terese Gober, Brittany Osmon (MVP) | | NFCA Outstanding Performer Jennifer White-Cody |
| | | | | | NFCA Southeast Region Coaching Staff of the Year NFCASoutheast Region Coaching Staff of the Year |
| | | | | | Verizon Academic All-American Brandi Stuart |
| | | | | | NFCA Student-Athlete Shandra Colzie, Shundra Colzie, Becky Brock, Kimmy Carter, Beth Wade |
| | | | | | Verizon Academic All-Region Shandra Colzie (1st Team) |



10 WCWS APPEARANCES • 17 ACC CHAMPIONSHIPS • 32 NCAA APPEARANCES

HONORS AND AWARDS

| | | | | | |
|------|---------------------------------------------------------------------------------------------------------------------------------------------------------------------------------------------------------------------------------------------------------------------------------------------------------------------------------------------------------------------------------------------------------------------------------------------------------------------------------------------------------------------------------------------------------------------------------------------------------------------------------------------------------------------------------------------------------------------------------------------------------------------------------------------------------------------------------------------------------------------------------------------------|------|--------------------------------------------------------------------------------------------------------------------------------------------------------------------------------------------------------------------------------------------------------------------------------------------------------------------------------------------------------------------------------------------------------------------------------------------------------------------------------------------------------------------------------------------------------------------------------------------------------------------------------------------------------------------------------------------------------------------------------------------------------------------------------------------------------------------------------------------------------------------------------------------------------------------------------------------------------------------------------------------------------------------------------------------------------------------------------------------------------------------------------------------------------------------------------------------------------------------------------------------------------------------------------------------------------------------------------------------------------------------------------------------------------------------------------------------------------------------------------------------------------------------------------------------------------------------------------------------------------------------------------------------------------------------|--|------------------------------------------------------------------------------------------------------------------------------------------------------------------------------------------------------------------------------------------------------------------------------------------------------------------------------------------------------------------------------------------------------------------------------------------------------------------------------------------------------------------------------------------------------------------------------------------------------------------------------------------------------------------------------------------------------------------------------------------------------------------------------------------------------------------------------------------------------------------------------------------------------------------------------------------------------------------------------------------------------------------------------------------------------------------------------------------------------------------------------------------------------------------------------------------------------------------------------------------------------------------------------------------------------------------------------------------------------------------------------------------------------------------------------------------------------------------------------------------------------------------------------------------------------------------------------------------------------------------------------------------------------------------------------------------------------------------------------------------------------------------------------------------------------------------------------------------------------------------------------------------------------------------------------------------------------------------------------------------------------------------------------------------------------------------------------------------------------------------------------------------------------------------------------------------------------------------------------------------------------------------------------------------------------------------------------------------------------------------------------------------------------------------------------------------------------------------------------------------------------------------------------------------------------------------------------------------------------------------------------------------------------------------------------------------------------------------------------------------------------------|
| | <p>NFCA Student-Athlete Shandra Colzie, Shundra Colzie, Natasha Jacob, Robyn Larson, Beth Wade NFCA National Player of the Week Jessica van der Linden USA Softball National Player Of The Year Jessica van der Linden (Top 10 Finalist) USA Softball National Player of the Year Jessica van der Linden Honda Award Winner for Softball Jessica van der Linden ESPY AWARD "Best Collegiate Female" Nominee Jessica van der Linden CoSIDA District III Academic All-Region Natasha Jacob Easton All-Americans Casey Hunter, Jessica van der Linden - 1st Team Veronica Wootson - 2nd Team USA Softball National Player Of The Week Jessica van der Linden (March 16) NFCA National Player Of The Week Jessica van der Linden (March 16)</p> | | <p>Terese Gober, Carly Wynn CoSIDA Academic All-District III Softball Team Carly Wynn CoSIDA Academic All-America Carly Wynn - 3rd Team NSCA All-American Carly Wynn All-ACC Academic Team Robin Ahrberg, Terese Gober, Tory Hadadd, Jen Lapicki, Carly Wynn NFCA Student-Athlete Terese Gober, Tori Haddad, Jen Lapicki, Carly Wynn, Jessica Nori ACC Pitcher of the Week Sarah Hamilton (twice) ACC Player of the Week Tiffani Brown, Shayla Jackson Softball Golden Nole Award Ashley Stager ACC Top Six for Service Award Ashley Stager SemiGnome Award (Community Service) FSU Softball Team Capital One Academic All-District Jen Lapicki, Lauren Varsalona - 2nd Team All-ACC Academic Team Robin Ahrberg, Shayla Jackson, Jen Lapicki, Jessica Nori NFCA Scholar-Athlete Kirstin Austin, Kelly Hensley, Jen Lapicki, Jessica Nori, Kaleigh Rafter, Briar Stanley Lowe's Senior CLASS Award Candidate Shayla Jackson NFCA National Player of the Week Monica Perry ACC Player of the Week Briana Hamilton (twice) ACC Pitcher of the Week Monica Perry (twice), Lacey Waldrop (twice) Capital One Academic All-District Team Jessica Nori, Kirstin Austin All-ACC Academic Team Bailey Schinella, Jessica Nori, Kirstin Austin, Kelly Hensley, Tiffani Brown NFCA Scholar-Athlete Tiffani Brown, Kelly Hensley, Erika Hoffner, Jessica Nori</p> | | <p>NSCA All-American Victoria East Senior CLASS Award Lacey Waldrop USA Softball National Player of the Year Lacey Waldrop (Top 25 semifinalist) NFCA All-America Third Team Lacey Waldrop NFCA All-Southeast Region Team Lacey Waldrop (First Team), Jessie Warren (Second Team), Morgan Klavemann (Third Team) ACC Pitcher of the Week Lacey Waldrop (four times) ACC Player of the Week Alex Powers ACC Top Six for Service Alex Kossoff All-ACC Academic Team Ellie Cooper, Victoria Daddis, Alex Powers, Morgan Klavemann, Alex Kossoff, Bailey Schinella, Lacey Waldrop NFCA Scholar-Athlete Ellie Cooper, Victoria Daddis, Megan McReynolds, Alex Powers ACC Postgraduate Scholarship Lacey Waldrop CoSIDA Academic All-District Ellie Cooper NFCA All-America Second Team Alex Powers NFCA All-America Third Team Jessica Burroughs, Jessie Warren USA Softball National Player of the Year Jessica Burroughs (Top 25 Finalist) Alex Powers (Top 25 finalist) NFCA National Freshman of the Year Carsyn Gordon (Top 25 finalist) NFCA National Pitcher of the Week Meghan King All-ACC Academic Team Ellie Cooper, Meghan King, Morgan Klavemann ACC Pitcher of the Week Jessica Burroughs (three times), Meghan King (twice) ACC Player of the Week Alex Powers (twice), Jessie Warren (twice) Sydney Broderick CoSIDA Academic All-District Morgan Klavemann Senior CLASS Award Alex Powers CoSIDA Academic All-American Morgan Klavemann - 3rd Team NFCA All-America First Team Jessie Warren, Jessica Burroughs NFCA All-America Second Team Morgan Klavemann NFCA All-America Third Team Alex Powers USA Softball National Player of the Year Jessie Warren (Top 10 Finalist) Jessica Burroughs (Top 10 Finalist) NFCA National Player of the Week Jessica Burroughs (Feb. 21), Jessie Warren (April 11) ACC Player of the Week Jessie Warren (March 21, May 2), Carsyn Gordon (March 28) ACC Pitcher of the Week Jessica Burroughs (Feb. 21, March 7, March 21, March 28), Meghan King (May 2) ACC Scholar-Athlete of the Year Alex Powers All-ACC Academic Team Alex Powers, Morgan Klavemann, Sydney Broderick, Ellie Cooper, Meghan King, Dani Morgan, Anna Shelmutt ACC Postgraduate Scholarship Ellie Cooper</p> |
| 2004 | | 2011 | | | |
| 2005 | | 2012 | | | |
| 2006 | | 2013 | | | |
| 2007 | | 2014 | | | |
| 2008 | | 2015 | | | |
| 2009 | | 2016 | | | |
| 2010 | | 2017 | | | |
| | | 2018 | | | |



HONORS AND AWARDS

Sydney Sherrill (Top 10 Finalist)

ACC Player of the Week

Carsyn Gordon (Feb 13), Sydney Sherrill (Feb 20, April 10), Jessie Warren (Feb 27, May 1, May 7)

ACC Pitcher of the Week

Kylee Hanson (Feb 20, March 6, March 20, May 7), Meghan King (Feb 27, April 3)

NFCA National Player of the Week

Kylee Hanson (Feb 20), Sydney Sherrill (April 10)

USA Softball National Player of the Week

Sydney Sherrill (April 10)

ACC Scholar-Athlete of the Year

Kylee Hanson

All-ACC Academic Team

Carsyn Gordon, Kylee Hanson, Meghan King, Cassidy Davis

NCAA Elite 90 Award

Tessa Daniels

2019

Senior CLASS AWARD

Meghan King (Top 10 Finalist)

NFCA All-Americans

Sydney Sherrill (First Team), Meghan King (Second Team)

Academic All-Region

Meghan King (First Team)

ACC Player of the Week

Zoe Casas (Feb 19), Cali Harrod (Feb 26), Carsyn Gordon (March 26), Anna Shelnutt (May 6)

ACC Pitcher of the Week

Meghan King (Feb 12, Feb 26, March 19, March 26, April 2, April 30)

NFCA National Player of the Week

Cali Harrod (Feb 26)

USA Softball National Player of the Week

Zoe Casas (Feb 19))

All-ACC Academic Team

Kathryn Sandercocock, Anna Shelnutt, Carsyn Gordon, Cassidy Davis, Dani Morgan

TEAM AWARDS

Golden Nole Award

- 2009 Carly Wynn
- 2010 Carly Wynn
- 2011 Ashley Stager
- 2012 Kirstin Austin
- 2013 Kelly Hensley
- 2014 Jessica Nori
- 2015 Ellie Cooper
- 2016 Alex Powers
- 2017 Ellie Cooper
- 2018 Morgan Klaevemann
- 2019 Meghan King

Golden Torch Award

- 2009 Kaleigh Rafter
- 2010 Tory Haddad
- 2011 Kelly Hensley
- 2012 Kelly Hensley
- 2013 Kelly Hensley
- 2014 Kelly Hensley
- 2015 Ellie Cooper
- 2016 Tessa Daniels
- 2017 Tessa Daniels
- 2018 Meghan King
- 2019 Morgan Noah

Seminole Warrior

- 2009 Ashley Stager and Carly Wynn
- 2010 Jen Lapicki
- 2011 Briana Hamilton
- 2012 Lindsey Peppers
- 2013 Jessica Burroughs
- 2014 Lacey Waldrop
- 2015 Lacey Waldrop and Macey Cheatham
- 2016 Ellie Cooper and Alex Powers
- 2017 Bella D'Errico
- 2018 Zoe Casas and Korina Rosario
- 2019 Zoe Casas, Cali Harrod, Carsyn Gordon, Meghan King, Deja Bush

Sniper Award

- 2010 Morgan Bullock
- 2011 Robin Ahrberg
- 2012 Assistant Coach Travis Wilson
- 2013 Morgan Bullock
- 2014 Ryann Day
- 2015 Lauren Harris

- 2016 Lauren Harris
- 2017 Tessa Daniels
- 2018 Sabrina Stutsman
- 2019 Cassidy Davis

Golden Glove

- 2009 Kaleigh Rafter
- 2010 Tory Haddad
- 2011 Ashley Stager
- 2012 Briana Hamilton
- 2013 Maddie O'Brien
- 2014 Courtney Senas
- 2015 Morgan Klaevemann
- 2016 Jessie Warren
- 2017 Jessie Warren
- 2018 Jessie Warren
- 2019 Sydney Sherrill

ESPY Award

- 2009 Ashley Stager
- Michelle Snyder
- 2010 Tiffani Brown
- 2011 Briana Hamilton
- 2012 Courtney Senas
- 2013 Lacey Waldrop
- 2014 Briana Hamilton
- 2015 Alex Kossoff
- 2016 Jessie Warren
- 2017 Jessie Warren
- 2018 Jessie Warren
- 2019 Dani Morgan

Breakout Player of the Year

- 2009 Ashley Stager
- 2010 Shayla Jackson
- 2011 Jennifer Lapicki
- 2012 Briana Hamilton
- Kirstin Austin
- 2013 Kelly Hensley
- 2014 Maddie O'Brien
- 2015 Ellie Cooper
- 2016 Alex Powers
- 2017 Cali Harrod
- 2018 Carsyn Gordon
- 2019 Dani Morgan

Most Valuable Player

- 2009 Kaleigh Rafter
- 2010 Carly Wynn
- 2011 Sarah Hamilton
- 2012 Tiffani Brown
- 2013 Courtney Senas
- Kelly Hensley
- 2014 Maddie O'Brien
- 2015 Jessie Warren
- 2016 Jessie Warren
- 2017 Jessie Warren
- 2018 Kylee Hanson
- 2019 Sydney Sherrill

Chief Abiaka Athletic Training Award

- 2009 Robin Ahrberg
- 2010 Ashley Stager
- 2011 Maddie O'Brien
- 2012 Tiffani Brown
- 2015 Maddie O'Brien
- 2016 Morgan Klaevemann
- 2017 Jessica Burroughs
- 2018 Deja Bush

Batting Title

- 2009 Carly Wynn (.337)
- 2010 Carly Wynn (.378)
- 2011 Jen Lapicki (.343)
- 2012 Shayla Jackson (.304)
- 2013 Morgan Bullock (.346)
- 2014 Maddie O'Brien (.424)
- 2015 Morgan Klaevemann (.393)
- 2016 Alex Powers (.396)
- 2017 Jessie Warren (.413)
- 2018 Jessie Warren (.404)
- 2019 Sydney Sherrill (.405)

Circle Award

- 2009 Sarah Hamilton
- 2010 Sarah Hamilton
- 2011 Sarah Hamilton
- 2012 Monica Perry

- 2013 Lacey Waldrop
- 2014 Lacey Waldrop
- 2015 Lacey Waldrop
- 2016 Jessica Burroughs and Meghan King
- 2017 Jessica Burroughs and Meghan King
- 2018 Kylee Hanson and Meghan King
- 2019 Meghan King

"Ah-Tah-Thi-Ki" Academic Excellence Award

- 2009 Amber Bryant and Mallory Borden
- 2010 Terese Gober, Carly Wynn and Ashley Stager
- 2011 Kelly Hensley and Monica Perry
- 2012 Kelly Hensley
- 2013 Kelly Hensley and Jessica Nori
- 2014 Kelly Hensley and Jessica Nori
- 2015 Alex Kossoff
- 2016 Ellie Cooper
- 2017 Ellie Cooper
- 2018 Tessa Daniels and Morgan Klaevemann
- 2019 Dani Morgan and Morgan Noah

Rookie of the Year

- 2009 Shayla Jackson
- 2010 Tiffani Brown
- 2011 Celeste Gomez and Jessica Nori
- 2012 Maddie O'Brien and Lacey Waldrop
- 2013 Victoria East
- 2014 Jessica Burroughs
- 2015 Jessie Warren
- 2016 Zoe Casas and Meghan King
- 2017 Dani Morgan
- 2018 Sydney Sherrill

Offensive Player of the Year

- 2015 Jessie Warren
- 2016 Ellie Cooper
- 2017 Jessie Warren
- 2018 Sydney Sherrill
- 2019 Cali Harrod

Femina Perfecta Award

- 2009 Ashley Stager
- 2010 Robin Ahrberg
- 2011 Morgan Bullock
- 2012 Monica Perry
- 2013 Lindsey Peppers
- 2014 Bella D'Errico
- 2015 Ellie Cooper
- 2016 Tessa Daniels
- 2017 Morgan Klaevemann
- 2018 Cali Harrod
- 2019 Dani Morgan
- 2020 Dani Morgan

Great Spirit Award Wakatanka

- 2017 Bella D'Errico
- 2018 Abby Evans
- 2019 Meghan King

Dugout Club Member of the Year

- 2016 John Cross, Diane Kelley and Betty Wilder
- 2017 Locker Room Legacy Members
- 2018 Russ and Genie Morcom

Coaches Award (Taylor Foster Award)

- 2009 Carly Wynn
- 2010 Carly Wynn
- 2011 Robin Ahrberg and Ashley Stager
- 2012 Mallory Borden and Amber Bryant
- 2013 Macey Cheatham
- 2014 Entire Team (Taylor Foster Award)
- 2015 Macey Cheatham
- 2016 Ellie Cooper
- 2017 Ellie Cooper
- 2018 Kendra Lynch
- 2019 Meghan King



10 WCWS APPEARANCES • 17 ACC CHAMPIONSHIPS • 32 NCAA APPEARANCES

ALL-TIME LETTERWINNERS

| | | | | | | | | | | | | | | | | | | | | | | | | | | | | | | | | | | | | | | | | | | | | | | | | | | | | | | | | | |
|----------|------------------------------------------------------------------------------------------------------------------------------------------------------------------------------------------|------------------------------------------------------------------------------------------------------------|-------------------------------------------------------------|----------------------------|----------|---------------------------------------------------------------------------------------------------------------------------|------------------------------------------------------------------------|----------|--------------------------------------------------------------------------------------------------------------------------------------|----------------------------------------------------------------------------------|----------|-----------------------------------------------------------------------------------------------------------------------------------------------------------------------------------------------------------------------------------------------------------------|----------------------------------------------------------------------------------------------------------------------------------------------------------------------|----------|-------------------------------------------------------------------------------------------------------------------------------------------------------------------------------------------------------------------------------------------------------------------------------------------------------------------------------------------------------------------------------------------------------------------------------------------------------|--------------------------------------------------------------------------------------------------------------------------------------------------------------------------------------------------------------------------------------------------------------|----------|--------------------------------------------------------------------|------------------------------------------|----------|---------------------------------------------------------------------------------------------------------------------------------------------------|----------------------------------------------------------------------------------------|----------|------------------------------------------------------------------------------------------------------------------------------------------------------------------------------------------------------------------------------------------------------------------------------|------------------------------------------------------------------------------------------------------------------------------------------------------------|----------|---------------------------------------------------------------------------------------------------------------------------------------------------------------------------------------------------------------------------------------------------------------------------------------------------------------------------------------------------------------------------------------------------------------------------------------------------------------|--------------------------------------------------------------------------------------------------------------------------------------------------------------------------------------------------------------------------------------------------------------------|----------|--------------------------------------------------------------------|-------------------------------------------|----------|-------------------------------------------------------------------------------------------------------------------------|---------------------------------------------------------------------|----------|------------------------------------------------------------------------------------------------------------------------------------------------------------------------------------------------------------------------------------------------|-----------------------------------------------------------------------------------------------------------------------------------------|----------|-----------------------------------------------------------------------------------------------------------------------------------------|------------------------------------------------------------------------------------|----------|-----------------------------------------------------------------------------------------------------------------------------------------------------------------------------------------------------------------------------------------------------------------------------------------------------------------------------------------------------------------------------------------------------------------------------------------------------------------------------------------------------------------------------------------------------------|-------------------------------------------------------------------------------------------------------------------------------------------------------------------------------------------------------------------------------------------------------------------------------------------------------------------------------|----------|--------------------------------------------------------------------------------------------------------------------------------------------------------------------------------------------|------------------------------------------------------------------------------------------------------------------|----------|-----------------------------------------------------------------------------------------------|--------------------------------------------------|----------|------------------------------------------------------------------------------------------------------------------------------------------------------------------------------------------------------------------------------------------------------------------------------------------------------------------|-----------------------------------------------------------------------------------------------------------------------------------------------------------------------------|----------|-------------|---------|--------------|-------------------------------|
| A | Rebecca Aase Courtney Adams Leslie Adams Robin Ahrberg Shannon Aiken Yuruby Alicart Kaitlin Allen Nancy Anderson Leah Armstrong Kirstin Austin Kim Averill | 1991-94 2013 1992-93 2007-08, 10-11 1989 2006-07 2013 1981 2001 2011-13 1989 | Toney Donaldson Jennifer Drawdy Natalie Drouin | 1982-83 1994 1981-82 | E | Victoria East Teresa Edenfield Stephanie Elowsky Sherri Emetario Renee Espinoza Abby Evans Bonnie Evans | 2013-16 1997-00 2000-01 1986-87 1995-96 2016-18 1988 | F | Leslie Farris Heather Feltmann Stephanie Ferlita Carolyn Fiero Kelly Flaczinski Katie Fricke Kristy Fuentes | 2017-19 1993-95 1995-96 1986-87 1988-91 2004-05 1994-97 | G | Carey Galuppi Camille Garcia Robyn Gauger BillieAnne Gay Tatiana George Tina Getherall Barbara Gillespie Jessica Gilmore Terese Gober Celeste Gomez Cathy Gooding Kim Googe Carsyn Gordon Cindy Gordon Toni Gutierrez | 2003-06 2007-09 2000-01 2003-06 2002-05 1990-92 1985-86 2007-09 2007-09-10 2011-14 1981-84 1979-80 2016-19 1992-93 1990-93 | H | Tory Haddad Lisa Hall Briana Hamilton Sarah Hamilton Kylee Hanson Roxanne Hantelmann Trisha Hardy LeAnn Harrell Barb Harris Lauren Harris Amy Harrison Becky Harrison Cali Harrod Stephanie Hartness Rylan Harvey Corey Hendrickson Kelly Hensley Makinzy Herzog Jackie Hirschfeld B.J. Hodges Cula Hodges Kim Hoffer Erika Hoffner Laurie Holler Kristy Hull Casey Hunter | 2010 1998 2011-14 2008-11 2018 1986 1978 1982-84 1978 2014-17 2004-05 1988-91 2016-19 2013-14 2015 2014 2011-14 2019 1998-02 1990-91 1980 2004-06 2012-13 1985-86 1995-98 2002-05 | J | Shayla Jackson Natasha Jacob Julie Jordan Brittany Joseph | 2009-12 2003-06 2001-02 2008-10 | K | Kari Keith Madison Kennedy Morgan Klaevemann Meghan King Sarah King Charlene Koski Alex Kossoff Brittany Krbec Tina Kyler | 1986-89 2019 2015-18 2016-19 1997-98 1980 2013-16 2007 1984-85 | L | Mia Lacy Hunter LaFountain Kelly Langston Jen Lapicki Christy Larsen Julie Larsen Robyn Larson Monica Lawfield Dianne Lawrence Cindy Lawton Gayle Lee Erika Leonard Nicolettie Levine Bryttani Lindheim Marla Looper Andi Lyons | 2016 1989-90 2007-08 2010-11 1988-91 1985-88 2002-03 1984 1978 1994-95 1978 2012 2012 2002-03 1993-94 1999-00 | M | Leslie Malerich Pat Mangan Monique Marier Diane Maroe Sandy Martinez Elizabeth Mason Meggan Matson Melissa May Kristie McConn Tiffany McDonald Jesse McGregor Megan McReynolds Monica Montez Lora Migliaccio Shannan Mitchem Kelly Miller Leslie Miller LaTanya Mitchell Misty Molin Amanda Moore Evelyn Morgado Bonnie Morgan Dani Morgan Lauren Mullins Marie Mygonik | 1999-02 1980-81 2001-02 1979 1988-89 2018-19 1997 2006-08 2008-11 2005-08 1996-99 2016 2007-10 1988-91 1989-92 1998-00 1984 1999-00 1995-98 2007 2012 1978 2017-19 2010 1978 | N | Heidi Nelson Morgan Noah Jessica Nori Cathy Norton | 1984 2019 2011-14 1978-80 | O | Maddie O'Brien Carol O'Domski Cricket Olafson Jennifer Olow Sunnie O'Neal Brittany Osmon Sherri Owens | 2012-15 1980-81 1983 1991-94 1981-84 2005-08 1988 | P | Robin Pace Susan Painter Jasmine Palmer Lesley Palmer Adrienne Pearson Lindsey Peppers Sandy Perkins Monica Perry Kim Petrovich Robyn Petrovich Tami Post Alex Powers Chris Priestler Mackenzie Puckett | 1983-84 1981-84 2016 2003-05 1994-95 2012 1979 2012-13 2006 2005-08 1996-99 2014-17 1986 2018-19 | R | Kaleigh Rafter Julie Rice Brenda Richardson Toni Robinette Korina Rosario Courtney Rosen Venus Ross Daphne Russell | 2009 1988-91 1989 1981-82 2015-18 2007, 09-10 1980-81 1987-88 | S | Layne Salvador Kathryn Sandercock Mary J.T. Sands Stacey Saunier Bailey Schinella Kelly Schnute Mary Schuehler Courtney Senas Kelly Shaw Anna Shelnuitt Laurie Shepard Sydney Sherrill Lena Sifen Jan Sikes Terri Silviola Tracy Simmons Penny Siqueiros Debbie Smith Loren Smith Amy Snider Michelle Snyder Sue Spangel Ashley Stager Courtney Stager Briar Stanley Lynn Steele Ronnie Stengel Brandi Stuart Sabrina Stutsman Stacie Symonds | 1979-82 2019 1980 1979-82 2012-15 1995-96 1978-79 2011-14 1982-83 2017-19 1992-95 2018-19 2004 1981-82 1980 1987 1989-92 1986 2012 1983-86 2006-09 1978-79 2008-11 2009 2010-11 1985-87 1978 2000-03 2017-18 1994 | T | Windy Taff Tammi Terrell Cynthia Thomas Robin Thomas Laurie Tiedt Julie Tiggis Kelly Tillman Maegan Tomlinson Dale Townsend Rose Trezza Linda Tyrrell | 1996-97 1983 1972-73 1983 1984-87 2003-04 1981-84 2019 2010-11 1978 1980-82 | V | Jessica van der Linden Lauren Varsalona Elisa Vasquez Stacey Venable Dana Vickery | 2001-04 2009-11 2001-04 1997-99 1999 | W | Beth Wade Lacey Waldrop Becky Wallace Jessie Warren Lita Weingart Windy Weltz Jennifer White-Cody Corrie Williams Felicia Williams Sandie Williams Debbie Willis Robin Willy Shamalene Wilson Vicki Wilson Melissa Wood Tina Wood Veronica Wootson Carly Wynn | 2001-04 2012-15 1997-00 2015-18 1980 1994-97 1998-01 1996-99 1999-00 1982 1978 1993-96 1978 2005-06 1993-94 2004-07 2007-10 | Z | Niki Zenger | 1995-96 | (Since 1978) | Active Players in Bold |
|----------|------------------------------------------------------------------------------------------------------------------------------------------------------------------------------------------|------------------------------------------------------------------------------------------------------------|-------------------------------------------------------------|----------------------------|----------|---------------------------------------------------------------------------------------------------------------------------|------------------------------------------------------------------------|----------|--------------------------------------------------------------------------------------------------------------------------------------|----------------------------------------------------------------------------------|----------|-----------------------------------------------------------------------------------------------------------------------------------------------------------------------------------------------------------------------------------------------------------------|----------------------------------------------------------------------------------------------------------------------------------------------------------------------|----------|-------------------------------------------------------------------------------------------------------------------------------------------------------------------------------------------------------------------------------------------------------------------------------------------------------------------------------------------------------------------------------------------------------------------------------------------------------|--------------------------------------------------------------------------------------------------------------------------------------------------------------------------------------------------------------------------------------------------------------|----------|--------------------------------------------------------------------|------------------------------------------|----------|---------------------------------------------------------------------------------------------------------------------------------------------------|----------------------------------------------------------------------------------------|----------|------------------------------------------------------------------------------------------------------------------------------------------------------------------------------------------------------------------------------------------------------------------------------|------------------------------------------------------------------------------------------------------------------------------------------------------------|----------|---------------------------------------------------------------------------------------------------------------------------------------------------------------------------------------------------------------------------------------------------------------------------------------------------------------------------------------------------------------------------------------------------------------------------------------------------------------|--------------------------------------------------------------------------------------------------------------------------------------------------------------------------------------------------------------------------------------------------------------------|----------|--------------------------------------------------------------------|-------------------------------------------|----------|-------------------------------------------------------------------------------------------------------------------------|---------------------------------------------------------------------|----------|------------------------------------------------------------------------------------------------------------------------------------------------------------------------------------------------------------------------------------------------|-----------------------------------------------------------------------------------------------------------------------------------------|----------|-----------------------------------------------------------------------------------------------------------------------------------------|------------------------------------------------------------------------------------|----------|-----------------------------------------------------------------------------------------------------------------------------------------------------------------------------------------------------------------------------------------------------------------------------------------------------------------------------------------------------------------------------------------------------------------------------------------------------------------------------------------------------------------------------------------------------------|-------------------------------------------------------------------------------------------------------------------------------------------------------------------------------------------------------------------------------------------------------------------------------------------------------------------------------|----------|--------------------------------------------------------------------------------------------------------------------------------------------------------------------------------------------|------------------------------------------------------------------------------------------------------------------|----------|-----------------------------------------------------------------------------------------------|--------------------------------------------------|----------|------------------------------------------------------------------------------------------------------------------------------------------------------------------------------------------------------------------------------------------------------------------------------------------------------------------|-----------------------------------------------------------------------------------------------------------------------------------------------------------------------------|----------|-------------|---------|--------------|-------------------------------|



1981, 1982 AIAW NATIONAL CHAMPIONS • 2018 NCAA NATIONAL CHAMPIONS • 51 ALL-AMERICANS

PRO AND INTERNATIONAL PLAYERS



Brandi Stuart



Sabrina Stutsman,
Meghan King, Korina
Rosario



Ellie
Cooper




Jessica van der Linden

Leslie Malerich



Alex
Powers

Sydney
Broderick



Myssi Calkins

Kaleigh
Rafter



Lacey Waldrop

JESSICA BURROUGHS
SELECTED BY

ROUND 1 PICK 1

Tiffany McDonald



Veronica Wootson



Yuruby Alicart



Monica Perry



- Courtney Adams Puerto Rico National Team (2013)
- Leslie Adams Carolina Diamonds (1997-99)
- Yuruby Alicart Venezuelan National Team (2000-18), 2008 Beijing Olympics Participant
- Jessica Burroughs USSSA Pride (2017-19), No. 1 Overall Pick in 2017 NPF Draft
- Sydney Broderick USSSA Pride (2017)
- Myssi Calkins Georgia Pride (1999)
- Ellie Cooper New Zealand National Team (2012-18), NZ Team Captain (2016-18), Junior World Championships (2011-15)
- Renee Espinoza Georgia Pride (1997)
- Kristy Fuentes Georgia Pride (1998)
- Tatiana George Harlem Diamonds (2005)
- Terese Gober Mannheim Tornados (2010)
- Carsyn Gordon Puerto Rico National Team (2016-19)
- Briana Hamilton PA Rebellion (2014-15), Akron Racers (2015)
- Kylee Hanson ScrapYard Dawgs (2018-19)
- Casey Hunter Connecticut Brackettes (2006)
- Meghan King Puerto Rico National Team (2015-19)
- Leslie Malerich Connecticut Brackettes (2005-06), Italian National Team
- Tiffany McDonald British National Team (2006), Coach for Dutch National Team
- Shannon Mitchem Silver Bullets (1993-98)
- Maddie O'Brien PA Rebellion (2015)
- Monica Perry Hotel Ambassador cc Terrasvogels (2013), South Australian Starz (2015-18)
- Alex Powers USSSA Pride (2017-19)
- Kaleigh Rafter Canadian National Team (2007-18), 2008 Olympics Participant, WMLS International Japan (2013-14), 2015 Pan Am Games Gold Medalist
- Korina Rosario Puerto Rico National Team (2015-18)
- Kathryn Sandercock USA Junior National Team (2017-19)
- Courtney Senas PA Rebellion (2015-16)
- Laurie Shephard Silver Bullets (1995-98)
- Sydney Sherrill USA Junior National Team (2017-18)
- Brandi Stuart Akron Racers (2004)
- Sabrina Stutsman Puerto Rico National Team (2015-17)
- Jessica van der Linden Arizona Heat (2004), Puerto Rico National Team
- Elisa Vasquez Houston (2004)
- Lacey Waldrop Chicago Bandits (2015-18)
- Jessie Warren USSSA Pride (2018-19)
- Shamalene Wilson Georgia Pride (1997)
- Veronica Wootson Akron Racers (2007-08)
- Carly Wynn Tennessee Diamonds (2010)



Courtney Senas, Briana Hamilton, Maddie O'Brien



10 WCWS APPEARANCES • 17 ACC CHAMPIONSHIPS • 32 NCAA APPEARANCES

1981 & 1982 NATIONAL CHAMPIONS

Before the games were televised on ESPN and before there were professional leagues, the main goal of collegiate softball was to go out, give your best and try to win, but mainly the student-athletes were there because they loved the game and they wanted to have fun. For two years in the early 1980's, the Florida State softball team not only had fun, but also dominated its competition and brought home a pair of national championships.

There was plenty of reason for optimism going into the 1981 season after FSU won 13 of its last 15 games the year before and was one game away from advancing to the AIAW National Tournament. Countering the momentum from 1980 was the inexperience of the 1981 roster which featured only six returnees but a host of talented newcomers.

"It was a lot of fun," former head coach Dr. JoAnne Graf said. "They had known each other from summer league ball so I think there was a lot of respect right away. Anytime you win it's a whole lot of fun. That team was in every game, they won, obviously, most of them, but it's always fun to coach people who win and they worked hard. They just had that confidence, that air that they were going to have to lose the game; no one was going to beat them."

Any concerns about the 1981 season were quickly erased as the Seminoles ran out to a 19-2 start with a trio of tournament titles. The only hiccup during the year came at the South Florida Invitational as FSU lost three of four but that also served as a wake up call as the Seminoles won 16-straight games to push their record to 38-5.

Just when the Seminoles had everything going in their favor, another bump in the road came. Winners of its last 16 games, FSU dropped a pair of games to East Carolina to finish second at the North Carolina State Invitational. But just like the losses at South Florida, the setback refocused the Seminoles when they needed it the most.

Few would have guessed that the 5-2 loss to the Pirates would be the Seminoles' last of the season. FSU took four-straight heading into the FAIAW State Tournament where it breezed to the state title with four more wins to match the most wins in school history. Up next was the AIAW Region III Tournament where the Seminoles took the next step, sweeping four more games to advance to the National Tournament.

Proving its versatility, FSU won every way possible, outscoring Western Carolina 13-9 in the first game before winning a defensive triumph 4-3 over North Carolina State. FSU disposed of the Pirates 12-3 then beat North Carolina 4-1 to capture the school's first national championship in women's athletics.

Postseason accolades came in for Darby Cottle as the shortstop collected All-America honors after hitting .428. Joining her on the All-America squad was second baseman Jan Sikes as she hit .477.

"Those teams were so full of life, heart, we had great camaraderie," former player Susan Painter said. "It started at the top with JoAnne. We had a great group of players, but she was the main component. She kept us on top and kept fighting for us and for the title. Every great team has a fit and that one certainly did. It was quite a group. We still keep in touch, but I miss that."

The pieces were in place for another run in 1982 and the Seminoles wasted no time as they won their first 12 games, highlighted by the title at the Florida Invitational - including eight shutouts. Ironically the "low point" of the season came at the Lady Seminole Invitational where FSU lost three in a row.

But just like they had done the previous year, the Seminoles bounced back to win 10-straight, including titles at the Friendly City and South Florida Invitationals. Twice during the middle half of the season the Seminoles scored 30 runs or more, including a 39-5 drubbing of Georgia Southern.

Despite all of FSU's success that year - the Seminoles won four of six regular season tournaments - there was one team it could not get past: rival Florida. Of the 10 losses that season, six came to the Gators, including back-to-back losses at the Montgomery Invitational where FSU finished second.



Similar to 1981, the losses refocused the Seminoles as they won their next 12 going into the FAIAW tournament. UF got the Tribe again 2-1 in the third game, but the Seminoles won a pair to claim the state title. Florida State had relatively little trouble in the regional tournament, only dropping a 2-1 decision to South Florida before beating the Bulls for the trophy.

The stage was set for a repeat and the Seminoles were on a mission having won 21 of their last 23 games. The first three games were a breeze as FSU outscored its opponents 46-6 with wins over Georgia Southern, South Florida and UNC-Charlotte. All that stood between FSU and its second national championships were the Florida Gators.

While Florida State held an 8-6 lead in the season series, Florida was the only team that had been close to FSU over the last five years and handed the Seminoles their worst loss in school history at the time, a 14-0 defeat during the middle of the season. With the championship on the line the Seminoles were at their best and they prevailed 9-4 to claim their second-straight national championship.

The accolades poured in for the Seminoles again, headed by Cottle who was named the Broderick Award winner as the AIAW Player of the Year. She was joined on the All-America squad by Natalie Drouin, Painter, Toni Robinette and Sikes.

"We were like a big family, I don't even remember anyone not getting along," Drouin said. "We had two great teams and I don't know which one was better. They were pretty equal. At the time none of us really knew what we had accomplished, we just wanted to do our best and have fun, but afterwards it was thrilling."

The Seminoles won 110 games those two years with a 54-7 record in 1981 and a 56-10 mark the year after. Florida State was an offensive juggernaut those two seasons, scoring an average of 9.2 runs per game. What might be even more impressive was the Seminoles' pitching and defense. Behind Painter, the team's lone pitcher, FSU gave up only 2.7 runs per game, a number that is unfathomable in slow pitch.

"I remember a lot of team unity and enthusiasm," Cottle said. "We were a group of winners, that's for sure, and we were a team that was willing to do whatever it took to get to the top. I'm just proud to have been part of the teams that started a tradition of winning."

While the AIAW was disbanded one year later and FSU went to NCAA competition in 1984, the players on those teams were the founders of a legacy that continues today.



1981, 1982 AIAW NATIONAL CHAMPIONS • 2018 NCAA NATIONAL CHAMPIONS • 51 ALL-AMERICANS

DR. JOANNE GRAF

Dr. JoAnne Graf spent 30 successful seasons at the helm of the Florida State softball program. With 1,437 victories under her belt, Graf retired on June 15, 2008, with more wins than any other head coach in collegiate softball.

The first collegiate softball coach to earn 1,400 victories, Graf's numerous achievements with Florida State softball include AIAW slowpitch national championships in 1981 and 1982, seven trips to the Women's College World Series, with the first coming in 1986 (just four years after FSU went to NCAA fastpitch softball), 21 NCAA Regional appearances and 10 Atlantic Coast Conference titles.

On April 2, 2005, then-Florida State University President Dr. T.K. Wetherell officially renamed the softball stadium "JoAnne Graf Field at the Seminole Softball Complex," making her



among only two active softball coaches with fields named after them. On September 13, 2013, Graf was inducted into the Florida State Athletics Hall of Fame

One of the most prolific coaches in collegiate softball, Graf concluded her career having won 75 percent of her games (1,437-478-6), including a 1,218-425-6 (.740) mark in NCAA Division I play. Her NCAA career win total is currently 11th all-time. Florida State averaged 50.75 wins per year under her guidance since beginning NCAA play ranked No. 1 during that span.

Graf is a 1975 graduate of Florida State. In 1992, she earned her doctorate degree in athletic administration at FSU, and taught at her alma mater until her retirement in 2013.

In 2019, FSU Softball began naming its first home tournament every season the "JoAnne Graf Classic" to honor the amazing person, teacher and coach that helped set the foundation that has helped the Seminoles be one of the best programs in the nation.



The JoAnne Graf File

1,437 All-Time Victories at Florida State
Six-Time ACC Coach of the Year
21 NCAA Tournament Appearances
Seven Women's College World Series Appearances
74 All-ACC Selections

Back-to-Back AIAW National Championships (1981 & 1982)
10 Atlantic Coast Conference Titles
45 NCAA Tournament Victories
34 All-America Awards



10 WCWS APPEARANCES • 17 ACC CHAMPIONSHIPS • 32 NCAA APPEARANCES

NCAA RECORDS

INDIVIDUAL LEADERS

SINGLE-GAME RECORDS

CONSECUTIVE PLATE APPEARANCES, REACHING BASE

18 Maddie O'Brien, April 16-20, 2014 (2nd)

INTENTIONAL BASES ON BALLS

4 Maddie O'Brien vs. Pitt, April 16, 2014 (T-1st)

CONSECUTIVE VICTORIES

50 Rebecca Aase, Feb. 25, 1991-April 24, 1993 (2nd)

CONSECUTIVE BASES ON BALLS

8 Maddie O'Brien, April 19-20, 2014 (T-6th)

7 Maddie O'Brien, April 1-3, 2015 (T-8th)

5 Alex Powers, May 7-8, 2015 (T-16th)

STOLEN BASES

5 Serita Brooks vs. Bethune-Cookman May 17, 2001 (T-6th)

CONSECUTIVE STOLEN BASES

54 Serita Brooks, Feb. 9-May 19, 2001 (T-12th)

CONSECUTIVE HOME RUNS

4 vs. USF, May 18, 2019 - fifth inning (T-1st)

HOME RUNS, INNING

4 vs. USF, May 18, 2019 - fifth inning (T-9th)

CONSECUTIVE GAMES HITTING STREAK

28 Natasha Jacob, April 4, 2005-Feb. 14, 2006 (T-18th)

SEASON RECORDS

GRAND SLAMS

| Player | Year | Cl. | G | GS |
|---------------|------|-----|----|----|
| Carsyn Gordon | 2016 | Fr. | 59 | 3 |

RUNS BATTED IN

| Player | Year | Cl. | G | RBI |
|----------------|------|-----|----|-------------|
| Maddie O'Brien | 2014 | Jr. | 64 | 83 (T-19th) |

STOLEN BASES

| Player | Year | Cl. | G | SB |
|------------------|------|-----|----|-------------|
| Danielle Cox | 1999 | Sr. | 66 | 73 (T-2nd) |
| Shamalene Wilson | 1996 | Sr. | 72 | 69 (T-6th) |
| Myssi Calkins | 1997 | Sr. | 65 | 61 (T-10th) |

BASES ON BALLS

| Player | Year | Cl. | G | RBI |
|----------------|------|-----|----|-------------|
| Maddie O'Brien | 2015 | Sr. | 63 | 73 (T-11th) |

HOME RUNS

| Player | Year | Cl. | G | RBI |
|----------------|------|-----|----|-------------|
| Maddie O'Brien | 2014 | Jr. | 64 | 24 (T-24th) |

GAMES

| Player | Year | G |
|-----------------|------|-------------|
| Leslie Malerich | 2000 | 58 (T-18th) |

WINNING PERCENTAGE

| Player | Year | Cl. | W | L | Pct. |
|--------------|------|-----|----|---|---------------|
| Rebecca Aase | 1992 | So. | 28 | 0 | 1.000 (T-1st) |

EARNED-RUN AVERAGE

| Player | E.R.A. | Year |
|---------------|--------|---------------|
| Shelly Berube | 0.22 | 1984 (T-16th) |

NO HITTERS

| Player | No. Hitters | Year |
|--------------|-------------|--------------|
| Julie Larsen | 6 | 1986 (T-7th) |

ASSISTS

| Player | Year | Cl. | G | Assists |
|--------------|------|-----|----|--------------|
| Cindy Lawton | 1995 | Sr. | 73 | 189 (T-22nd) |

CAREER RECORDS

PERFECT GAMES

| No. | Player | Years |
|-----|--------------|-----------------|
| 6 | Julie Larsen | 1985-88 (T-2nd) |

GAMES PLAYED

| No. | Player | Years |
|-----|--------|-------|
|-----|--------|-------|

| | | |
|-----|------------------------|-----------------|
| 295 | Jessica van der Linden | 2001-04 (3rd) |
| 290 | Brandi Stuart | 2000-03 (T-7th) |
| 281 | Kristi Hull | 1995-98 (19th) |

AT BATS

| No. | Player | Years |
|-----|------------------|------------------|
| 875 | Veronica Wootsen | 2004-07 (T-15th) |

STOLEN BASES

| No. | Player | Years |
|-----|------------------|------------------|
| 185 | Myssi Calkins | 1994-97 (7th) |
| 162 | Brandi Stuart | 2000-03 (T-12th) |
| 161 | Shamalene Wilson | 1993-96 (T-14th) |

TRIPLES

| No. | Player | Years |
|-----|------------------|----------------|
| 30 | Shamalene Wilson | 1993-96 (12th) |

NO HITTERS

| No. | Player | Years |
|-----|--------------|------------------|
| 12 | Julie Larsen | 1985-88 (T-12th) |

ASSISTS

| No. | Player | Years |
|-----|-----------|----------------|
| 591 | Tami Post | 1996-99 (13th) |

STOLEN-BASE PERCENTAGE (min. 50 attempts)

| No. | Player | Years |
|-------|-------------------------------|------------------|
| 0.942 | Morgan Bullock (49-of-52) | 2010-13 (T-16th) |
| 0.931 | Shamalene Wilson (161-of-173) | 1993-96 (26th) |

BASES ON BALLS

| No. | Player | Years |
|-----|----------------|----------------|
| 198 | Maddie O'Brien | 2012-15 (12th) |

EARNED-RUN AVERAGE

| No. | Player | Years |
|------|----------------|------------------|
| 0.47 | Toni Gutierrez | 1990-93 (T-19th) |

STRIKEOUT RATIO (K PER 7 IP)

| No. | Player | Years |
|------|--------------------------------------|------------------|
| 9.98 | Sarah Hamilton (1,005 K in 704.1 IP) | 2008-11 (T-25th) |

ANNUAL NCAA INDIVIDUAL LEADERS

HOME RUNS

| Year | Player | Cl. | G | No. | Avg. |
|------|-----------------|-----|----|-----|------|
| 1987 | Tiffany Daniels | So. | 64 | 10 | 0.16 |

DOUBLES

| Year | Player | Cl. | G | No. | Avg. |
|------|-----------------|-----|----|-----|------|
| 2018 | Sydney Sherrill | Fr. | 70 | 29 | 0.41 |

RUNS BATTED IN

| Year | Player | Cl. | G | No. | Avg. |
|------|----------------|-----|----|-----|------|
| 2014 | Maddie O'Brien | Jr. | 64 | 83 | 1.30 |

STOLEN BASES PER GAME

| Year | Player | Cl. | G | SB | SBA | Avg. |
|------|--------------|-----|----|----|-----|------|
| 1999 | Danielle Cox | Sr. | 66 | 73 | 82 | 1.11 |

STOLEN BASES

| Year | Player | Cl. | G | SB |
|------|------------------|-----|----|----|
| 1996 | Shamalene Wilson | Sr. | 72 | 69 |
| 1999 | Danielle Cox | Sr. | 66 | 73 |

STRIKEOUT RATIO (Strikeouts per seven innings)

| Year | Player | Cl. | G | IP | SO | Avg. |
|------|--------------|-----|----|-------|-----|------|
| 1984 | Tina Kyler | Jr. | 20 | 135.1 | 224 | 11.6 |
| 1985 | Julie Larsen | Fr. | 21 | 122.0 | 175 | 10.0 |

TOTAL BASES

| Year | Player | Cl. | G | H | AB | TB | Avg. |
|------|----------------|-----|----|----|-----|-----|------|
| 2014 | Maddie O'Brien | Jr. | 64 | 73 | 172 | 162 | .942 |

BASES ON BALLS


| Year | Player | Cl. | G | No. | Avg. |
|------|----------------|-----|----|-----|------|
| 2015 | Maddie O'Brien | Sr. | 63 | 73 | 1.16 |

VICTORIES

| Year | Player | Cl. | G | IP | W | L | Pct. |
|------|---------------|-----|----|-------|----|---|------|
| 2014 | Lacey Waldrop | Jr. | 48 | 266.1 | 38 | 7 | .844 |



NCAA RECORDS



Toni Gutierrez

ANNUAL TEAM CHAMPIONS

HITS

| Year | Team | G | W | L | T | AB | Hits | Avg. |
|------|---------------|----|----|---|---|-------|------|------|
| 1992 | Florida State | 72 | 63 | 9 | 0 | 1,842 | 580 | 3.15 |

DOUBLES

| Year | Team | G | W | L | T | 2B | Avg. |
|------|---------------|----|----|----|---|-----|------|
| 2018 | Florida State | 70 | 58 | 12 | 0 | 115 | 1.64 |

RUNS

| Year | Team | G | W | L | T | R | Avg. |
|------|---------------|----|----|---|---|-----|------|
| 1992 | Florida State | 72 | 63 | 9 | 0 | 364 | 5.06 |

HOME RUNS PER GAME

| Year | Team | G | W | L | T | HR | Avg. |
|------|---------------|----|----|----|---|----|------|
| 1989 | Florida State | 53 | 39 | 14 | 0 | 17 | 0.32 |

STOLEN BASES

| Year | Team | G | W | L | T | SB | SBA | Avg. |
|------|---------------|----|----|----|---|-----|-----|------|
| 1996 | Florida State | 72 | 51 | 21 | 0 | 160 | 171 | 2.22 |

TOTAL BASES

| Year | Team | G | W | L | T | AB | TB | Pct. |
|------|---------------|----|----|---|---|-------|-----|------|
| 1992 | Florida State | 72 | 63 | 9 | 0 | 1,842 | 766 | 4.16 |

EARNED RUN AVERAGE

| Year | Team | G | W | L | T | IP | R | ER | ERA |
|------|---------------|----|----|----|---|-------|----|----|------|
| 2001 | Florida State | 70 | 58 | 12 | 0 | 474.3 | 75 | 48 | 0.71 |
| 2004 | Florida State | 74 | 62 | 12 | 0 | 498.3 | 76 | 44 | 0.62 |

TEAM RECORDS

PITCHING

CONSECUTIVE SCORELESS INNINGS

124 Florida State, February 20-March 19, 1993

STRIKEOUTS IN A GAME

28 Florida State vs. Southern Miss., March 10, 1984 (15 inn)

TEAM LEADERS

SINGLE-GAME RECORDS

LONGEST GAME

| Inn. | Team (Score), Opponent (Score) | Date |
|------|---------------------------------------|-------------------------|
| 15 | Florida State (1), Southern Miss. (0) | March 10, 1984 (T-27th) |

LONGEST WINNING STREAK

| No. | Team | Dates |
|-----|---------------|--------------------------------|
| 32 | Florida State | March 4-26, 1985 (T-11th) |
| 27 | Florida State | March 22-May 15, 2003 (T-25th) |

SEASON RECORDS

BATTING - HITS

| Team | Year | G | Hits |
|---------------|------|----|------------|
| Florida State | 1995 | 73 | 628 (20th) |

PITCHING - EARNED RUN AVERAGE

| Team | Year | W-L-T | IP | R | ER | ERA |
|---------------|------|--------|-------|----|----|---------------|
| Florida State | 1984 | 40-5-2 | 341.0 | 30 | 18 | 0.37 (T-14th) |

PITCHING - SHUTOUTS

| Team | Year | SHO |
|---------------|------|-------------|
| Florida State | 1992 | 40 (T-12th) |

MISCELLANEOUS - VICTORIES

| Team | Year | W | L | T | Pct. |
|---------------|------|----|---|---|---------------|
| Florida State | 1992 | 63 | 9 | 0 | .875 (T-14th) |

DIVISION I SOFTBALL COACHING RECORDS

WINNINGEST COACHES ALL-TIME

BY VICTORIES

(Minimum 10 years as a Division I head coach; includes spring varsity fast-pitch record at four-year colleges only.)

| Coach, Team | Yrs. | Won | Lost | Tied | Pct. | |
|-----------------------------------------|------|-----|-------|------|------|-----|
| 11. JoAnne Graf (Florida St. 1984-2008) | | 25 | 1,186 | 425 | 6 | 735 |

BY PERCENTAGE

(Minimum 10 years as a Division I head coach; includes spring varsity fast-pitch record at four-year colleges only.)

| Coach, Team | Yrs. | Won | Lost | Tied | Pct. | |
|-----------------------------------------|------|-----|-------|------|------|-----|
| 17. JoAnne Graf (Florida St. 1984-2008) | | 25 | 1,186 | 425 | 6 | 735 |



JoAnne Graf



10 WCWS APPEARANCES • 17 ACC CHAMPIONSHIPS • 32 NCAA APPEARANCES

TEAM AND INDIVIDUAL RECORDS

TEAM SEASON RECORDS

Victories

Most in a Season 63 1992 (63-9)

Streaks

All-time winning streaks 32 Mar. 4-26, 1985
 629 Feb 23-April 9, 2017
 27 Mar. 22-May 11, 2003
 *25 Feb. 9-Mar. 18, 1992
 24 Mar 3-April 9, 2017
 22 Feb. 20-Apr. 3, 2016
 *21 Feb. 13-Mar. 19, 1993
 20 March 3-April 6, 2018
 20 Mar. 21-Apr. 9, 1991
 18 Mar. 13-Mar. 28, 1998
 18 Apr. 11-May 16, 1992
 18 Mar. 10-23, 1986
 17 Mar. 12-Apr. 6, 2014
 17 Feb. 7-Mar. 1, 2014
 17 ^1984

G - unbeaten streak (28-0-1); * - streak started the season; ^ - dates unknown

Longest Losing Streak 8 March 4-11, 2000
 Highest Winning Pct. in Season .875 1984 (41-5-2)
 1992 (63-9)

Shutouts

Fewest Times Shutout in Season 2 2016 (65 games),
 1997 (65 games), 2014 (64 games), 2010 (62 games), 1995 (61 games)
 Most Times Shutout in Season 10 1994
 Most Recorded in Season 41 1992

Shutout Streaks

Without Being Shutout 49 April 25, 2015 - April 13, 2016
 Most Consecutive 17 1993
 Consecutive Scoreless Innings Pitched 124.2 1993

HITTING

Runs

Most in Game 20 vs. B-CU, 2013
 Most Allowed in Game 17 vs. Michigan, 2014
 Largest Winning Margin 20 vs. B-CU, 2013
 Largest Losing Margin 14 vs. Michigan, 2014
 Most in Season 459 2016
 Most Allowed in a Season 256 2006

Hits

Most in Season 628 1995
 Most Allowed in Season 442 1998

Doubles

Most in Season 115 2018
 Most Allowed in Season 69 2006, 1998

Triples

Most in Season 33 1994
 Most Allowed in Season 23 1994

Home Runs

Most in Season 105 2019
 Most Allowed in Season 47 2006

Runs Batted In

Most in Season 423 2019
 Most Allowed in a Season 232 2006

Batting Average

Highest in Season .330 2019
 Highest Allowed in Season .246 2011

Walks

Most in Season 318 2014
 Most Allowed in Season 229 2005

Stolen Bases

Most in Season 160 1996
 Most Allowed in Season 63 2002, 2007

FIELDING

Putouts

Most in Season 1,604 2000

Assists

Most in Season 804 2000

Errors

Most in Season 108 2006
 Most by Opponents in Season 155 1995

Fielding Percentage

Highest in Season .977 2018

PITCHING

Pitching Appearances

Most in Season 78 2000

Innings Pitched

Most in Season 534.2 2000

No Hitters

Most in Season 8 1986

Earned Run Average

Lowest in Season 0.37 1984 (18 ER-339.2 IP)
 Highest in Season 2.71 2006 (192 ER-496.1 IP)

INDIVIDUAL SEASON RECORDS

BATTING

Most Games Played: 78, Kimmy Carter, 2000
 Brandi Stuart, 2000
 Serita Brooks, 2000
 Natalie Bennett, 2000
 252, Natasha Jacob, 2006
 72, Shamalene Wilson, 1996
 Hits: 99, Serita Brooks, 2000
 29, Sydney Sherrill, 2018
 11, Tiffany Daniels, 1987
 11, Shamalene Wilson, 1995
 24, Maddie O'Brien, 2014
 83, Maddie O'Brien, 2014
 73, Maddie O'Brien, 2015
 55, LaShaun Davis, 2005
 432, Danielle Cox, 1999
 73, Danielle Cox (73-of-82), 1999
 25, Shannon Mitchem, 1992

At Bats:

Runs:

Hits:

Doubles:

Triples:

Home Runs:

RBI's:

Walks:

Strikeouts:

Batting Average:

Stolen Bases:

Sacrifices:

FIELDING

Putouts:

Assists:

Errors:

Fielding Pct.:

498, Becky Wallace, 2000
 189, Cindy Lawton, 1995
 34, Jesse McGregor, 1996
 1,000, Julie Rice (320 chances), 1990
 Morgan Klavemann (65 outfield chances), 2015

PITCHING

Appearances:

Games Started:

Innings Pitched:

Wins:

Losses:

No Hitters:

Runs (Most):

Runs (Least):

Earned Runs (Most):

Earned Runs (Least):

Hits (Most):

Walks (Most):

Walks (Least):

Strikeouts:

Hit Batsmen:

Earned Run Average:

Most Doubles Allowed:

Most Triples Allowed:

Most Home Runs Allowed:

Most Consecutive Victories:

Best Win Percentage:

Combined Strikeouts by Starting Pitchers:

58, Leslie Malerich, 2000
 42, Lacey Waldrop, 2014
 Tiffany McDonald, 2006
 Leslie Malerich, 2002
 329.1, Tiffany McDonald, 2006
 38, Lacey Waldrop, 2014
 19, Tiffany McDonald, 2006
 Sarah Hamilton, 2011
 4, Christy Larsen, 1990
 148, Tiffany McDonald, 2006
 10, Julie Larsen, 1985
 Shelley Berube, 1984
 Rebecca Aase, 1994
 107, Tiffany McDonald, 2006
 1, Toni Gutierrez, (50.0 innings), 1990
 250, Tiffany McDonald, (in 329.1 innings), 2006
 126, Casey Hunter, 2005
 10, Toni Gutierrez, 1990
 387, Jessica van der Linden, 2004
 28, Tiffany McDonald, 2006
 0.14, Toni Gutierrez, (50.0 innings), 1990
 40, Tiffany McDonald, 2006
 11, Rebecca Aase, 1994
 32, Tiffany McDonald, 2006
 50, Rebecca Aase,
 Feb. 15, 1991 - April 24, 1993
 1,000, Rebecca Aase, (28-0), 1992
 25
 Jessica Burroughs (4) vs. Kelly Barnhill (21), May 3, 2017



ALL-TIME TOP 10

BATTING RECORDS

GAMES

| | | |
|------------------------|-----|---------|
| 1. Kristy Hull | 281 | 1995-98 |
| 2. Brandi Stuart | 280 | 2000-03 |
| 3. Tami Post | 277 | 1996-99 |
| 4. Veronica Wootson | 273 | 2004-07 |
| 5. Kimmy Carter | 272 | 1999-02 |
| Jessica van der Linden | 272 | 2001-04 |
| 7. Myssi Calkins | 271 | 1994-97 |
| 8. Jesse McGregor | 267 | 1996-99 |
| 9. Natasha Jacob | 264 | 2003-06 |
| 10. Shamalene Wilson | 262 | 1993-96 |

BATTING AVERAGE

| | | |
|------------------------|------|---------|
| 1. Jessie Warren | .391 | 2015-18 |
| 2. Shamalene Wilson | .366 | 1993-96 |
| Danielle Cox | .366 | 1998-99 |
| 4. Morgan Klavemann | .361 | 2015-18 |
| Jessica van der Linden | .361 | 2001-04 |
| 6. Cindy Lawton | .358 | 1994-95 |
| 7. Brandi Stuart | .357 | 2000-03 |
| 8. Tiffany Daniels | .356 | 1986-89 |
| 9. Carly Wynn | .355 | 2007-10 |
| 10. Staci Brandon | .351 | 2000-01 |
| Serita Brooks | .351 | 2000-01 |

RUNS

| | | |
|---------------------|-----|---------|
| 1. Jessie Warren | 229 | 2015-18 |
| 2. Shamalene Wilson | 223 | 1993-96 |
| 3. Cali Harrod | 211 | 2016-19 |
| 4. Tiffani Brown | 207 | 2010-14 |
| 5. Carsyn Gordon | 199 | 2016-19 |
| Veronica Wootson | 199 | 2004-07 |
| 7. Morgan Klavemann | 193 | 2015-18 |
| 8. Brandi Stuart | 192 | 2000-03 |
| 9. Courtney Senas | 180 | 2011-14 |
| 10. Susan Buttery | 170 | 1990-93 |

HITS

| | | |
|---------------------------|-----|---------|
| 1. Shamalene Wilson | 310 | 1993-96 |
| 2. Jessie Warren | 288 | 2015-18 |
| 3. Brandi Stuart | 287 | 2000-03 |
| 4. Tiffani Brown | 285 | 2010-14 |
| 5. Veronica Wootson | 282 | 2004-07 |
| 6. Jessica van der Linden | 277 | 2001-04 |
| 7. Natasha Jacob | 271 | 2003-06 |
| 8. Kristy Hull | 265 | 1995-98 |
| 9. Myssi Calkins | 253 | 1994-97 |
| 10. Carly Wynn | 247 | 2007-10 |

DOUBLES

| | | |
|---------------------------|-----------|-----------------|
| 1. Jessie Warren | 51 | 2015-18 |
| Alex Powers | 51 | 2014-17 |
| 3. Jessica van der Linden | 50 | 2001-04 |
| 4. Sydney Sherrill | 47 | 2018-Pr. |
| 5. Carly Wynn | 45 | 2007-10 |
| 6. Cali Harrod | 41 | 2016-19 |
| Maddie O'Brien | 41 | 2012-15 |
| Veronica Wootson | 41 | 2004-07 |
| 9. Victoria East | 39 | 2013-16 |
| Brandi Stuart | 39 | 2000-03 |

TRIPLES

| | | |
|---------------------------|----|---------|
| 1. Shamalene Wilson | 30 | 1993-96 |
| 2. Tiffani Brown | 22 | 2010-14 |
| Veronica Wootson | 22 | 2004-07 |
| 4. Tiffany Daniels | 21 | 1986-89 |
| 5. Lisa Davidson | 19 | 1991-94 |
| 6. Kimmy Carter | 18 | 1999-02 |
| 7. Jessica van der Linden | 17 | 2001-04 |
| Brandi Stuart | 17 | 2000-03 |
| Leslie Barton | 17 | 1990-93 |
| 10. Susan Buttery | 16 | 1990-93 |

HOME RUNS

| | | |
|---------------------------|-----------|-----------------|
| 1. Jessie Warren | 83 | 2015-18 |
| 2. Maddie O'Brien | 55 | 2012-15 |
| 3. Carsyn Gordon | 38 | 2016-19 |
| 4. Courtney Senas | 36 | 2011-14 |
| 5. Alex Powers | 35 | 2014-17 |
| 6. Cali Harrod | 34 | 2016-19 |
| 7. Veronica Wootson | 29 | 2004-07 |
| 8. Sydney Sherrill | 28 | 2018-Pr. |
| Briana Hamilton | 28 | 2011-14 |
| 10. Yuruby Alicart | 26 | 2006-07 |

RBI

| | | |
|---------------------------|-----|---------|
| 1. Jessie Warren | 273 | 2015-18 |
| 2. Maddie O'Brien | 216 | 2012-15 |
| 3. Carsyn Gordon | 174 | 2016-19 |
| 4. Alex Powers | 171 | 2014-17 |
| 5. Jessica van der Linden | 161 | 2001-04 |
| 6. Courtney Senas | 158 | 2011-14 |
| 7. Brandi Stuart | 151 | 2000-03 |
| 8. Cali Harrod | 139 | 2016-19 |
| 9. Veronica Wootson | 137 | 2004-07 |
| 10. Kimmy Carter | 136 | 1999-02 |

STOLEN BASES

| | | |
|---------------------|-----|---------|
| 1. Myssi Calkins | 185 | 1994-97 |
| 2. Brandi Stuart | 162 | 2000-03 |
| 3. Shamalene Wilson | 161 | 1993-96 |
| 4. Morgan Klavemann | 126 | 2015-18 |
| 5. Cali Harrod | 124 | 2016-19 |
| 6. Tiffani Brown | 109 | 2010-14 |
| 7. Serita Brooks | 97 | 2000-01 |
| 8. Danielle Cox | 93 | 1998-99 |
| 9. Veronica Wootson | 79 | 2004-07 |
| 10. Courtney Senas | 69 | 2011-14 |
| Natasha Jacob | 69 | 2003-06 |

WALKS

| | | |
|---------------------------|-----|---------|
| 1. Maddie O'Brien | 198 | 2012-15 |
| 2. Cali Harrod | 155 | 2016-19 |
| 3. Carsyn Gordon | 153 | 2016-19 |
| 4. Jessica van der Linden | 144 | 2001-04 |
| 5. Alex Powers | 133 | 2014-17 |
| Brandi Stuart | 133 | 2000-03 |
| 7. Morgan Klavemann | 123 | 2015-18 |
| 8. Jessie Warren | 121 | 2015-18 |
| 9. Lisa Davidson | 114 | 1991-94 |
| 10. Ashley Stager | 113 | 2008-11 |

SLUGGING PERCENTAGE

| | | |
|--------------------|------|---------|
| 1. Jessie Warren | .820 | 2015-18 |
| 2. Maddie O'Brien | .645 | 2012-15 |
| 3. Yuruby Alicart | .622 | 2006-07 |
| 4. Alex Powers | .612 | 2014-17 |
| 5. Tiffany Daniels | .592 | 1986-89 |
| 6. Carsyn Gordon | .558 | 2016-19 |
| 7. Courtney Senas | .547 | 2011-14 |
| 8. Carly Wynn | .543 | 2007-10 |
| 9. Brandi Stuart | .540 | 2000-03 |
| 10. Cali Harrod | .521 | 2016-19 |

PITCHING RECORDS

APPEARANCES

| | | |
|----------------------|-----|---------|
| 1. Leslie Malerich | 179 | 1999-02 |
| 2. Meghan King | 173 | 2016-19 |
| 3. Lacey Waldrop | 170 | 2012-15 |
| 4. Tiffany McDonald | 163 | 2005-08 |
| 5. Jessica Burroughs | 152 | 2014-17 |
| 6. Sarah Hamilton | 149 | 2008-11 |
| 7. Terese Gober | 141 | 2007-10 |
| 8. Casey Hunter | 137 | 2002-05 |
| 9. Jen White-Cody | 135 | 1998-01 |
| 10. Kristy Fuentes | 125 | 1994-97 |

INNINGS PITCHED

| | | |
|---------------------|-------|---------|
| 1. Leslie Malerich | 988.2 | 1999-02 |
| 2. Tiffany McDonald | 898.1 | 2005-08 |
| 3. Lacey Waldrop | 859.2 | 2012-15 |
| 4. Debbie DeJohn | 798.0 | 1987-90 |
| 5. Meghan King | 791.0 | 2016-19 |
| 6. Casey Hunter | 759.1 | 2002-05 |
| 7. Julie Larsen | 759.0 | 1985-88 |
| 8. Jen White-Cody | 756.1 | 1998-01 |
| 9. Sarah Hamilton | 704.2 | 2008-11 |
| 10. Kristy Fuentes | 698.1 | 1994-97 |

WINS

| | | |
|----------------------------|-----|---------|
| 1. Lacey Waldrop | 109 | 2012-15 |
| 2. Meghan King | 108 | 2016-19 |
| 3. Leslie Malerich | 107 | 1999-02 |
| 4. Jessica Burroughs | 92 | 2014-17 |
| 5. Debbie DeJohn | 90 | 1987-90 |
| 6. Casey Hunter | 85 | 2002-05 |
| Julie Larsen | 85 | 1985-88 |
| 8. Tiffany McDonald | 79 | 2005-08 |
| 9. Christy Larsen | 77 | 1988-91 |
| 10. Jessica van der Linden | 76 | 2001-04 |

STRIKEOUTS

| | | |
|---------------------------|-------|---------|
| 1. Sarah Hamilton | 1,005 | 2008-11 |
| 2. Tiffany McDonald | 939 | 2005-08 |
| 3. Lacey Waldrop | 917 | 2012-15 |
| 4. Jessica van der Linden | 899 | 2001-04 |
| 5. Casey Hunter | 893 | 2002-05 |
| 6. Jessica Burroughs | 845 | 2014-17 |
| 7. Julie Larsen | 834 | 1985-88 |
| 8. Christy Larsen | 758 | 1988-91 |
| 9. Leslie Malerich | 751 | 1999-02 |
| 10. Terese Gober | 692 | 2007-10 |

EARNED RUN AVERAGE

(MINIMUM 300 IP)

| | | |
|---------------------------|------|---------|
| 1. Shelley Berube | 0.38 | 1984-85 |
| 2. Toni Gutierrez | 0.47 | 1990-93 |
| 3. Tina Kyler | 0.50 | 1984-85 |
| 4. Julie Larsen | 0.68 | 1985-88 |
| 5. Debbie DeJohn | 0.69 | 1987-90 |
| 6. Marla Looper | 0.78 | 1993-94 |
| 7. Rebecca Aase | 0.84 | 1991-94 |
| 8. Jessica van der Linden | 0.96 | 2001-04 |
| 9. Christy Larsen | 0.98 | 1988-91 |
| 10. Renee Espinoza | 1.06 | 1995-96 |

SHUTOUTS

| | | |
|---------------------------|----|---------|
| 1. Christy Larsen | 52 | 1988-91 |
| 2. Toni Gutierrez | 51 | 1990-93 |
| 3. Julie Larsen | 50 | 1985-88 |
| 4. Leslie Malerich | 45 | 1999-02 |
| 5. Rebecca Aase | 43 | 1991-94 |
| Debbie DeJohn | 43 | 1987-90 |
| 7. Jessica van der Linden | 39 | 2001-04 |
| 8. Casey Hunter | 36 | 2002-05 |
| 9. Kristy Fuentes | 35 | 1994-97 |
| 10. Tina Kyler | 30 | 1984-85 |

SAVES

| | | |
|----------------------------|----|---------|
| 1. Meghan King | 11 | 2016-19 |
| 2. Jessica Burroughs | 9 | 2014-17 |
| Jessica Nori | 9 | 2011-14 |
| 4. Sarah Hamilton | 8 | 2008-11 |
| Tiffany McDonald | 8 | 2005-07 |
| 6. Lacey Waldrop | 7 | 2012-15 |
| Casey Hunter | 7 | 2002-05 |
| 8. Leslie Malerich | 6 | 1999-02 |
| 9. Bailey Schinella | 5 | 2012-15 |
| 10. Jessica van der Linden | 4 | 2001-04 |
| Marla Looper | 4 | 1993-94 |

FIELDING RECORDS

ASSISTS

| | | |
|---------------------|-----|---------|
| 1. Tami Post | 591 | 1996-99 |
| 2. Jesse McGregor | 523 | 1996-99 |
| 3. Jessie Warren | 515 | 2015-18 |
| 4. Cali Harrod | 451 | 2016-19 |
| Shannan Mitchem | 451 | 1989-92 |
| 6. Brandi Stuart | 444 | 2000-03 |
| 7. Veronica Wootson | 422 | 2004-07 |
| 8. Maddie O'Brien | 405 | 2012-15 |
| 9. Penny Siqueiros | 403 | 1989-92 |
| 10. Tiffani Brown | 391 | 2010-14 |

PUTOUTS

| | | |
|--------------------|------|---------|
| 1. Lori Crouse | 1260 | 1986-89 |
| 2. Wendy Braye | 1209 | 1994-97 |
| 3. Brittany Osmon | 1203 | 2005-08 |
| 4. Julie Rice | 1169 | 1988-91 |
| 5. Corrie Williams | 1149 | 1996-99 |
| 6. Alex Powers | 1124 | 2014-17 |
| 7. Beth Wade | 1117 | 2001-04 |
| 8. Heather Feltman | 1013 | 1993-95 |
| 9. Carsyn Gordon | 923 | 2016-19 |
| 10. Victoria East | 901 | 2013-16 |

Returning Players in BOLD



10 WCWS APPEARANCES • 17 ACC CHAMPIONSHIPS • 32 NCAA APPEARANCES

SINGLE SEASON TOP 10

BATTING RECORDS

AT BATS

| | | | |
|-----|------------------|-----|------|
| 1. | Natasha Jacob | 252 | 2006 |
| 2. | Veronica Wootson | 248 | 2004 |
| 3. | Serita Brooks | 242 | 2000 |
| 4. | Susan Buttery | 240 | 1991 |
| 5. | Brandi Stuart | 233 | 2000 |
| 6. | Kristy Hull | 232 | 1995 |
| 7. | Shamalene Wilson | 229 | 1996 |
| 8. | Danielle Cox | 227 | 1999 |
| | Cindy Lawton | 227 | 1995 |
| 10. | Whitney Buckmon | 222 | 2006 |

BATTING AVERAGE

| | | | |
|----|------------------------|-------------|-------------|
| 1. | Danielle Cox | .432 | 1999 |
| 2. | Maddie O'Brien | .424 | 2014 |
| 3. | Jessie Warren | .413 | 2017 |
| 4. | Jessica van der Linden | .412 | 2003 |
| 5. | Morgan Klavevemann | .410 | 2017 |
| 6. | Sydney Sherrill | .405 | 2019 |
| 7. | Jessie Warren | .404 | 2018 |
| 8. | Shamalene Wilson | .402 | 1996 |
| 9. | Jessica van der Linden | .401 | 2004 |
| | Serita Brooks | .401 | 2000 |

RUNS

| | | | |
|----|--------------------|----|------|
| 1. | Cali Harrod | 73 | 2019 |
| 2. | Shamalene Wilson | 72 | 1996 |
| 3. | Jessie Warren | 71 | 2016 |
| 4. | Veronica Wootson | 70 | 2004 |
| 5. | Morgan Klavevemann | 69 | 2016 |
| 6. | Carsyn Gordon | 66 | 2019 |
| 7. | Tiffani Brown | 65 | 2014 |
| | Courtney Senas | 65 | 2014 |
| 9. | Brandi Stuart | 63 | 2002 |
| | Tiffany Daniels | 63 | 1987 |

HITS

| | | | |
|-----|------------------|----|------|
| 1. | Serita Brooks | 99 | 2000 |
| 2. | Danielle Cox | 98 | 1999 |
| 3. | Natasha Jacob | 94 | 2006 |
| 4. | Shamalene Wilson | 91 | 1996 |
| 5. | Kristy Hull | 87 | 1995 |
| | Cindy Lawton | 87 | 1995 |
| 7. | Susan Buttery | 84 | 1991 |
| 8. | Veronica Wootson | 83 | 2004 |
| 9. | Myssi Calkins | 82 | 1997 |
| 10. | Sydney Sherrill | 81 | 2018 |
| | Brandi Stuart | 81 | 2002 |
| | Shamalene Wilson | 81 | 1994 |

DOUBLES

| | | | |
|----|------------------------|-----------|-------------|
| 1. | Sydney Sherrill | 29 | 2018 |
| 2. | Alex Powers | 19 | 2017 |
| | Yuruby Alicart | 19 | 2006 |
| 4. | Sydney Sherrill | 18 | 2019 |
| | Carly Wynn | 18 | 2010 |
| 6. | Maddie O'Brien | 17 | 2014 |
| | Yuruby Alicart | 17 | 2007 |
| 8. | Alex Powers | 16 | 2016 |
| | Victoria East | 16 | 2013 |
| | Cindy Lawton | 16 | 1995 |

TRIPLES

| | | | |
|----|------------------|----|------|
| 1. | Tiffany Daniels | 11 | 1987 |
| | Shamalene Wilson | 11 | 1995 |
| 3. | Veronica Wootson | 9 | 2006 |
| | Susan Buttery | 9 | 1991 |
| | Lisa Davidson | 9 | 1993 |
| | Shamalene Wilson | 9 | 1994 |
| 7. | Carly Wynn | 8 | 2010 |
| | Serita Brooks | 8 | 1996 |
| 9. | Veronica Wootson | 7 | 2004 |
| | Brandi Stuart | 7 | 2002 |
| | Shamalene Wilson | 7 | 1996 |
| | Lisa Donaldson | 7 | 1991 |

HOME RUNS

| | | | |
|----|------------------------|-----------|-------------|
| 1. | Maddie O'Brien | 24 | 2014 |
| 2. | Jessie Warren | 23 | 2017 |
| 3. | Jessie Warren | 21 | 2018 |
| 4. | Jessie Warren | 20 | 2016 |
| 5. | Jessie Warren | 19 | 2015 |
| 6. | Sydney Sherrill | 16 | 2019 |
| | Alex Powers | 16 | 2016 |
| 8. | Carsyn Gordon | 15 | 2019 |
| | Cali Harrod | 15 | 2019 |
| | Courtney Senas | 15 | 2014 |

RBI

| | | | |
|----|------------------------|-----------|-------------|
| 1. | Maddie O'Brien | 83 | 2014 |
| 2. | Jessie Warren | 78 | 2016 |
| 3. | Jessie Warren | 70 | 2018 |
| 4. | Jessie Warren | 68 | 2017 |
| 5. | Alex Powers | 63 | 2016 |
| 6. | Sydney Sherrill | 60 | 2019 |
| 7. | Dani Morgan | 58 | 2019 |
| | Sydney Sherrill | 58 | 2018 |
| 9. | Elizabeth Mason | 57 | 2019 |
| | Jessie Warren | 57 | 2015 |
| | Courtney Senas | 57 | 2014 |

STOLEN BASES

| | | | |
|----|--------------------|----|------|
| 1. | Danielle Cox | 73 | 1999 |
| 2. | Shamalene Wilson | 69 | 1996 |
| 3. | Myssi Calkins | 61 | 1997 |
| 4. | Serita Brooks | 55 | 2001 |
| 5. | Brandi Stuart | 54 | 2002 |
| | Myssi Calkins | 54 | 1996 |
| 7. | Morgan Klavevemann | 53 | 2016 |
| 8. | Myssi Calkins | 44 | 1994 |
| 9. | Cali Harrod | 43 | 2019 |
| | Tiffani Brown | 43 | 2012 |

WALKS

| | | | |
|-----|------------------------|----|------|
| 1. | Maddie O'Brien | 73 | 2015 |
| 2. | Cali Harrod | 57 | 2019 |
| 3. | Alex Powers | 56 | 2015 |
| 4. | Maddie O'Brien | 56 | 2014 |
| 5. | Carsyn Gordon | 54 | 2018 |
| 6. | Erika Leonard | 52 | 2012 |
| 7. | Morgan Klavevemann | 51 | 2016 |
| | Brandi Stuart | 49 | 2002 |
| 9. | Jessica van der Linden | 46 | 2003 |
| 10. | Cali Harrod | 44 | 2018 |

SLUGGING PERCENTAGE

| | | | |
|-----|------------------------|-------------|-------------|
| 1. | Maddie O'Brien | .942 | 2014 |
| 2. | Jessie Warren | .922 | 2017 |
| 3. | Jessie Warren | .836 | 2018 |
| 4. | Jessie Warren | .765 | 2016 |
| 5. | Sydney Sherrill | .762 | 2019 |
| 6. | Jessie Warren | .761 | 2015 |
| 7. | Alex Powers | .721 | 2016 |
| 8. | Dani Morgan | .694 | 2019 |
| 9. | Sydney Sherrill | .676 | 2018 |
| 10. | Tiffany Daniels | .673 | 1987 |

PITCHING RECORDS

APPEARANCES

| | | | |
|----|------------------|----|------|
| 1. | Leslie Malerich | 58 | 2000 |
| 2. | Tiffany McDonald | 57 | 2006 |
| 3. | Leslie Malerich | 55 | 2002 |
| 4. | Lacey Waldrop | 48 | 2014 |
| | Kristy Fuentes | 48 | 1997 |
| 6. | Meghan King | 47 | 2016 |
| | Lacey Waldrop | 47 | 2013 |
| | Casey Hunter | 47 | 2005 |
| 9. | Sarah Hamilton | 45 | 2011 |
| | Sarah Hamilton | 45 | 2010 |

INNINGS PITCHED

| | | | |
|-----|------------------------|-------|------|
| 1. | Tiffany McDonald | 329.1 | 2006 |
| 2. | Leslie Malerich | 323.0 | 2000 |
| 3. | Leslie Malerich | 315.1 | 2002 |
| 4. | Kristy Fuentes | 310.0 | 1997 |
| 5. | Toni Gutierrez | 285.1 | 1992 |
| 6. | Christy Larsen | 275.0 | 1991 |
| 7. | Casey Hunter | 268.1 | 2005 |
| 8. | Lacey Waldrop | 266.1 | 2014 |
| 9. | Renee Espinoza | 253.0 | 1996 |
| 10. | Jessica van der Linden | 246.1 | 2004 |

WINS

| | | | |
|----|------------------|----|------|
| 1. | Lacey Waldrop | 38 | 2014 |
| 2. | Leslie Malerich | 35 | 2002 |
| | Leslie Malerich | 35 | 2000 |
| | Toni Gutierrez | 35 | 1992 |
| 5. | Casey Hunter | 33 | 2004 |
| 6. | Kristy Fuentes | 32 | 1997 |
| 7. | Meghan King | 30 | 2019 |
| | Kylee Hanson | 30 | 2018 |
| | Tiffany McDonald | 30 | 2006 |
| | Renee Espinoza | 30 | 1996 |

STRIKEOUTS

| | | | |
|-----|------------------------|-----|------|
| 1. | Jessica van der Linden | 378 | 2004 |
| 2. | Casey Hunter | 338 | 2005 |
| 3. | Sarah Hamilton | 326 | 2010 |
| 4. | Tiffany McDonald | 312 | 2006 |
| 5. | Sarah Hamilton | 311 | 2009 |
| 6. | Christy Larsen | 307 | 1991 |
| 7. | Sarah Hamilton | 289 | 2011 |
| 8. | Toni Gutierrez | 295 | 1992 |
| 9. | Lacey Waldrop | 287 | 2014 |
| 10. | Casey Hunter | 277 | 2004 |

EARNED RUN AVERAGE

(MINIMUM 100 INNINGS PITCHED)

| | | | |
|-----|----------------|------|------|
| 1. | Julie Larsen | 0.29 | 1985 |
| 2. | Christy Larsen | 0.35 | 1990 |
| 3. | Julie Larsen | 0.37 | 1986 |
| 4. | Marla Looper | 0.42 | 1993 |
| 5. | Toni Gutierrez | 0.46 | 1993 |
| | Tina Kyler | 0.46 | 1985 |
| 7. | Toni Gutierrez | 0.47 | 1992 |
| 8. | Rebecca Aase | 0.51 | 1993 |
| | Debbie DeJohn | 0.51 | 1987 |
| 10. | Debbie DeJohn | 0.53 | 1989 |
| | Shelly Berube | 0.53 | 1985 |

SHUTOUTS

| | | | |
|----|------------------------|----|------|
| 1. | Toni Gutierrez | 23 | 1992 |
| 2. | Jessica van der Linden | 20 | 2004 |
| | Julie Larsen | 20 | 1986 |
| 4. | Leslie Malerich | 16 | 2000 |
| | Julie Larsen | 16 | 1987 |
| 6. | Rene Espinoza | 15 | 1995 |
| | Christy Larsen | 15 | 1990 |
| 8. | Casey Hunter | 14 | 2004 |
| | Toni Gutierrez | 14 | 1991 |
| | Debbie DeJohn | 14 | 1990 |
| | Tina Kyler | 14 | 1985 |

SAVES

| | | | |
|----|-------------------|---|------|
| 1. | Jessica Burroughs | 4 | 2017 |
| | Jessica Nori | 4 | 2014 |
| | Jessica Nori | 4 | 2012 |
| | Bailey Schinella | 4 | 2012 |
| | Tiffany McDonald | 4 | 2006 |
| | Leslie Malerich | 4 | 2002 |
| | Marla Looper | 4 | 1994 |
| 8. | Meghan King | 3 | 2019 |
| | Meghan King | 3 | 2018 |
| | Meghan King | 3 | 2017 |
| | Jessica Burroughs | 3 | 2015 |
| | Sarah Hamilton | 3 | 2010 |
| | Tiffany McDonald | 3 | 2007 |
| | Casey Hunter | 3 | 2005 |
| | Niki Zenger | 3 | 1995 |

FIELDING RECORDS

ASSISTS

| | | | |
|----|------------------|-----|------|
| 1. | Cindy Lawton | 189 | 1995 |
| 2. | Natalie Bennett | 173 | 2000 |
| 3. | Tami Post | 171 | 1998 |
| 4. | Shannan Mitchem | 165 | 1992 |
| 5. | Natalie Bennett | 156 | 2001 |
| 6. | Jesse McGregor | 153 | 1998 |
| 7. | Jessie Warren | 150 | 2016 |
| 8. | Veronica Wootson | 149 | 2007 |
| 9. | Jessie Warren | 147 | 2017 |
| | Shannan Mitchem | 147 | 1991 |

PUTOUTS

| | | | |
|-----|------------------|-----|------|
| 1. | Kaleigh Rafter | 540 | 2009 |
| 2. | Becky Wallace | 498 | 2000 |
| 3. | Jen Lapicki | 489 | 2010 |
| 4. | Heather Feltmann | 480 | 1994 |
| 5. | Heather Feltmann | 463 | 1995 |
| 6. | Leslie Adams | 443 | 1992 |
| 7. | Carsyn Gordon | 431 | 2018 |
| 8. | Alex Powers | 421 | 2016 |
| 9. | Victoria East | 418 | 2013 |
| 10. | Robyn Gauger | 409 | 2001 |

Returning Players in BOLD



YEARLY LEADERS

**YEARLY OFFENSIVE LEADERS
(SINCE 1984)**

BATTING AVERAGE

| | | |
|------|-----------------------------|------|
| 1984 | Greta Bahn..... | .331 |
| 1985 | Greta Bahn..... | .274 |
| 1986 | Carolyn Fiero..... | .352 |
| 1987 | Tiffany Daniels..... | .391 |
| 1988 | Tiffany Daniels..... | .340 |
| 1989 | Tiffany Daniels..... | .350 |
| 1990 | Penny Siqueiros..... | .313 |
| 1991 | Penny Siqueiros..... | .329 |
| 1992 | Penny Siqueiros..... | .381 |
| 1993 | Susan Buttery..... | .377 |
| 1994 | Shamalene Wilson..... | .380 |
| 1995 | Cindy Lawton..... | .383 |
| 1996 | Shamalene Wilson..... | .402 |
| 1997 | Myssi Calkins..... | .374 |
| 1998 | Dana Bailey..... | .342 |
| 1999 | Danielle Cox..... | .432 |
| 2000 | Serita Brooks..... | .401 |
| 2001 | Brandi Stuart..... | .361 |
| 2002 | Brandi Stuart..... | .391 |
| 2003 | Jessica van der Linden..... | .412 |
| 2004 | Jessica van der Linden..... | .401 |
| 2005 | Natasha Jacob..... | .359 |
| 2006 | Natasha Jacob..... | .373 |
| 2007 | Veronica Wootson..... | .349 |
| 2008 | Carly Wynn..... | .368 |
| 2009 | Carly Wynn..... | .337 |
| 2010 | Carly Wynn..... | .378 |
| 2011 | Jen Lapicki..... | .343 |
| 2012 | Shayla Jackson..... | .304 |
| 2013 | Morgan Bullock..... | .346 |
| 2014 | Maddie O'Brien..... | .424 |
| 2015 | Morgan Klaevemann..... | .393 |
| 2016 | Alex Powers..... | .396 |
| 2017 | Jessie Warren..... | .413 |
| 2018 | Jessie Warren..... | .404 |
| 2019 | Sydney Sherrill..... | .405 |

RUNS

| | | |
|------|------------------------|----|
| 1984 | Greta Bahn..... | 36 |
| 1985 | Greta Bahn..... | 35 |
| 1986 | Barbara Gillespie..... | 24 |
| 1987 | Tiffany Daniels..... | 63 |
| 1988 | Tiffany Daniels..... | 39 |
| 1989 | Tiffany Daniels..... | 35 |
| 1990 | Christy Larsen..... | 30 |
| 1991 | Susan Buttery..... | 43 |
| 1992 | Susan Buttery..... | 59 |
| 1993 | Susan Buttery..... | 58 |
| 1994 | Shamalene Wilson..... | 55 |
| 1995 | Shamalene Wilson..... | 55 |
| 1996 | Shamalene Wilson..... | 72 |
| 1997 | Myssi Calkins..... | 55 |
| 1998 | Kristy Hull..... | 42 |
| 1999 | Danielle Cox..... | 52 |
| 2000 | Serita Brooks..... | 54 |
| 2001 | Serita Brooks..... | 58 |
| 2002 | Brandi Stuart..... | 63 |
| 2003 | Brandi Stuart..... | 41 |
| 2004 | Veronica Wootson..... | 70 |
| 2005 | Natasha Jacob..... | 29 |
| 2006 | Yuruby Alicart..... | 51 |
| 2007 | Veronica Wootson..... | 61 |
| 2008 | Carly Wynn..... | 38 |
| 2009 | Carly Wynn..... | 43 |
| 2010 | Carly Wynn..... | 52 |
| 2011 | Tiffani Brown..... | 50 |
| 2012 | Tiffani Brown..... | 44 |
| 2013 | Courtney Senas..... | 58 |
| 2014 | Tiffani Brown..... | 65 |
| 2015 | Courtney Senas..... | 65 |
| 2016 | Jessie Warren..... | 53 |
| 2017 | Jessie Warren..... | 71 |
| 2018 | Carsyn Gordon..... | 61 |
| 2019 | Cali Harrod..... | 73 |

HITS

| | | |
|------|-----------------------|----|
| 1984 | Greta Bahn..... | 39 |
| 1985 | Greta Bahn..... | 54 |
| 1986 | Carolyn Fiero..... | 42 |
| 1987 | Tiffany Daniels..... | 79 |
| 1988 | Tiffany Daniels..... | 55 |
| 1989 | Tiffany Daniels..... | 56 |
| 1990 | Penny Siqueiros..... | 56 |
| 1991 | Penny Siqueiros..... | 71 |
| 1992 | Susan Buttery..... | 84 |
| 1993 | Susan Buttery..... | 78 |
| 1994 | Shamalene Wilson..... | 81 |
| 1995 | Cindy Lawton..... | 87 |
| 1996 | Kristy Hull..... | 87 |
| 1997 | Shamalene Wilson..... | 92 |

| | | |
|------|-----------------------------|----|
| 1997 | Myssi Calkins..... | 82 |
| 1998 | Dana Bailey..... | 69 |
| 1999 | Danielle Cox..... | 98 |
| 2000 | Serita Brooks..... | 93 |
| 2001 | Brandi Stuart..... | 79 |
| 2002 | Brandi Stuart..... | 81 |
| 2003 | Jessica van der Linden..... | 63 |
| 2004 | Veronica Wootson..... | 83 |
| 2005 | Natasha Jacob..... | 71 |
| 2006 | Natasha Jacob..... | 94 |
| 2007 | Veronica Wootson..... | 76 |
| 2008 | Whitney Buckmon..... | 67 |
| 2009 | Carly Wynn..... | 68 |
| 2010 | Carly Wynn..... | 74 |
| 2011 | Tiffani Brown..... | 71 |
| 2012 | Tiffani Brown..... | 66 |
| 2013 | Victoria East..... | 66 |
| 2014 | Maddie O'Brien..... | 73 |
| 2015 | Morgan Klaevemann..... | 70 |
| 2016 | Alex Powers..... | 78 |
| 2017 | Jessie Warren..... | 74 |
| 2018 | Sydney Sherrill..... | 81 |
| 2019 | Sydney Sherrill..... | 75 |

DOUBLES

| | | |
|------|-----------------------------|----|
| 1984 | Teresa Collins..... | 7 |
| 1985 | Greta Bahn..... | 4 |
| 1986 | Carolyn Fiero..... | 5 |
| 1987 | Carolyn Fiero..... | 6 |
| 1988 | Christy Larsen..... | 5 |
| 1989 | Tiffany Daniels..... | 8 |
| 1990 | Christy Larsen..... | 7 |
| 1991 | Penny Siqueiros..... | 7 |
| 1992 | Leslie Barton..... | 11 |
| 1993 | Leslie Barton..... | 8 |
| 1994 | Lisa Davidson..... | 10 |
| 1995 | Shamalene Wilson..... | 10 |
| 1996 | Cindy Lawton..... | 16 |
| 1997 | Jesse McGregor..... | 9 |
| 1998 | Wendy Braye..... | 14 |
| 1999 | Corrie Williams..... | 11 |
| 2000 | Christy Cerecades..... | 12 |
| 2001 | Teresa Edenfield..... | 11 |
| 2002 | Natalie Bennett..... | 11 |
| 2003 | Monique Marier..... | 14 |
| 2004 | Jessica van der Linden..... | 14 |
| 2005 | Jessica van der Linden..... | 12 |
| 2006 | Brandi Stuart..... | 12 |
| 2007 | Beth Wade..... | 12 |
| 2008 | Lesley Palmer..... | 12 |
| 2009 | Yuruby Alicart..... | 19 |
| 2010 | Yuruby Alicart..... | 17 |
| 2011 | Brittany Osmon..... | 9 |
| 2012 | Brittany Osmon..... | 11 |
| 2013 | Kyle Haddad..... | 11 |
| 2014 | Maddie O'Brien..... | 17 |
| 2015 | Alex Powers..... | 13 |
| 2016 | Alex Powers..... | 16 |
| 2017 | Alex Powers..... | 19 |
| 2018 | Sydney Sherrill..... | 29 |
| 2019 | Sydney Sherrill..... | 18 |

TRIPLES

| | | |
|------|-----------------------------|----|
| 1984 | Greta Bahn..... | 6 |
| 1985 | Laurie Holler..... | 9 |
| 1986 | Carolyn Fiero..... | 5 |
| 1987 | Tiffany Daniels..... | 11 |
| 1988 | Tiffany Daniels..... | 6 |
| 1989 | Christy Larsen..... | 4 |
| 1990 | Leslie Barton..... | 3 |
| 1991 | Toni Gutierrez..... | 3 |
| 1992 | Julie Rice..... | 3 |
| 1993 | Penny Siqueiros..... | 5 |
| 1994 | Susan Buttery..... | 9 |
| 1995 | Lisa Davidson..... | 9 |
| 1996 | Shamalene Wilson..... | 9 |
| 1997 | Shamalene Wilson..... | 7 |
| 1998 | Misty Molin..... | 4 |
| 1999 | Danielle Cox..... | 4 |
| 2000 | Christy Cerecades..... | 5 |
| 2001 | Kimmy Carter..... | 5 |
| 2002 | Serita Brooks..... | 8 |
| 2003 | Serita Brooks..... | 5 |
| 2004 | Elisa Vasquez..... | 4 |
| 2005 | Brandi Stuart..... | 7 |
| 2006 | Elisa Vasquez..... | 4 |
| 2007 | Jessica van der Linden..... | 4 |
| 2008 | Veronica Wootson..... | 7 |
| 2009 | Natasha Jacob..... | 5 |
| 2010 | Veronica Wootson..... | 9 |

| | | |
|------|------------------------|---|
| 2007 | Brittany Osmon..... | 4 |
| 2008 | Veronica Wootson..... | 4 |
| 2009 | Danielle Cox..... | 3 |
| 2010 | Carly Wynn..... | 5 |
| 2011 | Carly Wynn..... | 8 |
| 2012 | Tiffani Brown..... | 6 |
| 2013 | Shayla Jackson..... | 5 |
| 2014 | Courtney Senas..... | 5 |
| 2015 | Tiffani Brown..... | 5 |
| 2016 | Morgan Klaevemann..... | 3 |
| 2017 | Jessie Warren..... | 3 |
| 2018 | Alex Kossoff..... | 3 |
| 2019 | Ellie Cooper..... | 5 |
| 2020 | Carsyn Gordon..... | 5 |
| 2021 | Cali Harrod..... | 5 |
| 2022 | Carsyn Gordon..... | 4 |
| 2023 | Cali Harrod..... | 4 |
| 2024 | Leslie Farris..... | 4 |

HOME RUNS

| | | |
|------|-----------------------|----|
| 1984 | Teresa Collins..... | 7 |
| 1985 | Wendy Rogers..... | 5 |
| 1986 | Carolyn Fiero..... | 6 |
| 1987 | Tiffany Daniels..... | 10 |
| 1988 | Tiffany Daniels..... | 6 |
| 1989 | Tiffany Daniels..... | 6 |
| 1990 | Leslie Barton..... | 5 |
| 1991 | Susan Buttery..... | 3 |
| 1992 | Lisa Davidson..... | 6 |
| 1993 | Leslie Barton..... | 5 |
| 1994 | Lisa Davidson..... | 7 |
| 1995 | Shamalene Wilson..... | 5 |
| 1996 | Shamalene Wilson..... | 3 |
| 1997 | Wendy Braye..... | 4 |
| 1998 | Corrie Williams..... | 3 |
| 1999 | Danielle Cox..... | 2 |
| 2000 | Teresa Edenfield..... | 4 |
| 2001 | Monique Marier..... | 6 |
| 2002 | Brandi Stuart..... | 10 |
| 2003 | Brandi Stuart..... | 8 |
| 2004 | Beth Wade..... | 8 |
| 2005 | Tatiana George..... | 7 |
| 2006 | Yuruby Alicart..... | 12 |
| 2007 | Yuruby Alicart..... | 14 |
| 2008 | Brittany Osmon..... | 7 |
| 2009 | Kaleigh Rafter..... | 11 |
| 2010 | Tory Haddad..... | 7 |
| 2011 | Ashley Stager..... | 10 |
| 2012 | Briana Hamilton..... | 12 |
| 2013 | Courtney Senas..... | 14 |
| 2014 | Maddie O'Brien..... | 24 |
| 2015 | Jessie Warren..... | 19 |
| 2016 | Jessie Warren..... | 20 |
| 2017 | Jessie Warren..... | 23 |
| 2018 | Jessie Warren..... | 21 |
| 2019 | Sydney Sherrill..... | 16 |

SLUGGING PERCENTAGE

| | | |
|------|-----------------------------|------|
| 1984 | Teresa Collins..... | .628 |
| 1985 | Laurie Holler..... | .368 |
| 1986 | Carolyn Fiero..... | .630 |
| 1987 | Tiffany Daniels..... | .688 |
| 1988 | Tiffany Daniels..... | .543 |
| 1989 | Tiffany Daniels..... | .550 |
| 1990 | Penny Siqueiros..... | .397 |
| 1991 | Penny Siqueiros..... | .426 |
| 1992 | Lisa Davidson..... | .527 |
| 1993 | Lisa Davidson..... | .560 |
| 1994 | Shamalene Wilson..... | .582 |
| 1995 | Shamalene Wilson..... | .530 |
| 1996 | Shamalene Wilson..... | .524 |
| 1997 | Wendy Braye..... | .476 |
| 1998 | Corrie Williams..... | .460 |
| 1999 | Danielle Cox..... | .493 |
| 2000 | Serita Brooks..... | .510 |
| 2001 | Monique Marier..... | .543 |
| 2002 | Brandi Stuart..... | .647 |
| 2003 | Brandi Stuart..... | .577 |
| 2004 | Jessica van der Linden..... | .553 |
| 2005 | Natasha Jacob..... | .434 |
| 2006 | Yuruby Alicart..... | .621 |
| 2007 | Yuruby Alicart..... | .623 |
| 2008 | Carly Wynn..... | .500 |
| 2009 | Kaleigh Rafter..... | .585 |
| 2010 | Carly Wynn..... | .643 |
| 2011 | Jen Lapicki..... | .509 |
| 2012 | Briana Hamilton..... | .527 |
| 2013 | Courtney Senas..... | .646 |
| 2014 | Maddie O'Brien..... | .942 |
| 2015 | Jessie Warren..... | .761 |
| 2016 | Jessie Warren..... | .765 |
| 2017 | Jessie Warren..... | .922 |
| 2018 | Jessie Warren..... | .836 |
| 2019 | Sydney Sherrill..... | .762 |

RUNS BATTED IN

| | | |
|------|-----------------------------|----|
| 1984 | Greta Bahn..... | 25 |
| 1985 | Teresa Collins..... | 25 |
| 1986 | Wendy Rogers..... | 31 |
| 1987 | Carolyn Fiero..... | 25 |
| 1988 | Tiffany Daniels..... | 41 |
| 1989 | Lori Crouse..... | 33 |
| 1990 | Tiffany Daniels..... | 28 |
| 1991 | Penny Siqueiros..... | 23 |
| 1992 | Penny Siqueiros..... | 31 |
| 1993 | Leslie Barton..... | 49 |
| 1994 | Shamalene Wilson..... | 36 |
| 1995 | Cindy Lawton..... | 46 |
| 1996 | Shamalene Wilson..... | 45 |
| 1997 | Misty Molin..... | 38 |
| 1998 | Corrie Williams..... | 40 |
| 1999 | Kimmy Carter..... | 21 |
| 2000 | Teresa Edenfield..... | 46 |
| 2001 | Monique Marier..... | 41 |
| 2002 | Kimmy Carter..... | 53 |
| 2003 | Elisa Vasquez..... | 46 |
| 2004 | Jessica van der Linden..... | 55 |
| 2005 | Tatiana George..... | 25 |
| 2006 | Yuruby Alicart..... | 54 |
| 2007 | Yuruby Alicart..... | 56 |
| 2008 | Brittany Osmon..... | 46 |
| 2009 | Kaleigh Rafter..... | 42 |
| 2010 | Jen Lapicki..... | 41 |
| 2011 | Jen Lapicki..... | 35 |
| 2012 | Maddie O'Brien..... | 43 |
| 2013 | Kelly Hensley..... | 54 |
| 2014 | Maddie O'Brien..... | 83 |
| 2015 | Jessie Warren..... | 57 |
| 2016 | Jessie Warren..... | 78 |
| 2017 | Jessie Warren..... | 68 |
| 2018 | Jessie Warren..... | 70 |
| 2019 | Sydney Sherrill..... | 60 |

STOLEN BASES

| | | |
|------|------------------------|----|
| 1984 | Sunnie O'Neal..... | 11 |
| 1985 | Greta Bahn..... | 15 |
| 1986 | Barbara Gillespie..... | 15 |
| 1987 | Greta Bahn..... | 20 |
| 1988 | Tiffany Daniels..... | 23 |
| 1989 | Christy Larsen..... | 12 |
| 1990 | Tiffany Daniels..... | 25 |
| 1991 | Jodie Bullock..... | 7 |
| 1992 | Tina Getherall..... | 11 |
| 1993 | Leslie Barton..... | 35 |
| 1994 | Shamalene Wilson..... | 25 |
| 1995 | Myssi Calkins..... | 44 |
| 1996 | Shamalene Wilson..... | 39 |
| 1997 | Shamalene Wilson..... | 69 |
| 1998 | Myssi Calkins..... | 61 |
| 1999 | Dana Bailey..... | 27 |
| 2000 | Danielle Cox..... | 73 |
| 2001 | Serita Brooks..... | 42 |
| 2002 | Brandi Stuart..... | 45 |
| 2003 | Serita Brooks..... | 55 |
| 2004 | Brandi Stuart..... | 54 |
| 2005 | Brandi Stuart..... | 36 |
| 2006 | Natasha Jacob..... | 18 |
| 2007 | Natasha Jacob..... | 24 |
| 2008 | Veronica Wootson..... | 35 |
| 2009 | Whitney Buckmon..... | 28 |
| 2010 | Carly Wynn..... | 21 |
| 2011 | Carly Wynn..... | 25 |
| 2012 | Tiffani Brown..... | 24 |
| 2013 | Tiffani Brown..... | 43 |
| 2014 | Courtney Senas..... | 16 |
| 2015 | Tiffani Brown..... | 25 |
| 2016 | Morgan Klaevemann..... | 20 |
| 2017 | Morgan Klaevemann..... | 53 |
| 2018 | Morgan Klaevemann..... | 36 |
| 2019 | Cali Harrod..... | 33 |
| 2020 | Cali Harrod..... | 43 |

WALKS

| | | |
|------|------------------------|----|
| 1984 | Greta Bahn..... | 21 |
| 1985 | Greta Bahn..... | 25 |
| 1986 | Laurie Holler..... | 24 |
| 1987 | Tiffany Daniels..... | 39 |
| 1988 | Tiffany Daniels..... | 26 |
| 1989 | Tiffany Daniels..... | 24 |
| 1990 | Jodie Bullock..... | 17 |
| 1991 | Susan Buttery..... | 23 |
| 1992 | Susan Buttery..... | 13 |
| 1993 | Leslie Barton..... | 29 |
| 1994 | Lisa Davidson..... | 28 |
| 1995 | Jen Olow..... | 23 |
| 1996 | Wendy Braye..... | 22 |
| 1997 | Kristy Hull..... | 20 |
| 1998 | Windy Weltz..... | 30 |
| 1999 | Christy Cerecades..... | 30 |
| 2000 | Christy Cerecades..... | 30 |



YEARLY LEADERS

Table listing player names and years with corresponding values for various categories.

SACRIFICE HITS

Table listing player names and years with corresponding sacrifice hit counts.

YEARLY PITCHING LEADERS (SINCE 1984)

APPEARANCES

Table listing player names and years with corresponding appearance counts.

Table listing player names and years with corresponding values for various categories.

INNINGS PITCHED

Table listing player names and years with corresponding innings pitched counts.

WINS

Table listing player names and years with corresponding win counts.

STRIKEOUTS

Table listing player names and years with corresponding strikeout counts.

Table listing player names and years with corresponding values for various categories.

EARNED RUN AVERAGE

Table listing player names and years with corresponding earned run average values.

WALKS ALLOWED

Table listing player names and years with corresponding walks allowed counts.

Table listing player names and years with corresponding values for various categories.

HITS ALLOWED

Table listing player names and years with corresponding hits allowed counts.

RUNS ALLOWED

Table listing player names and years with corresponding runs allowed counts.



YEARLY TEAM STATISTICS

BATTING

| Year | G | AVG | AB | R | H | 2B | 3B | HR | RBI | BB | SO | SB | E |
|------|-----------|-------------|-------------|------------|------------|------------|-----------|------------|------------|------------|------------|------------|------------|
| 1984 | 48 | .244 | 1151 | 249 | 281 | 30 | 15 | 21 | 149 | 150 | 142 | 46 | 42 |
| 1985 | 64 | .243 | 1617 | 277 | 393 | 20 | 21 | 14 | 197 | 171 | 181 | 61 | 51 |
| 1986 | 49 | .246 | 1242 | 188 | 305 | 17 | 12 | 15 | 134 | 127 | 146 | 55 | 62 |
| 1987 | 64 | .268 | 1668 | 307 | 447 | 34 | 28 | 19 | 235 | 169 | 147 | 49 | 97 |
| 1988 | 58 | .250 | 1509 | 211 | 381 | 20 | 26 | 16 | 169 | 102 | 126 | 36 | 72 |
| 1989 | 53 | .247 | 1377 | 176 | 340 | 30 | 16 | 17 | 138 | 106 | 91 | 41 | 48 |
| 1990 | 63 | .238 | 1595 | 182 | 482 | 27 | 18 | 13 | 140 | 123 | 159 | 38 | 56 |
| 1991 | 74 | .261 | 1959 | 272 | 511 | 41 | 26 | 8 | 191 | 136 | 186 | 52 | 59 |
| 1992 | 72 | .315 | 1842 | 364 | 580 | 53 | 32 | 23 | 288 | 167 | 170 | 102 | 59 |
| 1993 | 61 | .309 | 1656 | 319 | 512 | 43 | 32 | 20 | 250 | 153 | 206 | 97 | 45 |
| 1994 | 69 | .274 | 1798 | 278 | 492 | 58 | 33 | 20 | 222 | 126 | 255 | 109 | 72 |
| 1995 | 73 | .316 | 1985 | 355 | 628 | 67 | 29 | 10 | 275 | 142 | 163 | 97 | 82 |
| 1996 | 72 | .280 | 1866 | 299 | 522 | 47 | 21 | 5 | 240 | 143 | 177 | 160 | 89 |
| 1997 | 64 | .290 | 1708 | 265 | 495 | 53 | 16 | 6 | 209 | 161 | 154 | 102 | 69 |
| 1998 | 72 | .280 | 1853 | 283 | 519 | 61 | 16 | 4 | 213 | 192 | 217 | 111 | 66 |
| 1999 | 65 | .276 | 1751 | 250 | 484 | 71 | 19 | 7 | 198 | 146 | 247 | 147 | 76 |
| 2000 | 78 | .269 | 2014 | 301 | 542 | 66 | 32 | 17 | 253 | 162 | 357 | 117 | 86 |
| 2001 | 70 | .297 | 1804 | 321 | 235 | 93 | 23 | 21 | 280 | 168 | 302 | 102 | 74 |
| 2002 | 75 | .266 | 1928 | 312 | 512 | 58 | 23 | 33 | 254 | 237 | 368 | 89 | 94 |
| 2003 | 79 | .297 | 1506 | 292 | 447 | 63 | 14 | 22 | 236 | 237 | 226 | 99 | 52 |
| 2004 | 74 | .288 | 1877 | 369 | 541 | 69 | 27 | 44 | 313 | 252 | 372 | 64 | 78 |
| 2005 | 63 | .247 | 1585 | 208 | 392 | 66 | 17 | 27 | 171 | 162 | 372 | 51 | 90 |
| 2006 | 74 | .294 | 1944 | 314 | 571 | 79 | 29 | 34 | 263 | 156 | 391 | 79 | 108 |
| 2007 | 69 | .288 | 1783 | 337 | 514 | 91 | 18 | 49 | 296 | 203 | 339 | 86 | 82 |
| 2008 | 66 | .262 | 1676 | 261 | 439 | 64 | 10 | 26 | 235 | 158 | 357 | 68 | 80 |
| 2009 | 60 | .262 | 1583 | 252 | 415 | 55 | 8 | 31 | 210 | 164 | 300 | 82 | 51 |
| 2010 | 62 | .297 | 1678 | 302 | 499 | 76 | 23 | 29 | 276 | 212 | 226 | 81 | 57 |
| 2011 | 60 | .289 | 1619 | 286 | 468 | 63 | 14 | 40 | 238 | 137 | 268 | 88 | 69 |
| 2012 | 63 | .264 | 1596 | 282 | 422 | 61 | 19 | 32 | 230 | 230 | 270 | 85 | 63 |
| 2013 | 63 | .292 | 1618 | 346 | 473 | 75 | 21 | 60 | 316 | 227 | 290 | 67 | 60 |
| 2014 | 64 | .304 | 1640 | 400 | 498 | 90 | 13 | 65 | 363 | 318 | 242 | 64 | 57 |
| 2015 | 63 | .289 | 1593 | 337 | 461 | 70 | 18 | 51 | 300 | 300 | 258 | 52 | 67 |
| 2016 | 65 | .323 | 1640 | 459 | 530 | 87 | 11 | 63 | 407 | 279 | 224 | 155 | 63 |
| 2017 | 64 | .329 | 1646 | 424 | 541 | 94 | 24 | 71 | 377 | 262 | 260 | 108 | 56 |
| 2018 | 70 | .289 | 1798 | 410 | 519 | 115 | 21 | 76 | 373 | 285 | 332 | 152 | 44 |
| 2019 | 65 | .330 | 1673 | 454 | 552 | 103 | 18 | 105 | 423 | 256 | 245 | 115 | 46 |



10 WCWS APPEARANCES • 17 ACC CHAMPIONSHIPS • 32 NCAA APPEARANCES

YEARLY TEAM STATISTICS

PITCHING

| Year | W-L-T | SV | ERA | IP | H | R | ER | BB | SO | 2B | 3B | HR | AVG |
|------|---------|----|------|-------|-----|-----|-----|-----|-----|----|----|----|------|
| 1984 | 41-5-2 | 0 | 0.37 | 341.0 | 95 | 30 | 18 | 57 | 441 | 6 | 2 | 4 | .091 |
| 1985 | 50-12-2 | 0 | 0.45 | 455.0 | 172 | 57 | 29 | 124 | 517 | 13 | 7 | 5 | .125 |
| 1986 | 42-7 | 1 | 0.46 | 350.0 | 136 | 43 | 23 | 66 | 326 | 7 | 5 | 1 | .127 |
| 1987 | 50-14 | 1 | 1.47 | 443.0 | 228 | 82 | 37 | 119 | 320 | 24 | 4 | 3 | .150 |
| 1988 | 44-14 | 1 | 1.26 | 410.0 | 257 | 104 | 69 | 122 | 318 | 18 | 16 | 3 | .177 |
| 1989 | 39-14 | 0 | 0.91 | 383.0 | 219 | 71 | 44 | 89 | 309 | 8 | 7 | 6 | .168 |
| 1990 | 47-16 | 0 | 1.59 | 454.0 | 208 | 60 | 32 | 76 | 393 | 14 | 9 | 6 | .136 |
| 1991 | 62-12 | 5 | 1.86 | 514.0 | 271 | 91 | 58 | 127 | 558 | 26 | 10 | 2 | .162 |
| 1992 | 63-9 | 0 | 1.70 | 490.0 | 235 | 64 | 42 | 134 | 448 | 10 | 8 | 1 | .141 |
| 1993 | 52-9 | 1 | 0.46 | 426.2 | 234 | 50 | 28 | 97 | 333 | 12 | 7 | 4 | .159 |
| 1994 | 50-19 | 4 | 1.23 | 472.2 | 314 | 121 | 83 | 137 | 354 | 36 | 29 | 14 | .187 |
| 1995 | 58-15 | 4 | 1.53 | 495.0 | 327 | 138 | 108 | 172 | 382 | 42 | 8 | 15 | .199 |
| 1996 | 51-21 | 1 | 1.47 | 495.0 | 370 | 148 | 104 | 143 | 373 | 36 | 4 | 13 | .204 |
| 1997 | 45-19 | 1 | 1.64 | 449.0 | 353 | 140 | 105 | 146 | 164 | 55 | 8 | 23 | .203 |
| 1998 | 51-21 | 0 | 2.16 | 496.0 | 399 | 165 | 119 | 120 | 246 | 69 | 3 | 17 | .214 |
| 1999 | 40-25-1 | 0 | 1.59 | 474.1 | 361 | 142 | 103 | 120 | 332 | 51 | 3 | 13 | .212 |
| 2000 | 51-27 | 3 | 1.69 | 534.2 | 442 | 182 | 129 | 130 | 361 | 71 | 5 | 13 | .216 |
| 2001 | 58-12 | 2 | 0.71 | 474.1 | 252 | 75 | 48 | 120 | 365 | 32 | 3 | 11 | .156 |
| 2002 | 55-20 | 7 | 1.43 | 527.2 | 422 | 165 | 108 | 210 | 475 | 58 | 6 | 19 | .206 |
| 2003 | 46-33 | 3 | 0.67 | 392.2 | 207 | 71 | 48 | 117 | 486 | 29 | 0 | 8 | .155 |
| 2004 | 62-12 | 2 | 0.62 | 498.1 | 229 | 76 | 44 | 106 | 672 | 27 | 3 | 6 | .131 |
| 2005 | 35-28 | 3 | 1.81 | 432.1 | 349 | 166 | 166 | 229 | 493 | 63 | 5 | 12 | .218 |
| 2006 | 44-30 | 5 | 2.71 | 496.1 | 433 | 256 | 192 | 202 | 415 | 69 | 5 | 47 | .230 |
| 2007 | 44-25 | 4 | 1.97 | 468.0 | 346 | 176 | 132 | 165 | 431 | 55 | 13 | 22 | .204 |
| 2008 | 38-28 | 2 | 2.32 | 437.2 | 358 | 196 | 145 | 167 | 494 | 43 | 8 | 23 | .218 |
| 2009 | 44-16 | 2 | 1.16 | 421.1 | 267 | 93 | 70 | 93 | 550 | 42 | 2 | 17 | .243 |
| 2010 | 44-18 | 3 | 1.92 | 419.0 | 289 | 144 | 115 | 134 | 544 | 41 | 5 | 33 | .189 |
| 2011 | 32-28 | 3 | 2.66 | 399.1 | 380 | 209 | 152 | 174 | 370 | 60 | 5 | 33 | .246 |
| 2012 | 47-16 | 10 | 1.53 | 425.2 | 299 | 127 | 93 | 98 | 380 | 58 | 7 | 8 | .192 |
| 2013 | 44-19 | 5 | 1.82 | 408.0 | 297 | 146 | 106 | 108 | 461 | 55 | 4 | 20 | .194 |
| 2014 | 55-9 | 6 | 1.53 | 421.2 | 315 | 131 | 92 | 134 | 434 | 40 | 1 | 17 | .200 |
| 2015 | 49-14 | 6 | 1.83 | 420.1 | 257 | 145 | 110 | 173 | 465 | 37 | 4 | 25 | .170 |
| 2016 | 55-10 | 3 | 2.23 | 423.0 | 350 | 166 | 135 | 112 | 371 | 53 | 10 | 32 | .218 |
| 2017 | 55-8-1 | 8 | 1.47 | 418.1 | 304 | 118 | 88 | 93 | 417 | 43 | 2 | 15 | .198 |
| 2018 | 58-12 | 5 | 1.50 | 463.0 | 299 | 123 | 99 | 127 | 475 | 56 | 4 | 23 | .182 |
| 2019 | 55-10 | 5 | 1.87 | 412.1 | 323 | 135 | 110 | 101 | 378 | 53 | 11 | 26 | .210 |



1981, 1982 AIAW NATIONAL CHAMPIONS • 2018 NCAA NATIONAL CHAMPIONS • 51 ALL-AMERICANS

ALL-TIME POSTSEASON RESULTS

1986 SOUTH REGIONAL

Ruston, Louisiana

| OPPONENT | FSU | OPP | W-L |
|----------------|-----|-----|-----|
| Louisiana Tech | 0 | 4 | L |
| Louisiana Tech | 0 | 1 | L |

1987 SOUTH REGIONAL

Tallahassee, Florida

| OPPONENT | FSU | OPP | W-L |
|----------|-----|-----|-----|
| Adelphi | 1 | 0 | W |
| Adelphi | 3 | 1 | W |

1987 WOMEN'S COLLEGE WORLD SERIES

| OPPONENT | FSU | OPP | W-L |
|---------------------|-----|-----|-----|
| Cal-State Fullerton | 0 | 4 | L |
| Central Michigan | 0 | 1 | L |

1988 SOUTH REGIONAL

Ruston, Louisiana

| OPPONENT | FSU | OPP | W-L |
|----------------|-----|-----|-----|
| Texas A&M | 0 | 1 | L |
| Louisiana Tech | 1 | 6 | L |

1989 SOUTH REGIONAL

Tallahassee, Florida

| OPPONENT | FSU | OPP | W-L |
|----------------|-----|-----|-----|
| South Carolina | 1 | 2 | L |
| Louisiana Tech | 1 | 3 | L |

1990 SOUTH REGIONAL

Lafayette, Louisiana

| OPPONENT | FSU | OPP | W-L |
|--------------|-----|-----|-----|
| Texas A&M | 5 | 0 | W |
| SW Louisiana | 4 | 3 | W |
| SW Louisiana | 2 | 1 | W |

1990 WOMEN'S COLLEGE WORLD SERIES

| OPPONENT | FSU | OPP | W-L |
|----------------|-----|-----|-----|
| Fresno State | 1 | 0 | W |
| Oklahoma State | 1 | 4 | L |
| UNLV | 4 | 1 | W |
| UCLA | 1 | 3 | L |

1991 SOUTH REGIONAL

Lafayette, Louisiana

| OPPONENT | FSU | OPP | W-L |
|----------------|-----|-----|-----|
| SW Louisiana | 1 | 0 | W |
| Oklahoma State | 2 | 0 | W |
| Oklahoma State | 4 | 3 | W |

1991 WOMEN'S COLLEGE WORLD SERIES

| OPPONENT | FSU | OPP | W-L |
|--------------|-----|-----|-----|
| UCLA | 0 | 1 | L |
| UNLV | 1 | 0 | W |
| Fresno State | 0 | 3 | L |

1992 SOUTH REGIONAL

Lafayette, Louisiana

| OPPONENT | FSU | OPP | W-L |
|--------------|-----|-----|-----|
| SW Louisiana | 1 | 0 | W |
| UNLV | 4 | 0 | W |
| SW Louisiana | 1 | 0 | W |

1992 WOMEN'S COLLEGE WORLD SERIES

| OPPONENT | FSU | OPP | W-L |
|------------|-----|-----|-----|
| California | 0 | 3 | L |
| UMass | 2 | 4 | L |

1993 SOUTH REGIONAL

Tallahassee, Florida

| OPPONENT | FSU | OPP | W-L |
|----------|-----|-----|-----|
| Kansas | 0 | 1 | L |
| Iowa | 5 | 3 | W |
| Kansas | 5 | 0 | W |
| Kansas | 2 | 1 | W |

1993 WOMEN'S COLLEGE WORLD SERIES

| OPPONENT | FSU | OPP | W-L |
|----------------|-----|-----|-----|
| Oklahoma State | 2 | 5 | L |
| Connecticut | 1 | 2 | L |

1994 SOUTH REGIONAL

Stillwater, Oklahoma

| OPPONENT | FSU | OPP | W-L |
|------------|-----|-----|-----|
| Oklahoma | 1 | 3 | L |
| Providence | 1 | 2 | L |

1995 WEST REGIONAL

Tucson, Arizona

| OPPONENT | FSU | OPP | W-L |
|----------|-----|-----|-----|
| Nebraska | 1 | 6 | L |
| Ohio | 2 | 0 | W |
| Nebraska | 6 | 2 | W |
| Arizona | 0 | 15 | L |

1996 SOUTH REGIONAL

Tallahassee, Florida

| OPPONENT | FSU | OPP | W-L |
|---------------|-----|-----|-----|
| South Florida | 3 | 1 | W |
| Arizona | 6 | 9 | L |
| South Florida | 6 | 0 | W |
| Arizona | 3 | 10 | L |

1996 MIDWEST REGIONAL

Stillwater, Oklahoma

| OPPONENT | FSU | OPP | W-L |
|----------------|-----|-----|-----|
| Oklahoma State | 0 | 4 | L |
| Stanford | 0 | 1 | L |

2000 WEST REGIONAL

Los Angeles, California

| OPPONENT | FSU | OPP | W-L |
|------------------|-----|-----|-----|
| Long Beach State | 2 | 0 | W |
| Iowa | 4 | 1 | W |
| UCLA | 1 | 6 | L |
| Iowa | 4 | 2 | W |
| UCLA | 1 | 7 | L |

2001 TALLAHASSEE REGIONAL

Tallahassee, Florida

| OPPONENT | FSU | OPP | W-L |
|------------------|-----|-----|-----|
| Bethune-Cookman | 6 | 2 | W |
| Florida | 6 | 2 | W |
| California | 0 | 1 | L |
| Florida Atlantic | 2 | 0 | W |
| California | 2 | 1 | W |
| California | 2 | 3 | L |

2002 TALLAHASSEE REGIONAL

Tallahassee, Florida

| OPPONENT | FSU | OPP | W-L |
|--------------|-----|-----|-----|
| Auburn | 2 | 1 | W |
| Georgia Tech | 0 | 7 | L |
| Chattanooga | 1 | 0 | W |
| Georgia Tech | 3 | 2 | W |
| Georgia Tech | 6 | 1 | W |

2002 WOMEN'S COLLEGE WORLD SERIES

| OPPONENT | FSU | OPP | W-L |
|------------|-----|-----|-----|
| UCLA | 2 | 1 | W |
| California | 0 | 1 | L |
| Nebraska | 4 | 3 | W |
| Arizona | 2 | 6 | L |

2003 GAINESVILLE REGIONAL

Gainesville, Florida

| OPPONENT | FSU | OPP | W-L |
|-----------------|-----|-----|-----|
| Texas-Arlington | 0 | 1 | L |
| Oregon State | 1 | 2 | L |

2004 TALLAHASSEE REGIONAL

Tallahassee, Florida

| OPPONENT | FSU | OPP | W-L |
|----------------------|-----|-----|-----|
| Long Island | 4 | 0 | W |
| Cal State Northridge | 1 | 0 | W |
| Oregon | 5 | 4 | W |
| Oregon | 0 | 1 | L |
| Oregon | 2 | 0 | W |

2004 WOMEN'S COLLEGE WORLD SERIES

| OPPONENT | FSU | OPP | W-L |
|------------|-----|-----|-----|
| California | 2 | 4 | L |
| Washington | 2 | 0 | W |
| LSU | 1 | 2 | L |

2005 AUBURN REGIONAL

Auburn, Alabama

| OPPONENT | FSU | OPP | W-L |
|----------|-----|-----|-----|
| Auburn | 5 | 0 | W |
| Baylor | 5 | 9 | L |
| Auburn | 2 | 0 | W |
| Baylor | 3 | 5 | L |

2006 ATHENS REGIONAL

Athens, Georgia

| OPPONENT | FSU | OPP | W-L |
|------------------|-----|-----|-----|
| Coastal Carolina | 7 | 2 | W |
| Georgia | 3 | 2 | W |
| Georgia | 1 | 3 | L |
| Georgia | 2 | 0 | W |

2006 NCAA SUPER REGIONAL

Tempe, Arizona

| OPPONENT | FSU | OPP | W-L |
|---------------|-----|-----|-----|
| Arizona State | 1 | 6 | L |
| Arizona State | 1 | 5 | L |

2007 TUSCALOOSA REGIONAL

Tuscaloosa, Alabama

| OPPONENT | FSU | OPP | W-L |
|------------|-----|-----|-----|
| California | 6 | 13 | L |
| Alabama | 3 | 6 | L |

2008 TUSCALOOSA REGIONAL

Tuscaloosa, Alabama

| OPPONENT | FSU | OPP | W-L |
|--------------------|-----|-----|-----|
| Jacksonville State | 3 | 4 | L |
| Chattanooga | 5 | 3 | W |
| Jacksonville State | 1 | 10 | L |

2009 TALLAHASSEE REGIONAL

Tallahassee, Florida

| OPPONENT | FSU | OPP | W-L |
|-------------------|-----|-----|-----|
| Oklahoma State | 0 | 1 | L |
| Mississippi State | 5 | 0 | W |
| Oklahoma State | 0 | 1 | L |

2010 ATHENS REGIONAL

Athens, Georgia

| OPPONENT | FSU | OPP | W-L |
|----------|-----|-----|-----|
| Radford | 10 | 1 | W |
| Georgia | 2 | 5 | L |
| Radford | 2 | 3 | L |

2011 ATHENS REGIONAL

Athens, Georgia

| OPPONENT | FSU | OPP | W-L |
|---------------|-----|-----|-----|
| UAB | 0 | 2 | L |
| Georgia State | 6 | 1 | W |
| UAB | 13 | 1 | W |
| Georgia | 2 | 10 | L |

2012 LOS ANGELES REGIONAL

Los Angeles, California

| OPPONENT | FSU | OPP | W-L |
|-----------------|-----|-----|-----|
| San Diego State | 0 | 1 | L |
| UCLA | 2 | 1 | W |
| San Diego State | 0 | 1 | L |

2013 MOBILE REGIONAL

Mobile, Alabama

| OPPONENT | FSU | OPP | W-L |
|-------------------|-----|-----|-----|
| Mississippi State | 5 | 2 | W |
| South Alabama | 2 | 1 | W |
| South Alabama | 0 | 3 | L |
| South Alabama | 7 | 6 | W |

2013 NCAA SUPER REGIONAL

Austin, Texas

| OPPONENT | FSU | OPP | W-L |
|----------|-----|-----|-----|
| Texas | 2 | 3 | L |
| Texas | 0 | 4 | L |

2014 TALLAHASSEE REGIONAL

Tallahassee, Florida

| OPPONENT | FSU | OPP | W-L |
|----------|-----|-----|-----|
| Fordham | 6 | 1 | W |
| USF | 2 | 0 | W |
| USF | 2 | 1 | W |

2014 NCAA SUPER REGIONAL

Tallahassee, Florida

| OPPONENT | FSU | OPP | W-L |
|----------|-----|-----|-----|
| Michigan | 3 | 17 | L |
| Michigan | 6 | 0 | W |
| Michigan | 4 | 2 | W |

2014 WOMEN'S COLLEGE WORLD SERIES

Oklahoma City, Oklahoma

| OPPONENT | FSU | OPP | W-L |
|----------|-----|-----|-----|
| Oregon | 0 | 3 | L |
| Baylor | 2 | 7 | L |

2015 TALLAHASSEE REGIONAL

Tallahassee, Florida

| OPPONENT | FSU | OPP | W-L |
|-----------|-----|-----|-----|
| Dartmouth | 5 | 1 | W |
| UCF | 2 | 1 | W |
| UCF | 5 | 0 | W |

2015 KNOXVILLE SUPER REGIONAL

Knoxville, Tennessee

| OPPONENT | FSU | OPP | W-L |
|-----------|-----|-----|-----|
| Tennessee | 2 | 3 | L |
| Tennessee | 6 | 1 | W |
| Tennessee | 1 | 2 | L |

2016 TALLAHASSEE REGIONAL

Tallahassee, Florida

| OPPONENT | FSU | OPP | W-L |
|----------------|-----|-----|-----|
| Florida A&M | 1 | 0 | W |
| South Carolina | 4 | 0 | W |
| South Carolina | 2 | 1 | W |

2016 TALLAHASSEE SUPER REGIONAL

Tallahassee, Florida

| OPPONENT | FSU | OPP | W-L |
|----------|-----|-----|-----|
| Utah | 6 | 2 | W |
| Utah | 3 | 0 | W |

2016 WOMEN'S COLLEGE WORLD SERIES

Oklahoma City, Oklahoma

| OPPONENT | FSU | OPP | W-L |
|----------|-----|-----|-----|
| Georgia | 4 | | |



10 WCWS APPEARANCES • 17 ACC CHAMPIONSHIPS • 32 NCAA APPEARANCES

YEAR-BY-YEAR RESULTS

1978 • (46-9)

| Date | Opponent | Result | Score |
|---------|---------------------|--------|-------|
| Mar. 10 | Lake City CC | W | 10-8 |
| Mar. 10 | Florida AGM | W | 15-3 |
| Mar. 11 | Central CC | W | 15-0 |
| Mar. 11 | Florida AGM | W | 11-1 |
| Mar. 15 | at Central CC | W | 17-1 |
| Mar. 15 | at Central CC | W | 17-3 |
| Mar. 16 | vs. Florida | W | 6-2 |
| Mar. 16 | vs. Miami | W | 18-1 |
| Mar. 17 | vs. FIU | W | 5-2 |
| Mar. 17 | vs. West Palm JC | W | 8-3 |
| Mar. 18 | vs. Florida | W | 5-2 |
| Mar. 20 | Florida Tech | L | 3-8 |
| Mar. 20 | Florida Tech | W | 10-5 |
| Mar. 20 | Florida | W | 4-0 |
| Mar. 22 | USF | L | 4-5 |
| Mar. 29 | at Jacksonville | W | 20-0 |
| Mar. 29 | at Jacksonville | W | 6-0 |
| Mar. 31 | vs. Florida | W | 10-1 |
| Mar. 31 | vs. Florida Tech | W | 5-1 |
| Apr. 1 | vs. Flagler College | L | 0-5 |
| Apr. 1 | vs. Florida Tech | L | 0-4 |
| Apr. 3 | Florida | W | 1-0 |
| Apr. 3 | Florida | W | 4-0 |
| Apr. 4 | at Lake City CC | W | 11-6 |
| Apr. 4 | at Lake City CC | W | 10-2 |
| Apr. 7 | vs. USF | W | 10-4 |
| Apr. 7 | vs. Lake City CC | W | 1-0 |
| Apr. 8 | at Flagler College | W | 12-11 |
| Apr. 8 | vs. Florida | W | 8-2 |
| Apr. 11 | Jacksonville | W | 4-2 |
| Apr. 11 | Jacksonville | W | 2-1 |
| Apr. 14 | vs. USF | L | 2-3 |
| Apr. 14 | vs. Stetson | W | 9-1 |
| Apr. 15 | vs. FIU | W | 4-3 |
| Apr. 15 | at Florida | W | 8-1 |
| Apr. 16 | vs. Florida Tech | L | 1-7 |
| Apr. 17 | at Florida | W | 4-1 |
| Apr. 17 | at Florida | W | 6-4 |
| Apr. 20 | vs. Stetson | W | 11-0 |
| Apr. 20 | vs. USF | W | 3-2 |
| Apr. 21 | vs. Florida Tech | W | 10-9 |
| Apr. 21 | vs. Florida Tech | W | 7-4 |
| Apr. 24 | Auburn | W | 4-2 |
| Apr. 24 | Auburn | W | 6-1 |
| May 4 | Armstrong St | W | 4-0 |
| May 4 | Southern Miss | W | 9-1 |
| May 4 | Delta State | L | 4-5 |
| May 4 | FIU | W | 3-0 |
| May 5 | Delta State | W | 5-2 |
| May 5 | USF | L | 3-6 |
| May 5 | Armstrong St | W | 10-3 |
| May 5 | Delta State | W | 8-3 |
| May 6 | USF | W | 5-1 |
| May 6 | Florida | W | 1-0 |
| May 6 | Florida | L | 2-4 |

1979 • (26-15)

| Date | Opponent | Result | Score |
|---------|---------------------|--------|-------|
| Feb. 27 | Chipola CC | W | 3-1 |
| Feb. 27 | Florida AGM | W | 11-1 |
| Mar. 8 | at Chipola CC | L | 1-5 |
| Mar. 8 | at Chipola CC | L | 6-7 |
| Mar. 21 | at Brevard CC | W | 4-3 |
| Mar. 21 | at Brevard CC | W | 14-0 |
| Mar. 23 | vs. Broward No CC | W | 15-2 |
| Mar. 23 | vs. Dade South CC | L | 1-2 |
| Mar. 24 | vs. Miami | W | 3-1 |
| Mar. 24 | at Dade North CC | L | 3-4 |
| Mar. 27 | at Jacksonville | W | 10-0 |
| Mar. 27 | vs. Florida | L | 0-2 |
| Mar. 30 | vs. Florida AGM | W | 7-2 |
| Mar. 30 | at USF | W | 6-2 |
| Mar. 31 | vs. Florida | L | 1-4 |
| Mar. 31 | at USF | L | 0-1 |
| Apr. 2 | Lake City CC | W | 3-1 |
| Apr. 2 | Lake City CC | W | 4-3 |
| Apr. 6 | vs. Florida AGM | W | 5-0 |
| Apr. 6 | at Flagler College | L | 8-10 |
| Apr. 6 | vs. UCF | W | 8-1 |
| Apr. 6 | vs. Jacksonville | W | 4-3 |
| Apr. 6 | vs. Lake City CC | L | 1-4 |
| Apr. 12 | at Lake City CC | W | 5-3 |
| Apr. 12 | at Lake City CC | L | 0-2 |
| Apr. 13 | vs. Dade North CC | W | 15-0 |
| Apr. 14 | at Florida | L | 0-5 |
| Apr. 14 | vs. Lake City CC | L | 0-7 |
| Apr. 16 | at Jacksonville | W | 2-1 |
| Apr. 16 | at Jacksonville | W | 10-3 |
| Apr. 17 | at Florida | W | 2-0 |
| Apr. 17 | at Florida | L | 1-2 |
| Apr. 19 | vs. Flagler College | W | 14-2 |
| Apr. 20 | vs. Florida | W | 3-2 |
| Apr. 20 | vs. USF | W | 6-5 |
| Apr. 21 | vs. Florida | W | 7-3 |
| May 3 | Southern Miss | W | 2-1 |
| May 4 | Delta State | W | 13-8 |
| May 4 | Florida | L | 3-9 |
| May 5 | Delta State | W | 6-1 |
| May 5 | Florida | L | 1-9 |

1980 • (37-10)

| Date | Opponent | Result | Score |
|---------|---------------------|--------|-------|
| Feb. 28 | at N. Florida JC | L | 1-2 |
| Feb. 28 | at N. Florida JC | W | 5-4 |
| Mar. 4 | vs. UCF | W | 5-1 |
| Mar. 4 | at Florida | L | 0-2 |
| Mar. 6 | Brevard CC | W | 11-0 |
| Mar. 6 | Brevard CC | W | 4-1 |
| Mar. 14 | vs. Florida AGM | W | 10-2 |
| Mar. 14 | vs. Florida JC | W | 5-1 |
| Mar. 16 | vs. Flagler College | W | 11-0 |
| Mar. 16 | vs. Lake City CC | W | 6-5 |
| Mar. 16 | at Florida | W | 5-4 |
| Mar. 16 | vs. Lake City CC | L | 2-3 |
| Mar. 21 | at USF | W | 1-0 |
| Mar. 21 | at USF | W | 5-1 |
| Mar. 22 | at USF | W | 7-3 |
| Mar. 22 | at UCF | L | 8-9 |
| Mar. 23 | vs. FI. Southern | W | 9-3 |
| Mar. 23 | vs. Florida | L | 3-5 |
| Mar. 25 | Florida | W | 5-4 |
| Mar. 25 | Florida AGM | W | 10-5 |
| Mar. 28 | vs. Stetson | W | 14-2 |
| Mar. 28 | vs. FIU | W | 11-1 |
| Mar. 28 | vs. Florida | W | 4-2 |
| Apr. 1 | at Flagler College | W | 5-2 |
| Apr. 1 | at Flagler College | W | 17-4 |
| Apr. 8 | Chipola CC | W | 10-0 |
| Apr. 8 | Lake City CC | L | 1-3 |
| Apr. 11 | vs. Appalachian St | W | 23-1 |
| Apr. 11 | vs. N. Kentucky | W | 15-4 |
| Apr. 12 | vs. Florida | L | 1-7 |
| Apr. 12 | at NC State | W | 7-4 |
| Apr. 12 | vs. Florida | L | 0-5 |
| Apr. 14 | at Chipola CC | W | 11-3 |
| Apr. 14 | at Chipola CC | W | 11-3 |
| Apr. 17 | vs. Miami | W | 22-4 |
| Apr. 18 | at USF | W | 11-1 |
| Apr. 18 | vs. UCF | W | 3-2 |
| Apr. 19 | vs. Florida | W | 3-2 |
| Apr. 22 | N. Florida JC | W | 4-2 |
| Apr. 22 | N. Florida JC | W | 2-1 |
| Apr. 28 | vs. Auburn | W | 4-3 |
| Apr. 28 | vs. Auburn | W | 10-7 |
| May 1 | vs. W. GA College | W | 3-0 |
| May 1 | vs. Auburn | W | 20-11 |
| May 2 | vs. Florida | L | 0-1 |
| May 2 | vs. Auburn | W | 10-3 |
| May 3 | vs. Florida | L | 0-4 |

1981 • (54-7)

AIAW National Champs

| Date | Opponent | Result | Score |
|---------|----------------------|--------|-------|
| Mar. 4 | at Chipola CC | W | 12-0 |
| Mar. 4 | at Chipola CC | W | 12-0 |
| Mar. 6 | vs. Auburn | W | 5-1 |
| Mar. 6 | vs. East Carolina | W | 9-2 |
| Mar. 6 | vs. Florida AGM | W | 11-0 |
| Mar. 7 | at Florida | W | 3-0 |
| Mar. 7 | at Florida | L | 3-4 |
| Mar. 7 | at Florida | W | 5-2 |
| Mar. 11 | Lake City CC | W | 4-3 |
| Mar. 13 | at Miami Dade N. JC | W | 5-0 |
| Mar. 13 | vs. Miami | W | 9-0 |
| Mar. 13 | vs. Florida | W | 5-0 |
| Mar. 13 | vs. Broward Cen. CC | L | 2-3 |
| Mar. 14 | vs. Palm Beach JC | W | 4-0 |
| Mar. 14 | vs. USF | W | 2-0 |
| Mar. 23 | vs. FIU | W | 7-0 |
| Mar. 24 | at Flagler College | W | 16-0 |
| Mar. 24 | at Flagler College | W | 13-0 |
| Mar. 25 | at Edward Waters | W | 21-2 |
| Mar. 25 | at Edward Waters | W | 10-0 |
| Mar. 26 | at USF | W | 7-5 |
| Mar. 27 | vs. Stetson | W | 9-0 |
| Mar. 27 | vs. FIU | W | 9-2 |
| Mar. 27 | vs. Florida | L | 1-5 |
| Mar. 28 | at USF | W | 5-1 |
| Mar. 28 | vs. Florida | L | 2-5 |
| Mar. 31 | at Florida | L | 2-9 |
| Mar. 31 | vs. Jacksonville | W | 5-0 |
| Apr. 3 | vs. Georgia State | W | 14-2 |
| Apr. 3 | vs. Georgia SW | W | 9-1 |
| Apr. 3 | vs. Valdosta State | W | 16-5 |
| Apr. 4 | vs. Georgia Southern | W | 4-3 |
| Apr. 4 | vs. Georgia State | W | 17-2 |
| Apr. 4 | at Georgia Tech | W | 12-2 |
| Apr. 4 | vs. Armstrong State | W | 17-4 |
| Apr. 6 | at Lake City CC | W | 16-2 |
| Apr. 7 | Flagler College | W | 11-2 |
| Apr. 7 | Flagler College | W | 5-0 |
| Apr. 8 | Edward Waters | W | 15-0 |
| Apr. 8 | Edward Waters | W | 8-0 |
| Apr. 10 | vs. Western Carolina | W | 1-0 |
| Apr. 10 | at NC State | W | 3-2 |
| Apr. 10 | vs. East Carolina | W | 12-0 |
| Apr. 11 | vs. East Carolina | L | 4-9 |
| Apr. 11 | vs. East Carolina | L | 2-5 |
| Apr. 16 | Florida AGM | W | 7-1 |
| Apr. 16 | Florida | W | 5-1 |
| Apr. 20 | Chipola CC | W | 14-1 |
| Apr. 20 | Chipola CC | W | 15-1 |
| Apr. 23 | vs. Eckerd College | W | 14-3 |
| Apr. 24 | at USF | W | 5-1 |
| Apr. 24 | vs. Florida | W | 4-3 |
| Apr. 25 | at USF | W | 5-0 |
| May 1 | vs. Livingston St. | W | 15-2 |
| May 2 | vs. Georgia Southern | W | 16-0 |
| May 2 | vs. USF | W | 9-5 |
| May 2 | vs. USF | W | 8-4 |
| May 14 | vs. Western Carolina | W | 13-9 |
| May 15 | at NC State | W | 4-3 |
| May 15 | vs. East Carolina | W | 12-3 |
| May 16 | vs. North Carolina | W | 4-1 |





YEAR-BY-YEAR RESULTS

1982 • (56-10)

AIAW National Champs

| Date | Opponent | Result | Score |
|---------|----------------------|--------|-------|
| Mar. 2 | Florida AGM | W | 13-4 |
| Mar. 5 | Florida AGM | W | 9-0 |
| Mar. 6 | vs. Brevard CC | W | 6-0 |
| Mar. 6 | vs. USF | W | 3-0 |
| Mar. 6 | at Florida | W | 3-0 |
| Mar. 9 | at Florida | W | 6-5 |
| Mar. 9 | at Chipola CC | W 15-0 | |
| 9 | at Chipola CC | W | 15-0 |
| Mar. 9 | at Chipola JC | W | 8-2 |
| Mar. 11 | USF | W | 3-0 |
| Mar. 12 | Pensacola CC | W | 9-3 |
| Mar. 12 | Mississippi | W | 8-1 |
| Mar. 12 | Valencia CC | W | 15-0 |
| Mar. 13 | Florida | L | 2-4 |
| Mar. 13 | Lake City CC | L | 5-7 |
| Mar. 13 | East Carolina | L | 2-8 |
| Mar. 16 | at Florida AGM | W | 12-11 |
| Mar. 16 | at Florida AGM | W | 12-4 |
| Mar. 18 | Georgia State | W | 15-0 |
| Mar. 18 | Georgia State | W | 17-0 |
| Mar. 19 | vs. Wilmington Coll. | W | 10-2 |
| Mar. 19 | vs. Jacksonville | W | 11-8 |
| Mar. 19 | vs. Fort Valley St. | W | 30-5 |
| Mar. 20 | vs. Pensacola CC | W | 9-0 |
| Mar. 20 | vs. Jacksonville | W | 11-3 |
| Mar. 20 | vs. Lake City CC | W | 11-10 |
| Mar. 25 | at USF | L | 0-6 |
| Mar. 26 | vs. FIU | W | 8-7 |
| Mar. 26 | vs. Palm Beach CC | W | 5-4 |
| Mar. 26 | vs. Florida | L | 11-12 |
| Mar. 27 | at USF | W | 16-9 |
| Mar. 27 | vs. Florida | W | 8-1 |
| Mar. 27 | vs. Florida | W | 6-1 |
| Mar. 30 | vs. Jacksonville | W | 9-2 |
| Mar. 30 | at Florida | L | 0-14 |
| Apr. 3 | vs. Georgia Southern | W | 39-5 |
| Apr. 3 | vs. USF | W | 16-14 |
| Apr. 3 | vs. Florida | W | 15-4 |
| Apr. 4 | vs. Florida | L | 2-3 |
| Apr. 4 | vs. Florida | L | 2-11 |
| Apr. 7 | Pensacola CC | W | 9-3 |
| Apr. 7 | Lake City CC | W | 8-4 |
| Apr. 9 | vs. East Carolina | W | 5-0 |
| Apr. 9 | vs. North Carolina | W | 11-0 |
| Apr. 9 | vs. N. Kentucky | W | 6-0 |
| Apr. 10 | at NC State | W | 6-0 |
| Apr. 14 | Chipola CC | W | 15-0 |
| Apr. 14 | Chipola CC | W | 17-0 |
| Apr. 15 | Florida | W | 4-3 |
| Apr. 15 | Florida AGM | W | 19-5 |
| Apr. 19 | at Lake City CC | W | 15-6 |
| Apr. 19 | at Lake City CC | W | 7-6 |
| Apr. 23 | vs. Stetson | W | 19-1 |
| Apr. 23 | vs. FIU | W | 9-1 |
| Apr. 24 | vs. Florida | L | 1-2 |
| Apr. 24 | at USF | W | 6-5 |
| Apr. 25 | vs. Florida | W | 5-1 |
| Apr. 25 | vs. Florida | W | 9-8 |
| Apr. 30 | Columbus College | W | 12-0 |
| Apr. 30 | Miss. U for W | W | 10-1 |
| Apr. 30 | USF | W | 9-1 |
| May 1 | USF | L | 1-2 |
| May 1 | USF | W | 5-2 |
| May 13 | vs. Georgia Southern | W | 10-0 |
| May 14 | vs. USF | W | 17-2 |
| May 15 | vs. UNC-Charlotte | W | 19-4 |
| May 15 | vs. Florida | W | 9-4 |

1983 • (46-11)

| Date | Opponent | Result | Score |
|---------|----------------------|--------|-------|
| Feb. 22 | at West Florida | W | 10-4 |
| Feb. 22 | at West Florida | W | 10-9 |
| Mar. 2 | Lake City CC | W | 2-1 |
| Mar. 2 | Lake City CC | L | 3-4 |
| Mar. 4 | vs. West Florida | W | 3-1 |
| Mar. 4 | vs. Jacksonville | W | 5-2 |
| Mar. 4 | vs. Pensacola CC | W | 3-2 |
| Mar. 5 | at Florida | W | 5-1 |
| Mar. 5 | at Florida | W | 5-0 |
| Mar. 9 | Florida Atlantic | W | 16-0 |
| Mar. 9 | Florida Atlantic | W | 10-4 |
| Mar. 11 | Campbell | W | 19-2 |
| Mar. 11 | East Carolina | W | 14-8 |
| Mar. 11 | Miami Dade N. CC | W | 8-1 |
| Mar. 11 | West Florida | W | 17-4 |
| Mar. 12 | Jacksonville | W | 15-1 |
| Mar. 12 | Lake City CC | W | 3-1 |
| Mar. 18 | vs. Armstrong State | W | 9-2 |
| Mar. 18 | vs. Edison | W | 4-1 |
| Mar. 19 | vs. USF | L | 0-2 |
| Mar. 19 | vs. Lake City CC | L | 0-1 |
| Mar. 21 | Cleveland State | W | 14-2 |
| Mar. 21 | Cleveland State | W | 2-0 |
| Mar. 22 | Florida AGM | W | 14-2 |
| Mar. 22 | Florida AGM | W | 7-6 |
| Mar. 24 | at USF | W | 2-0 |
| Mar. 24 | vs. Florida Southern | W | 8-0 |
| Mar. 25 | vs. Palm Beach CC | W | 6-5 |
| Mar. 25 | at USF | W | 4-2 |
| Mar. 25 | vs. Florida | W | 3-2 |
| Mar. 26 | at USF | L | 4-7 |
| Mar. 26 | at USF | W | 9-0 |
| Mar. 30 | at Jacksonville | W | 2-0 |
| Mar. 30 | at Jacksonville | W | 4-2 |
| Apr. 1 | Pensacola CC | W | 2-1 |
| Apr. 7 | at East Carolina | L | 0-2 |
| Apr. 7 | at East Carolina | W | 5-4 |
| Apr. 8 | vs. UNC-Charlotte | W | 12-0 |
| Apr. 8 | at NC State | W | 7-1 |
| Apr. 9 | vs. Cleveland State | W | 5-3 |
| Apr. 9 | vs. Northern KY | W | 17-1 |
| Apr. 11 | Jacksonville | L | 0-1 |
| Apr. 11 | Jacksonville | W | 3-2 |
| Apr. 13 | at Florida AGM | W | 10-0 |
| Apr. 13 | at Florida AGM | W | 12-3 |
| Apr. 14 | at Lake City CC | L | 0-2 |
| Apr. 14 | at Lake City CC | W | 9-4 |
| Apr. 21 | vs. Stetson | W | 14-0 |
| Apr. 21 | vs. West Florida | W | 5-1 |
| Apr. 22 | vs. Florida | W | 5-2 |
| Apr. 22 | vs. Florida | L | 7-8 |
| Apr. 23 | vs. Florida | L | 0-2 |
| - | vs. Northern KY | W | 13-4 |
| - | vs. East Carolina | W | 3-2 |
| - | vs. Florida | W | 8-3 |
| - | vs. USF | L | 2-11 |
| - | vs. USF | L | 3-4 |

1984 • (41-5-2)

| Date | Opponent | Result | Score |
|---------|-----------------------|--------|-------|
| Feb. 28 | Florida AGM | W | 12-0 |
| Feb. 28 | Florida AGM | W | 9-0 |
| Mar. 2 | vs. Stephen F. Austin | L | 0-2 |
| Mar. 2 | vs. SW Louisiana | W | 1-0 |
| Mar. 2 | vs. Louisiana Tech | T | 0-0 |
| Mar. 3 | vs. Texas AGM | L | 2-6 |
| Mar. 3 | vs. Baylor | L | 2-3 |
| Mar. 6 | at NE Louisiana | T | 0-0 |
| Mar. 7 | at Grambling | W | 7-0 |
| Mar. 7 | at Grambling | W | 4-0 |
| Mar. 8 | at Mississippi State | W | 1-0 |
| Mar. 8 | at Mississippi State | W | 6-2 |
| Mar. 9 | at Miss. U for W | W | 3-0 |
| Mar. 9 | at Miss. U for W | W | 6-2 |
| Mar. 10 | at Southern Miss | W | 1-0 |
| Mar. 10 | at Southern Miss | W | 1-0 |
| Mar. 13 | St. Louis CC | W | 15-0 |
| Mar. 13 | St. Louis CC | W | 11-1 |
| Mar. 14 | East Central College | W | 8-0 |
| Mar. 14 | East Central College | W | 10-0 |
| Mar. 16 | Mississippi State | W | 5-0 |
| Mar. 16 | George Mason | W | 5-0 |
| Mar. 17 | Florida AGM | W | 10-0 |
| Mar. 19 | Onondaga CC | W | 4-1 |
| Mar. 19 | Onondaga CC | W | 10-0 |
| Mar. 22 | Western Illinois | L | 13 |
| Mar. 22 | Western Illinois | W | 3-1 |
| Mar. 23 | Rider College | W | 10-0 |
| Mar. 23 | Rider College | W | 4-0 |
| Mar. 24 | Saginaw Valley | W | 1-0 |
| Mar. 24 | Saginaw Valley | W | 7-2 |
| Apr. 1 | at East Carolina | W | 2-0 |
| Apr. 1 | at East Carolina | W | 3-0 |
| Apr. 2 | at North Carolina | W | 1-0 |
| Apr. 2 | at North Carolina | W | 5-0 |
| Apr. 7 | vs. Nicholls State | L | 1-2 |
| Apr. 7 | vs. Southern Miss | W | 3-0 |
| Apr. 8 | at Miss. U for W | W | 2-1 |
| Apr. 12 | at Liberty Baptist | W | 9-0 |
| Apr. 12 | vs. Davis & Elkins | W | 9-0 |
| Apr. 13 | vs. Radford | W | 8-0 |
| Apr. 13 | vs. Ohio State | W | 5-2 |
| Apr. 14 | vs. North Carolina | W | 3-1 |
| Apr. 14 | vs. Penn State | W | 5-0 |
| Apr. 17 | at Florida AGM | W | 11-1 |
| Apr. 17 | at Florida AGM | W | 11-0 |
| Apr. 28 | at New Orleans | W | 9-0 |
| Apr. 28 | at New Orleans | W | 10-0 |

1985 • (50-12-2)

| Date | Opponent | Result | Score |
|---------|----------------------|--------|-------|
| Feb. 23 | at USF | W | 2-1 |
| Feb. 23 | at USF | L | 3-4 |
| Feb. 25 | at Florida AGM | W | 3-0 |
| Feb. 25 | at Florida AGM | W | 5-0 |
| Feb. 27 | Susquehanna | W | 11-0 |
| Feb. 27 | Susquehanna | W | 8-2 |
| Mar. 2 | vs. Louisiana Tech | T | 0-0 |
| Mar. 2 | vs. McNeese State | L | 0-4 |
| Mar. 2 | vs. Ball State | T | 0-0 |
| Mar. 3 | vs. Missouri | L | 0-1 |
| Mar. 4 | Detroit | W | 5-0 |
| Mar. 4 | Detroit | W | 6-1 |
| Mar. 5 | Temple | W | 2-0 |
| Mar. 5 | Temple | W | 3-0 |
| Mar. 7 | Grambling | W | 11-0 |
| Mar. 7 | Grambling | W | 10-0 |
| Mar. 8 | vs. Siginau Valley | W | 6-0 |
| Mar. 9 | vs. NE Louisiana | W | 1-0 |
| Mar. 10 | vs. Grambling | W | 7-0 |
| Mar. 11 | at Florida AGM | W | 3-0 |
| Mar. 12 | Quincy College | W | 4-2 |
| Mar. 12 | Quincy College | W | 1-0 |
| Mar. 15 | Onondaga CC | W | 10-0 |
| Mar. 15 | Onondaga CC | W | 8-1 |
| Mar. 19 | Western Illinois | W | 1-0 |
| Mar. 19 | Millikin | W | 6-0 |
| Mar. 20 | Michigan State | W | 2-0 |
| Mar. 20 | Michigan State | W | 5-0 |
| Mar. 21 | Bradley | W | 2-0 |
| Mar. 21 | Bradley | W | 3-1 |
| Mar. 22 | Furman | W | 13-0 |
| Mar. 22 | Stetson | W | 2-1 |
| Mar. 22 | Rutgers | W | 4-0 |
| Mar. 23 | Toledo | W | 3-2 |
| Mar. 23 | SW Missouri St. | W | 4-3 |
| Mar. 23 | Ohio State | W | 6-0 |
| Mar. 24 | USF | W | 2-1 |
| Mar. 24 | Bradley | W | 1-0 |
| Mar. 25 | Ohio State | W | 3-2 |
| Mar. 25 | Ohio State | W | 11-1 |
| Mar. 26 | Brown | W | 14-0 |
| Mar. 26 | Brown | W | 14-2 |
| Mar. 29 | vs. SW Missouri St. | L | 0-1 |
| Mar. 29 | vs. Stanford | W | 9-1 |
| Mar. 29 | vs. Baylor | L | 4-5 |
| Mar. 30 | vs. Utah State | L | 0-2 |
| Mar. 30 | vs. New Mexico | W | 3-2 |
| Mar. 30 | vs. Louisiana Tech | L | 1-2 |
| Mar. 31 | vs. Texas AGM | L | 1-2 |
| Mar. 31 | vs. NE Louisiana | W | 10-1 |
| Apr. 5 | vs. Adelphi | L | 0-2 |
| Apr. 5 | vs. Louisiana Tech | L | 3-4 |
| Apr. 5 | vs. Georgia State | W | 7-0 |
| Apr. 6 | vs. George Mason | W | 5-0 |
| Apr. 6 | vs. Western Illinois | W | 9-0 |
| Apr. 10 | Florida AGM | W | 1-0 |
| Apr. 10 | Florida AGM | W | 8-0 |
| Apr. 12 | USF | W | 2-1 |
| Apr. 13 | USF | L | 1-2 |
| Apr. 14 | South Carolina | L | 0-2 |
| Apr. 14 | South Carolina | W | 2-0 |
| Apr. 19 | vs. Stetson | W | 4-1 |
| Apr. 19 | at USF | W | 1-0 |
| Apr. 20 | at USF | W | 1-0 |





10 WCWS APPEARANCES • 17 ACC CHAMPIONSHIPS • 32 NCAA APPEARANCES

YEAR-BY-YEAR RESULTS

1986 • (42-7) NCAA Regional

| Date | Opponent | Result | Score |
|---------|---------------------|--------|-------|
| Feb. 18 | West Florida | W | 5-0 |
| Feb. 18 | West Florida | W | 6-0 |
| Feb. 22 | at USF | W | 1-0 |
| Feb. 22 | at USF | W | 2-1 |
| Mar. 5 | Ball State | W | 4-0 |
| Mar. 5 | Ball State | W | 3-2 |
| Mar. 6 | Valparaiso | W | 5-0 |
| Mar. 6 | Valparaiso | W | 2-0 |
| Mar. 9 | Virginia | W | 4-0 |
| Mar. 9 | Virginia | L | 1-2 |
| Mar. 10 | Temple | W | 7-0 |
| Mar. 10 | Temple | W | 2-0 |
| Mar. 11 | Limestone | W | 4-0 |
| Mar. 11 | Limestone | W | 1-0 |
| Mar. 13 | at Florida Southern | W | 7-0 |
| Mar. 13 | at Florida Southern | W | 2-0 |
| Mar. 17 | Maine | W | 1-0 |
| Mar. 17 | Maine | W | 10-0 |
| Mar. 18 | Michigan State | W | 2-0 |
| Mar. 19 | Tennessee Tech | W | 8-0 |
| Mar. 19 | Tennessee Tech | W | 11-1 |
| Mar. 19 | Western Illinois | W | 11-0 |
| Mar. 21 | Toledo | W | 4-0 |
| Mar. 21 | Florida Southern | W | 7-3 |
| Mar. 21 | Rutgers | W | 3-0 |
| Mar. 22 | Nevada- Reno | W | 8-1 |
| Mar. 22 | Furman | W | 3-2 |
| Mar. 23 | Mississippi State | W | 3-1 |
| Mar. 23 | Western Illinois | L | 4-6 |
| Mar. 24 | Ohio | W | 10-0 |
| Mar. 24 | Ohio | W | 5-1 |
| Mar. 25 | Ohio State | W | 8-0 |
| Mar. 25 | Ohio State | W | 3-2 |
| Mar. 27 | vs. Oklahoma State | W | 3-2 |
| Mar. 27 | vs. Utah | L | 2-6 |
| Mar. 27 | vs. Texas AGM | W | 1-0 |
| Mar. 28 | vs. St. Mary's | W | 2-1 |
| Mar. 28 | vs. Sam Houston | W | 3-2 |
| Mar. 29 | vs. Oklahoma State | W | 2-1 |
| Mar. 29 | vs. Arizona State | L | 0-2 |
| Apr. 8 | at West Florida | W | 3-0 |
| Apr. 8 | at West Florida | W | 5-1 |
| Apr. 25 | vs. Furman | L | 0-1 |
| Apr. 25 | vs. East Carolina | W | 3-0 |
| Apr. 25 | vs. North Carolina | W | 1-0 |
| Apr. 26 | at South Carolina | W | 3-0 |
| Apr. 26 | vs. USF | W | 3-0 |

NCAA South Regional

| | | | |
|--------|-------------------|---|-----|
| May 16 | at Louisiana Tech | L | 0-4 |
| May 18 | at Louisiana Tech | L | 0-1 |

1987 • (50-14) College World Series

| Date | Opponent | Result | Score |
|---------|----------------------|--------|-------|
| Feb. 20 | at Stetson | W | 7-0 |
| Feb. 20 | at Stetson | L | 3-4 |
| Feb. 24 | at Florida AGM | W | 8-1 |
| Feb. 24 | at Florida AGM | W | 6-3 |
| Mar. 5 | UNC-Wilmington | W | 3-1 |
| Mar. 5 | UNC-Wilmington | W | 2-0 |
| Mar. 8 | Virginia | W | 7-0 |
| Mar. 8 | Virginia | L | 2-5 |
| Mar. 9 | Limestone | W | 6-0 |
| Mar. 9 | Limestone | W | 11-0 |
| Mar. 10 | Temple | L | 0-1 |
| Mar. 10 | Temple | W | 6-3 |
| Mar. 11 | East Carolina | W | 10-0 |
| Mar. 11 | East Carolina | W | 2-1 |
| Mar. 13 | vs. Eastern Michigan | W | 7-1 |
| Mar. 13 | vs. Bradley | W | 2-0 |
| Mar. 13 | vs. Stetson | W | 16-0 |
| Mar. 14 | vs. Temple | W | 5-0 |
| Mar. 14 | vs. South Carolina | L | 0-4 |
| Mar. 14 | vs. Rutgers | W | 4-0 |
| Mar. 15 | vs. Winthrop | W | 8-0 |
| Mar. 15 | at USF | L | 3-7 |
| Mar. 15 | vs. South Carolina | L | 0-2 |
| Mar. 17 | Miami (OH) | W | 3-0 |
| Mar. 17 | Miami (OH) | W | 3-2 |
| Mar. 19 | Tennessee Tech | W | 10-0 |
| Mar. 20 | Kent State | W | 16-0 |
| Mar. 20 | Bowling Green | W | 4-0 |
| Mar. 21 | Southern Miss | W | 13-3 |
| Mar. 21 | Nicholls State | W | 5-0 |
| Mar. 22 | Furman | W | 1-0 |
| Mar. 22 | Toledo | L | 0-3 |
| Mar. 23 | Toledo | W | 9-6 |
| Mar. 23 | Toledo | W | 8-1 |
| Mar. 25 | Bowling Green | W | 12-2 |
| Mar. 25 | Bowling Green | W | 3-1 |
| Mar. 28 | Ohio | W | 3-0 |
| Mar. 28 | Ohio | W | 6-2 |
| Apr. 4 | at West Florida | W | 1-0 |
| Apr. 4 | at West Florida | W | 4-0 |
| Apr. 10 | vs. Furman | W | 8-2 |
| Apr. 10 | vs. USF | W | 5-4 |
| Apr. 10 | vs. Nicholls | W | 5-1 |
| Apr. 11 | vs. George Mason | W | 3-0 |
| Apr. 11 | at South Carolina | W | 1-0 |
| Apr. 12 | vs. Louisiana Tech | W | 2-1 |
| Apr. 12 | vs. Georgia State | W | 4-1 |
| Apr. 17 | USF | L | 0-2 |
| Apr. 17 | USF | W | 1-0 |
| Apr. 18 | South Carolina | W | 1-3 |
| Apr. 18 | South Carolina | L | 0-1 |
| Apr. 19 | South Carolina | W | 2-1 |
| Apr. 20 | Florida AGM | W | 17-0 |
| Apr. 20 | Florida AGM | W | 7-1 |
| Apr. 24 | vs. Oklahoma | L | 0-1 |
| Apr. 25 | at Oklahoma State | L | 1-4 |
| Apr. 25 | vs. Baylor | W | 10-0 |
| Apr. 25 | vs. Oklahoma | W | 6-1 |
| Apr. 26 | vs. Baylor | W | 8-1 |
| Apr. 26 | at Oklahoma State | W | 2-0 |

NCAA South Regional

| | | | |
|--------|---------|---|-----|
| May 15 | Adelphi | W | 1-0 |
| May 16 | Adelphi | W | 3-1 |

College World Series

| | | | |
|--------|----------------------|---|-----|
| May 20 | vs. CS-Fullerton | L | 0-3 |
| May 21 | vs. Central Michigan | L | 0-1 |

1988 • (44-14) NCAA Regional

| Date | Opponent | Result | Score |
|---------|------------------------|--------|-------|
| Feb. 20 | West Florida | W | 1-0 |
| Feb. 20 | West Florida | W | 1-0 |
| Feb. 25 | at Florida AGM | W | 14-3 |
| Feb. 25 | at Florida AGM | W | 11-0 |
| Mar. 5 | Eastern Michigan | W | 3-1 |
| Mar. 5 | Eastern Michigan | W | 4-3 |
| Mar. 6 | Temple | W | 3-0 |
| Mar. 6 | Temple | W | 2-0 |
| Mar. 7 | North Carolina | W | 4-2 |
| Mar. 7 | North Carolina | W | 8-4 |
| Mar. 7 | Louisiana Tech | L | 0-7 |
| Mar. 7 | North Carolina | W | 2-1 |
| Mar. 11 | vs. Eastern Michigan | W | 7-4 |
| Mar. 11 | at USF | W | 2-1 |
| Mar. 11 | vs. Virginia | W | 4-0 |
| Mar. 12 | vs. Temple | W | 4-3 |
| Mar. 12 | vs. Okla. City College | W | 5-0 |
| Mar. 13 | vs. South Carolina | L | 1-5 |
| Mar. 13 | vs. Central Michigan | W | 6-2 |
| Mar. 16 | Southern Illinois | W | 5-1 |
| Mar. 16 | Southern Illinois | L | 1-2 |
| Mar. 17 | Virginia | W | 5-0 |
| Mar. 17 | Virginia | W | 7-1 |
| Mar. 18 | Florida AGM | W | 7-0 |
| Mar. 18 | NE Louisiana | W | 5-1 |
| Mar. 18 | Maine | W | 1-0 |
| Mar. 19 | Northern Illinois | L | 3-4 |
| Mar. 19 | Miami (OH) | W | 5-1 |
| Mar. 19 | Furman | W | 2-0 |
| Mar. 20 | Eastern Illinois | W | 2-1 |
| Mar. 20 | Northern Illinois | W | 2-1 |
| Mar. 21 | Eastern Illinois | W | 3-2 |
| Mar. 21 | Eastern Illinois | W | 11-1 |
| Mar. 22 | Ohio State | W | 6-1 |
| Mar. 22 | Ohio State | W | 2-1 |
| Mar. 28 | Nicholls State | W | 1-0 |
| Mar. 29 | Nicholls State | W | 2-1 |
| Mar. 29 | Nicholls State | W | 8-3 |
| Apr. 1 | vs. Utah | W | 3-0 |
| Apr. 1 | at South Carolina | L | 0-1 |
| Apr. 2 | vs. Utah | L | 4-8 |
| Apr. 2 | at South Carolina | L | 1-3 |
| Apr. 9 | at USF | W | 8-5 |
| Apr. 9 | at USF | W | 8-1 |
| Apr. 10 | Florida AGM | W | 3-0 |
| Apr. 10 | Florida AGM | W | 2-1 |
| Apr. 11 | at West Florida | W | 5-3 |
| Apr. 11 | at West Florida | L | 1-2 |
| Apr. 15 | vs. Kansas | W | 2-1 |
| Apr. 15 | at Nebraska | L | 0-3 |
| Apr. 16 | vs. Kansas | L | 2-4 |
| Apr. 16 | at Nebraska | L | 0-5 |
| Apr. 18 | at Creighton | W | 4-0 |
| Apr. 18 | at Creighton | L | 0-2 |
| Apr. 23 | Georgia State | W | 5-0 |
| Apr. 23 | Georgia State | W | 2-1 |

NCAA South Regional

| | | | |
|--------|-------------------|---|-----|
| May 20 | vs. Texas AGM | L | 0-1 |
| May 21 | at Louisiana Tech | L | 1-6 |

1989 • (39-14) NCAA Regional

| Date | Opponent | Result | Score |
|---------|----------------------|--------|-------|
| Feb. 26 | West Florida | W | 3-2 |
| Feb. 26 | West Florida | L | 1-5 |
| Feb. 28 | at Florida AGM | W | 11-0 |
| Feb. 28 | at Florida AGM | W | 4-0 |
| Mar. 4 | Eastern Michigan | W | 2-0 |
| Mar. 4 | Eastern Michigan | W | 5-1 |
| Mar. 5 | Temple | W | 2-1 |
| Mar. 5 | Temple | W | 8-2 |
| Mar. 6 | Virginia | L | 4-2 |
| Mar. 6 | Virginia | W | 5-1 |
| Mar. 7 | East Carolina | W | 5-0 |
| Mar. 7 | East Carolina | W | 5-0 |
| Mar. 10 | vs. Missouri | W | 6-0 |
| Mar. 10 | vs. Western Illinois | W | 5-2 |
| Mar. 10 | vs. New Mexico | W | 3-2 |
| Mar. 11 | vs. Temple | W | 3-1 |
| Mar. 11 | vs. Nicholls State | W | 3-1 |
| Mar. 11 | vs. Arizona State | L | 3-7 |
| Mar. 12 | vs. Miami (OH) | L | 3-4 |
| Mar. 12 | vs. Miami (OH) | L | 0-1 |
| Mar. 15 | Illinois State | W | 2-0 |
| Mar. 16 | Connecticut | W | 3-0 |
| Mar. 17 | Miami (OH) | W | 5-0 |
| Mar. 17 | Southern Illinois | W | 4-2 |
| Mar. 18 | SW Missouri St | W | 14-0 |
| Mar. 18 | Stetson | W | 6-0 |
| Mar. 19 | North Carolina | L | 1-2 |
| Mar. 20 | Northern Illinois | L | 0-3 |
| Mar. 20 | Northern Illinois | L | 2-5 |
| Mar. 22 | USF | W | 4-2 |
| Mar. 22 | USF | W | 8-1 |
| Apr. 11 | Florida AGM | W | 3-0 |
| Apr. 11 | Florida AGM | W | 4-1 |
| Apr. 14 | at Nebraska | L | 0-1 |
| Apr. 14 | vs. Kansas | W | 3-2 |
| Apr. 14 | vs. Arizona State | W | 3-2 |
| Apr. 15 | vs. Kansas | W | 1-0 |
| Apr. 15 | at Nebraska | L | 2-4 |
| Apr. 21 | vs. East Carolina | W | 3-0 |
| Apr. 21 | vs. Furman | W | 5-0 |
| Apr. 21 | vs. SW Louisiana | W | 4-2 |
| Apr. 21 | vs. North Carolina | W | 3-1 |
| Apr. 22 | vs. USF | W | 2-0 |
| Apr. 22 | vs. Virginia | W | 2-0 |
| Apr. 22 | vs. Nicholls State | W | 2-0 |
| May 3 | at West Florida | W | 3-2 |
| May 3 | at West Florida | W | 3-0 |
| May 5 | vs. Louisiana Tech | L | 0-1 |
| May 5 | at Nicholls State | W | 1-0 |
| May 6 | at Nicholls State | L | 0-2 |
| May 6 | vs. Louisiana Tech | L | 0-1 |

NCAA South Regional

| | | | |
|--------|----------------|---|-----|
| May 19 | South Carolina | L | 1-2 |
| May 20 | Louisiana Tech | L | 1-3 |





YEAR-BY-YEAR RESULTS

1990 • (47-16)

College World Series
NCAA Semifinalist

| Date | Opponent | Result | Score |
|----------------------|-----------------------|--------|-------|
| Feb. 18 | West Florida | W | 1-0 |
| Feb. 18 | West Florida | W | 1-0 |
| Feb. 27 | at Florida A&M | W | 6-2 |
| Feb. 27 | at Florida A&M | W | 4-0 |
| Mar. 3 | Eastern Michigan | W | 1-0 |
| Mar. 3 | Eastern Michigan | W | 1-0 |
| Mar. 3 | Michigan | W | 1-0 |
| Mar. 4 | Michigan | L | 2-3 |
| Mar. 7 | UNC-Wilmington | W | 6-1 |
| Mar. 7 | UNC-Wilmington | W | 5-0 |
| Mar. 9 | vs. Indiana | W | 1-2 |
| Mar. 9 | vs. Iowa | L | 0-5 |
| Mar. 10 | vs. Central Michigan | W | 1-0 |
| Mar. 10 | at USF | W | 2-1 |
| Mar. 11 | vs. Maine | W | 7-0 |
| Mar. 11 | vs. Oklahoma | L | 0-1 |
| Mar. 12 | Southern Illinois | W | 4-0 |
| Mar. 13 | Virginia | W | 1-0 |
| Mar. 13 | Virginia | W | 5-0 |
| Mar. 14 | Indiana | W | 1-0 |
| Mar. 14 | Indiana | W | 2-0 |
| Mar. 15 | Connecticut | L | 1-3 |
| Mar. 16 | Stetson | W | 3-2 |
| Mar. 16 | SW Louisiana | L | 1-2 |
| Mar. 17 | Oklahoma | W | 3-2 |
| Mar. 17 | Adelphi | W | 4-0 |
| Mar. 18 | Nebraska | W | 2-1 |
| Mar. 20 | Missouri | L | 1-2 |
| Mar. 20 | Missouri | L | 1-2 |
| Mar. 21 | Northern Iowa | L | 0-1 |
| Mar. 21 | Northern Iowa | W | 4-2 |
| Mar. 22 | Princeton | W | 5-0 |
| Mar. 22 | Princeton | W | 6-0 |
| Mar. 24 | Georgia State | W | 2-0 |
| Mar. 24 | Georgia State | W | 8-0 |
| Mar. 30 | vs. Southern Miss | W | 4-0 |
| Mar. 30 | vs. Georgia Tech | W | 10-0 |
| Mar. 30 | vs. Wichita State | W | 1-0 |
| Mar. 31 | vs. Austin Peay | W | 5-1 |
| Mar. 31 | vs. Michigan State | W | 2-0 |
| Mar. 31 | vs. Georgia State | L | 0-1 |
| Apr. 2 | at USF | W | 4-1 |
| Apr. 2 | at USF | W | 2-0 |
| Apr. 13 | vs. Stephen F. Austin | W | 5-2 |
| Apr. 13 | vs. Sam Houston | L | 0-2 |
| Apr. 14 | vs. Oklahoma State | L | 1-2 |
| Apr. 14 | vs. Texas A&M | W | 3-1 |
| Apr. 15 | vs. Texas-Arlington | L | 0-2 |
| Apr. 20 | vs. Southern Miss | W | 11-0 |
| Apr. 21 | vs. North Carolina | W | 1-0 |
| Apr. 22 | vs. East Carolina | W | 7-2 |
| Apr. 29 | South Carolina | L | 0-2 |
| Apr. 29 | South Carolina | W | 3-0 |
| Apr. 30 | Florida A&M | W | 10-0 |
| Apr. 30 | Florida A&M | W | 2-0 |
| May 2 | at West Florida | W | 2-0 |
| May 2 | at West Florida | W | 6-0 |
| NCAA South Regional | | | |
| May 18 | vs. Texas A&M | W | 5-0 |
| May 18 | at SW Louisiana | W | 4-3 |
| May 19 | at SW Louisiana | W | 2-1 |
| College World Series | | | |
| May 23 | vs. Fresno State | W | 1-0 |
| May 24 | vs. Oklahoma State | L | 1-4 |
| May 24 | vs. UNLV | W | 4-1 |
| May 25 | vs. UCLA | L | 0-3 |

1991 • (62-12)

College World Series

| Date | Opponent | Result | Score |
|----------------------|----------------------|--------|-------|
| Feb. 14 | vs. California | L | 0-4 |
| Feb. 14 | vs. New Mexico | W | 9-1 |
| Feb. 15 | vs. UCLA | L | 2-5 |
| Feb. 15 | vs. Sacramento State | W | 4-0 |
| Feb. 16 | vs. Pacific | W | 4-3 |
| Feb. 16 | at Arizona | L | 0-8 |
| Feb. 17 | vs. CS-Northridge | L | 0-1 |
| Feb. 23 | West Florida | W | 4-3 |
| Feb. 23 | West Florida | L | 0-5 |
| Feb. 24 | at Georgia Southern | W | 6-2 |
| Feb. 24 | at Georgia Southern | W | 5-1 |
| Feb. 26 | at Florida A&M | W | 8-0 |
| Feb. 26 | at Florida A&M | W | 4-0 |
| Mar. 2 | at USF | W | 2-0 |
| Mar. 2 | at USF | L | 0-2 |
| Mar. 4 | Ball State | W | 5-0 |
| Mar. 6 | Samford | W | 2-1 |
| Mar. 6 | Samford | W | 6-0 |
| Mar. 8 | vs. Detroit | W | 9-0 |
| Mar. 8 | vs. Western Illinois | W | 2-1 |
| Mar. 8 | vs. Indiana | W | 3-1 |
| Mar. 9 | vs. Winthrop | W | 4-1 |
| Mar. 9 | vs. Eastern Michigan | W | 1-0 |
| Mar. 10 | vs. Oklahoma | W | 7-1 |
| Mar. 10 | vs. South Carolina | L | 3-4 |
| Mar. 12 | Connecticut | W | 2-1 |
| Mar. 12 | Connecticut | W | 1-0 |
| Mar. 13 | Virginia | W | 9-1 |
| Mar. 13 | Virginia | W | 2-1 |
| Mar. 14 | Creighton | W | 3-2 |
| Mar. 15 | Miami (OH) | W | 2-0 |
| Mar. 15 | East Carolina | W | 13-0 |
| Mar. 16 | Western Illinois | W | 2-1 |
| Mar. 16 | Rhode Island | W | 6-0 |
| Mar. 17 | Winthrop | W | 2-0 |
| Mar. 17 | Indiana | W | 6-2 |
| Mar. 18 | Bradley | W | 2-0 |
| Mar. 20 | Northern Iowa | W | 3-1 |
| Mar. 20 | Northern Iowa | W | 2-1 |
| Mar. 21 | Miami (OH) | L | 0-8 |
| Mar. 21 | Miami (OH) | W | 5-1 |
| Mar. 27 | Drexel | W | 2-0 |
| Mar. 27 | Drexel | W | 7-1 |
| Mar. 28 | Bowling Green | W | 2-0 |
| Mar. 28 | Bowling Green | W | 9-0 |
| Mar. 30 | vs. Dayton | W | 3-0 |
| Mar. 30 | vs. Toledo | W | 1-0 |
| Mar. 30 | vs. Northwestern | W | 2-0 |
| Mar. 31 | vs. USF | W | 6-5 |
| Mar. 31 | vs. Samford | W | 4-0 |
| Mar. 31 | vs. North Carolina | W | 5-0 |
| Mar. 31 | vs. South Carolina | W | 4-1 |
| Apr. 5 | vs. Notre Dame | W | 7-0 |
| Apr. 5 | vs. USF | W | 2-0 |
| Apr. 6 | vs. Winthrop | W | 4-1 |
| Apr. 6 | vs. SW Louisiana | W | 3-0 |
| Apr. 8 | Georgia Southern | W | 4-0 |
| Apr. 8 | Georgia Southern | W | 9-1 |
| Apr. 9 | Florida A&M | W | 7-1 |
| Apr. 9 | Florida A&M | W | 11-1 |
| Apr. 19 | vs. Virginia | L | 1-2 |
| Apr. 20 | vs. Eastern Michigan | W | 3-2 |
| Apr. 21 | vs. Virginia | L | 0-2 |
| May 1 | at West Florida | W | 1-0 |
| May 1 | at West Florida | W | 7-0 |
| May 3 | vs. Connecticut | W | 2-0 |
| May 4 | vs. Princeton | W | 4-3 |
| May 5 | at Massachusetts | W | 2-0 |
| NCAA South Regional | | | |
| May 17 | at SW Louisiana | W | 1-0 |
| May 17 | vs. Oklahoma State | W | 2-0 |
| May 18 | vs. Oklahoma State | W | 4-3 |
| College World Series | | | |
| May 22 | vs. UCLA | L | 0-1 |
| May 23 | vs. UNLV | W | 3-1 |
| May 24 | vs. Fresno State | L | 0-3 |

1992 • (63-9, 4-2 ACC)

ACC Champions
College World Series

| Date | Opponent | Result | Score |
|----------------------|---------------------|--------|-------|
| Feb. 9 | Samford | W | 10-0 |
| Feb. 9 | Samford | W | 7-0 |
| Feb. 16 | at Florida A&M | W | 12-0 |
| Feb. 16 | at Florida A&M | W | 10-0 |
| Feb. 23 | West Florida | W | 2-0 |
| Feb. 23 | West Florida | W | 2-0 |
| Mar. 1 | at Georgia Southern | W | 8-0 |
| Mar. 1 | at Georgia Southern | W | 13-3 |
| Mar. 3 | Northwestern | W | 10-0 |
| Mar. 3 | Northwestern | W | 1-0 |
| Mar. 7 | vs. Ball State | W | 2-0 |
| Mar. 7 | vs. Ball State | W | 9-0 |
| Mar. 8 | at USF | W | 5-1 |
| Mar. 8 | at USF | W | 3-0 |
| Mar. 10 | Robert Morris | W | 1-0 |
| Mar. 10 | Robert Morris | W | 14-1 |
| Mar. 13 | vs. Adelphi | W | 12-2 |
| Mar. 13 | vs. Penn State | W | 7-0 |
| Mar. 14 | vs. Samford | W | 4-3 |
| Mar. 14 | vs. Virginia* | W | 10-0 |
| Mar. 14 | vs. Hofstra | W | 14-4 |
| Mar. 15 | vs. North Carolina* | W | 12-1 |
| Mar. 15 | vs. Oklahoma City | W | 2-1 |
| Mar. 17 | Rutgers | W | 1-0 |
| Mar. 17 | Rutgers | W | 8-4 |
| Mar. 18 | Virginia* | L | 0-1 |
| Mar. 18 | Virginia* | W | 5-2 |
| Mar. 19 | Miami (OH) | L | 0-2 |
| Mar. 19 | Northern Iowa | W | 2-0 |
| Mar. 20 | Bradley | W | 3-2 |
| Mar. 20 | Princeton | W | 7-0 |
| Mar. 20 | Bowling Green | W | 4-0 |
| Mar. 21 | Adelphi | W | 5-0 |
| Mar. 21 | USF | W | 1-0 |
| Mar. 22 | Kent State | W | 6-0 |
| Mar. 22 | Princeton | W | 2-1 |
| Mar. 23 | Drexel | W | 3-0 |
| Mar. 23 | Drexel | W | 4-0 |
| Mar. 24 | Kent State | W | 2-1 |
| Mar. 24 | Kent State | W | 8-0 |
| Mar. 26 | at CS-Fullerton | L | 4-5 |
| Mar. 26 | vs. Missouri | L | 1-2 |
| Mar. 27 | vs. Ohio State | W | 1-0 |
| Mar. 27 | vs. Arizona | L | 0-2 |
| Mar. 28 | vs. Illinois State | W | 7-2 |
| Mar. 29 | vs. Oklahoma State | L | 0-3 |
| Apr. 6 | Georgia Southern | W | 6-0 |
| Apr. 6 | Georgia Southern | W | 2-0 |
| Apr. 7 | Florida A&M | W | 7-0 |
| Apr. 7 | Florida A&M | W | 6-0 |
| Apr. 10 | vs. UNC-Wilmington | W | 7-1 |
| Apr. 10 | at North Carolina* | L | 0-1 |
| Apr. 11 | vs. Winthrop | W | 3-1 |
| Apr. 11 | vs. Georgia Tech* | W | 10-0 |
| Apr. 12 | vs. East Carolina | W | 5-2 |
| Apr. 12 | vs. South Carolina | W | 3-2 |
| ACC Championship | | | |
| Apr. 17 | Georgia Tech | W | 6-0 |
| Apr. 17 | North Carolina | W | 11-0 |
| Apr. 18 | Virginia | W | 11-1 |
| Apr. 25 | South Carolina | W | 2-0 |
| Apr. 25 | South Carolina | W | 6-0 |
| Apr. 26 | South Carolina | W | 2-0 |
| Apr. 27 | at West Florida | W | 6-0 |
| Apr. 27 | at West Florida | W | 11-2 |
| May 2 | vs. Connecticut | W | 1-0 |
| May 2 | vs. Massachusetts | W | 3-1 |
| May 3 | at Connecticut | W | 4-3 |
| NCAA Regional | | | |
| May 16 | at SW Louisiana | W | 1-0 |
| May 16 | vs. UNLV | W | 4-0 |
| May 16 | at SW Louisiana | W | 1-0 |
| College World Series | | | |
| May 21 | vs. California | L | 0-3 |
| May 22 | vs. Massachusetts | L | 2-4 |

1993 • (52-9, 4-0 ACC)

ACC Champions
College World Series

| Date | Opponent | Result | Score |
|----------------------|----------------------|--------|-------|
| Feb. 13 | Samford | W | 3-1 |
| Feb. 13 | Samford | W | 8-4 |
| Feb. 20 | West Florida | W | 6-1 |
| Feb. 20 | West Florida | W | 3-1 |
| Feb. 22 | at Florida A&M | W | 7-0 |
| Feb. 27 | Mercer | W | 5-0 |
| Feb. 27 | Mercer | W | 7-0 |
| Feb. 28 | USF | W | 10-0 |
| Feb. 28 | USF | W | 7-0 |
| Mar. 6 | at Georgia Tech* | W | 3-0 |
| Mar. 6 | at Georgia Tech* | W | 2-0 |
| Mar. 9 | at Florida A&M | W | 10-0 |
| Mar. 12 | vs. Central Michigan | W | 5-0 |
| Mar. 12 | vs. Georgia Southern | W | 6-0 |
| Mar. 13 | vs. Hofstra | W | 6-0 |
| Mar. 14 | vs. Iowa | W | 3-0 |
| Mar. 16 | Connecticut | W | 1-0 |
| Mar. 16 | Connecticut | W | 8-0 |
| Mar. 18 | Northern Iowa | W | 7-0 |
| Mar. 19 | Drake | W | 6-0 |
| Mar. 19 | Georgia State | W | 1-0 |
| Mar. 19 | SW Louisiana | L | 1-2 |
| Mar. 20 | Rhode Island | W | 10-0 |
| Mar. 20 | Eastern Illinois | W | 7-2 |
| Mar. 20 | Virginia* | W | 7-0 |
| Mar. 21 | Southern Illinois | W | 1-0 |
| Mar. 21 | SW Louisiana | W | 2-1 |
| Mar. 22 | Toledo | W | 11-0 |
| Mar. 22 | Toledo | W | 4-0 |
| Mar. 25 | vs. Fresno State | L | 1-2 |
| Mar. 25 | vs. Cal Poly | W | 1-0 |
| Mar. 26 | vs. Minnesota | W | 3-1 |
| Mar. 27 | vs. Utah | L | 2-3 |
| Mar. 28 | at CS-Fullerton | W | 4-1 |
| Apr. 6 | Florida A&M | W | 10-0 |
| Apr. 6 | Florida A&M | W | 4-1 |
| Apr. 9 | vs. UNC-Wilmington | W | 12-0 |
| Apr. 9 | vs. Virginia* | W | 3-2 |
| Apr. 10 | vs. Coastal Carolina | W | 8-0 |
| Apr. 10 | vs. Hofstra | W | 10-2 |
| Apr. 11 | vs. Coastal Carolina | W | 9-1 |
| Apr. 11 | vs. East Carolina | W | 13-0 |
| ACC Championship | | | |
| Apr. 16 | Georgia Tech | W | 12-0 |
| Apr. 16 | Virginia | L | 0-1 |
| Apr. 16 | Georgia Tech | W | 11-0 |
| Apr. 17 | Virginia | W | 2-0 |
| Apr. 17 | Virginia | W | 4-2 |
| Apr. 24 | at South Carolina | L | 4-6 |
| Apr. 24 | at South Carolina | W | 7-0 |
| Apr. 25 | at South Carolina | W | 8-0 |
| May 1 | vs. Connecticut | L | 1-4 |
| May 1 | vs. USF | W | 1-0 |
| May 2 | at Massachusetts | W | 5-0 |
| May 4 | at West Florida | W | 5-0 |
| May 4 | at West Florida | W | 7-0 |
| NCAA Regional | | | |
| May 21 | Kansas | L | 0-1 |
| May 21 | Iowa | W | 5-3 |
| May 22 | Kansas | W | 5-0 |
| May 22 | Kansas | W | 2-1 |
| College World Series | | | |
| May 27 | vs. Oklahoma State | L | 2-5 |
| May 28 | vs. Connecticut | L | 1-2 |



10 WCWS APPEARANCES • 17 ACC CHAMPIONSHIPS • 32 NCAA APPEARANCES

YEAR-BY-YEAR RESULTS

1994 • (50-19, 9-2 ACC)

NCAA Regional

| Date | Opponent | Result | Score |
|------------------|----------------------|--------|-------|
| Feb. 12 | Mercer | W | 9-3 |
| Feb. 12 | Mercer | W | 6-0 |
| Feb. 13 | UNC-Charlotte | W | 4-0 |
| Feb. 13 | UNC-Charlotte | W | 7-1 |
| Feb. 17 | Georgia Southern | W | 10-0 |
| Feb. 17 | Georgia Southern | W | 8-0 |
| Feb. 19 | West Florida | W | 10-0 |
| Feb. 19 | West Florida | W | 5-0 |
| Feb. 21 | at Florida AGM | W | 3-0 |
| Feb. 26 | Stetson | W | 7-0 |
| Feb. 26 | Stetson | W | 5-0 |
| Feb. 28 | at Mercer | W | 6-0 |
| Feb. 28 | at Mercer | W | 5-0 |
| Mar. 2 | Florida AGM | W | 8-0 |
| Mar. 5 | South Carolina | L | 2-3 |
| Mar. 5 | South Carolina | W | 3-1 |
| Mar. 6 | Georgia Tech* | W | 6-1 |
| Mar. 6 | Georgia Tech* | W | 2-1 |
| Mar. 11 | vs. Robert Morris | L | 0-1 |
| Mar. 11 | vs. Illinois-Chicago | W | 3-0 |
| Mar. 11 | vs. Penn State | W | 6-2 |
| Mar. 12 | vs. UCLA | L | 0-3 |
| Mar. 12 | vs. Notre Dame | W | 3-0 |
| Mar. 12 | vs. Virginia* | W | 7-0 |
| Mar. 13 | vs. Oklahoma State | L | 0-1 |
| Mar. 15 | Northern Illinois | W | 3-0 |
| Mar. 15 | Northern Illinois | W | 1-0 |
| Mar. 16 | Texas AGM | L | 3-7 |
| Mar. 16 | Virginia* | W | 4-3 |
| Mar. 17 | Princeton | W | 2-1 |
| Mar. 18 | Indiana | W | 3-2 |
| Mar. 18 | vs. Louisiana Tech | W | 2-0 |
| Mar. 18 | vs. Iowa State | W | 3-2 |
| Mar. 19 | Eastern Michigan | W | 1-0 |
| Mar. 19 | Eastern Illinois | W | 9-0 |
| Mar. 19 | Illinois State | L | 2-3 |
| Mar. 22 | vs. Kansas | L | 2-4 |
| Mar. 23 | vs. Northwestern | L | 2-8 |
| Mar. 23 | at CS-Fullerton | L | 0-7 |
| Mar. 24 | vs. SE Louisiana | L | 3-12 |
| Mar. 25 | vs. Oklahoma State | L | 0-1 |
| Mar. 25 | vs. Utah State | W | 5-3 |
| Mar. 30 | Hofstra | W | 3-2 |
| Mar. 30 | Hofstra | W | 4-3 |
| Apr. 4 | at Florida AGM | W | 7-0 |
| Apr. 7 | at North Carolina* | W | 5-1 |
| Apr. 7 | at North Carolina* | W | 6-2 |
| Apr. 8 | vs. UNC-Wilmington | W | 5-0 |
| Apr. 8 | vs. UNC-Charlotte | W | 8-1 |
| Apr. 9 | vs. East Carolina | L | 0-1 |
| Apr. 9 | vs. Georgia Tech* | W | 11-0 |
| Apr. 10 | vs. Virginia* | W | 9-4 |
| Apr. 10 | at North Carolina* | L | 0-1 |
| Apr. 16 | at Virginia* | W | 8-0 |
| Apr. 16 | at Virginia* | L | 4-5 |
| Apr. 17 | Florida AGM | W | 8-0 |
| ACC Championship | | | |
| Apr. 22 | Georgia Tech | W | 2-1 |
| Apr. 22 | Virginia | L | 0-2 |
| Apr. 23 | North Carolina | W | 6-5 |
| Apr. 23 | Virginia | W | 1-0 |
| Apr. 23 | Virginia | L | 0-3 |
| Apr. 23 | Virginia | - | - |
| May 3 | at West Florida | L | 1-4 |
| May 3 | at West Florida | W | 8-0 |
| May 7 | at Connecticut | W | 4-1 |
| May 7 | vs. USF | W | 2-0 |
| May 11 | at USF | W | 4-2 |
| May 11 | at USF | W | 6-5 |
| NCAA Regional | | | |
| May 20 | vs. Oklahoma | L | 1-3 |
| May 21 | vs. Providence | L | 0-4 |

1995 • (58-15, 6-0 ACC)

ACC Champions

NCAA Regional

| Date | Opponent | Result | Score |
|------------------|----------------------|--------|-------|
| Feb. 12 | Stetson | W | 8-0 |
| Feb. 12 | Stetson | W | 2-0 |
| Feb. 17 | vs. Oklahoma St. | L | 1-5 |
| Feb. 17 | vs. CS-Fullerton | L | 5-9 |
| Feb. 18 | vs. Oregon | W | 3-2 |
| Feb. 18 | vs. New Mexico St. | W | 4-0 |
| Feb. 18 | vs. Illinois St. | W | 10-2 |
| Feb. 19 | vs. Arizona | L | 1-7 |
| Feb. 22 | Troy | W | 3-1 |
| Feb. 22 | Troy | W | 3-0 |
| Feb. 25 | at Georgia Tech* | W | 9-4 |
| Feb. 25 | at Georgia Tech* | W | 10-1 |
| Feb. 26 | at UNC-Charlotte | W | 6-0 |
| Feb. 26 | at UNC-Charlotte | W | 8-0 |
| Mar. 4 | Mercer | W | 3-0 |
| Mar. 4 | Mercer | W | 10-2 |
| Mar. 5 | North Carolina* | W | 6-3 |
| Mar. 5 | North Carolina* | W | 3-1 |
| Mar. 6 | Marshall | W | 8-0 |
| Mar. 6 | Marshall | W | 7-0 |
| Mar. 10 | vs. Indiana State | W | 8-0 |
| Mar. 10 | vs. Illinois-Chicago | L | 1-3 |
| Mar. 10 | vs. Iowa | L | 0-4 |
| Mar. 11 | vs. Robert Morris | W | 3-0 |
| Mar. 11 | vs. Yale | W | 11-1 |
| Mar. 11 | vs. North Carolina | W | 8-2 |
| Mar. 12 | vs. Virginia | W | 2-1 |
| Mar. 12 | vs. Oklahoma State | W | 7-4 |
| Mar. 12 | vs. Illinois-Chicago | W | 1-0 |
| Mar. 14 | Virginia* | W | 3-2 |
| Mar. 14 | Virginia* | W | 3-0 |
| Mar. 17 | Samford | W | 14-0 |
| Mar. 17 | Miami (OH) | W | 9-1 |
| Mar. 17 | Michigan | L | 1-2 |
| Mar. 18 | Northern Illinois | W | 3-0 |
| Mar. 18 | Illinois-Chicago | W | 3-0 |
| Mar. 19 | Iowa State | W | 2-0 |
| Mar. 19 | Michigan | L | 0-5 |
| Mar. 21 | Massachusetts | W | 5-4 |
| Mar. 21 | Massachusetts | W | 4-3 |
| Mar. 24 | at South Carolina | L | 1-2 |
| Mar. 24 | at South Carolina | L | 2-3 |
| Mar. 25 | vs. Hofstra | W | 5-1 |
| Mar. 25 | at South Carolina | L | 3-6 |
| Mar. 25 | vs. Hofstra | W | 8-2 |
| Mar. 28 | Florida AGM | W | 8-0 |
| Apr. 2 | USF | W | 4-0 |
| Apr. 2 | USF | L | 3-4 |
| Apr. 3 | at Florida AGM | W | 9-0 |
| Apr. 3 | at Florida AGM | W | 10-0 |
| Apr. 7 | vs. Campbell | W | 4-0 |
| Apr. 7 | at North Carolina | W | 15-0 |
| Apr. 8 | vs. East Carolina | W | 10-2 |
| Apr. 8 | vs. Campbell | W | 7-1 |
| Apr. 9 | vs. East Carolina | W | 4-3 |
| Apr. 9 | at North Carolina | W | 2-1 |
| Apr. 12 | Florida AGM | W | 6-0 |
| Apr. 15 | at West Florida | W | 8-0 |
| Apr. 15 | at West Florida | W | 3-2 |
| ACC Championship | | | |
| Apr. 21 | vs. North Carolina | W | 4-0 |
| Apr. 21 | vs. Georgia Tech | W | 2-1 |
| Apr. 22 | vs. Georgia Tech | W | 5-2 |
| NCAA Regional | | | |
| May 3 | West Florida | W | 9-3 |
| May 3 | West Florida | W | 3-0 |
| May 12 | vs. USF | L | 0-3 |
| May 12 | vs. South Carolina | W | 5-4 |
| May 13 | at Massachusetts | L | 0-8 |
| May 13 | vs. South Carolina | W | 6-0 |
| May 14 | at Massachusetts | W | 2-0 |
| NCAA Regional | | | |
| May 19 | vs. Nebraska | L | 1-6 |
| May 20 | vs. Ohio | W | 2-0 |
| May 20 | vs. Nebraska | W | 6-2 |
| May 21 | at Arizona | L | 0-15 |

1996 • (51-21, 5-3 ACC)

ACC Champions

NCAA Regional

| Date | Opponent | Result | Score |
|------------------|----------------------|--------|-------|
| Feb. 7 | at Mercer | W | 4-1 |
| Feb. 7 | at Mercer | W | 5-2 |
| Feb. 9 | West Florida | W | 8-0 |
| Feb. 9 | West Florida | W | 8-0 |
| Feb. 11 | Georgia Southern | W | 2-1 |
| Feb. 11 | Georgia Southern | W | 5-0 |
| Feb. 16 | vs. UNLV | L | 2-3 |
| Feb. 16 | vs. Washington | L | 6-13 |
| Feb. 16 | vs. Arizona | L | 4-8 |
| Feb. 17 | vs. Illinois State | W | 4-1 |
| Feb. 17 | vs. Utah State | W | 6-5 |
| Feb. 18 | vs. CS-Fullerton | L | 11-12 |
| Feb. 24 | Stetson | W | 1-0 |
| Feb. 24 | Stetson | W | 6-2 |
| Feb. 27 | Florida AGM | W | 8-0 |
| Mar. 1 | vs. Washington | L | 1-3 |
| Mar. 1 | vs. Massachusetts | W | 4-1 |
| Mar. 2 | vs. Long Beach State | L | 1-2 |
| Mar. 2 | vs. Oregon | W | 1-0 |
| Mar. 3 | vs. CS-Northridge | L | 1-2 |
| Mar. 5 | UNC-Charlotte | W | 7-1 |
| Mar. 5 | UNC-Charlotte | W | 6-0 |
| Mar. 6 | Troy | W | 5-2 |
| Mar. 6 | Troy | L | 1-2 |
| Mar. 8 | vs. East Carolina | W | 2-1 |
| Mar. 8 | vs. UT-Chattanooga | W | 5-2 |
| Mar. 8 | vs. Ball State | W | 4-2 |
| Mar. 9 | vs. Penn State | W | 4-3 |
| Mar. 9 | vs. Indiana | W | 3-1 |
| Mar. 10 | vs. Michigan State | W | 6-2 |
| Mar. 10 | vs. UCLA | L | 0-4 |
| Mar. 14 | Notre Dame | L | 0-1 |
| Mar. 15 | Drake | W | 1-0 |
| Mar. 15 | Ohio State | L | 0-1 |
| Mar. 16 | Southern Illinois | L | 3-4 |
| Mar. 16 | Eastern Michigan | W | 7-0 |
| Mar. 16 | Massachusetts | W | 3-1 |
| Mar. 17 | Michigan | L | 1-6 |
| Mar. 17 | Connecticut | W | 3-0 |
| Mar. 19 | Connecticut | W | 6-0 |
| Mar. 21 | Bradley | W | 4-1 |
| Mar. 21 | Bradley | W | 7-2 |
| Mar. 23 | Georgia Tech* | W | 2-0 |
| Mar. 23 | Georgia Tech* | L | 1-3 |
| Mar. 28 | at Florida AGM | W | 7-2 |
| Mar. 28 | at Florida AGM | W | 13-0 |
| Apr. 1 | Florida AGM | W | 4-0 |
| Apr. 6 | at Virginia* | W | 8-0 |
| Apr. 6 | at Virginia* | W | 5-4 |
| Apr. 7 | at Maryland* | W | 4-0 |
| Apr. 7 | at Maryland* | W | 6-2 |
| Apr. 11 | at North Carolina* | L | 2-3 |
| Apr. 11 | at North Carolina* | L | 4-5 |
| Apr. 12 | vs. Campbell | W | 6-1 |
| Apr. 13 | vs. Florida Atlantic | L | 0-1 |
| Apr. 13 | vs. South Carolina | W | 4-2 |
| Apr. 13 | at North Carolina | W | 2-0 |
| Apr. 14 | vs. Maryland | W | 8-0 |
| ACC Championship | | | |
| Apr. 19 | vs. Georgia Tech | W | 5-4 |
| Apr. 19 | vs. Maryland | W | 3-0 |
| Apr. 20 | vs. North Carolina | W | 3-1 |
| Apr. 20 | vs. North Carolina | - | - |
| Apr. 30 | at West Florida | W | 6-0 |
| Apr. 30 | at West Florida | W | 10-0 |
| May 3 | at USF | W | 1-0 |
| May 3 | at USF | L | 1-4 |
| May 5 | South Carolina | W | 5-1 |
| May 5 | South Carolina | L | 3-5 |
| May 6 | South Carolina | W | 2-1 |
| NCAA Regional | | | |
| May 17 | USF | W | 3-1 |
| May 18 | Arizona | L | 6-9 |
| May 18 | USF | W | 6-0 |
| May 19 | Arizona | L | 3-10 |

1997 • (45-19, 7-1 ACC)

ACC Champions

| Date | Opponent | Result | Score |
|------------------|----------------------|--------|-------|
| Feb. 9 | at Georgia Southern | W | 8-0 |
| Feb. 9 | at Georgia Southern | W | 5-3 |
| Feb. 12 | at Florida AGM | W | 7-0 |
| Feb. 14 | vs. Nebraska | W | 2-1 |
| Feb. 14 | vs. Fresno State | L | 0-2 |
| Feb. 15 | vs. Oregon | L | 1-6 |
| Feb. 15 | vs. Utah | L | 2-6 |
| Feb. 16 | vs. Ohio State | W | 7-2 |
| Feb. 16 | vs. CS-Fullerton | W | 4-2 |
| Feb. 19 | at Florida | L | 1-3 |
| Feb. 19 | at Florida | W | 8-1 |
| Feb. 22 | Mercer | W | 1-0 |
| Feb. 22 | Mercer | W | 5-1 |
| Feb. 23 | Florida AGM | W | 8-0 |
| Feb. 28 | vs. Northwestern | W | 2-0 |
| Mar. 1 | vs. Washington | L | 3-8 |
| Mar. 1 | vs. Oklahoma | W | 2-1 |
| Mar. 2 | vs. UConn | W | 10-3 |
| Mar. 3 | vs. Louisiana Tech | L | 2-6 |
| Mar. 7 | vs. Ball State | W | 4-0 |
| Mar. 7 | vs. East Carolina | W | 10-0 |
| Mar. 7 | vs. Michigan State | L | 2-6 |
| Mar. 8 | vs. Hofstra | L | 1-2 |
| Mar. 8 | vs. Arkansas | W | 4-0 |
| Mar. 8 | vs. Indiana | W | 3-2 |
| Mar. 9 | vs. Iowa | L | 1-7 |
| Mar. 11 | Miami (OH) | W | 2-1 |
| Mar. 13 | Louisiana Tech | L | 2-3 |
| Mar. 14 | Wisconsin | L | 3-12 |
| Mar. 14 | UT-Chattanooga | W | 3-1 |
| Mar. 14 | UConn | W | 2-1 |
| Mar. 15 | Bradley | W | 4-0 |
| Mar. 15 | Eastern Michigan | W | 5-1 |
| Mar. 18 | UConn | L | 0-1 |
| Mar. 18 | UConn | W | 8-2 |
| Mar. 23 | at Georgia Tech* | W | 5-1 |
| Mar. 23 | at Georgia Tech* | W | 8-5 |
| Mar. 25 | Maryland* | W | 1-0 |
| Mar. 25 | Maryland* | W | 3-0 |
| Mar. 27 | Youngstown State | W | 8-2 |
| Mar. 27 | Youngstown State | W | 6-3 |
| Apr. 2 | at Troy | W | 3-2 |
| Apr. 2 | at Troy | T | 1-1 |
| Apr. 4 | at Florida AGM | L | 1-2 |
| Apr. 6 | Virginia* | W | 8-0 |
| Apr. 6 | Virginia* | L | 3-6 |
| Apr. 10 | at North Carolina* | W | 6-0 |
| Apr. 10 | at North Carolina* | W | 12-4 |
| Apr. 11 | vs. Florida Atlantic | W | 5-1 |
| Apr. 11 | vs. Campbell | W | 4-1 |
| Apr. 11 | vs. Coastal Carolina | W | 12-2 |
| Apr. 13 | vs. Coastal Carolina | W | 2-1 |
| Apr. 13 | vs. Florida Atlantic | W | 4-0 |
| ACC Championship | | | |
| Apr. 18 | vs. North Carolina | W | 5-4 |
| Apr. 18 | vs. Maryland | W | 4-3 |
| Apr. 19 | vs. Maryland | L | 1-2 |
| Apr. 27 | Florida AGM | W | 7-0 |
| Apr. 29 | at UNC Charlotte | W | 6-1 |
| Apr. 29 | at UNC Charlotte | W | 3-1 |
| May 1 | at Alabama | W | 2-0 |
| May 1 | at Alabama | L | 5-6 |
| May 2 | at Auburn | W | 2-0 |
| May 2 | at Auburn | L | 1-2 |
| May 9 | USF | L | 3-4 |
| May 9 | USF | L | 1-3 |



YEAR-BY-YEAR RESULTS

1998 • (51-21, 5-3 ACC)

ACC Champions
NCAA Regional

| Date | Opponent | Result | Score |
|-----------------------|----------------------|--------|-------|
| Feb. 7 | at Mercer | W | 5-1 |
| Feb. 7 | at Mercer | W | 9-1 |
| Feb. 8 | Georgia Southern | W | 6-2 |
| Feb. 8 | Georgia Southern | W | 3-1 |
| Feb. 13 | vs. Oregon | L | 0-2 |
| Feb. 13 | vs. Purdue | W | 8-1 |
| Feb. 14 | vs. Washington | W | 1-0 |
| Feb. 14 | vs. Fresno State | W | 2-1 |
| Feb. 18 | at West Florida | W | 9-3 |
| Feb. 18 | at West Florida | W | 10-6 |
| Feb. 20 | Florida AGM | W | 4-2 |
| Feb. 23 | Florida AGM | W | 6-0 |
| Feb. 24 | Troy | L | 0-5 |
| Feb. 24 | Troy | W | 5-4 |
| Feb. 27 | vs. Indiana | W | 3-2 |
| Feb. 27 | vs. Arizona State | L | 1-6 |
| Feb. 28 | vs. UMass | W | 4-0 |
| Feb. 28 | vs. CS-Northridge | L | 3-4 |
| Mar. 1 | vs. South Carolina | L | 0-3 |
| Mar. 1 | vs. California | L | 1-4 |
| Mar. 5 | vs. Georgia | W | 6-5 |
| Mar. 5 | vs. Illinois-Chicago | L | 1-3 |
| Mar. 6 | vs. Central Michigan | W | 10-1 |
| Mar. 6 | vs. Purdue | W | 5-4 |
| Mar. 7 | vs. Missouri | L | 1-3 |
| Mar. 7 | vs. Alabama | W | 4-1 |
| Mar. 7 | vs. Texas | L | 1-9 |
| Mar. 10 | UNC-Charlotte | W | 4-1 |
| Mar. 10 | UNC-Charlotte | W | 4-1 |
| Mar. 11 | Miami (OH) | L | 1-4 |
| Mar. 11 | Miami (OH) | L | 1-3 |
| Mar. 12 | Purdue | L | 0-1 |
| Mar. 13 | Northern Iowa | W | 3-0 |
| Mar. 13 | Louisiana State | W | 4-2 |
| Mar. 13 | Eastern Michigan | W | 4-2 |
| Mar. 14 | Robert Morris | W | 4-1 |
| Mar. 14 | Penn State | W | 3-0 |
| Mar. 14 | Central Michigan | W | 11-4 |
| Mar. 15 | Mississippi | W | 4-2 |
| Mar. 15 | Umass | W | 1-0 |
| Mar. 17 | Connecticut | W | 6-4 |
| Mar. 17 | Connecticut | W | 9-0 |
| Mar. 20 | North Carolina* | W | 3-2 |
| Mar. 20 | North Carolina* | W | 7-6 |
| Mar. 25 | Youngstown State | W | 1-0 |
| Mar. 25 | Youngstown State | W | 10-2 |
| Mar. 27 | vs. Wright State | W | 8-3 |
| Mar. 27 | vs. Georgia State | W | 8-0 |
| Mar. 28 | vs. Indiana State | W | 6-1 |
| Mar. 28 | vs. Utah | W | 2-1 |
| Mar. 29 | vs. Utah | L | 1-4 |
| Apr. 3 | West Florida | W | 2-1 |
| Apr. 3 | West Florida | W | 5-3 |
| Apr. 5 | Georgia Tech* | W | 3-2 |
| Apr. 5 | Georgia Tech* | W | 4-1 |
| Apr. 8 | Florida | L | 3-8 |
| Apr. 8 | Florida | W | 5-3 |
| Apr. 10 | Florida AGM | L | 1-3 |
| Apr. 12 | Auburn | W | 5-1 |
| Apr. 12 | Auburn | W | 8-3 |
| Apr. 15 | at Florida AGM | W | 4-1 |
| Apr. 18 | at Virginia* | L | 1-4 |
| Apr. 18 | at Virginia* | L | 0-3 |
| Apr. 19 | at Maryland* | L | 3-5 |
| Apr. 19 | at Maryland* | W | 9-1 |
| ACC Championship | | | |
| Apr. 23 | Maryland | W | 1-0 |
| Apr. 24 | Virginia | W | 10-0 |
| Apr. 25 | Virginia | W | 2-1 |
| Apr. 25 | Virginia | - | - |
| May 6 | at USF | W | 2-1 |
| May 6 | at USF | L | 2-3 |
| NCAA Midwest Regional | | | |
| May 15 | at Oklahoma State | L | 0-4 |
| May 16 | vs. Stanford | L | 0-1 |

1999 • (40-25-1, 6-2 ACC)

ACC Champions

| Date | Opponent | Result | Score |
|---------|-----------------------|--------|-------|
| Feb. 6 | at Georgia Southern | L | 1-3 |
| Feb. 6 | at Georgia Southern | W | 2-0 |
| Feb. 9 | at Florida AGM | L | 2-3 |
| Feb. 12 | vs. Utah State | W | 12-3 |
| Feb. 12 | vs. Utah | L | 1-5 |
| Feb. 13 | vs. California | L | 0-4 |
| Feb. 13 | vs. Nebraska | L | 1-4 |
| Feb. 14 | vs. UNLV | W | 10-5 |
| Feb. 19 | Mercer | W | 9-0 |
| Feb. 19 | Mercer | W | 10-0 |
| Feb. 23 | at Auburn | W | 4-2 |
| Feb. 23 | at Auburn | T | 0-0 |
| Feb. 26 | vs. Colorado State | W | 3-2 |
| Feb. 26 | vs. Nebraska | L | 0-1 |
| Feb. 27 | vs. DePaul | L | 3-5 |
| Feb. 27 | vs. Arizona State | L | 0-2 |
| Feb. 28 | vs. Colorado State | L | 4-5 |
| Mar. 1 | Campbell | W | 5-0 |
| Mar. 1 | Campbell | W | 2-0 |
| Mar. 4 | vs. Mississippi State | L | 1-2 |
| Mar. 5 | vs. Hofstra | W | 6-5 |
| Mar. 6 | vs. Michigan | L | 0-5 |
| Mar. 6 | vs. Florida Atlantic | L | 4-8 |
| Mar. 7 | vs. Georgia | W | 5-0 |
| Mar. 7 | at USF | L | 1-2 |
| Mar. 10 | Miami (OH) | W | 2-0 |
| Mar. 10 | Miami (OH) | W | 6-2 |
| Mar. 12 | vs. Western Illinois | L | 0-1 |
| Mar. 13 | vs. Toledo | W | 9-1 |
| Mar. 13 | vs. Furman | W | 2-0 |
| Mar. 14 | vs. Maryland | W | 2-0 |
| Mar. 14 | vs. Central Michigan | L | 1-5 |
| Mar. 16 | Massachusetts | L | 1-2 |
| Mar. 16 | Massachusetts | W | 6-0 |
| Mar. 18 | Virginia* | W | 8-2 |
| Mar. 18 | Virginia* | W | 2-1 |
| Mar. 22 | Minnesota | W | 5-0 |
| Mar. 22 | Minnesota | W | 5-2 |
| Mar. 24 | Maryland* | W | 4-1 |
| Mar. 24 | Maryland* | L | 3-5 |
| Mar. 27 | Michigan State | L | 0-3 |
| Mar. 27 | Troy | W | 6-1 |
| Mar. 28 | Michigan State | L | 4-5 |
| Mar. 28 | Troy | W | 7-0 |
| Apr. 1 | at Florida AGM | W | 2-1 |
| Apr. 3 | at Georgia Tech* | W | 7-0 |
| Apr. 3 | at Georgia Tech* | W | 8-5 |
| Apr. 4 | at Georgia | L | 0-5 |
| Apr. 4 | at Georgia | W | 6-0 |
| Apr. 7 | at Florida | L | 0-2 |
| Apr. 7 | at Florida | W | 6-4 |
| Apr. 9 | at North Carolina* | L | 0-6 |
| Apr. 9 | at North Carolina* | W | 8-3 |
| Apr. 10 | vs. Florida Atlantic | L | 0-1 |
| Apr. 11 | vs. Southern Miss | L | 0-1 |
| Apr. 14 | Florida AGM | W | 10-1 |
| Apr. 14 | Florida AGM | L | 3-8 |
| Apr. 17 | FIU | W | 6-1 |
| Apr. 17 | FIU | W | 1-0 |
| May 4 | vs. UNC-Charlotte | W | 10-1 |
| May 4 | vs. UNC-Charlotte | W | 12-5 |
| May 6 | USF | W | 2-1 |
| May 6 | USF | W | 5-1 |

ACC Championship

| | | | |
|--------|--------------------|---|-----|
| May 14 | vs. North Carolina | W | 2-1 |
| May 15 | vs. Virginia | W | 1-0 |
| May 16 | vs. Virginia | W | 3-0 |

2000 • (51-27, 6-2 ACC)

ACC Champions
NCAA Regional

| Date | Opponent | Result | Score |
|--------------------|-----------------------|--------|-------|
| Feb. 6 | Georgia Southern | W | 8-0 |
| Feb. 6 | Georgia Southern | W | 6-1 |
| Feb. 9 | at Florida AGM | W | 9-0 |
| Feb. 11 | California | L | 0-1 |
| Feb. 12 | Florida Atlantic | L | 2-3 |
| Feb. 12 | Florida AGM | W | 8-7 |
| Feb. 13 | Florida Atlantic | W | 2-0 |
| Feb. 13 | California | L | 0-1 |
| Feb. 16 | at Mercer | W | 7-0 |
| Feb. 16 | at Mercer | W | 7-4 |
| Feb. 19 | at Bethune-Cookman | W | 9-0 |
| Feb. 19 | at Bethune-Cookman | W | 1-0 |
| Feb. 20 | at Stetson | W | 2-0 |
| Feb. 20 | at Stetson | W | 8-2 |
| Feb. 26 | vs. Eastern Michigan | W | 5-1 |
| Feb. 26 | at Florida Atlantic | W | 2-0 |
| Feb. 27 | vs. Villanova | L | 2-3 |
| Feb. 27 | vs. Furman | W | 8-0 |
| Mar. 3 | vs. Fresno State | L | 0-2 |
| Mar. 3 | vs. Harvard | W | 6-2 |
| Mar. 4 | vs. Texas | L | 0-1 |
| Mar. 4 | vs. Mississippi State | L | 0-4 |
| Mar. 5 | vs. Louisiana | L | 1-9 |
| Mar. 7 | at Pacific | L | 2-5 |
| Mar. 10 | vs. UCLA | L | 0-3 |
| Mar. 10 | vs. Mississippi | L | 2-3 |
| Mar. 11 | vs. Cal Poly | L | 4-5 |
| Mar. 11 | at Fresno State | L | 1-2 |
| Mar. 12 | vs. Illinois State | W | 1-0 |
| Mar. 12 | vs. Texas Tech | W | 3-0 |
| Mar. 15 | Princeton | W | 4-3 |
| Mar. 15 | Princeton | W | 2-0 |
| Mar. 17 | Troy | W | 2-1 |
| Mar. 17 | Miami of Ohio | W | 8-0 |
| Mar. 17 | Kansas | L | 1-4 |
| Mar. 18 | Northern Iowa | W | 6-2 |
| Mar. 18 | Michigan | L | 1-6 |
| Mar. 22 | Ohio | W | 8-1 |
| Mar. 22 | Ohio | W | 6-1 |
| Mar. 24 | vs. Louisiana | L | 1-2 |
| Mar. 24 | at UT-Chattanooga | W | 1-0 |
| Mar. 25 | vs. Wisconsin | W | 3-0 |
| Mar. 25 | vs. Louisiana | L | 2-6 |
| Mar. 26 | vs. Wisconsin | W | 6-5 |
| Mar. 26 | at UT-Chattanooga | W | 2-1 |
| Apr. 1 | Georgia Tech* | L | 1-2 |
| Apr. 1 | Georgia Tech* | L | 2-8 |
| Apr. 2 | FIU | L | 2-4 |
| Apr. 2 | FIU | W | 8-3 |
| Apr. 5 | Florida | W | 6-3 |
| Apr. 5 | Florida | L | 3-5 |
| Apr. 8 | Southern Miss | L | 0-9 |
| Apr. 8 | Florida AGM | W | 3-0 |
| Apr. 9 | Southern Miss | L | 1-4 |
| Apr. 9 | Florida AGM | W | 9-1 |
| Apr. 12 | at Florida AGM | W | 7-0 |
| Apr. 15 | Auburn | W | 7-0 |
| Apr. 15 | Auburn | L | 4-5 |
| Apr. 16 | North Carolina* | W | 10-9 |
| Apr. 16 | North Carolina* | W | 5-4 |
| Apr. 21 | at East Carolina | W | 1-0 |
| Apr. 21 | at East Carolina | W | 7-0 |
| Apr. 22 | at Campbell | W | 7-1 |
| Apr. 22 | at Campbell | W | 9-1 |
| ACC Championship | | | |
| Apr. 29 | Maryland | W | 6-2 |
| Apr. 30 | Virginia | L | 2-4 |
| May 1 | Maryland | W | 3-0 |
| May 1 | Virginia | W | 3-1 |
| May 1 | Virginia | W | 2-0 |
| May 3 | at Virginia* | W | 3-2 |
| May 3 | at Virginia* | W | 6-2 |
| May 4 | at Maryland* | W | 10-3 |
| May 4 | at Maryland* | W | 3-2 |
| NCAA West Regional | | | |
| May 18 | vs. Long Beach State | W | 2-0 |
| May 19 | vs. Iowa | W | 4-1 |
| May 20 | at UCLA | L | 1-6 |
| May 20 | vs. Iowa | W | 4-2 |
| May 21 | at UCLA | L | 1-7 |

2001 • (58-12, 7-1 ACC)

NCAA Regional

| Date | Opponent | Result | Score |
|---------------------------|-----------------------|--------|-------|
| Feb. 3 | at Georgia Southern | W | 8-0 |
| Feb. 3 | at Georgia Southern | W | 4-0 |
| Feb. 9 | Florida AGM | W | 1-0 |
| Feb. 10 | UT-Chattanooga | W | 4-1 |
| Feb. 10 | FIU | L | 1-2 |
| Feb. 11 | UT-Chattanooga | W | 3-2 |
| Feb. 11 | FIU | W | 3-2 |
| Feb. 16 | Kent State | W | 4-0 |
| Feb. 17 | College of Charleston | W | 8-0 |
| Feb. 17 | Boston College | W | 1-0 |
| Feb. 18 | College of Charleston | W | 9-1 |
| Feb. 18 | Boston College | W | 5-4 |
| Feb. 20 | Mercer | W | 4-0 |
| Feb. 20 | Mercer | W | 8-0 |
| Feb. 23 | vs. Illinois | L | 0-1 |
| Feb. 23 | at Florida Atlantic | L | 1-2 |
| Feb. 24 | vs. Florida AGM | W | 11-0 |
| Feb. 24 | vs. Maryland | W | 5-3 |
| Feb. 25 | vs. Illinois | W | 2-0 |
| Feb. 25 | at Florida Atlantic | W | 1-0 |
| Mar. 2 | Central Michigan | W | 3-1 |
| Mar. 3 | Northwestern | W | 2-1 |
| Mar. 3 | Ball State | W | 1-0 |
| Mar. 4 | Northwestern | W | 8-2 |
| Mar. 4 | Central Michigan | W | 2-0 |
| Mar. 6 | at Florida AGM | L | 4-5 |
| Mar. 9 | vs. UC-Riverside | W | 8-0 |
| Mar. 9 | at San Diego State | W | 2-1 |
| Mar. 14 | Nebraska | L | 0-3 |
| Mar. 15 | Iowa State | W | 4-0 |
| Mar. 16 | Iowa State | W | 6-0 |
| Mar. 16 | Syracuse | W | 3-2 |
| Mar. 17 | Bethune-Cookman | W | 3-2 |
| Mar. 17 | Troy | W | 11-0 |
| Mar. 20 | Connecticut | W | 8-0 |
| Mar. 20 | Connecticut | W | 3-0 |
| Mar. 28 | Florida AGM | W | 7-0 |
| Mar. 31 | at Georgia Tech* | W | 7-0 |
| Mar. 31 | at Georgia Tech* | L | 1-2 |
| Apr. 1 | at Georgia State | W | 9-1 |
| Apr. 1 | at Georgia State | W | 10-0 |
| Apr. 6 | at North Carolina* | W | 2-0 |
| Apr. 7 | at North Carolina* | W | 5-0 |
| Apr. 7 | vs. Florida Atlantic | W | 5-4 |
| Apr. 7 | vs. East Carolina | W | 2-0 |
| Apr. 8 | at North Carolina | L | 2-3 |
| Apr. 11 | at Florida AGM | W | 6-0 |
| Apr. 14 | at Jacksonville State | W | 4-1 |
| Apr. 14 | at Jacksonville State | W | 12-2 |
| Apr. 17 | Florida AGM | W | 12-0 |
| Apr. 18 | at Florida | W | 5-3 |
| Apr. 18 | at Florida | W | 3-1 |
| Apr. 21 | East Carolina | W | 9-2 |
| Apr. 21 | East Carolina | W | 9-0 |
| Apr. 28 | Virginia* | W | 8-0 |
| Apr. 28 | Virginia* | W | 10-2 |
| Apr. 30 | at Troy | W | 1-0 |
| Apr. 30 | at Troy | L | 1-2 |
| May 5 | Maryland* | W | 5-0 |
| May 5 | Maryland* | W | 10-1 |
| ACC Championship | | | |
| May 11 | vs. Maryland | W | 2-1 |
| May 12 | vs. North Carolina | L | 0-2 |
| May 13 | vs. Maryland | W | 4-0 |
| May 13 | vs. North Carolina | L | 1-4 |
| NCAA Tallahassee Regional | | | |
| May 17 | Bethune-Cookman | W | 6-2 |
| May 18 | Florida | W | 6-2 |
| May 19 | California | L | 0-1 |
| May 19 | Florida Atlantic | W | 2-0 |
| May 20 | California | W | 2-1 |
| May 20 | California | L | 2-3 |



10 WCWS APPEARANCES • 17 ACC CHAMPIONSHIPS • 32 NCAA APPEARANCES

YEAR-BY-YEAR RESULTS

2002 • (55-20, 6-0 ACC)

College World Series
NCAA Semifinalist

| Date | Opponent | Result | Score |
|---------|--------------------|--------|-------|
| Feb. 3 | Georgia Southern | W | 7-0 |
| Feb. 3 | Georgia Southern | W | 4-0 |
| Feb. 5 | at Mercer | W | 2-0 |
| Feb. 5 | at Mercer | W | 2-1 |
| Feb. 8 | Florida Atlantic | L | 2-4 |
| Feb. 8 | Washington | L | 4-6 |
| Feb. 9 | South Carolina | L | 0-4 |
| Feb. 9 | Louisville | W | 4-1 |
| Feb. 15 | Georgia | L | 2-3 |
| Feb. 15 | Syracuse | W | 6-3 |
| Feb. 16 | Penn St | W | 4-0 |
| Feb. 16 | Maryland | W | 2-1 |
| Feb. 17 | St. Johns | W | 8-3 |
| Feb. 22 | vs. Texas Tech | L | 1-4 |
| Feb. 22 | at New Mexico St. | W | 5-0 |
| Feb. 23 | vs. Dayton | W | 5-0 |
| Feb. 23 | at New Mexico St. | W | 1-0 |
| Feb. 24 | vs. Dayton | W | 12-0 |
| Feb. 24 | vs. Texas Tech | L | 7-8 |
| Feb. 27 | at Florida AGM | W | 7-3 |
| Mar. 1 | Kansas | W | 5-4 |
| Mar. 3 | Texas | W | 1-0 |
| Mar. 3 | Mississippi St. | L | 0-2 |
| Mar. 6 | Pittsburgh | W | 7-0 |
| Mar. 8 | Middle Tenn St. | W | 2-1 |
| Mar. 8 | Iowa St | W | 7-0 |
| Mar. 9 | Auburn | W | 5-4 |
| Mar. 9 | Michigan | L | 0-1 |
| Mar. 9 | Massachusetts | L | 2-3 |
| Mar. 11 | Southern Illinois | W | 2-1 |
| Mar. 14 | vs. Oklahoma | W | 1-0 |
| Mar. 14 | vs. Rutgers | W | 5-1 |
| Mar. 15 | at CS-Fullerton | L | 1-8 |
| Mar. 15 | vs. Depaul | W | 11-5 |
| Mar. 16 | vs. Washington | W | 3-2 |
| Mar. 17 | vs. Texas | L | 2-4 |
| Mar. 20 | Maine | W | 6-2 |
| Mar. 20 | Maine | W | 1-0 |
| Mar. 22 | vs. Campbell | W | 8-0 |
| Mar. 22 | vs. UNC-Greensboro | W | 3-1 |
| Mar. 23 | vs. Princeton | W | 5-1 |
| Mar. 23 | vs. Ohio St. | L | 1-2 |
| Mar. 23 | vs. UCF | W | 10-2 |
| Mar. 24 | vs. Troy | L | 2-4 |
| Mar. 28 | at Florida AGM | W | 2-1 |
| Apr. 6 | Florida AGM | W | 6-0 |
| Apr. 6 | Florida AGM | W | 18-3 |
| Apr. 11 | UAB | W | 9-0 |
| Apr. 11 | UAB | W | 5-3 |
| Apr. 13 | Georgia Tech* | W | 7-3 |
| Apr. 13 | Georgia Tech* | W | 4-2 |
| Apr. 17 | Florida | L | 1-7 |
| Apr. 17 | Florida | W | 6-1 |
| Apr. 20 | North Carolina* | W | 7-6 |
| Apr. 20 | North Carolina* | W | 9-5 |
| Apr. 28 | Jacksonville State | W | 3-0 |
| Apr. 28 | Jacksonville State | W | 6-1 |
| Apr. 30 | at Virginia* | W | 4-0 |
| Apr. 30 | at Virginia* | W | 6-3 |
| May 4 | Troy | W | 7-2 |
| May 4 | Troy | W | 9-1 |
| May 7 | Florida Atlantic | W | 3-2 |
| May 7 | Florida Atlantic | L | 0-5 |

2003 • (46-11, 8-0 ACC)

ACC Champions
NCAA Regional

| Date | Opponent | Result | Score |
|---------|----------------------|--------|----------|
| Feb. 1 | at Georgia Southern | W | 7-2 |
| Feb. 1 | at Georgia Southern | L | 1-2 |
| Feb. 4 | Auburn | W | 8-0 |
| Feb. 4 | Auburn | W | 3-2 (10) |
| Feb. 7 | Oregon | L | 1-3 |
| Feb. 7 | Florida AGM | W | 13-2 |
| Feb. 8 | Georgia | L | 4-5(8) |
| Feb. 8 | SE Louisiana | W | 4-1 |
| Feb. 14 | Middle Tenn. St. | W | 11-0 |
| Feb. 14 | Iowa State | W | 3-1 |
| Feb. 15 | Middle Tenn. St. | W | 6-3 |
| Feb. 15 | Iowa State | W | 6-2 |
| Feb. 18 | at Florida AGM | W | 5-0 |
| Feb. 22 | vs. Pacific | W | 8-1 |
| Feb. 22 | vs. Oregon State | L | 0-2 |
| Feb. 23 | vs. UMass | L | 1-2 |
| Feb. 26 | Mercer | W | 11-0 |
| Feb. 28 | Mississippi State | L | 1-3 |
| Mar. 2 | Syracuse | W | 6-1 |
| Mar. 2 | Pittsburgh | W | 7-1 |
| Mar. 5 | at Troy | W | 8-3 |
| Mar. 5 | at Troy | W | 7-1 |
| Mar. 7 | Rutgers | W | 6-0 |
| Mar. 8 | Winthrop | W | 1-0 |
| Mar. 8 | Penn State | L | 3-4 (11) |
| Mar. 12 | vs. Long Beach State | W | 4-0 |
| Mar. 13 | vs. Arizona | L | 0-2 |
| Mar. 14 | vs. Louisiana | L | 0-3 |
| Mar. 22 | vs. Princeton | W | 5-1 |
| Mar. 22 | vs. Boston | W | 2-1 (10) |
| Mar. 22 | vs. Middle Tenn. St. | W | 5-0 |
| Mar. 23 | vs. Georgia | W | 4-3 (8) |
| Mar. 25 | Maryland* | W | 6-2 |
| Mar. 25 | Maryland* | W | 3-2(10) |
| Mar. 27 | at Florida AGM | W | 9-2 |
| Apr. 4 | at Elon | W | 6-0 |
| Apr. 4 | at Elon | W | 6-0 |
| Apr. 5 | at North Carolina* | W | 1-0 |
| Apr. 5 | at North Carolina* | W | 4-0 |
| Apr. 9 | UCF | W | 2-1 (9) |
| Apr. 9 | UCF | W | 2-0 |
| Apr. 12 | at Furman | W | 6-0 |
| Apr. 12 | at Furman | W | 12-0 |
| Apr. 15 | Florida AGM | W | 8-0 |
| Apr. 19 | Jacksonville | W | 9-0 |
| Apr. 19 | Jacksonville | W | 2-0 |
| Apr. 23 | at Florida | W | 5-0 |
| Apr. 23 | at Florida | W | 7-3 |
| Apr. 26 | Virginia* | W | 5-0 |
| Apr. 26 | Virginia* | W | 12-1 |
| May 4 | at Georgia Tech* | W | 4-0 |
| May 4 | at Georgia Tech* | W | 6-0 |

ACC Championship

| | | | |
|--------|--------------|---|------|
| May 9 | Virginia | W | 10-1 |
| May 10 | Georgia Tech | W | 5-3 |
| May 11 | Virginia | W | 10-2 |

NCAA Gainesville Regional

| | | | |
|--------|---------------------|---|-----|
| May 15 | vs. Texas-Arlington | L | 0-1 |
| May 16 | vs. Oregon State | L | 1-2 |

2004 • (62-12, 9-1 ACC)

ACC Champions
College World Series

| Date | Opponent | Result | Score |
|---------|---------------------|--------|-------|
| Feb. 7 | Illinois State | W | 11-3 |
| Feb. 7 | Louisville | W | 8-0 |
| Feb. 8 | Minnesota | W | 3-0 |
| Feb. 8 | Florida AGM | W | 9-1 |
| Feb. 11 | at Mercer | W | 5-1 |
| Feb. 11 | at Mercer | W | 8-2 |
| Feb. 15 | Southern Miss | W | 5-1 |
| Feb. 15 | Southern Miss | W | 9-1 |
| Feb. 17 | Georgia Southern | W | 8-0 |
| Feb. 17 | Georgia Southern | W | 4-0 |
| Feb. 20 | at Jacksonville | W | 3-2 |
| Feb. 20 | at Jacksonville | L | 1-2 |
| Feb. 22 | Florida AGM | W | 8-0 |
| Feb. 27 | vs. Army | W | 10-0 |
| Feb. 27 | vs. Texas | W | 2-1 |
| Feb. 28 | vs. Washington | W | 7-1 |
| Feb. 28 | vs. Oklahoma | W | 3-2 |
| Feb. 29 | vs. South Carolina | W | 3-1 |
| Feb. 29 | vs. LSU | L | 3-4 |
| Mar. 5 | Penn State | W | 8-0 |
| Mar. 5 | Rhode Island | W | 11-0 |
| Mar. 6 | Louisiana | L | 0-1 |
| Mar. 6 | St. John's | W | 7-4 |
| Mar. 7 | Connecticut | W | 8-0 |
| Mar. 9 | Connecticut | W | 7-4 |
| Mar. 11 | Notre Dame | W | 4-3 |
| Mar. 12 | Texas AGM | W | 8-0 |
| Mar. 12 | Robert Morris | W | 9-1 |
| Mar. 13 | St. Joseph's | W | 7-0 |
| Mar. 13 | Central Michigan | W | 9-0 |
| Mar. 13 | St. Joseph's | W | 14-0 |
| Mar. 14 | Michigan | W | 1-0 |
| Mar. 16 | Troy | W | 11-2 |
| Mar. 16 | Troy | W | 6-2 |
| Mar. 18 | vs. Arizona State | W | 1-0 |
| Mar. 18 | vs. Nebraska | L | 0-1 |
| Mar. 19 | vs. UNLV | W | 2-1 |
| Mar. 20 | vs. Fresno State | W | 3-0 |
| Mar. 20 | at CS-Fullerton | W | 3-0 |
| Mar. 25 | FIU | W | 11-0 |
| Mar. 25 | FIU | W | 11-0 |
| Mar. 30 | at Florida AGM | W | 12-0 |
| Apr. 3 | Georgia Tech* | W | 4-0 |
| Apr. 3 | Georgia Tech* | W | 2-1 |
| Apr. 5 | at Florida AGM | W | 12-0 |
| Apr. 7 | Florida | W | 2-0 |
| Apr. 10 | at UCF | W | 2-1 |
| Apr. 10 | at UCF | W | 3-2 |
| Apr. 14 | Florida AGM | W | 12-0 |
| Apr. 17 | at Virginia* | W | 1-0 |
| Apr. 17 | at Virginia* | L | 4-5 |
| Apr. 18 | Maryland* | W | 7-0 |
| Apr. 18 | Maryland* | W | 2-1 |
| Apr. 24 | North Carolina* | W | 1-0 |
| Apr. 24 | North Carolina* | W | 5-0 |
| May 1 | NC State* | W | 8-0 |
| May 1 | NC State* | W | 4-0 |
| May 3 | at Auburn | L | 0-1 |
| May 3 | at Auburn | W | 4-0 |
| May 8 | at Michigan | L | 1-2 |
| May 8 | at Michigan | L | 0-1 |
| May 10 | at Eastern Michigan | W | 2-0 |
| May 10 | at Eastern Michigan | L | 5-6 |

ACC Championship

| | | | |
|--------|-------------------|---|-----|
| May 14 | at Georgia Tech | W | 3-2 |
| May 15 | at North Carolina | W | 8-0 |
| May 16 | at Georgia Tech | W | 3-1 |

NCAA Tallahassee Regional

| | | | |
|--------|-------------------|---|-----|
| May 20 | vs. Long Island | W | 4-0 |
| May 21 | vs. CS-Northridge | W | 1-0 |
| May 22 | vs. Oregon | W | 5-4 |
| May 23 | vs. Oregon | L | 0-1 |
| May 23 | vs. Oregon | W | 2-0 |

College World Series

| | | | |
|--------|----------------|---|-----|
| May 27 | vs. California | L | 2-4 |
| May 29 | vs. Washington | W | 2-0 |
| May 30 | vs. LSU | L | 1-2 |

2005 • (35-28, 11-6 ACC)

NCAA Regional

| Date | Opponent | Result | Score |
|---------|----------------------|--------|---------|
| Feb. 9 | at Florida AGM | W | 5-2 |
| Feb. 9 | at Florida AGM | L | 7-10 |
| Feb. 11 | Missouri | L | 2-3 (9) |
| Feb. 11 | Nicholls State | W | 2-0 |
| Feb. 12 | Nicholls State | W | 7-3 |
| Feb. 12 | Missouri | L | 3-6 |
| Feb. 15 | at Georgia Southern | L | 0-1 |
| Feb. 15 | at Georgia Southern | W | 3-0 |
| Feb. 18 | South Carolina | W | 4-2 |
| Feb. 18 | Syracuse | W | 5-4 (8) |
| Feb. 19 | SE Louisiana | W | 6-0 |
| Feb. 19 | Syracuse | L | 1-2 |
| Feb. 25 | vs. Lehigh | W | 5-1 |
| Feb. 25 | vs. Michigan State | W | 4-1 |
| Feb. 26 | vs. Oklahoma | L | 0-3 |
| Feb. 26 | vs. Fresno State | W | 2-0 |
| Mar. 2 | Maine | W | 1-0 |
| Mar. 2 | Maine | W | 5-2 |
| Mar. 4 | at North Carolina* | W | 2-0 |
| Mar. 4 | at North Carolina* | W | 6-3 |
| Mar. 5 | at North Carolina* | L | 2-3 |
| Mar. 7 | at NC State* | W | 5-2 |
| Mar. 7 | at NC State* | L | 1-2 |
| Mar. 11 | Iowa State | W | 1-0 |
| Mar. 11 | Saint Joseph's | W | 4-0 |
| Mar. 12 | Radford | W | 4-0 |
| Mar. 12 | Eastern Kentucky | W | 13-5 |
| Mar. 13 | Southern Illinois | L | 0-4 |
| Mar. 17 | vs. Texas | L | 2-7 |
| Mar. 17 | vs. Long Beach State | W | 5-1 |
| Mar. 18 | vs. Arizona | L | 0-6 |
| Mar. 19 | vs. Syracuse | L | 3-4 |
| Mar. 26 | at Georgia Tech* | L | 0-2 |
| Mar. 26 | at Georgia Tech* | L | 1-3 |
| Mar. 27 | at Georgia Tech* | L | 0-5 |
| Mar. 30 | Jacksonville | L | 2-5 |
| Mar. 30 | Jacksonville | W | 11-0 |
| Apr. 2 | Virginia Tech* | W | 4-2 |
| Apr. 2 | Virginia Tech* | W | 3-2 |
| Apr. 3 | Virginia Tech* | W | 5-2 |
| Apr. 13 | UCF | L | 1-2 |
| Apr. 13 | UCF | W | 1-0 |
| Apr. 16 | Maryland* | W | 1-0 |
| Apr. 16 | Maryland* | L | 2-7 |
| Apr. 17 | Maryland* | W | 2-0 |
| Apr. 18 | Florida AGM | W | 4-1 |
| Apr. 20 | Florida AGM | W | 5-1 |
| Apr. 23 | Virginia* | W | 5-3 |
| Apr. 23 | Virginia* | W | 4-0 |
| Apr. 24 | Virginia* | W | 3-2 |
| May 1 | at Troy | L | 3-5 |
| May 1 | at Troy | L | 1-3 |
| May 3 | at Florida | L | 4-7 |
| May 3 | at Florida | L | 0-2 |
| May 6 | at BYU | W | 12-3 |
| May 6 | at BYU | L | 2-5 |
| May 7 | at Utah | L | 5-8 |

ACC Championship

| | | | |
|--------|-------------------|---|-----|
| May 12 | vs. Virginia Tech | L | 2-3 |
| May 13 | at Maryland | L | 0-2 |

NCAA Auburn Regional

| | | | |
|--------|------------|---|-----|
| May 20 | at Auburn | W | 5-0 |
| May 21 | vs. Baylor | L | 5-9 |
| May 22 | at Auburn | W | 2-0 |
| May 27 | vs. Baylor | L | 3-5 |

College World Series

| | | | |
|--------|----------------|---|-----|
| May 23 | vs. UCLA | W | 2-1 |
| May 24 | vs. California | L | 0-1 |
| May 25 | vs. Nebraska | W | 4-3 |
| May 26 | vs. Arizona | L | 2-6 |



YEAR-BY-YEAR RESULTS

2006 • (44-30, 10-10 ACC)

NCAA Super Regional

| Date | Opponent | Result | Score |
|---------------------------|----------------------|--------|----------|
| Feb. 10 | Louisville | L | 3-12 |
| Feb. 10 | Samford | W | 7-2 |
| Feb. 11 | Nicholls State | W | 11-3 |
| Feb. 14 | Georgia Southern | W | 3-2 |
| Feb. 14 | Georgia Southern | W | 10-2 |
| Feb. 17 | South Carolina | W | 4-3 |
| Feb. 17 | Iowa State | W | 5-0 |
| Feb. 18 | South Carolina | L | 2-4 |
| Feb. 18 | Iowa State | W | 9-1 |
| Feb. 22 | at Jacksonville | W | 8-1 |
| Feb. 22 | at Jacksonville | L | 1-2 |
| Feb. 24 | vs. Louisiana | L | 0-14 |
| Feb. 24 | vs. Tennessee | L | 0-1 |
| Feb. 28 | at Florida AGM | W | 5-2 |
| Mar. 2 | Michigan | L | 0-9 |
| Mar. 3 | Michigan | L | 3-6 |
| Mar. 3 | Western Michigan | W | 2-1 |
| Mar. 4 | Maryland | W | 6-5 |
| Mar. 4 | Michigan | L | 0-5 |
| Mar. 7 | Connecticut | W | 8-2 |
| Mar. 7 | Connecticut | W | 1-0 |
| Mar. 10 | Connecticut | W | 5-2(9) |
| Mar. 10 | Kent State | L | 2-4 |
| Mar. 11 | Western Illinois | W | 11-6 |
| Mar. 11 | Georgia State | W | 5-2 |
| Mar. 12 | Florida AGM | W | 5-3 |
| Mar. 12 | St. John's | W | 7-2 |
| Mar. 13 | North Carolina* | W | 2-1 |
| Mar. 14 | North Carolina* | L | 3-5 |
| Mar. 14 | North Carolina* | L | 1-3 |
| Mar. 16 | at CS-Fullerton | L | 1-6 |
| Mar. 16 | vs. Arizona State | W | 1-0 (10) |
| Mar. 17 | vs. Notre Dame | L | 0-1 |
| Mar. 18 | vs. Michigan | L | 3-11 |
| Mar. 23 | FIU | W | 3-1 |
| Mar. 23 | FIU | W | 8-0 |
| Mar. 25 | Boston College* | L | 5-7 |
| Mar. 25 | Boston College* | W | 8-0 |
| Mar. 26 | Boston College* | W | 7-5 |
| Mar. 29 | Florida AGM | W | 9-3 |
| Mar. 30 | Auburn | L | 2-7 |
| Apr. 1 | Georgia Tech* | W | 9-1 |
| Apr. 1 | Georgia Tech* | L | 3-8 |
| Apr. 2 | Georgia Tech* | W | 7-4 |
| Apr. 3 | at Florida AGM | L | 0-4 |
| Apr. 5 | Florida | W | 4-0 |
| Apr. 5 | Florida | W | 6-5 (8) |
| Apr. 9 | at Virginia* | L | 0-1 |
| Apr. 9 | at Virginia* | W | 8-5 |
| Apr. 12 | Florida AGM | W | 9-3 |
| Apr. 15 | NC State* | L | 0-2 |
| Apr. 15 | NC State* | L | 5-6 |
| Apr. 16 | NC State* | W | 2-0 |
| Apr. 18 | Troy | W | 4-3 |
| Apr. 18 | Troy | L | 2-4 |
| Apr. 21 | at Virginia Tech* | L | 0-2 |
| Apr. 22 | at Virginia Tech* | L | 2-10 |
| Apr. 22 | at Virginia Tech* | W | 9-6 |
| May 2 | at UCF | W | 2-0 |
| May 2 | at UCF | W | 8-2 |
| May 6 | at Maryland* | L | 4-6 |
| May 6 | at Maryland* | W | 4-1 |
| May 7 | at Maryland* | W | 8-4 |
| ACC Championship | | | |
| May 11 | Georgia Tech | W | 10-1 |
| May 12 | NC State | W | 6-0 |
| May 13 | Georgia Tech | L | 3-4 |
| May 13 | Georgia Tech | W | 7-4 |
| May 14 | NC State | L | 1-4 |
| NCAA Athens Regional | | | |
| May 19 | vs. Coastal Carolina | W | 7-1 |
| May 20 | at Georgia | W | 3-2 |
| May 21 | at Georgia | L | 1-3 |
| May 21 | at Georgia | W | 2-0 |
| NCAA Tempe Super Regional | | | |
| May 26 | at Arizona State | L | 1-6 |
| May 27 | at Arizona State | L | 5-1 |

2007 • (44-25, 13-7 ACC)

NCAA Regional

| Date | Opponent | Result | Score |
|--------------------------|-----------------------|--------|---------|
| Feb. 9 | Samford | W | 13-5 |
| Feb. 9 | Florida AGM | W | 5-0 |
| Feb. 10 | Radford | W | 2-1 |
| Feb. 10 | Samford | W | 8-0 |
| Feb. 13 | at Georgia Southern | W | 11-2 |
| Feb. 16 | Jacksonville | W | 10-2 |
| Feb. 16 | Kansas | L | 0-1 |
| Feb. 17 | South Carolina | W | 8-3 |
| Feb. 17 | Memphis | W | 8-0 |
| Feb. 23 | vs. Nebraska | W | 2-1(9) |
| Feb. 23 | vs. Mississippi State | W | 4-2 |
| Feb. 24 | vs. Tennessee Tech | W | 9-8(8) |
| Feb. 24 | vs. Seton Hall | W | 4-2 |
| Feb. 25 | Southern Illinois | L | 1-4 |
| Feb. 28 | Michigan | L | 3-4 |
| Feb. 28 | Michigan | L | 2-3 |
| Mar. 3 | at NC State* | L | 3-6 |
| Mar. 3 | at NC State* | W | 4-0 |
| Mar. 4 | at NC State* | L | 2-4 |
| Mar. 9 | Syracuse | W | 8-0 |
| Mar. 9 | Georgia State | W | 6-2 |
| Mar. 10 | Appalachian State | W | 4-2 |
| Mar. 10 | Maine | W | 9-1 |
| Mar. 10 | Florida AGM | W | 9-4 |
| Mar. 11 | Southern Illinois | W | 6-0 |
| Mar. 11 | Georgia | L | 1-2 |
| Mar. 13 | Southern Miss | W | 2-0 |
| Mar. 13 | Southern Miss | W | 6-1 |
| Mar. 15 | vs. Washington | W | 3-1 |
| Mar. 15 | vs. CS-Northridge | L | 3-4 |
| Mar. 16 | vs. Michigan | L | 2-4 |
| Mar. 17 | vs. NC State* | L | 2-3 |
| Mar. 17 | at CS-Fullerton | L | 3-4 |
| Mar. 21 | at Florida AGM | W | 8-0 |
| Mar. 24 | Virginia Tech* | L | 0-1 |
| Mar. 24 | Virginia Tech* | W | 10-2 |
| Mar. 25 | Virginia Tech* | L | 0-1 |
| Mar. 28 | UCF | L | 0-1(12) |
| Mar. 28 | UCF | W | 8-3 |
| Mar. 31 | Maryland* | W | 4-2(14) |
| Mar. 31 | Maryland* | W | 6-0 |
| Apr. 1 | Maryland* | W | 8-0 |
| Apr. 4 | at Florida | L | 1-5 |
| Apr. 4 | at Florida | L | 3-4 |
| Apr. 7 | at Georgia Tech* | W | 8-0 |
| Apr. 7 | at Georgia Tech* | L | 1-9(8) |
| Apr. 8 | at Georgia Tech* | L | 6-7 |
| Apr. 11 | Florida AGM | W | 9-1 |
| Apr. 14 | at Boston College* | W | 9-0 |
| Apr. 14 | at Boston College* | W | 6-3 |
| Apr. 17 | Jacksonville | W | 8-0 |
| Apr. 17 | Jacksonville | W | 3-0 |
| Apr. 21 | Virginia* | W | 8-2 |
| Apr. 21 | Virginia* | W | 4-2 |
| Apr. 22 | Virginia* | W | 8-0 |
| Apr. 28 | at North Carolina* | L | 3-4 |
| Apr. 28 | at North Carolina* | W | 3-2 |
| Apr. 29 | at North Carolina* | W | 6-3 |
| May 2 | at Troy | W | 5-3 |
| May 2 | at Troy | W | 4-2 |
| May 3 | North Florida | W | 5-0 |
| May 3 | North Florida | W | 2-1 |
| May 6 | at Auburn | L | 2-7 |
| ACC Championship | | | |
| May 10 | vs. North Carolina | W | 8-0 |
| May 11 | vs. Virginia Tech | L | 0-4 |
| May 11 | vs. Maryland | W | 7-4 |
| May 12 | vs. Georgia Tech | L | 3-6 |
| NCAA Tuscaloosa Regional | | | |
| May 18 | vs. California | L | 6-13 |
| May 19 | at Alabama | L | 3-6 |

2008 • (38-28, 12-9 ACC)

NCAA Regional

| Date | Opponent | Result | Score |
|--------------------------|------------------------|--------|-------|
| Feb. 8 | Southern Miss | W | 11-3 |
| Feb. 8 | Louisville | L | 3-4 |
| Feb. 9 | Troy | L | 1-3 |
| Feb. 9 | Louisville | W | 6-4 |
| Feb. 13 | at Florida AGM | W | 9-1 |
| Feb. 15 | Jacksonville | L | 2-5 |
| Feb. 16 | Bethune-Cookman | W | 14-3 |
| Feb. 17 | Michigan State | L | 2-3 |
| Feb. 17 | UAB | W | 4-1 |
| Feb. 19 | at Jacksonville | W | 10-0 |
| Feb. 19 | at Jacksonville | W | 3-1 |
| Feb. 23 | North Carolina* | W | 2-0 |
| Feb. 23 | North Carolina* | L | 1-5 |
| Feb. 24 | North Carolina* | L | 4-7 |
| Feb. 27 | Troy | L | 0-3 |
| Feb. 27 | Troy | W | 3-2 |
| Feb. 29 | vs. Massachusetts | W | 6-0 |
| Feb. 29 | vs. Hofstra | W | 1-0 |
| Mar. 1 | vs. Tennessee | L | 5-8 |
| Mar. 1 | vs. Texas AGM | L | 0-7 |
| Mar. 2 | vs. Iowa | W | 2-0 |
| Mar. 8 | Appalachian State | W | 2-0 |
| Mar. 8 | Connecticut | W | 7-0 |
| Mar. 9 | Georgia State | W | 1-0 |
| Mar. 9 | Georgia State | W | 3-0 |
| Mar. 11 | Connecticut | W | 2-1 |
| Mar. 11 | Connecticut | W | 2-1 |
| Mar. 14 | at Virginia* | W | 9-1 |
| Mar. 14 | at Virginia* | W | 8-3 |
| Mar. 15 | at Virginia* | W | 5-1 |
| Mar. 18 | Lipscomb | W | 5-1 |
| Mar. 18 | Lipscomb | W | 11-3 |
| Mar. 20 | vs. Arizona State | W | 3-2 |
| Mar. 20 | vs. Long Beach State | L | 2-6 |
| Mar. 21 | vs. Arizona | L | 2-13 |
| Mar. 21 | vs. Washington | L | 3-4 |
| Mar. 22 | at CS-Fullerton | W | 4-1 |
| Mar. 26 | Georgia Southern | W | 8-0 |
| Mar. 26 | Georgia Southern | W | 4-3 |
| Mar. 29 | Boston College* | W | 1-0 |
| Mar. 29 | Boston College* | L | 1-6 |
| Mar. 30 | Boston College* | W | 6-0 |
| Apr. 2 | Florida AGM | W | 18-0 |
| Apr. 5 | at Maryland* | L | 1-3 |
| Apr. 5 | at Maryland* | W | 3-0 |
| Apr. 6 | at Maryland* | L | 3-4 |
| Apr. 9 | at UCF | L | 0-2 |
| Apr. 9 | at UCF | L | 1-4 |
| Apr. 12 | Georgia Tech* | L | 2-5 |
| Apr. 12 | Georgia Tech* | W | 10-2 |
| Apr. 13 | Georgia Tech* | L | 2-6 |
| Apr. 16 | Florida | L | 1-6 |
| Apr. 16 | Florida | L | 4-14 |
| Apr. 18 | Virginia Tech* | L | 0-3 |
| Apr. 19 | Virginia Tech* | L | 1-3 |
| Apr. 19 | Virginia Tech* | W | 2-0 |
| Apr. 26 | NC State* | W | 1-0 |
| Apr. 26 | NC State* | W | 4-3 |
| Apr. 27 | NC State* | W | 10-1 |
| Apr. 30 | at Michigan | L | 2-6 |
| Apr. 30 | at Michigan | L | 4-8 |
| ACC Championship | | | |
| May 8 | vs. Boston College | W | 5-1 |
| May 10 | vs. Virginia Tech | L | 0-2 |
| NCAA Tuscaloosa Regional | | | |
| May 15 | vs. Jacksonville State | L | 3-4 |
| May 16 | vs. UT-Chattanooga | W | 5-3 |
| May 16 | vs. Jacksonville State | L | 1-10 |

2009 • (44-16, 17-4 ACC)

NCAA Regional

| Date | Opponent | Result | Score |
|---------------------------|-----------------------|--------|-------|
| Feb. 6 | vs. Iowa | W | 6-0 |
| Feb. 6 | at Texas | L | 2-3 |
| Feb. 7 | vs. Stephen F. Austin | W | 4-3 |
| Feb. 7 | vs. Stephen F. Austin | W | 10-5 |
| Feb. 8 | at Texas | W | 6-4 |
| Feb. 11 | Florida AGM | W | 5-0 |
| Feb. 13 | Appalachian State | W | 6-0 |
| Feb. 14 | Miami (OH) | W | 10-2 |
| Feb. 15 | Purdue | W | 8-0 |
| Feb. 15 | Mississippi State | L | 5-4 |
| Feb. 18 | South Alabama | W | 6-1 |
| Feb. 21 | East Carolina | L | 2-1 |
| Feb. 21 | Indiana | W | 7-0 |
| Feb. 22 | UC-Riverside | W | 13-2 |
| Feb. 22 | Michigan | W | 6-5 |
| Feb. 24 | Michigan | L | 0-1 |
| Mar. 5 | Bethune-Cookman | W | 3-2 |
| Mar. 6 | Troy | W | 2-0 |
| Mar. 6 | Liberty | W | 11-3 |
| Mar. 7 | Middle Tenn. St. | W | 6-1 |
| Mar. 9 | at North Carolina* | L | 0-1 |
| Mar. 10 | at North Carolina* | W | 6-2 |
| Mar. 10 | at North Carolina* | W | 4-1 |
| Mar. 12 | vs. Washington | L | 1-4 |
| Mar. 12 | vs. Oklahoma | L | 1-3 |
| Mar. 13 | vs. Fresno State | L | 0-1 |
| Mar. 14 | vs. Bowling Green | W | 3-0 |
| Mar. 15 | vs. Texas | W | 2-0 |
| Mar. 18 | Jacksonville | W | 4-0 |
| Mar. 18 | Jacksonville | W | 10-0 |
| Mar. 23 | at North Florida | W | 7-0 |
| Mar. 23 | at North Florida | L | 3-5 |
| Mar. 24 | at Florida AGM | W | 5-1 |
| Mar. 28 | at Georgia Tech* | L | 3-8 |
| Mar. 28 | at Georgia Tech* | L | 0-3 |
| Mar. 29 | at Georgia Tech* | W | 5-4 |
| Apr. 4 | Virginia Tech* | W | 6-0 |
| Apr. 4 | Virginia Tech* | W | 3-2 |
| Apr. 5 | Virginia Tech* | L | 0-2 |
| Apr. 7 | Troy | W | 8-0 |
| Apr. 7 | Troy | W | 1-0 |
| Apr. 8 | at Florida | L | 3-4 |
| Apr. 11 | Maryland* | W | 1-0 |
| Apr. 11 | Maryland* | W | 8-0 |
| Apr. 12 | Maryland* | W | 1-0 |
| Apr. 18 | at NC State* | W | 10-1 |
| Apr. 18 | at NC State* | W | 1-0 |
| Apr. 19 | at NC State* | W | 1-0 |
| Apr. 25 | Virginia* | W | 3-1 |
| Apr. 25 | Virginia* | W | 12-4 |
| Apr. 26 | Virginia* | W | 5-1 |
| May 2 | at Boston College* | W | 2-0 |
| May 2 | at Boston College* | W | 1-0 |
| May 3 | at Boston College* | W | 4-0 |
| ACC Championship | | | |
| May 8 | vs. Boston College | W | 2-0 |
| May 9 | vs. North Carolina | W | 4-1 |
| May 10 | vs. Georgia Tech | L | 1-3 |
| NCAA Tallahassee Regional | | | |
| May 15 | vs. Oklahoma State | L | 0-1 |
| May 16 | vs. Mississippi State | W | 5-0 |
| May 16 | vs. Oklahoma State | L | 0-1 |



10 WCWS APPEARANCES • 17 ACC CHAMPIONSHIPS • 32 NCAA APPEARANCES

YEAR-BY-YEAR RESULTS

2010 • (44-18, 12-9 ACC)

NCAA Regional

| Date | Opponent | Result | Score |
|----------------------|------------------------|--------|-------|
| Feb. 11 | Southern Miss | L | 1-2 |
| Feb. 13 | Bowling Green | W | 9-0 |
| Feb. 13 | Iona | W | 9-1 |
| Feb. 14 | Mercer | W | 2-1 |
| Feb. 14 | Bowling Green | W | 8-1 |
| Feb. 17 | at Florida AGM | W | 9-2 |
| Feb. 19 | Coastal Carolina | W | 4-0 |
| Feb. 20 | South Dakota State | W | 12-0 |
| Feb. 20 | Gardner-Webb | W | 7-0 |
| Feb. 20 | Gardner-Webb | W | 5-0 |
| Feb. 21 | South Dakota State | W | 6-0 |
| Feb. 24 | at Jacksonville | W | 8-0 |
| Feb. 26 | vs. Illinois | L | 3-4 |
| Feb. 26 | vs. Southern Illinois | W | 9-1 |
| Feb. 27 | vs. Miss. Valley State | W | 8-3 |
| Feb. 27 | vs. Hofstra | W | 8-0 |
| Feb. 28 | vs. Kent State | W | 6-0 |
| Mar. 5 | vs. Eastern Michigan | W | 8-0 |
| Mar. 5 | at Florida Atlantic | W | 6-3 |
| Mar. 6 | vs. Connecticut | W | 5-4 |
| Mar. 6 | vs. Michigan State | W | 3-1 |
| Mar. 7 | vs. Miami (OH) | W | 4-0 |
| Mar. 9 | vs. Michigan State | W | 7-0 |
| Mar. 13 | North Carolina* | L | 0-5 |
| Mar. 13 | North Carolina* | W | 2-1 |
| Mar. 14 | North Carolina* | L | 4-5 |
| Mar. 16 | FIU | W | 8-3 |
| Mar. 16 | FIU | W | 7-2 |
| Mar. 18 | Auburn | L | 0-1 |
| Mar. 19 | vs. Texas Tech | L | 1-2 |
| Mar. 20 | vs. Long Island | W | 6-0 |
| Mar. 20 | vs. Northern Illinois | W | 7-1 |
| Mar. 21 | vs. Syracuse | W | 3-0 |
| Mar. 24 | at Georgia | W | 4-3 |
| Mar. 27 | Boston College* | W | 4-0 |
| Mar. 27 | Boston College* | W | 6-0 |
| Mar. 28 | Boston College* | W | 11-3 |
| Apr. 3 | at Maryland* | W | 2-0 |
| Apr. 3 | at Maryland* | W | 3-2 |
| Apr. 4 | at Maryland* | L | 2-6 |
| Apr. 7 | at UCF | W | 6-1 |
| Apr. 10 | NC State* | W | 4-2 |
| Apr. 10 | NC State* | W | 5-0 |
| Apr. 11 | NC State* | L | 1-3 |
| Apr. 14 | Florida | L | 4-8 |
| Apr. 14 | Florida | L | 2-9 |
| Apr. 17 | at Virginia Tech* | L | 7-8 |
| Apr. 17 | at Virginia Tech* | L | 4-5 |
| Apr. 18 | at Virginia Tech* | W | 3-1 |
| Apr. 21 | at South Alabama | W | 2-0 |
| Apr. 24 | Georgia Tech* | L | 1-14 |
| Apr. 24 | Georgia Tech* | W | 6-2 |
| Apr. 25 | Georgia Tech* | L | 2-5 |
| May 1 | at Virginia* | L | 1-2 |
| May 1 | at Virginia* | W | 9-6 |
| May 2 | at Virginia* | W | 2-1 |
| ACC Championship | | | |
| May 14 | vs. Maryland | W | 3-0 |
| May 15 | at Virginia Tech | W | 5-3 |
| May 16 | vs. Georgia Tech | L | 4-8 |
| NCAA Athens Regional | | | |
| May 21 | vs. Radford | W | 10-1 |
| May 22 | at Georgia | L | 2-5 |
| May 22 | vs. Radford | L | 2-3 |

2011 • (32-28, 9-11 ACC)

ACC Champions

NCAA Regional

| Date | Opponent | Result | Score |
|---------|-----------------------|--------|-------|
| Feb. 11 | UNC-Greensboro | L | 0-1 |
| Feb. 11 | St. John's | L | 5-11 |
| Feb. 12 | Hofstra | W | 5-1 |
| Feb. 12 | UNC-Greensboro | W | 13-3 |
| Feb. 13 | Hofstra | L | 0-2 |
| Feb. 15 | Florida AGM | W | 8-5 |
| Feb. 18 | Georgia Southern | W | 6-4 |
| Feb. 18 | Middle Tennessee | W | 10-3 |
| Feb. 19 | Kentucky | W | 2-0 |
| Feb. 19 | Middle Tennessee | W | 11-1 |
| Feb. 20 | Kentucky | L | 2-7 |
| Feb. 24 | vs. BYU | W | 6-4 |
| Feb. 24 | vs. Oregon State | L | 5-6 |
| Feb. 25 | vs. Northwestern | L | 0-3 |
| Feb. 26 | vs. Long Beach State | W | 4-1 |
| Feb. 26 | vs. San Diego State | L | 2-10 |
| Mar. 5 | Wisconsin | W | 7-1 |
| Mar. 5 | Utah | L | 4-5 |
| Mar. 6 | Utah | W | 7-3 |
| Mar. 6 | Wisconsin | W | 9-0 |
| Mar. 8 | at Auburn | L | 3-5 |
| Mar. 11 | vs. Mississippi State | L | 8-9 |
| Mar. 12 | at Alabama | L | 0-8 |
| Mar. 12 | vs. Mississippi State | L | 7-8 |
| Mar. 13 | at Alabama | L | 2-9 |
| Mar. 16 | South Alabama | W | 6-0 |
| Mar. 19 | at NC State* | W | 3-2 |
| Mar. 19 | at NC State* | L | 2-4 |
| Mar. 20 | at NC State* | W | 7-2 |
| Mar. 23 | at Florida AGM | W | 9-2 |
| Mar. 26 | at North Carolina* | L | 0-1 |
| Mar. 26 | at North Carolina* | L | 2-3 |
| Mar. 27 | at North Carolina* | L | 0-4 |
| Apr. 2 | Virginia Tech* | W | 1-0 |
| Apr. 2 | Virginia Tech* | L | 1-2 |
| Apr. 3 | Virginia Tech* | L | 3-4 |
| Apr. 6 | at UCF | L | 1-2 |
| Apr. 9 | Virginia* | W | 8-0 |
| Apr. 9 | Virginia* | L | 1-2 |
| Apr. 10 | Virginia* | W | 6-1 |
| Apr. 12 | Mercer | W | 5-4 |
| Apr. 12 | Mercer | W | 3-0 |
| Apr. 13 | North Florida | W | 9-7 |
| Apr. 13 | North Florida | W | 6-1 |
| Apr. 16 | at Boston College* | W | 7-1 |
| Apr. 16 | at Boston College* | W | 11-4 |
| Apr. 23 | Maryland* | L | 0-1 |
| Apr. 23 | Maryland* | L | 4-7 |
| Apr. 24 | Maryland* | W | 5-0 |
| May 4 | at Florida | L | 0-1 |
| May 7 | at Georgia Tech* | L | 3-11 |
| May 7 | at Georgia Tech* | L | 2-7 |
| May 8 | at Georgia Tech* | W | 9-4 |

ACC Championship

| | | | |
|--------|--------------------|---|------|
| May 13 | vs. Virginia Tech | W | 9-2 |
| May 14 | vs. Virginia | W | 12-5 |
| May 15 | vs. North Carolina | W | 4-1 |

NCAA Athens Regional

| | | | |
|--------|-------------------|---|------|
| May 20 | vs. UAB | L | 0-2 |
| May 21 | vs. Georgia State | W | 6-1 |
| May 21 | vs. UAB | W | 13-1 |
| May 22 | at Georgia | L | 2-10 |

2012 • (47-16, 16-5 ACC)

NCAA Regional

| Date | Opponent | Result | Score |
|---------|-----------------------|--------|----------|
| Feb. 10 | Stephen F. Austin | W | 4-3 (8) |
| Feb. 10 | Mississippi | W | 10-6 |
| Feb. 11 | Tennessee Tech | W | 5-2 |
| Feb. 11 | Tennessee Tech | W | 8-0 |
| Feb. 12 | Mississippi | W | 8-0 |
| Feb. 17 | Western Carolina | W | 9-1 |
| Feb. 18 | Coastal Carolina | W | 6-1 |
| Feb. 18 | North Dakota State | W | 2-1 |
| Feb. 19 | Mercer | W | 3-0 |
| Feb. 22 | UCF | W | 6-2(9) |
| Feb. 24 | vs. St. John's | W | 5-1 |
| Feb. 24 | vs. Wisconsin | W | 6-2 |
| Feb. 25 | vs. Southern Illinois | W | 2-0 |
| Feb. 25 | vs. Marshall | W | 4-1 |
| Feb. 26 | vs. Wisconsin | W | 2-1 |
| Mar. 2 | vs. UC Santa Barbara | W | 5-1 |
| Mar. 3 | vs. Radford | L | 2-3 |
| Mar. 3 | at Hawaii | L | 1-2 |
| Mar. 4 | vs. UC Santa Barbara | W | 13-4 |
| Mar. 4 | at Hawaii | L | 0-1 |
| Mar. 10 | NC State* | W | 7-1 |
| Mar. 10 | NC State* | W | 8-0 |
| Mar. 11 | NC State* | W | 6-0 |
| Mar. 13 | UT-Chattanooga | W | 1-0 |
| Mar. 17 | vs. Northwestern | W | 1-0 |
| Mar. 17 | vs. Fairfield | W | 2-0 |
| Mar. 18 | vs. Rutgers | L | 0-1 |
| Mar. 18 | at USF | L | 1-2 |
| Mar. 20 | Jacksonville | W | 6-0 |
| Mar. 20 | Jacksonville | W | 7-1 |
| Mar. 21 | at Florida AGM | W | 10-1 |
| Mar. 24 | at Virginia* | W | 5-0 |
| Mar. 24 | at Virginia* | W | 2-0 |
| Mar. 25 | at Virginia* | W | 3-1 |
| Mar. 29 | Florida Gulf Coast | W | 5-0 |
| Mar. 29 | Florida Gulf Coast | W | 7-1 |
| Apr. 1 | North Carolina* | W | 8-3 |
| Apr. 1 | North Carolina* | L | 2-4 |
| Apr. 2 | North Carolina* | W | 3-1 |
| Apr. 4 | Florida | L | 1-9 |
| Apr. 6 | at Virginia Tech* | L | 5-11 |
| Apr. 7 | at Virginia Tech* | W | 7-3 |
| Apr. 7 | at Virginia Tech* | W | 3-1 |
| Apr. 10 | Florida AGM | W | 5-3 |
| Apr. 12 | South Alabama | L | 1-3 |
| Apr. 15 | Georgia Tech* | L | 4-5 |
| Apr. 15 | Georgia Tech* | W | 7-6 |
| Apr. 16 | Georgia Tech* | W | 4-3 |
| Apr. 18 | at LSU | W | 8-1 |
| Apr. 19 | at Troy | L | 3-4 |
| Apr. 21 | Boston College* | W | 12-4 |
| Apr. 22 | Boston College* | W | 2-0 |
| Apr. 22 | Boston College* | W | 5-0 |
| May 1 | at North Florida | W | 8-1 |
| May 1 | at North Florida | W | 5-0 |
| May 5 | at Maryland* | W | 4-3 |
| May 5 | at Maryland* | L | 1-4 |
| May 6 | at Maryland* | L | 3-4 (10) |

ACC Championship

| | | | |
|--------|------------------|---|-----|
| May 10 | vs. NC State | W | 6-2 |
| May 11 | vs. Georgia Tech | L | 1-9 |

NCAA Los Angeles Regional

| | | | |
|--------|---------------------|---|-----|
| May 18 | vs. San Diego State | L | 0-1 |
| May 19 | vs. UCLA | W | 2-1 |
| May 19 | vs. San Diego State | L | 0-1 |

2013 • (44-19, 18-2 ACC)

NCAA Super Regional

| Date | Opponent | Result | Score |
|---------|-------------------|--------|--------|
| Feb. 8 | Florida AGM | W | 4-0 |
| Feb. 9 | North Florida | W | 3-1 |
| Feb. 10 | Bethune-Cookman | W | 20-0 |
| Feb. 10 | Jacksonville | W | 8-0 |
| Feb. 15 | Tulsa | L | 2-3(8) |
| Feb. 15 | Arkansas | W | 9-1 |
| Feb. 16 | Hofstra | W | 9-1 |
| Feb. 16 | Hofstra | W | 4-0 |
| Feb. 17 | Tulsa | L | 1-4 |
| Feb. 20 | at UCF | W | 10-3 |
| Feb. 22 | vs. LIU Brooklyn | W | 15-1 |
| Feb. 22 | vs. Washington | L | 0-2 |
| Feb. 23 | vs. Oklahoma | L | 0-6 |
| Feb. 24 | vs. Marshall | L | 0-2 |
| Feb. 24 | vs. Stanford | L | 1-3 |
| Feb. 28 | Troy | W | 12-6 |
| Mar. 1 | Southern Miss | L | 1-2 |
| Mar. 1 | Troy | L | 3-6 |
| Mar. 2 | Appalachian State | W | 8-7 |
| Mar. 2 | Appalachian State | W | 3-0 |
| Mar. 3 | Troy | W | 8-0 |
| Mar. 9 | at NC State* | W | 4-0 |
| Mar. 9 | at NC State* | W | 11-2 |
| Mar. 10 | at NC State | W | 2-0 |
| Mar. 12 | FIU | W | 11-2 |
| Mar. 12 | FIU | W | 7-4 |
| Mar. 13 | Tennessee State | W | 8-0 |
| Mar. 15 | Minnesota | L | 2-3 |
| Mar. 16 | Georgia Southern | W | 4-0 |
| Mar. 17 | Minnesota | W | 4-3 |
| Mar. 17 | Georgia Southern | W | 12-3 |
| Mar. 19 | at Auburn | W | 6-3 |
| Mar. 22 | North Carolina* | L | 4-5 |
| Mar. 24 | North Carolina* | W | 9-1 |
| Mar. 24 | North Carolina* | W | 3-1 |
| Mar. 27 | at Florida | L | 3-7(8) |
| Mar. 30 | at Maryland* | L | 4-5 |
| Mar. 30 | at Maryland* | W | 13-1 |
| Mar. 31 | at Maryland* | W | 14-9 |
| Apr. 3 | LSU | L | 4-5 |
| Apr. 6 | Boston College* | W | 10-0 |
| Apr. 6 | Boston College* | W | 4-0 |
| Apr. 7 | Boston College* | W | 7-3 |
| Apr. 10 | at South Alabama | L | 0-4 |
| Apr. 14 | Virginia* | W | 3-2(8) |
| Apr. 14 | Virginia* | W | 10-2 |
| Apr. 15 | Virginia* | W | 2-0 |
| Apr. 17 | Florida | L | 0-8 |
| Apr. 20 | at Virginia Tech* | W | 4-2 |
| Apr. 20 | at Virginia Tech* | W | 11-0 |
| Apr. 21 | at Virginia Tech* | W | 4-3 |
| Apr. 27 | at Georgia Tech* | W | 4-1(8) |
| Apr. 27 | at Georgia Tech* | W | 8-0 |

ACC Championship

| | | | |
|--------|--------------------|---|-----|
| May 9 | vs. Boston College | W | 6-0 |
| May 10 | vs. North Carolina | W | 3-0 |
| May 11 | vs. NC State | L | 0-1 |

NCAA Mobile Regional

| | | | |
|--------|-----------------------|---|--------|
| May 17 | vs. Mississippi State | W | 5-2 |
| May 18 | vs. South Alabama | W | 2-1 |
| May 19 | vs. South Alabama | L | 0-3 |
| May 19 | vs. South Alabama | W | 7-6(8) |

NCAA Austin Super Regional

| | | | |
|--------|-----------|---|-----|
| May 25 | vs. Texas | L | 2-3 |
| May 26 | vs. Texas | L | 0-4 |



YEAR-BY-YEAR RESULTS

2014 • (55-9, 24-3 ACC)

ACC Champions
College World Series

| Date | Opponent | Result | Score |
|---------|-----------------------|--------|---------|
| Feb. 7 | vs. Nebraska | L | 3-4 |
| Feb. 7 | at New Mexico State | W | 11-0 |
| Feb. 8 | vs. UTEP | W | 8-0 |
| Feb. 8 | vs. St. Mary's | W | 12-3 |
| Feb. 9 | vs. Nebraska | W | 5-1 |
| Feb. 14 | Southern Miss | W | 5-1 |
| Feb. 14 | North Dakota State | W | 4-1 |
| Feb. 15 | North Dakota State | W | 9-0 |
| Feb. 15 | Southern Miss | W | 11-0 |
| Feb. 16 | Southern Miss | W | 12-0 |
| Feb. 16 | North Dakota State | W | 5-0 |
| Feb. 19 | UCF | W | 6-1 |
| Feb. 21 | Charleston Southern | W | 8-2 |
| Feb. 22 | UC Santa Barbara | W | 5-2 |
| Feb. 26 | at Auburn | W | 5-4 |
| Feb. 28 | vs. Houston | W | 7-1 |
| Feb. 28 | vs. Purdue | W | 2-1 |
| Mar. 1 | vs. Purdue | W | 4-1 |
| Mar. 1 | at Alabama | L | 0-1 |
| Mar. 2 | at Alabama | W | 5-1 |
| Mar. 8 | at Virginia* | L | 9-11 |
| Mar. 8 | at Virginia* | W | 8-0 |
| Mar. 9 | at Virginia* | W | 15-0 |
| Mar. 11 | vs. Virginia Tech* | W | 12-0 |
| Mar. 11 | vs. Virginia Tech* | L | 4-5 |
| Mar. 12 | at Florida Gulf Coast | W | 5-0 |
| Mar. 15 | NC State* | W | 4-1 |
| Mar. 15 | NC State* | W | 4-2 |
| Mar. 16 | NC State* | W | 5-1 |
| Mar. 19 | at UNF | W | 11-1 |
| Mar. 19 | at UNF | W | 8-0 |
| Mar. 22 | at Boston College* | W | 5-1 |
| Mar. 22 | at Boston College* | W | 5-1 |
| Mar. 23 | at Boston College* | W | 8-0 |
| Mar. 26 | Florida AGM | W | 8-0 |
| Mar. 30 | at North Carolina* | W | 6-0 |
| Mar. 30 | at North Carolina* | W | 5-3 |
| Mar. 31 | at North Carolina* | W | 5-1 |
| Apr. 2 | at Florida | W | 3-2 (8) |
| Apr. 5 | Maryland* | W | 10-2 |
| Apr. 5 | Maryland* | W | 14-6 |
| Apr. 6 | Maryland* | W | 7-5 |
| Apr. 9 | Florida | L | 2-4 |
| Apr. 13 | at Notre Dame* | L | 5-8 |
| Apr. 13 | at Notre Dame* | W | 9-7 (9) |
| Apr. 16 | at Pitt* | W | 5-2 |
| Apr. 16 | at Pitt* | W | 10-3 |
| Apr. 19 | Syracuse* | W | 7-1 |
| Apr. 19 | Syracuse* | W | 5-0 |
| Apr. 20 | Syracuse* | W | 9-1 |
| Apr. 26 | Georgia Tech* | W | 5-1 |
| Apr. 26 | Georgia Tech* | W | 4-0 |
| Apr. 27 | Georgia Tech* | W | 3-0 |

ACC Championship

| | | | |
|--------|--------------------|---|------|
| May 8 | vs. Georgia Tech | W | 11-5 |
| May 9 | vs. North Carolina | W | 9-1 |
| May 10 | vs. Notre Dame | W | 3-1 |

NCAA Tallahassee Regional

| | | | |
|--------|-------------|---|----------|
| May 16 | vs. Fordham | W | 6-1 |
| May 17 | vs. USF | W | 2-0 (11) |
| May 18 | vs. USF | W | 2-1 |

NCAA Tallahassee Super Regional

| | | | |
|--------|--------------|---|------|
| May 22 | vs. Michigan | L | 3-17 |
| May 23 | vs. Michigan | W | 6-0 |
| May 23 | vs. Michigan | W | 4-2 |

Women's College World Series

| | | | |
|--------|------------|---|-----|
| May 29 | vs. Oregon | L | 0-3 |
| May 31 | vs. Baylor | L | 2-7 |

2015 • (49-14, 20-3 ACC)

ACC Champions
NCAA Super Regional

| Date | Opponent | Result | Score |
|---------|----------------------|--------|-------|
| Feb. 7 | Georgia Southern | W | 8-0 |
| Feb. 7 | Kentucky | W | 3-2 |
| Feb. 8 | Kentucky | L | 1-3 |
| Feb. 8 | Georgia Southern | W | 4-0 |
| Feb. 10 | at Florida AGM | W | 12-5 |
| Feb. 13 | Nebraska | W | 4-1 |
| Feb. 13 | Western Kentucky | W | 2-1 |
| Feb. 14 | Michigan | L | 5-6 |
| Feb. 14 | Michigan | L | 1-2 |
| Feb. 15 | Nebraska | W | 3-2 |
| Feb. 19 | vs. Tennessee | L | 1-4 |
| Feb. 19 | vs. South Carolina | W | 4-3 |
| Feb. 20 | vs. Oklahoma State | W | 4-1 |
| Feb. 21 | vs. California | L | 6-7 |
| Feb. 21 | vs. UCLA | W | 5-1 |
| Feb. 28 | Boston College | W | 5-0 |
| Feb. 28 | Boston College | W | 2-1 |
| Mar. 1 | Boston College | W | 5-1 |
| Mar. 6 | vs. Coastal Carolina | W | 9-0 |
| Mar. 6 | vs. Bethune-Cookman | W | 12-0 |
| Mar. 7 | vs. Hofstra | W | 2-1 |
| Mar. 7 | at Florida Atlantic | W | 1-0 |
| Mar. 8 | vs. Coastal Carolina | W | 8-0 |
| Mar. 10 | at Florida Atlantic | W | 12-0 |
| Mar. 12 | USC Upstate | W | 2-0 |
| Mar. 14 | Notre Dame | W | 4-1 |
| Mar. 14 | Notre Dame | W | 7-3 |
| Mar. 15 | Notre Dame | L | 0-12 |
| Mar. 17 | Colgate | W | 8-0 |
| Mar. 18 | Troy | L | 4-6 |
| Mar. 21 | at Virginia Tech | W | 7-6 |
| Mar. 21 | at Virginia Tech | W | 7-5 |
| Mar. 22 | at Virginia Tech | W | 5-2 |
| Mar. 25 | Auburn | W | 10-7 |
| Mar. 25 | Auburn | L | 4-10 |
| Mar. 28 | Pittsburgh | W | 8-0 |
| Mar. 28 | Pittsburgh | W | 7-0 |
| Mar. 29 | Pittsburgh | W | 3-0 |
| Apr. 1 | Florida AGM | W | 11-0 |
| Apr. 3 | at NC State | W | 6-5 |
| Apr. 3 | at NC State | W | 10-1 |
| Apr. 4 | at NC State | L | 4-9 |
| Apr. 8 | Florida | L | 1-5 |
| Apr. 11 | Louisville | L | 0-1 |
| Apr. 12 | Louisville | W | 9-1 |
| Apr. 18 | Virginia | W | 9-1 |
| Apr. 18 | Virginia | W | 8-0 |
| Apr. 19 | Virginia | W | 8-0 |
| Apr. 22 | at Florida | L | 0-5 |
| Apr. 25 | at Georgia Tech | W | 2-1 |
| Apr. 25 | at Georgia Tech | W | 3-2 |
| Apr. 26 | at Georgia Tech | W | 8-1 |
| Apr. 27 | at Georgia State | W | 6-3 |
| May 3 | at North Florida | W | 15-1 |

ACC Championship

| | | | |
|-------|--------------------|---|------|
| May 7 | vs. Boston College | W | 4-2 |
| May 8 | vs. NC State | W | 11-4 |
| May 9 | vs. Pittsburgh | W | 6-2 |

NCAA Tallahassee Regional

| | | | |
|--------|-----------|---|-----|
| May 15 | Dartmouth | W | 5-1 |
| May 16 | UCF | W | 2-1 |
| May 17 | UCF | W | 5-0 |

NCAA Knoxville Super Regional

| | | | |
|--------|--------------|---|-----|
| May 21 | at Tennessee | L | 2-3 |
| May 22 | at Tennessee | W | 6-1 |
| May 22 | at Tennessee | L | 1-2 |

2016 • (55-10, 21-2 ACC)

ACC Champions
College World Series
NCAA Semifinalist

| Date | Opponent | Result | Score |
|---------|------------------------|--------|----------|
| Feb. 12 | vs. St. John's | W | 5-2 |
| Feb. 12 | at FIU | W | 7-1 |
| Feb. 13 | vs. LIU Brooklyn | W | 12-0 |
| Feb. 13 | vs. Illinois | L | 1-5 |
| Feb. 14 | vs. Valparaiso | W | 16-5 |
| Feb. 17 | Stephen F. Austin | W | 11-0 |
| Feb. 19 | Michigan | L | 2-6 |
| Feb. 20 | Michigan | L | 3-10 |
| Feb. 20 | Minnesota | W | 5-4 |
| Feb. 21 | Minnesota | W | 2-0 |
| Feb. 24 | Florida AGM | W | 10-1 |
| Feb. 26 | Hofstra | W | 8-0 |
| Feb. 26 | Bradley | W | 14-0 |
| Feb. 27 | UAB | W | 10-0 |
| Feb. 27 | Bradley | W | 9-0 |
| Feb. 28 | UAB | W | 10-0 |
| Mar. 4 | at UCLA | W | 3-0 |
| Mar. 5 | at CSUN | W | 12-3 |
| Mar. 5 | vs. UC Davis | W | 17-3 |
| Mar. 6 | vs. CSUN | W | 10-0 |
| Mar. 8 | at Cal State Fullerton | W | 10-1 |
| Mar. 12 | vs. Tulsa | W | 8-0 |
| Mar. 12 | vs. Cal Poly | W | 3-1 |
| Mar. 19 | Syracuse* | W | 4-2 |
| Mar. 19 | Syracuse* | W | 4-1 |
| Mar. 20 | Syracuse* | W | 3-0 |
| Mar. 25 | at North Carolina* | W | 15-6 |
| Mar. 26 | at North Carolina* | W | 9-6 |
| Mar. 26 | at North Carolina* | W | 12-5 |
| Apr. 3 | at Notre Dame* | W | 14-5 |
| Apr. 3 | at Notre Dame* | L | 4-5 |
| Apr. 6 | Jacksonville | W | 4-0 |
| Apr. 8 | NC State* | W | 10-2 |
| Apr. 9 | NC State* | W | 5-4 |
| Apr. 10 | NC State* | W | 12-4 |
| Apr. 13 | Florida | L | 0-1 (12) |
| Apr. 16 | at Boston College* | W | 10-2 |
| Apr. 16 | at Boston College* | W | 2-0 |
| Apr. 17 | at Boston College* | W | 9-6 |
| Apr. 20 | at Auburn | L | 6-9 |
| Apr. 20 | at Auburn | W | 4-3 |
| Apr. 23 | Virginia Tech* | W | 2-0 |
| Apr. 23 | Virginia Tech* | W | 3-1 |
| Apr. 24 | Virginia Tech* | W | 13-1 |
| Apr. 26 | UCF | W | 7-1 |
| Apr. 30 | at Pittsburgh* | W | 16-11 |
| Apr. 30 | at Pittsburgh* | W | 4-3 |
| May 1 | at Pittsburgh* | W | 15-5 |
| May 4 | Florida | L | 1-7 |
| May 5 | Florida AGM | W | 12-3 |
| May 7 | Louisville* | L | 0-4 |
| May 7 | Louisville* | W | 9-0 |
| May 8 | Louisville* | W | 4-3 |

ACC Championship

| | | | |
|--------|--------------------|---|-----|
| May 12 | vs. Pittsburgh | W | 8-0 |
| May 13 | vs. North Carolina | W | 7-1 |
| May 14 | vs. Notre Dame | W | 7-3 |

NCAA Tallahassee Regional

| | | | |
|--------|----------------|---|-----|
| May 20 | Florida AGM | W | 1-0 |
| May 21 | South Carolina | W | 4-0 |
| May 22 | South Carolina | W | 2-1 |

NCAA Tallahassee Super Regional

| | | | |
|--------|------|---|-----|
| May 27 | Utah | W | 6-2 |
| May 28 | Utah | W | 3-0 |

Women's College World Series

| | | | |
|-------|--------------|---|---------|
| Jun 2 | vs. Georgia | L | 4-5 |
| Jun 4 | vs. UCLA | W | 8-4 |
| Jun 5 | vs. Michigan | W | 1-0 |
| Jun 5 | vs. Auburn | L | 7-8 (8) |

2017 • (55-8-1, 24-0 ACC)

ACC Champions
NCAA Super Regional

| Date | Opponent | Result | Score |
|---------|---------------------|--------|-------|
| Feb. 10 | Lipscomb | W | 13-1 |
| Feb. 10 | Furman | W | 5-1 |
| Feb. 11 | Marshall | W | 1-0 |
| Feb. 11 | Furman | W | 9-1 |
| Feb. 12 | Marshall | W | 7-0 |
| Feb. 15 | Florida AGM | W | 5-0 |
| Feb. 17 | Northwestern | W | 3-2 |
| Feb. 18 | Northwestern | W | 7-0 |
| Feb. 18 | Nebraska | W | 9-0 |
| Feb. 19 | Nebraska | W | 8-0 |
| Feb. 23 | vs. Texas A&M | L | 0-2 |
| Feb. 23 | vs. Stanford | W | 8-2 |
| Feb. 24 | vs. San Diego State | W | 6-4 |
| Feb. 25 | vs. Arizona | W | 1-0 |
| Feb. 26 | vs. UCLA | W | 2-1 |
| Feb. 26 | vs. Michigan | T | 5-5 |
| Mar. 3 | Georgia Tech | W | 4-0 |
| Mar. 4 | Georgia Tech | W | 13-8 |
| Mar. 5 | Georgia Tech | W | 8-0 |
| Mar. 8 | North Florida | W | 8-0 |
| Mar. 8 | North Florida | W | 3-0 |
| Mar. 10 | at Virginia Tech | W | 12-3 |
| Mar. 10 | at Virginia Tech | W | 13-2 |
| Mar. 11 | at Virginia Tech | W | 5-2 |
| Mar. 14 | at FGCU | W | 7-0 |
| Mar. 15 | vs. Canisius | W | 9-1 |
| Mar. 15 | at FGCU | W | 13-1 |
| Mar. 17 | Notre Dame | W | 6-0 |
| Mar. 18 | Notre Dame | W | 6-0 |
| Mar. 19 | Notre Dame | W | 16-0 |
| Mar. 22 | at UCF | W | 4-0 |
| Mar. 24 | at Virginia | W | 13-1 |
| Mar. 25 | at Virginia | W | 8-0 |
| Mar. 26 | at Virginia | W | 10-0 |
| Mar. 31 | Pitt | W | 14-3 |
| Apr. 1 | Pitt | W | 12-4 |
| Apr. 2 | Pitt | W | 5-0 |
| Apr. 8 | at Syracuse | W | 18-9 |
| Apr. 9 | at Syracuse | W | 13-4 |
| Apr. 9 | at Syracuse | W | 6-5 |
| Apr. 12 | at Florida | L | 0-1 |
| Apr. 14 | at South Carolina | L | 2-7 |
| Apr. 15 | at South Carolina | W | 3-1 |
| Apr. 18 | at Troy | W | 9-3 |
| Apr. 18 | at Troy | W | 2-0 |
| Apr. 23 | at Louisville | W | 11-0 |
| Apr. 23 | at Louisville | W | 4-3 |
| Apr. 24 | at Louisville | W | 5-4 |
| Apr. 28 | North Carolina | W | 3-0 |
| Apr. 29 | North Carolina | W | 8-1 |
| Apr. 30 | North Carolina | W | 6-2 |
| May 3 | Florida | W | 3-1 |
| May 6 | at Oregon | L | 0-11 |
| May 6 | at Oregon | L | 1-3 |
| May 7 | at Oregon | L | 1-2 |

ACC Championship

| | | | |
|--------|-------------------|---|------|
| May 11 | vs. Virginia | W | 16-0 |
| May 12 | vs. Notre Dame | W | 6-0 |
| May 13 | at North Carolina | W | 4-3 |

NCAA Tallahassee Regional

| | | | |
|--------|-----------|---|-----|
| May 19 | Princeton | W | 3-0 |
| May 20 | Georgia | W | 7-1 |
| May 21 | Georgia | W | 8-5 |

NCAA Tallahassee Super Regional

| | | | |
|--------|-----|---|-----|
| May 26 | LSU | W | 3-1 |
| May 27 | LSU | L | 0-1 |
| May 28 | LSU | L | 4-6 |



10 WCWS APPEARANCES • 17 ACC CHAMPIONSHIPS • 32 NCAA APPEARANCES

YEAR-BY-YEAR RESULTS

2018 • (58-12, 21-3 ACC)

ACC Champions

College World Series

NCAA National Champions

| Date | Opponent | Result | Score |
|---------|--------------------|--------|----------|
| Feb. 9 | vs. Portland State | W | 18-1 |
| Feb. 9 | at Texas State | W | 4-2 |
| Feb. 10 | at Texas State | W | 8-0 |
| Feb. 10 | vs. Portland State | W | 11-1 |
| Feb. 14 | Florida A&M | W | 9-0 |
| Feb. 16 | #14 Minnesota | W | 3-2 |
| Feb. 17 | #14 Minnesota | W | 9-3 |
| Feb. 17 | #20 Michigan | L | 0-1 |
| Feb. 18 | #20 Michigan | W | 2-0 |
| Feb. 20 | McNeese | W | 1-6 |
| Feb. 21 | at South Alabama | L | 1-3 |
| Feb. 21 | at South Alabama | W | 14-1 |
| Feb. 23 | vs. UNI | W | 9-0 |
| Feb. 23 | at #10 Alabama | L | 0-3 |
| Feb. 24 | at #10 Alabama | W | 3-1 |
| Feb. 24 | vs. Georgia State | W | 8-0 |
| Mar. 2 | Hofstra | L | 0-1 (10) |
| Mar. 2 | #6 Oregon | L | 0-5 |
| Mar. 3 | FGCU | W | 6-2 |
| Mar. 3 | Hofstra | W | 5-0 |
| Mar. 4 | #6 Oregon | W | 2-1 |
| Mar. 8 | vs. Penn | W | 12-0 |
| Mar. 10 | at North Florida-1 | W | 13-0 |
| Mar. 10 | at North Florida-2 | W | 9-6 |
| Mar. 16 | Virginia Tech | W | 2-0 |
| Mar. 17 | Virginia Tech | W | 8-3 |
| Mar. 18 | Virginia Tech | W | 6-2 |
| Mar. 21 | Troy | W | 12-2 |
| Mar. 21 | Troy | W | 9-1 |
| Mar. 23 | Syracuse | W | 1-0 |
| Mar. 24 | Syracuse | W | 6-0 |
| Mar. 25 | Syracuse | W | 5-4 |
| Mar. 30 | at Georgia Tech | W | 13-2 |
| Mar. 31 | at Georgia Tech | W | 4-2 |
| Apr. 1 | at Georgia Tech | W | 11-3 |
| Apr. 4 | #19 Louisiana | W | 8-0 |
| Apr. 4 | #19 Louisiana | W | 7-1 |
| Apr. 6 | Pitt | W | 2-1 |
| Apr. 6 | Pitt | L | 0-1 (8) |
| Apr. 8 | Pitt | W | 8-0 |
| Apr. 11 | #6 Florida | W | 4-1 |
| Apr. 13 | at Boston College | L | 0-1 |
| Apr. 13 | at Boston College | W | 5-4 |
| Apr. 14 | at Boston College | W | 5-0 |
| Apr. 21 | Louisville | W | 4-0 |
| Apr. 22 | Louisville | W | 8-0 |
| Apr. 23 | Louisville | W | 3-1 |
| Apr. 25 | at #5 Florida | L | 1-5 |
| Apr. 27 | at Notre Dame | W | 9-2 |
| Apr. 28 | at Notre Dame | W | 11-2 |
| Apr. 29 | at Notre Dame | L | 1-3 |
| May 4 | at NC State | W | 9-1 |
| May 5 | at NC State | W | 5-0 |
| May 6 | at NC State | W | 3-0 |

ACC Championship

| | | | |
|--------|----------------|---|-----|
| May 10 | vs. Louisville | W | 7-4 |
| May 11 | vs. Notre Dame | W | 6-1 |
| May 12 | vs. Pitt | W | 5-4 |

NCAA Tallahassee Regional

| | | | |
|--------|--------------------|---|---------|
| May 18 | Jacksonville State | W | 8-0 |
| May 19 | Auburn | W | 2-1 (8) |
| May 20 | Jacksonville State | W | 10-0 |

NCAA Tallahassee Super Regional

| | | | |
|--------|---------|---|----------|
| May 25 | #11 LSU | L | 5-6 |
| May 26 | #11 LSU | W | 8-5 (11) |
| May 26 | #11 LSU | W | 3-1 |

Women's College World Series

| | | | |
|--------|-------------------|---|------|
| May 31 | vs. #3 UCLA | L | 4-7 |
| Jun. 2 | vs. #7 Georgia | W | 7-2 |
| Jun. 2 | vs. #1 Oregon | W | 4-1 |
| Jun. 3 | vs. #3 UCLA | W | 3-1 |
| Jun. 3 | vs. #3 UCLA | W | 12-6 |
| Jun. 4 | vs. #5 Washington | W | 1-0 |
| Jun. 5 | vs. #5 Washington | W | 8-3 |

2019 • (55-10, 19-5 ACC)

ACC Champions

NCAA Super Regional

| Date | Opponent | Result | Score |
|---------|----------------------|--------|---------|
| Feb. 8 | UNCW | W | 7-2 |
| Feb. 8 | Iowa State | W | 1-0 |
| Feb. 9 | UNCG | W | 8-0 |
| Feb. 9 | Iowa State | W | 5-0 |
| Feb. 10 | UNCW | W | 10-0 |
| Feb. 15 | vs. Ohio State | W | 3-1 |
| Feb. 15 | vs. #3 Oklahoma | W | 7-4 |
| Feb. 16 | vs. #8 LSU | W | 9-1 |
| Feb. 16 | vs. Minnesota | W | 17-6 |
| Feb. 17 | vs. Florida Atlantic | W | 10-5 |
| Feb. 17 | vs. #6 Tennessee | W | 5-2 |
| Feb. 20 | South Alabama | W | 4-1 |
| Feb. 22 | Elon | W | 15-1 |
| Feb. 22 | Lipscomb | W | 13-0 |
| Feb. 23 | Samford | W | 13-0 |
| Feb. 23 | Lipscomb | W | 14-2 |
| Feb. 24 | Samford | W | 13-1 |
| Mar. 2 | vs. Toledo | W | 5-4 |
| Mar. 2 | vs. Louisiana Tech | W | 4-0 |
| Mar. 3 | vs. Dartmouth | W | 8-4 |
| Mar. 3 | at UCF | W | 2-1 |
| Mar. 4 | at UCF | W | 9-3 |
| Mar. 6 | at Grand Canyon | L | 3-5 |
| Mar. 6 | at Grand Canyon | W | 11-1 |
| Mar. 8 | at #12 Arizona | W | 5-3 |
| Mar. 9 | at #12 Arizona | L | 3-11 |
| Mar. 10 | at #12 Arizona | W | 4-3 |
| Mar. 15 | Notre Dame | W | 11-1 |
| Mar. 16 | Notre Dame | L | 4-7 |
| Mar. 17 | Notre Dame | W | 5-0 |
| Mar. 19 | Florida A&M | W | 8-0 |
| Mar. 20 | North Florida | W | 9-1 |
| Mar. 22 | NC State | W | 9-0 |
| Mar. 23 | NC State | W | 8-6 |
| Mar. 24 | NC State | W | 8-0 |
| Mar. 29 | at Virginia | W | 11-0 |
| Mar. 30 | at Virginia | W | 8-2 |
| Mar. 31 | at Virginia | W | 16-3 |
| Apr. 3 | at #8 Florida | W | 2-0 |
| Apr. 6 | at Louisville-1 | L | 0-2 |
| Apr. 6 | at Louisville-2 | W | 4-1 |
| Apr. 8 | at Louisville | L | 9-10 |
| Apr. 15 | at North Carolina | L | 5-6 (9) |
| Apr. 15 | at North Carolina | L | 0-1 |
| Apr. 17 | #6 Florida | L | 0-4 |
| Apr. 19 | Boston College | W | 5-0 |
| Apr. 20 | Boston College | W | 7-0 |
| Apr. 21 | Boston College | W | 4-0 |
| Apr. 24 | Troy | W | 4-1 |
| Apr. 26 | Duke | W | 8-0 |
| Apr. 27 | Duke | W | 3-2 |
| Apr. 28 | Duke | W | 8-1 |
| May 3 | at Syracuse | W | 8-0 |
| May 4 | at Syracuse | W | 9-1 |
| May 5 | at Syracuse | W | 14-5 |

ACC Championship



| | | | |
|--------|--------------------|---|-----|
| May 9 | vs. Georgia Tech | W | 7-0 |
| May 10 | vs. Notre Dame | W | 2-0 |
| May 11 | vs. North Carolina | W | 8-0 |

NCAA Tallahassee Regional

| | | | |
|--------|--------------------|---|------|
| May 17 | Bethune-Cookman | W | 8-0 |
| May 18 | South Florida | W | 12-1 |
| May 19 | #21 South Carolina | W | 7-6 |

NCAA Tallahassee Super Regional

| | | | |
|--------|--------------------|---|---------|
| May 23 | #13 Oklahoma State | L | 1-3 (9) |
| May 24 | #13 Oklahoma State | W | 4-1 |
| May 25 | #13 Oklahoma State | L | 2-3 |





SERIES RECORDS

ACC SERIES RECORDS

BOSTON COLLEGE: (FSU LEADS 40-3)

Home:22-2..Away:12-1..Neutral:6-0..ACC:32-3

| | | | |
|------|---|---------|----|
| 2001 | W | 1-0 | H |
| | W | 5-4 | H |
| 2006 | L | 5-7 | H* |
| | W | 8-0 (6) | H* |
| | W | 7-5 | H* |
| 2007 | W | 9-0 | A* |
| | W | 6-3 | A* |
| 2008 | W | 1-0 | H* |
| | L | 1-6 | H* |
| | W | 6-0 | H* |
| | W | 5-1 | N# |
| 2009 | W | 2-0 | A* |
| | W | 1-0 | A* |
| | W | 4-0 | A* |
| | W | 2-0 | N# |
| 2010 | W | 4-0 | H* |
| | W | 6-0 | H* |
| | W | 11-3 | H* |
| 2011 | W | 7-1 | A* |
| | W | 11-4 | A* |
| 2012 | W | 12-4 | H* |
| | W | 2-0 | H* |
| | W | 5-0 | H* |
| 2013 | W | 10-0 | H* |
| | W | 4-0 | H* |
| | W | 7-3 | H* |
| | W | 6-0 | H# |
| 2014 | W | 5-1 | N* |
| | W | 5-1 | N* |
| | W | 6-0 | N* |
| 2015 | W | 5-0 | H* |
| | W | 2-1 | H* |
| | W | 5-1 | H* |
| | W | 4-2 | N# |
| 2016 | W | 10-2 | A* |
| | W | 2-0 | A* |
| | W | 9-6 | A* |
| 2018 | L | 0-1 | A* |
| | W | 5-4 | A* |
| | W | 5-0 | A* |
| 2019 | W | 5-0 | H* |
| | W | 7-0 | H* |
| | W | 4-0 | H* |

DUKE: (FSU LEADS 3-0)

Home: 3-0..Away: 0-0..Neutral: 0-0..ACC: 0-0

| | | | |
|------|---|-----|----|
| 2019 | W | 6-0 | H* |
| | W | 3-2 | H* |
| | W | 8-1 | H* |

GEORGIA TECH: (FSU LEADS 61-26)

Home:23-9..Away:22-10..Neutral:16-7..ACC:47-16

| | | | |
|------|---|---------|----|
| 1990 | W | 10-0 | N |
| 1992 | W | 10-0 | N* |
| | W | 6-0 | N# |
| 1993 | W | 3-0 | A* |
| | W | 2-0 | A* |
| | W | 12-0 | N# |
| | W | 11-0 | N# |
| 1994 | W | 6-1 | H* |
| | W | 2-1 | H* |
| | W | 11-0 | N# |
| | W | 2-1 | N# |
| 1995 | W | 9-4 | A* |
| | W | 10-1 | A* |
| | W | 2-1 | N# |
| | W | 5-2 | N# |
| 1996 | W | 2-0 | H* |
| | L | 1-3 | H* |
| | W | 5-4 | N# |
| 1997 | W | 5-1 | A* |
| | W | 8-5 | A* |
| 1998 | W | 3-2 | H* |
| | W | 4-1 | H* |
| 1999 | W | 7-0 | A* |
| | W | 8-5 | A* |
| 2000 | L | 1-2 | H* |
| | L | 2-8 | H* |
| 2001 | W | 7-0 | A* |
| | L | 1-2 (8) | A* |
| 2002 | W | 7-3 | H* |
| | W | 4-2 | H* |
| | L | 0-2 | N# |

| | | | |
|------|---|----------|----|
| | L | 0-7 | N* |
| | W | 3-2 (9) | N* |
| | W | 6-1 | N* |
| 2003 | W | 4-0 | A* |
| | W | 6-0 | A* |
| | W | 5-3 | N# |
| 2004 | W | 4-0 | H* |
| | W | 2-1 | H* |
| | W | 3-2 | H* |
| | W | 4-0 | H# |
| 2005 | L | 0-2 | A* |
| | L | 1-3 | A* |
| | L | 0-5 | A* |
| 2006 | W | 9-1 (5) | H* |
| | L | 3-8 | H* |
| | W | 7-4 | H* |
| | W | 10-1 (5) | N# |
| | L | 3-4 | N# |
| | W | 7-4 | N# |
| 2007 | W | 8-0 | A* |
| | L | 9-1 (6) | A* |
| | L | 7-6 | A* |
| | L | 6-3 | N# |
| 2008 | L | 2-5 | H* |
| | W | 10-2 | H* |
| | L | 2-6 | H* |
| 2009 | L | 3-8 | A* |
| | L | 0-3 | A* |
| | W | 5-4 | A* |
| | L | 3-1 | N# |
| 2010 | L | 1-14 | H* |
| | W | 6-2 | H* |
| | L | 2-5 | H* |
| | L | 4-8 | N# |
| 2011 | L | 3-11 | A* |
| | L | 2-7 | A* |
| | W | 9-4 | A* |
| 2012 | L | 4-5 | H* |
| | W | 7-6 | H* |
| | W | 4-3 | H* |
| | L | 1-9 | N# |
| 2013 | W | 4-1 (8) | A* |
| | W | 8-0 | A* |
| 2014 | W | 5-1 | H* |
| | W | 4-0 | H* |
| | W | 3-0 | H* |
| | W | 11-5 | N# |
| 2015 | W | 2-1 | A* |
| | W | 3-2 | A* |
| | W | 8-1 | A* |
| 2017 | W | 4-0 | H* |
| | W | 13-8 | H* |
| | W | 8-0 | H* |
| 2018 | W | 13-2 | A* |
| | W | 4-2 | A* |
| | W | 11-3 | A* |

LOUISVILLE: (FSU LEADS 14-6)

Home: 7-3..Away: 5-3..Neutral: 2-0..ACC: 9-2

| | | | |
|------|---|----------|----|
| 2002 | W | 4-1 | N |
| 2004 | W | 8-0 | H |
| 2006 | L | 3-12 (6) | H |
| 2008 | L | 3-4 | H |
| | W | 6-4 | H |
| 2015 | L | 0-1 | A* |
| | W | 9-1 | A* |
| 2016 | L | 0-4 | H* |
| | W | 9-0 | H* |
| | W | 4-3 | H* |
| 2017 | W | 11-0 | A* |
| | W | 4-3 | A* |
| | W | 5-4 | A* |
| 2018 | W | 4-0 | H* |
| | W | 8-0 | H* |
| | W | 3-1 | H* |
| | W | 7-4 | N# |
| 2019 | L | 0-2 | A* |
| | W | 4-1 | A* |
| | W | 9-10 | A* |

NORTH CAROLINA: (FSU LEADS 72-26)

Home: 24-9..Away: 27-14..Neutral: 20-4..ACC: 42-18

| | | | |
|------|---|---------|---|
| 1984 | W | 1-0 | A |
| | W | 5-0 | A |
| | W | 3-1 | N |
| 1986 | W | 1-0 | N |
| 1988 | W | 4-2 | H |
| | W | 8-4 | H |
| | W | 2-1 (8) | N |
| 1989 | L | 1-2 | H |

| | | | |
|------|---|----------|----|
| | W | 3-1 | N |
| 1990 | W | 1-0 | N |
| 1991 | W | 5-0 | N |
| 1992 | W | 12-1 | N* |
| | L | 0-1 | A* |
| | W | 11-0 | N# |
| 1994 | W | 5-1 | A* |
| | W | 6-2 | A* |
| | L | 0-1 | A* |
| | W | 6-5 | N# |
| 1995 | W | 6-3 | H* |
| | W | 3-1 | H* |
| | W | 8-2 | N |
| | W | 15-0 | A |
| | W | 2-1 | A |
| | W | 4-0 | N# |
| 1996 | L | 2-3 | A* |
| | L | 4-5 | A* |
| | W | 2-0 | N |
| | W | 3-1 | N# |
| 1997 | W | 6-0 | A* |
| | W | 12-4 | A* |
| | W | 5-4 | N# |
| 1998 | W | 3-2 | H* |
| | W | 7-6 | H* |
| 1999 | L | 0-6 | A* |
| | W | 8-3 | A* |
| | W | 2-1 | N# |
| 2000 | W | 10-9 | H* |
| | W | 5-4 | H* |
| 2001 | W | 2-0 | A* |
| | W | 5-0 | A* |
| | L | 2-3 (8) | N |
| | L | 0-2 | N# |
| | L | 1-4 | N# |
| 2002 | W | 7-6 (8) | H* |
| | W | 9-5 | H* |
| | W | 3-2 | N# |
| | L | 2-5 | N# |
| 2003 | W | 1-0 | A* |
| | W | 4-0 | A* |
| 2004 | W | 1-0 | H* |
| | W | 5-0 | H |
| | W | 8-0 | H# |
| 2005 | W | 2-0 | A* |
| | W | 6-3 | A* |
| | L | 2-3 | A* |
| 2006 | W | 2-1 | H* |
| | L | 3-5 | H* |
| | L | 1-3 | H* |
| 2007 | L | 4-3 | A* |
| | W | 3-2 | A* |
| | W | 6-3 | A* |
| | W | 8-0 (5) | N# |
| 2008 | W | 2-0 | H* |
| | L | 1-5 | H* |
| | L | 4-7 | H* |
| 2009 | L | 1-0 | A* |
| | W | 6-2 | A* |
| | W | 4-1 | A* |
| | W | 4-1 | A# |
| 2010 | L | 0-5 (8) | H* |
| | W | 2-1 | H* |
| | L | 4-5 (11) | H* |
| 2011 | L | 0-1 | A* |
| | L | 2-3 | A* |
| | L | 0-4 | A* |
| | W | 4-1 | N# |
| 2012 | W | 8-3 | H* |
| | L | 2-4 | H* |
| | W | 3-1 | H* |
| 2013 | L | 4-5 | H* |
| | W | 9-1 | H* |
| | W | 3-1 | H* |
| | W | 3-0 | H# |
| 2014 | W | 6-0 | A* |
| | W | 5-3 | A* |
| | W | 5-1 | A* |
| | W | 9-1 | N# |
| 2016 | W | 15-6 | A* |
| | W | 9-6 | A* |
| | W | 12-5 | A* |
| | W | 7-1 | N# |
| 2017 | W | 3-0 | H* |
| | W | 8-1 | H* |
| | W | 6-2 | H* |
| | W | 4-3 | A# |
| 2019 | W | 8-6 | A* |
| | L | 5-6 (9) | A* |
| | L | 0-1 | A* |

NC STATE: (FSU LEADS 38-11)

Home: 20-4..Away: 15-5..Neutral: 3-2..ACC: 29-6

| | | | |
|------|---|---------|----|
| 2004 | W | 8-0 | H* |
| | W | 4-0 | H* |
| 2005 | W | 5-2 | A* |
| | L | 1-2 | A* |
| 2006 | L | 0-2 (9) | H* |
| | L | 5-6 | H* |
| | W | 2-0 | H* |
| | W | 6-0 | N# |
| | L | 1-4 | N# |
| 2007 | L | 6-3 | N |
| | W | 4-0 | A* |
| | L | 4-2 | A* |
| | L | 3-2 | A* |
| 2008 | W | 1-0 | H* |
| | W | 4-3 | H* |
| | W | 10-1 | H* |
| 2009 | W | 10-1 | A* |
| | W | 1-0 | A* |
| | W | 1-0 | A* |
| 2010 | W | 4-2 | H* |
| | W | 5-0 | H* |
| 2011 | W | 1-3 | H* |
| | W | 3-2 | A* |
| | L | 2-4 | A* |
| | W | 7-2 | A* |
| 2012 | W | 7-1 | H* |
| | W | 8-0 | H* |
| | W | 6-0 | H* |
| | W | 6-2 | N# |
| 2013 | W | 4-0 | A* |
| | W | 11-1 | A* |
| | W | 2-0 | A* |
| | L | 0-1 | H# |
| 2014 | W | 4-1 | H* |
| | W | 4-2 | H* |
| | W | 5-1 | H* |
| 2015 | W | 6-5 | A* |
| | W | 10-1 | A* |
| | L | 4-9 | A* |
| | W | 11-4 | N# |
| 2016 | W | 10-2 | H* |
| | W | 5-4 | H* |
| | W | 12-4 | H* |
| 2018 | W | 9-2 | A* |
| | W | 5-0 | A* |
| | W | 3-0 | A* |
| 2019 | W | 9-0 | H |
| | W | 8-6 | H |
| | W | 8-0 | H |

NOTRE DAME: (FSU LEADS 19-7)

Home: 9-3..Away: 4-3..Neutral: 6-1..ACC: 12-5

| | | | |
|------|---|---------|----|
| 1991 | W | 7-0 | N |
| 1994 | W | 3-0 | N |
| 1996 | L | 0-1 | H |
| 2004 | W | 4-3 | H |
| 2006 | L | 0-1 | N |
| 2014 | L | 5-8 | A* |
| | W | 9-7 (9) | A* |
| | W | 3-1 | N# |
| 2015 | W | 4-1 | H* |
| | W | 7-3 | H* |
| | L | 0-12 | H* |
| 2016 | W | 14-5 | A* |
| | L | 4-5 | A* |
| | W | 7-3 | N# |
| 2017 | W | 6-0 | H* |
| | W | 6-0 | H* |
| | W | 4-0 | H* |
| 2018 | W | 6-0 | N# |
| | W | 9-2 | A* |
| | W | 11-2 | A* |
| | L | 1-3 | A* |
| | W | 6-1 | N# |
| 2019 | W | 11-1 | H |
| | L | 4-7 | H |
| | W | 5-0 | H |
| | W | 2-0 | H |

PITT: (FSU LEADS 18-1)

Home: 10-1..Away: 5-0..Neutral: 3-0..ACC: 13-1

| | | | |
|------|---|------|----|
| 2002 | W | 7-0 | H |
| 2003 | W | 7-1 | H |
| 2014 | W | 5-2 | A* |
| | W | 10-3 | A* |
| 2015 | W | 8-0 | H* |
| | W | 3-0 | H* |
| | W | 11-0 | H* |



10 WCWS APPEARANCES • 17 ACC CHAMPIONSHIPS • 32 NCAA APPEARANCES

SERIES RECORDS

| | | |
|-----------------|---------|----|
|W..... | 6-2 | N# |
| 2016.....W..... | 16-11 | A* |
|W..... | 4-3 | A* |
|W..... | 15-5 | A* |
|W..... | 8-0 | N# |
| 2017.....W..... | 14-3 | H* |
|W..... | 12-4 | H* |
|W..... | 5-0 | H* |
| 2018.....W..... | 2-1 | H* |
|L..... | 0-1 (8) | H* |
|W..... | 8-0 | H* |
|W..... | 5-4 | N# |

SYRACUSE: (FSU LEADS 21-2)

Home: 13-1..Away: 6-0..Neutral: 2-1..ACC: 12-0

| | | |
|-----------------|---------|----|
| 2001.....W..... | 3-2 | H |
| 2002.....W..... | 6-3 | N |
| 2003.....W..... | 6-1 | H |
| 2005.....W..... | 5-4 (8) | H |
|L..... | 1-2 | N |
|L..... | 3-4 (8) | N |
| 2007.....W..... | 8-0 | H |
| 2010.....W..... | 3-0 | N |
| 2014.....W..... | 7-1 | H* |
|W..... | 5-0 | H* |
|W..... | 9-1 | H* |
|W..... | 4-2 | H* |
|W..... | 4-1 | H* |
|W..... | 3-0 | H* |
| 2017.....W..... | 18-9 | A* |
|W..... | 13-4 | A* |
|W..... | 6-5 | A* |
| 2018.....W..... | 1-0 | H* |
|W..... | 6-0 | H* |
|W..... | 5-4 | H* |
| 2019.....W..... | 8-0 | A* |
|W..... | 9-1 | A* |
|W..... | 14-5 | A* |

VIRGINIA: (FSU LEADS 85-18)

Home: 41-5..Away: 25-7..Neutral: 19-6..ACC: 52-10

| | | |
|-----------------|------|----|
| 1986.....W..... | 4-0 | H |
|L..... | 1-2 | H |
| 1987.....W..... | 7-0 | H |
|L..... | 2-5 | H |
| 1988.....W..... | 4-0 | N |
|W..... | 5-0 | H |
|W..... | 7-1 | H |
|W..... | 4-2 | H |
|W..... | 5-1 | H |
|W..... | 2-0 | N |
| 1990.....W..... | 1-0 | H |
|W..... | 5-0 | H |
| 1991.....W..... | 9-1 | H |
|W..... | 2-1 | H |
|L..... | 1-2 | N |
|L..... | 0-2 | N |
| 1992.....W..... | 10-0 | N* |
|L..... | 0-1 | H* |
|W..... | 5-2 | H* |
|W..... | 11-1 | N# |
| 1993.....W..... | 7-0 | H* |
|W..... | 3-2 | N* |
|L..... | 0-1 | N# |
|W..... | 2-0 | N# |
|W..... | 4-2 | N# |
| 1994.....W..... | 7-0 | N* |
|W..... | 4-3 | H* |
|W..... | 9-4 | N* |
|W..... | 8-0 | A* |
|L..... | 4-5 | A* |
|L..... | 0-2 | N# |
|W..... | 1-0 | N# |
|L..... | 0-3 | N# |
| 1995.....W..... | 2-1 | N |
|W..... | 3-2 | H* |
|W..... | 3-0 | H* |
| 1996.....W..... | 8-0 | A* |
|W..... | 5-4 | A* |
| 1997.....W..... | 8-0 | H* |
|L..... | 3-6 | H* |
| 1998.....L..... | 1-4 | A* |
|L..... | 0-3 | A* |
|W..... | 10-0 | N# |
|W..... | 2-1 | N# |
| 1999.....W..... | 8-2 | H* |
|W..... | 2-1 | H* |
|W..... | 1-0 | N# |
|W..... | 3-0 | N# |
| 2000.....L..... | 2-4 | N# |
|W..... | 3-1 | N# |
|W..... | 2-0 | N# |
|W..... | 3-2 | A* |

| | | |
|-----------------|---------|----|
|W..... | 6-2 | A* |
| 2001.....W..... | 8-0 | H* |
|W..... | 10-2 | H* |
| 2002.....W..... | 4-0 | A* |
|W..... | 6-3 | A* |
| 2003.....W..... | 5-0 | H* |
|W..... | 12-1 | H* |
|W..... | 10-1 | H# |
|W..... | 10-2 | H# |
| 2004.....W..... | 1-0 | A* |
|L..... | 4-5 | A* |
| 2005.....W..... | 5-3 | H* |
|W..... | 4-0 | H* |
|W..... | 3-2 | H* |
| 2006.....L..... | 0-1 | A* |
|W..... | 8-5 | A* |
| 2007.....W..... | 8-2 | H* |
|W..... | 4-2 | H* |
|W..... | 8-0 | H* |
| 2008.....W..... | 9-1 | A* |
|W..... | 8-3 | A* |
|W..... | 5-1 | A* |
| 2009.....W..... | 3-1 | H* |
|W..... | 12-4 | H* |
|W..... | 5-1 | H* |
| 2010.....L..... | 1-2 | A* |
|W..... | 9-6 | A* |
|W..... | 2-1 | A* |
| 2011.....W..... | 8-0 | H* |
|L..... | 1-2 | H* |
|W..... | 6-1 | H* |
|W..... | 12-5 | N# |
| 2012.....W..... | 5-0 | A* |
|W..... | 2-0 | A* |
|W..... | 3-1 | A* |
| 2013.....W..... | 3-2 (8) | H* |
|W..... | 10-2 | H* |
|W..... | 2-0 | H* |
| 2014.....L..... | 9-11 | A* |
|W..... | 8-0 | A* |
|W..... | 15-0 | A* |
| 2015.....W..... | 9-1 | H* |
|W..... | 8-0 | H* |
|W..... | 8-0 | H* |
| 2017.....W..... | 13-1 | A* |
|W..... | 8-0 | A* |
|W..... | 10-0 | A* |
|W..... | 16-0 | N# |
| 2019.....W..... | 11-0 | A* |
|W..... | 8-2 | A* |
|W..... | 16-3 | A* |

VIRGINIA TECH: (FSU LEADS 30-16)

Home: 13-5..Away: 14-7..Neutral: 3-4..ACC: 28-13

| | | |
|-----------------|----------|----|
| 2005.....W..... | 4-2 | H* |
|W..... | 3-2 | H* |
|W..... | 5-2 | H* |
|L..... | 2-3 (14) | N# |
| 2006.....L..... | 0-2 | A* |
|L..... | 2-10 (5) | A* |
|W..... | 9-6 | A* |
| 2007.....L..... | 0-1 | H* |
|W..... | 10-2 | H* |
|L..... | 0-1 | H* |
|L..... | 0-4 | N# |
| 2008.....L..... | 0-3 | A* |
|L..... | 1-3 | A* |
|W..... | 2-0 | A* |
|L..... | 0-2 | N# |
| 2009.....W..... | 6-0 | H* |
|W..... | 3-2 | H* |
|L..... | 0-2 | H* |
| 2010.....L..... | 7-8 | A* |
|L..... | 4-5 | A* |
|W..... | 3-1 | A* |
|W..... | 5-3 | N# |
| 2011.....W..... | 1-0 | H* |
|L..... | 1-2 (10) | H* |
|L..... | 3-4 (8) | H* |
|W..... | 9-2 | N# |
| 2012.....L..... | 5-11 | A* |
|W..... | 7-3 | A* |
|W..... | 3-1 | A* |
| 2013.....W..... | 4-2 | A* |
|W..... | 11-0 | A* |
|W..... | 4-3 | A* |
| 2014.....W..... | 12-0 | N* |
|L..... | 4-5 | N* |
| 2015.....W..... | 7-6 | A* |
|W..... | 7-5 | A* |
|W..... | 5-2 | A* |
| 2016.....W..... | 2-0 | H* |

| | | |
|-----------------|------|----|
|W..... | 3-1 | H* |
|W..... | 13-1 | H* |
| 2017.....W..... | 12-3 | A* |
|W..... | 13-2 | A* |
|W..... | 5-2 | A* |
| 2018.....W..... | 2-0 | H* |
|W..... | 8-3 | H* |
|W..... | 6-2 | H* |

NON-CONFERENCE

ADELPHI: (FSU LEADS 5-1)

Home: 2-0..Away: 0-0..Neutral: 3-1

| | | |
|-----------------|----------|----|
| 1985.....L..... | 0-2 | N |
| 1987.....W..... | 1-0 (9) | N* |
|W..... | 3-1 (13) | N* |
| 1990.....W..... | 4-0 | H |
| 1992.....W..... | 12-2 | N |
|W..... | 5-0 | H |

ALABAMA: (ALABAMA LEADS 6-4)

Home: 0-0..Away: 3-6..Neutral: 1-0

| | | |
|-----------------|-----|----|
| 1997.....W..... | 2-0 | A |
|L..... | 5-6 | A |
| 1998.....W..... | 4-1 | N |
| 2007.....L..... | 3-6 | A* |
| 2011.....L..... | 0-8 | A |
|L..... | 2-9 | A |
| 2014.....L..... | 0-1 | A |
|W..... | 5-1 | A |
| 2018.....L..... | 0-3 | A |
|W..... | 3-1 | A |

APPALACHIAN STATE: (FSU LEADS 5-0)

Home: 4-0..Away: 0-0..Neutral: 1-0

| | | |
|-----------------|-----|---|
| 2007.....W..... | 4-2 | N |
| 2008.....W..... | 2-0 | H |
| 2009.....W..... | 6-0 | H |
| 2013.....W..... | 8-7 | H |
|W..... | 3-0 | H |

ARIZONA: (ARIZONA LEADS 12-3)

Home: 0-0..Away: 2-3..Neutral: 1-9

| | | |
|-----------------|----------|----|
| 1991.....L..... | 0-8 | A |
| 1992.....L..... | 0-2 | N |
| 1995.....L..... | 1-7 | A |
|L..... | 0-15 | N* |
|L..... | 4-8 | N |
|L..... | 6-9 | N* |
|L..... | 3-10 | N* |
| 2002.....L..... | 2-6 (11) | N% |
| 2003.....L..... | 0-2 | N |
| 2005.....L..... | 0-6 | N |
| 2008.....L..... | 2-13 | N |
| 2017.....W..... | 1-0 | N |
| 2019.....W..... | 5-3 | A |
|L..... | 3-11 | A |
|W..... | 4-3 | A |

ARIZONA STATE: (ASU LEADS 6-4)

Home: 0-0..Away: 0-2..Neutral: 4-4

| | | |
|-----------------|----------|----|
| 1986.....L..... | 0-2 | N |
| 1989.....L..... | 3-7 (9) | N |
|W..... | 3-2 | N |
| 1998.....L..... | 1-6 | N |
| 1999.....L..... | 0-2 | N |
| 2004.....W..... | 1-0 | N |
| 2006.....W..... | 1-0 (10) | N |
|L..... | 1-6 | A* |
|L..... | 1-5 | A* |
| 2008.....W..... | 3-2 | N |

ARKANSAS: (FSU LEADS 2-0)

Home: 1-0..Away: 0-0..Neutral: 1-0

| | | |
|-----------------|-----|---|
| 1997.....W..... | 4-0 | N |
| 2013.....W..... | 9-1 | H |

ARMY: (FSU LEADS 1-0)

Home: 0-0..Away: 0-0..Neutral: 1-0

| | | |
|-----------------|------|---|
| 2004.....W..... | 10-0 | N |
|-----------------|------|---|

AUBURN: (FSU LEADS 17-10-1)

Home: 7-4..Away: 8-5-1..Neutral: 2-1

| | | |
|-----------------|---------|----|
| 1997.....W..... | 2-0 | A |
|L..... | 1-2 | A |
| 1998.....W..... | 5-1 | H |
|W..... | 8-3 | H |
| 1999.....W..... | 4-2 | A |
|T..... | 0-0 | A |
| 2000.....W..... | 7-0 | H |
|L..... | 4-5 | H |
| 2002.....W..... | 5-4 | N |
|W..... | 2-1 | N* |
| 2003.....W..... | 6-0 | H |
|W..... | 3-2(10) | H |
| 2004.....L..... | 1-0 | A |
|W..... | 4-0 | A |
| 2005.....W..... | 5-0 | A* |
|W..... | 2-0 | A* |
| 2006.....L..... | 2-7 | H |
| 2007.....L..... | 2-7 | A |
| 2010.....L..... | 0-1 (9) | H |
| 2011.....L..... | 3-5 | A |
| 2013.....W..... | 6-3 | A |
| 2014.....W..... | 5-4 | A |
| 2015.....W..... | 10-7 | H |
|L..... | 4-10 | H |
| 2016.....L..... | 6-9 | A |
|W..... | 4-3 | A |
|L..... | 7-8 (8) | N% |
| 2018.....W..... | 2-1 | H* |

AUSTIN PEAY: (FSU LEADS 1-0)

Home: 0-0..Away: 0-0..Neutral: 1-0

| | | |
|-----------------|-----|---|
| 1990.....W..... | 5-1 | N |
|-----------------|-----|---|

BALL STATE: (FSU LEADS 8-0-1)

Home: 4-0..Away: 0-0..Neutral: 4-0-1

| | | |
|-----------------|-----|---|
| 1985.....T..... | 0-0 | N |
| 1986.....W..... | 4-0 | H |
|W..... | 3-2 | H |
| 1991.....W..... | 5-0 | H |
| 1992.....W..... | 2-0 | N |
|W..... | 9-0 | N |
| 1996.....W..... | 4-2 | N |
| 1997.....W..... | 4-0 | N |
| 2001.....W..... | 1-0 | H |

BAYLOR: (BAYLOR LEADS 5-2)

Home: 0-0..Away: 0-0..Neutral: 2-5

| | | |
|-----------------|------|----|
| 1984.....L..... | 2-3 | N |
| 1985.....L..... | 4-5 | N |
| 1987.....W..... | 10-0 | N |
|W..... | 8-1 | N |
| 2005.....L..... | 5-9 | N* |
|L..... | 3-5 | N* |
| 2014.....L..... | 2-7 | N% |

BETHUNE-COOKMAN: (FSU LEADS 8-0)

Home: 4-0..Away: 2-0..Neutral: 2-0

| | | |
|-----------------|------|----|
| 2000.....W..... | 9-0 | A |
|W..... | 1-0 | A |
| 2001.....W..... | 3-2 | H |
|W..... | 6-2 | N* |
| 2008.....W..... | 14-3 | H |
| 2009.....W..... | 3-2 | H |
| 2013.....W..... | 20-0 | H |
| 2015.....W..... | 12-0 | N |
| 2019.....W..... | 8-0 | H |

BOSTON UNIVERSITY: (FSU LEADS 1-0)

Home: 0-0..Away: 0-0..Neutral: 1-0

| | | |
|-----------------|--------|---|
| 2003.....W..... | 2-1(9) | N |
|-----------------|--------|---|



SERIES RECORDS

BOWLING GREEN: (FSU LEADS 9-0)

| | |
|--------------------------------------|------------|
| Home: 8-0...Away: 0-0...Neutral: 1-0 | |
| 1987.....W..... | 4-0.....H |
|W..... | 12-2.....H |
|W..... | 3-1.....H |
| 1991.....W..... | 2-0.....H |
|W..... | 9-0.....H |
| 1992.....W..... | 4-0.....H |
| 2009.....W..... | 3-0.....N |
| 2010.....W..... | 9-0.....H |
|W..... | 8-1.....H |

BRADLEY: (FSU LEADS 11-0)

| | |
|---------------------------------------|------------|
| Home: 10-0...Away: 0-0...Neutral: 1-0 | |
| 1985.....W..... | 2-0.....H |
|W..... | 3-1.....H |
|W..... | 1-0.....H |
| 1987.....W..... | 2-0.....N |
| 1991.....W..... | 2-0.....H |
| 1992.....W..... | 3-2.....H |
| 1996.....W..... | 4-1.....H |
|W..... | 7-2.....H |
| 1997.....W..... | 4-0.....H |
| 2016.....W..... | 14-0.....H |
|W..... | 9-0.....H |

BRIGHAM YOUNG: (FSU LEADS 2-1)

| | |
|--------------------------------------|------------|
| Home: 0-0...Away: 1-1...Neutral: 1-0 | |
| 2005.....W..... | 12-3.....A |
|L..... | 2-5.....A |
| 2011.....W..... | 6-4.....N |

BROWN: (FSU LEADS 2-0)

| | |
|--------------------------------------|------------|
| Home: 2-0...Away: 0-0...Neutral: 0-0 | |
| 1985.....W..... | 14-0.....H |
|W..... | 14-2.....H |

CALIFORNIA: (CAL LEADS 12-1)

| | |
|--------------------------------------|----------------|
| Home: 1-4...Away: 0-0...Neutral: 0-8 | |
| 1991.....L..... | 0-4.....N |
| 1992.....L..... | 0-3.....N% |
| 1998.....L..... | 1-4.....N |
| 1999.....L..... | 0-4.....N |
| 2000.....L..... | 0-1.....H |
|L..... | 0-1.....H |
|W..... | 2-1.....H |
|L..... | 1-2 (10).....H |
| 2002.....L..... | 0-1.....N% |
| 2004.....L..... | 4-2.....N% |
| 2007.....L..... | 6-13.....N |
| 2015.....L..... | 6-7.....N |

CAL POLY: (FSU LEADS 2-1)

| | |
|--------------------------------------|-----------|
| Home: 0-0...Away: 0-0...Neutral: 2-1 | |
| 1993.....W..... | 1-0.....N |
| 2000.....L..... | 4-5.....N |
| 2016.....W..... | 3-1.....N |

UC-DAVIS: (FSU LEADS 1-0)

| | |
|--------------------------------------|------------|
| Home: 0-0...Away: 1-0...Neutral: 1-0 | |
| 2016.....W..... | 17-3.....N |

UC-RIVERSIDE: (FSU LEADS 2-0)

| | |
|--------------------------------------|------------|
| Home: 1-0...Away: 0-0...Neutral: 1-0 | |
| 2001.....W..... | 8-0.....N |
| 2009.....W..... | 13-2.....H |

UC-SANTA BARBARA: (FSU LEADS 3-0)

| | |
|--------------------------------------|------------|
| Home: 1-0...Away: 0-0...Neutral: 2-0 | |
| 2012.....W..... | 5-1.....N |
|W..... | 13-4.....N |
| 2014.....W..... | 5-2.....H |

CAL STATE FULLERTON: (FULLERTON LEADS 8-5)

| | |
|--------------------------------------|-------------|
| Home: 0-0...Away: 3-5...Neutral: 2-3 | |
| 1987.....L..... | 0-3.....N% |
| 1992.....L..... | 4-5.....A |
| 1993.....W..... | 4-1.....N |
| 1994.....L..... | 0-7.....A |
| 1995.....L..... | 5-9.....N |
| 1996.....L..... | 11-12.....N |
| 1997.....W..... | 4-2.....N |
| 2002.....L..... | 1-8.....A |
| 2004.....W..... | 3-0.....A |
| 2006.....L..... | 1-6.....A |
| 2007.....L..... | 3-4.....A |
| 2008.....W..... | 4-1.....A |
| 2016.....W..... | 10-1.....A |

CAL STATE NORTHRIDGE: (CSN LEADS 4-3)

| | |
|--------------------------------------|------------|
| Home: 1-0...Away: 1-0...Neutral: 1-4 | |
| 1991.....L..... | 0-1.....N |
| 1996.....L..... | 1-2.....N |
| 1998.....L..... | 3-4.....N |
| 2004.....W..... | 1-0.....H* |
| 2007.....L..... | 3-4.....N |
| 2016.....W..... | 12-3.....A |
|W..... | 10-0.....N |

CAMPBELL: (FSU LEADS 9-0)

| | |
|--------------------------------------|-----------|
| Home: 2-0...Away: 2-0...Neutral: 5-0 | |
| 1995.....W..... | 4-0.....N |
|W..... | 7-1.....N |
| 1996.....W..... | 6-1.....N |
| 1997.....W..... | 4-1.....N |
| 1999.....W..... | 5-0.....H |
|W..... | 2-0.....H |
| 2000.....W..... | 7-1.....A |
|W..... | 9-1.....A |
| 2002.....W..... | 8-0.....N |

CANISIUS: (FSU LEADS 1-0)

| | |
|--------------------------------------|-----------|
| Home: 0-0...Away: 0-0...Neutral: 1-0 | |
| 2017.....W..... | 9-1.....A |

CENTRAL MICHIGAN: (FSU LEADS 8-2)

| | |
|--------------------------------------|------------|
| Home: 3-1...Away: 0-0...Neutral: 5-1 | |
| 1987.....L..... | 0-1.....N% |
| 1988.....W..... | 6-2.....N |
| 1990.....W..... | 1-0.....N |
| 1993.....W..... | 5-0.....N |
| 1998.....W..... | 10-1.....N |
|W..... | 11-4.....H |
| 1999.....L..... | 1-5.....H |
| 2001.....W..... | 3-1.....H |
|W..... | 2-0.....H |
| 2004.....W..... | 9-0.....N |

CHARLESTON SOUTHERN: (FSU LEADS 1-0)

| | |
|--------------------------------------|-----------|
| Home: 1-0...Away: 0-0...Neutral: 0-0 | |
| 2014.....W..... | 8-2.....H |

COASTAL CAROLINA: (FSU LEADS 9-0)

| | |
|--------------------------------------|------------|
| Home: 2-0...Away: 0-0...Neutral: 7-0 | |
| 1993.....W..... | 8-0.....N |
|W..... | 9-1.....N |
| 1997.....W..... | 12-2.....N |
|W..... | 2-1.....N |
| 2006.....W..... | 7-2.....N* |
| 2010.....W..... | 4-0.....H |
| 2012.....W..... | 6-1.....H |
| 2015.....W..... | 9-0.....N |
|W..... | 8-0.....N |

COLGATE: (FSU LEADS 1-0)

| | |
|--------------------------------------|-----------|
| Home: 1-0...Away: 0-0...Neutral: 0-0 | |
| 2015.....W..... | 8-0.....H |

COLLEGE OF CHARLESTON: (FSU LEADS 2-0)

| | |
|--------------------------------------|-----------|
| Home: 2-0...Away: 0-0...Neutral: 0-0 | |
| 2001.....W..... | 8-0.....H |
|W..... | 9-1.....H |

COLORADO STATE: (SERIES TIED 1-1)

| | |
|--------------------------------------|-----------|
| Home: 0-0...Away: 0-0...Neutral: 1-1 | |
| 1999.....W..... | 3-2.....N |
|L..... | 4-5.....N |

CONNECTICUT: (FSU LEADS 27-4)

| | |
|---------------------------------------|------------|
| Home: 21-2...Away: 3-0...Neutral: 3-2 | |
| 1989.....W..... | 3-0.....H |
| 1990.....L..... | 1-3.....H |
| 1991.....W..... | 2-1.....H |
|W..... | 1-0.....H |
|W..... | 2-0.....N |
| 1992.....W..... | 1-0.....A |
|W..... | 4-3.....A |
| 1993.....W..... | 1-0.....H |
|W..... | 8-0.....H |
|L..... | 1-4.....N |
|L..... | 1-2.....N% |
| 1994.....W..... | 4-1.....H |
| 1996.....W..... | 3-0.....H |
|W..... | 6-0.....H |
| 1997.....W..... | 10-3.....N |
|W..... | 2-1.....H |
|L..... | 0-1.....H |
|W..... | 8-2.....H |
| 1998.....W..... | 6-4.....H |
|W..... | 9-0.....H |
| 2001.....W..... | 8-0.....H |
|W..... | 3-0.....H |
| 2004.....W..... | 6-0.....H |
|W..... | 7-4.....H |
| 2006.....W..... | 8-2.....H |
|W..... | 1-0.....H |
|W..... | 5-3.....H |
| 2008.....W..... | 2-1.....H |
|W..... | 2-1.....H |
|W..... | 7-0.....H |
| 2010.....W..... | 5-4.....N |

CREIGHTON: (FSU LEADS 2-1)

| | |
|--------------------------------------|---------------|
| Home: 1-0...Away: 1-1...Neutral: 0-0 | |
| 1988.....W..... | 4-0 (8).....A |
|L..... | 0-2.....A |
| 1991.....W..... | 3-2.....H |

DARTMOUTH: (FSU LEADS 2-0)

| | |
|--------------------------------------|-----------|
| Home: 1-0...Away: 0-0...Neutral: 1-0 | |
| 2015.....W..... | 5-1.....H |
| 2019.....W..... | 8-4.....N |

DAVIS & ELKINS: (FSU LEADS 1-0)

| | |
|--------------------------------------|-----------|
| Home: 0-0...Away: 0-0...Neutral: 1-0 | |
| 1984.....W..... | 9-0.....N |

DAYTON: (FSU LEADS 3-0)

| | |
|--------------------------------------|------------|
| Home: 0-0...Away: 0-0...Neutral: 3-0 | |
| 1991.....W..... | 3-0.....N |
| 2002.....W..... | 5-0.....N |
|W..... | 12-0.....N |

DEPAUL: (SERIES TIED 1-1)

| | |
|--------------------------------------|------------|
| Home: 0-0...Away: 0-0...Neutral: 1-1 | |
| 1999.....L..... | 3-5.....N |
| 2002.....W..... | 11-5.....N |

DETROIT: (FSU LEADS 3-0)

| | |
|--------------------------------------|-----------|
| Home: 2-0...Away: 0-0...Neutral: 1-0 | |
| 1985.....W..... | 5-0.....H |
|W..... | 6-1.....H |
| 1991.....W..... | 9-0.....N |

DRAKE: (FSU LEADS 2-0)

| | |
|--------------------------------------|-----------|
| Home: 2-0...Away: 0-0...Neutral: 0-0 | |
| 1993.....W..... | 6-0.....H |
| 1996.....W..... | 1-0.....H |

DREXEL: (FSU LEADS 4-0)

| | |
|--------------------------------------|-----------|
| Home: 4-0...Away: 0-0...Neutral: 0-0 | |
| 1991.....W..... | 2-0.....H |
|W..... | 7-1.....H |
| 1992.....W..... | 3-0.....H |
|W..... | 4-0.....H |

EAST CAROLINA: (FSU LEADS 21-2)

| | |
|---------------------------------------|------------|
| Home: 7-1...Away: 4-0...Neutral: 10-1 | |
| 1984.....W..... | 2-0.....A |
|W..... | 3-0.....A |
| 1986.....W..... | 3-0.....N |
| 1987.....W..... | 10-0.....H |
|W..... | 2-1.....H |
| 1989.....W..... | 5-0.....H |
|W..... | 5-0.....H |
|W..... | 3-0.....N |
| 1990.....W..... | 7-2.....N |
| 1991.....W..... | 13-0.....H |
| 1992.....W..... | 5-2.....N |
| 1993.....W..... | 13-0.....N |
| 1994.....L..... | 0-1.....N |
| 1995.....W..... | 10-2.....N |
|W..... | 4-3.....N |
| 1996.....W..... | 2-1.....N |
| 1997.....W..... | 10-0.....N |
| 2000.....W..... | 1-0.....A |
|W..... | 7-0.....A |
| 2001.....W..... | 2-0.....N |
|W..... | 9-2.....H |
|W..... | 9-0.....H |
| 2009.....L..... | 2-1.....H |

EAST CENTRAL COLLEGE: (FSU LEADS 2-0)

| | |
|--------------------------------------|------------|
| Home: 2-0...Away: 0-0...Neutral: 0-0 | |
| 1984.....W..... | 8-0.....H |
|W..... | 10-0.....H |

EASTERN ILLINOIS: (FSU LEADS 5-0)

| | |
|--------------------------------------|------------|
| Home: 5-0...Away: 0-0...Neutral: 0-0 | |
| 1988.....W..... | 2-1.....H |
|W..... | 3-2.....H |
|W..... | 11-1.....H |
| 1993.....W..... | 7-2.....H |
| 1994.....W..... | 9-0.....H |

EASTERN KENTUCKY: (FSU LEADS 1-0)

| | |
|--------------------------------------|------------|
| Home: 1-0...Away: 0-0...Neutral: 0-0 | |
| 2005.....W..... | 13-5.....H |

EASTERN MICHIGAN: (FSU LEADS 17-1)

| | |
|---------------------------------------|-----------|
| Home: 10-0...Away: 1-1...Neutral: 6-0 | |
| 1987.....W..... | 8-1.....N |
| 1988.....W..... | 3-1.....H |
|W..... | 4-3.....H |
|W..... | 7-4.....N |
| 1989.....W..... | 2-0.....H |
|W..... | 5-1.....H |
| 1990.....W..... | 1-0.....H |
|W..... | 1-0.....H |
| 1991.....W..... | 1-0.....N |
|W..... | 3-2.....N |
| 1994.....W..... | 1-0.....H |
| 1996.....W..... | 7-0.....H |
| 1997.....W..... | 5-1.....H |
| 1998.....W..... | 4-2.....H |
| 2000.....W..... | 5-1.....N |
| 2004.....W..... | 2-0.....A |
|L..... | 6-5.....A |
| 2010.....W..... | 8-0.....N |



10 WCWS APPEARANCES • 17 ACC CHAMPIONSHIPS • 32 NCAA APPEARANCES

SERIES RECORDS

ELON: (FSU LEADS 3-0)

| |
|--------------------------------------|
| Home: 1-0...Away: 2-0...Neutral: 0-0 |
| 2003.....W.....6-0.....A |
|W.....6-0.....A |
| 2019.....W.....15-1.....H |

FAIRFIELD: (FSU LEADS 1-0)

| |
|--------------------------------------|
| Home: 0-0...Away: 0-0...Neutral: 1-0 |
| 2012.....W.....2-0.....N |

FIU: (FSU LEADS 13-2)

| |
|---------------------------------------|
| Home: 12-2...Away: 1-0...Neutral: 0-0 |
| 1999.....W.....6-1.....H |
|W.....1-0.....H |
| 2000.....L.....2-4.....H |
|W.....8-3.....H |
| 2001.....L.....1-2.....H |
|W.....3-2.....H |
| 2004.....W.....5-1.....H |
|W.....11-0.....H |
| 2006.....W.....3-1.....H |
|W.....8-0.....H |
| 2010.....W.....8-3.....H |
|W.....7-2.....H |
| 2013.....W.....11-2.....H |
|W.....7-4.....H |
| 2016.....W.....7-1.....A |

FLORIDA: (FLORIDA LEADS 26-17)

| |
|----------------------------------------|
| Home: 8-13...Away: 8-13...Neutral: 1-0 |
| 1997.....L.....1-3.....A |
|W.....8-1.....A |
| 1998.....L.....3-8.....H |
|W.....5-3.....H |
| 1999.....L.....0-2.....A |
|W.....6-4.....A |
| 2000.....W.....6-3.....H |
|L.....3-5.....H |
| 2001.....W.....5-3.....A |
|W.....3-1.....A |
|W.....6-2.....N* |
| 2002.....L.....1-7.....H |
|W.....6-1.....H |
| 2003.....W.....5-0.....A |
|W.....7-3.....A |
| 2004.....W.....2-0.....H |
| 2005.....L.....4-7.....A |
|L.....0-2.....A |
| 2006.....W.....4-0.....H |
|W.....6-5.....A |
| 2007.....L.....1-5.....A |
|L.....3-4.....A |
| 2008.....L.....1-6.....H |
|L.....4-14.....H |
| 2009.....L.....3-4.....A |
| 2010.....L.....4-8.....H |
|L.....2-9.....H |
| 2011.....L.....0-1.....A |
| 2012.....L.....1-9.....H |
| 2013.....L.....3-7 (8).....A |
|L.....0-8.....H |
| 2014.....W.....3-2 (8).....A |
|L.....2-4.....H |
| 2015.....L.....1-5.....H |
|L.....0-5.....A |
| 2016.....L.....0-1 (12).....A |
|L.....1-7.....H |
| 2017.....L.....0-1.....A |
|W.....3-1.....H |
| 2018.....W.....4-1.....H |
|L.....1-5.....A |
| 2019.....W.....2-0.....A |
|L.....0-4.....H |

FLORIDA A&M: (FSU LEADS 112-7)

| |
|----------------------------------------|
| Home: 63-2...Away: 48-5...Neutral: 1-0 |
| 1984.....W.....12-0.....H |
|W.....9-0.....H |
|W.....10-0.....H |
|W.....11-1.....A |
|W.....11-0.....A |
| 1985.....W.....3-0.....A |
|W.....5-0.....A |
|W.....3-0.....A |
|W.....1-0.....H |
|W.....8-0.....H |
| 1987.....W.....8-1.....H |
|W.....6-3.....H |
|W.....17-0.....A |
|W.....7-1.....A |
| 1988.....W.....14-3.....A |
|W.....11-0.....A |
|W.....7-0.....H |
|W.....3-0.....H |
|W.....2-1.....H |
| 1989.....W.....11-0.....A |
|W.....4-0.....A |
|W.....3-0.....H |
|W.....4-1.....H |
|W.....6-2.....A |
|W.....4-0.....A |
|W.....10-0.....H |
|W.....2-0.....H |
|W.....8-0.....A |
|W.....4-0.....A |
|W.....4-0.....A |
|W.....11-1.....H |
| 1992.....W.....12-0.....A |
|W.....10-0.....A |
|W.....7-0.....H |
|W.....6-0.....H |
| 1993.....W.....7-0.....A |
|W.....10-0.....A |
|W.....10-0.....H |
|W.....4-1.....H |
| 1994.....W.....3-0.....A |
|W.....8-0.....H |
|W.....7-0.....A |
|W.....8-0.....H |
| 1995.....W.....8-0.....H |
|W.....9-0.....A |
|W.....10-0.....A |
|W.....6-0.....H |
| 1996.....W.....8-0.....H |
|W.....7-2.....A |
|W.....13-0.....A |
|W.....4-0.....H |
| 1997.....W.....7-0.....A |
|W.....6-0.....H |
|L.....1-2.....A |
|W.....7-0.....H |
| 1998.....W.....4-2.....A |
|W.....6-0.....H |
|L.....1-3.....H |
|W.....4-1.....A |
| 1999.....L.....2-3.....A |
|W.....2-1.....A |
|W.....10-1.....H |
|L.....3-8.....H |
| 2000.....W.....9-0.....A |
|W.....8-7.....H |
|W.....3-0.....H |
|W.....9-1.....H |
|W.....7-0.....A |
| 2001.....W.....1-0.....H |
|W.....11-0.....N |
|L.....4-5.....A |
|W.....7-0.....H |
|W.....6-0.....A |
|W.....12-0.....H |
| 2002.....W.....7-3.....A |
|W.....2-1.....A |
|W.....6-0.....H |
|W.....18-3.....H |
| 2003.....W.....13-2.....H |
|W.....5-0.....A |
|W.....9-2.....A |
|W.....8-0.....H |
| 2004.....W.....9-1.....H |
|W.....8-0.....H |
|W.....12-0.....A |
|W.....12-0.....A |
| 2005.....W.....5-2.....A |
|L.....7-10.....A |
|W.....4-1.....H |
|W.....5-1.....H |
| 2006.....W.....4-0.....H |
|W.....6-5.....H |

| |
|---------------------------|
|W.....9-3.....H |
|L.....0-4.....A |
|W.....9-3.....H |
| 2007.....W.....5-0.....H |
|W.....9-4.....H |
|W.....8-0.....A |
|W.....9-1 (15).....H |
| 2008.....W.....9-1.....A |
|W.....18-0.....H |
| 2009.....W.....5-0.....A |
|W.....5-1.....A |
| 2010.....W.....9-2.....H |
| 2011.....W.....8-5.....H |
|W.....9-2.....A |
| 2012.....W.....10-1.....A |
|W.....5-3.....H |
| 2013.....W.....4-0.....H |
| 2014.....W.....8-0.....H |
| 2015.....W.....12-5.....A |
|W.....11-0.....H |
| 2016.....W.....10-1.....H |
|W.....12-3.....H |
|W.....1-0.....H* |
| 2017.....W.....5-0.....H |
| 2018.....W.....9-0.....H |
| 2019.....W.....8-0.....H |

FLORIDA ATLANTIC: (FSU LEADS 12-7)

| |
|--------------------------------------|
| Home: 2-3...Away: 5-1...Neutral: 5-3 |
| 1996.....L.....0-1.....N |
| 1997.....W.....5-1.....N |
|W.....4-0.....N |
| 1999.....L.....4-8.....N |
|L.....0-1.....N |
| 2000.....L.....2-3.....H |
|W.....2-0.....H |
|W.....2-0.....A |
| 2001.....L.....1-2 (10).....A |
|W.....1-0.....A |
|L.....5-4 (8).....N |
|W.....2-0.....N* |
| 2002.....L.....2-4.....H |
|W.....3-2.....H |
|L.....0-5.....H |
| 2010.....W.....6-3.....A |
| 2015.....W.....1-0.....A |
|W.....12-0.....A |
| 2019.....W.....10-5.....N |

FLORIDA GULF COAST: (FSU LEADS 6-0)

| |
|--------------------------------------|
| Home: 3-0...Away: 3-0...Neutral: 0-0 |
| 2012.....W.....5-0.....H |
|W.....7-1.....H |
| 2014.....W.....5-0.....A |
| 2017.....W.....7-0.....A |
|W.....13-1.....A |
| 2018.....W.....6-2.....H |

FLORIDA SOUTHERN: (FSU LEADS 3-0)

| |
|--------------------------------------|
| Home: 1-0...Away: 0-0...Neutral: 2-0 |
| 1986.....W.....7-0.....N |
|W.....2-0.....N |
|W.....7-3.....H |

FORDHAM: (FSU LEADS 1-0)

| |
|--------------------------------------|
| Home: 1-0...Away: 0-0...Neutral: 0-0 |
| 2014.....W.....6-1.....H* |

FRESNO STATE: (FRESNO STATE LEADS 6-4)

| |
|--------------------------------------|
| Home: 1-0...Away: 0-1...Neutral: 3-5 |
| 1990.....W.....1-0.....N% |
| 1991.....L.....0-3.....N% |
| 1993.....L.....1-2.....N |
| 1997.....L.....0-2.....N |
| 1998.....W.....2-1.....N |
| 2000.....L.....0-2.....N |
|L.....1-2.....A |
| 2004.....W.....3-0.....H |
| 2005.....W.....2-0.....N |
| 2009.....L.....0-1.....N |

FURMAN: (FSU LEADS 12-1)

| |
|--------------------------------------|
| Home: 7-0...Away: 2-0...Neutral: 3-1 |
| 1985.....W.....13-0.....H |
| 1986.....W.....3-2.....H |
|L.....0-1.....N |
| 1987.....W.....1-0 (8).....H |
|W.....8-2.....N |
| 1988.....W.....2-0.....H |
| 1989.....W.....5-0.....N |
| 1999.....W.....2-0.....H |
| 2000.....W.....8-0.....N |
| 2003.....W.....6-0.....A |
|W.....12-0.....A |
| 2017.....W.....5-1.....H |
|W.....9-1.....H |

GARDNER-WEBB: (FSU LEADS 2-0)

| |
|--------------------------------------|
| Home: 2-0...Away: 0-0...Neutral: 0-0 |
| 2010.....W.....7-0.....H |
|W.....5-0.....H |

GEORGE MASON: (FSU LEADS 3-0)

| |
|--------------------------------------|
| Home: 1-0...Away: 0-0...Neutral: 2-0 |
| 1984.....W.....5-0.....H |
| 1985.....W.....5-0.....N |
| 1987.....W.....3-0.....N |

GEORGIA: (FSU LEADS 9-8)

| |
|--------------------------------------|
| Home: 2-2...Away: 4-4...Neutral: 2-2 |
| 1998.....W.....6-5.....N |
| 1999.....W.....5-0.....N |
|L.....0-5.....A |
|W.....6-0.....A |
| 2002.....L.....2-3.....N |
| 2003.....L.....4-5 (8).....H |
| 2006.....W.....3-2.....A* |
|L.....1-3.....A* |
|W.....2-0.....A* |
| 2007.....L.....1-2.....H |
| 2010.....W.....4-3.....A |
|L.....2-5.....A* |
| 2011.....L.....2-10.....A* |
| 2016.....L.....4-5.....N% |
| 2017.....W.....7-1.....H* |
|W.....8-5.....H* |
| 2018.....W.....7-2.....N% |

GEORGIA SOUTHERN: (FSU LEADS 38-3)

| |
|----------------------------------------|
| Home: 25-0...Away: 12-3...Neutral: 1-0 |
| 1991.....W.....6-2.....A |
|W.....5-1.....A |
|W.....4-0.....H |
|W.....9-1.....H |
| 1992.....W.....8-0.....A |
|W.....13-3.....A |
|W.....6-0.....H |
|W.....2-0.....H |
| 1993.....W.....6-0.....N |
| 1994.....W.....10-1.....H |
|W.....8-0.....H |
| 1996.....W.....2-1.....H |
|W.....5-0.....H |
| 1997.....W.....8-0.....A |
|W.....5-3.....A |
| 1998.....W.....6-2.....H |
|W.....3-1.....H |
| 1999.....L.....1-3.....A |
|W.....2-0.....A |
| 2000.....W.....8-0.....H |
|W.....6-1.....H |
| 2001.....W.....8-0.....A |
|W.....4-0.....A |
| 2002.....W.....7-0.....H |
|W.....4-0.....H |
| 2003.....W.....7-2.....A |
|L.....2-1.....A |
| 2004.....W.....8-0.....H |
|W.....4-0.....H |
| 2005.....L.....0-1.....A |
|W.....3-0.....A |
| 2006.....W.....3-2.....H |
|W.....10-2 (5).....H |
| 2007.....W.....11-2.....A |
| 2008.....W.....8-0.....H |



SERIES RECORDS

| | | |
|-----------------|-----------|---|
|W..... | 4-3..... | H |
| 2011.....W..... | 6-4..... | H |
| 2013.....W..... | 4-0..... | H |
|W..... | 12-3..... | H |
| 2015.....W..... | 8-0..... | H |
|W..... | 4-0..... | H |

GEORGIA STATE: (FSU LEADS 18-1)

| | | |
|--------------------------------------|--------------|----|
| Home: 9-0...Away: 3-0...Neutral: 6-1 | | |
| 1985.....W..... | 7-0..... | N |
| 1987.....W..... | 4-1..... | N |
| 1988.....W..... | 5-0..... | H |
|W..... | 2-1..... | H |
| 1990.....W..... | 2-0..... | H |
|W..... | 8-0..... | H |
|L..... | 0-1 (9)..... | N |
| 1993.....W..... | 1-0..... | H |
| 1998.....W..... | 8-0..... | N |
| 2001.....W..... | 9-1..... | A |
|W..... | 10-0..... | A |
| 2003.....W..... | 4-3 (8)..... | N |
| 2006.....W..... | 5-2..... | H |
| 2007.....W..... | 6-2..... | H |
| 2008.....W..... | 1-0..... | H |
|W..... | 3-0..... | H |
| 2011.....W..... | 6-1..... | N* |
| 2015.....W..... | 6-3..... | A |
| 2018.....W..... | 8-0..... | N |

GRAMBLING: (FSU LEADS 5-0)

| | | |
|--------------------------------------|-----------|---|
| Home: 2-0...Away: 2-0...Neutral: 1-0 | | |
| 1984.....W..... | 7-0..... | A |
|W..... | 4-0..... | A |
| 1985.....W..... | 11-0..... | H |
|W..... | 10-0..... | H |
|W..... | 7-0..... | N |

GRAND CANYON: (SERIES TIED 1-1)

| | | |
|--------------------------------------|-----------|---|
| Home: 0-0...Away: 1-1...Neutral: 0-0 | | |
| 2019.....L..... | 3-5..... | A |
|W..... | 11-1..... | A |

HARVARD: (FSU LEADS 1-0)

| | | |
|--------------------------------------|----------|---|
| Home: 0-0...Away: 0-0...Neutral: 1-0 | | |
| 2000.....W..... | 6-2..... | N |

HAWAII: (HAWAII LEADS 2-0)

| | | |
|--------------------------------------|----------|---|
| Home: 0-0...Away: 0-2...Neutral: 0-0 | | |
| 2012.....L..... | 1-2..... | A |
|L..... | 0-1..... | A |

HOFSTRA: (FSU LEADS 16-3)

| | | |
|--------------------------------------|---------------|---|
| Home: 7-2...Away: 0-0...Neutral: 9-1 | | |
| 1992.....W..... | 14-4..... | N |
| 1993.....W..... | 6-0..... | N |
|W..... | 10-2..... | N |
| 1994.....W..... | 3-2..... | H |
|W..... | 4-3..... | H |
| 1995.....W..... | 5-1..... | N |
|W..... | 8-2..... | N |
| 1997.....L..... | 1-2..... | N |
| 1999.....W..... | 6-5..... | N |
| 2008.....W..... | 1-0..... | N |
| 2010.....W..... | 8-0..... | N |
| 2011.....W..... | 5-1..... | H |
|L..... | 0-2..... | H |
| 2013.....W..... | 9-1..... | H |
|W..... | 4-0..... | H |
| 2015.....W..... | 2-1..... | N |
| 2016.....W..... | 8-0..... | H |
| 2018.....L..... | 0-1 (10)..... | H |
|W..... | 5-0..... | H |

HOUSTON: (FSU LEADS 1-0)

| | | |
|--------------------------------------|----------|---|
| Home: 0-0...Away: 0-0...Neutral: 1-0 | | |
| 2014.....W..... | 7-1..... | N |

ILLINOIS: (ILLINOIS LEADS 3-1)

| | | |
|--------------------------------------|----------|---|
| Home: 0-0...Away: 0-0...Neutral: 1-3 | | |
| 2001.....L..... | 0-1..... | N |
|W..... | 2-0..... | N |
| 2010.....L..... | 3-4..... | N |
| 2016.....L..... | 1-5..... | N |

ILLINOIS-CHICAGO: (FSU LEADS 3-2)

| | | |
|--------------------------------------|----------|---|
| Home: 1-0...Away: 0-0...Neutral: 2-2 | | |
| 1994.....W..... | 3-0..... | N |
| 1995.....L..... | 1-3..... | N |
|W..... | 1-0..... | N |
|W..... | 3-0..... | H |
| 1998.....L..... | 1-3..... | N |

ILLINOIS STATE: (FSU LEADS 6-1)

| | | |
|--------------------------------------|-----------|---|
| Home: 2-1...Away: 0-0...Neutral: 4-0 | | |
| 1989.....W..... | 2-0..... | H |
| 1992.....W..... | 7-2..... | N |
| 1994.....L..... | 2-3..... | H |
| 1995.....W..... | 10-2..... | N |
| 1996.....W..... | 4-1..... | N |
| 2000.....W..... | 1-0..... | N |
| 2004.....W..... | 11-3..... | H |

INDIANA: (FSU LEADS 9-1)

| | | |
|--------------------------------------|----------|---|
| Home: 5-0...Away: 0-0...Neutral: 4-1 | | |
| 1990.....L..... | 1-2..... | N |
|W..... | 1-0..... | H |
|W..... | 2-0..... | H |
| 1991.....W..... | 3-1..... | N |
|W..... | 6-2..... | H |
| 1994.....W..... | 3-2..... | H |
| 1996.....W..... | 3-1..... | N |
| 1997.....W..... | 3-2..... | N |
| 1998.....W..... | 3-2..... | N |
| 2009.....W..... | 7-0..... | H |

INDIANA STATE: (FSU LEADS 2-0)

| | | |
|--------------------------------------|----------|---|
| Home: 0-0...Away: 0-0...Neutral: 2-0 | | |
| 1995.....W..... | 8-0..... | N |
| 1998.....W..... | 6-1..... | N |

IONA: (FSU LEADS 1-0)

| | | |
|--------------------------------------|----------|---|
| Home: 1-0...Away: 0-0...Neutral: 0-0 | | |
| 2010.....W..... | 9-1..... | H |

IOWA: (FSU LEADS 6-3)

| | | |
|--------------------------------------|----------|----|
| Home: 0-0...Away: 0-0...Neutral: 6-3 | | |
| 1990.....L..... | 0-5..... | N |
| 1993.....W..... | 3-0..... | N |
|W..... | 5-3..... | N* |
| 1995.....L..... | 0-4..... | N |
| 1997.....L..... | 1-7..... | N |
| 2000.....W..... | 4-1..... | N* |
|W..... | 4-2..... | N* |
| 2008.....W..... | 2-0..... | N |
| 2009.....W..... | 6-0..... | N |

IOWA STATE: (FSU LEADS 12-0)

| | | |
|---------------------------------------|--------------|---|
| Home: 11-0...Away: 0-0...Neutral: 1-0 | | |
| 1994.....W..... | 3-2..... | H |
| 1995.....W..... | 2-0..... | H |
| 2001.....W..... | 4-0..... | H |
|W..... | 6-0..... | H |
| 2002.....W..... | 7-0..... | N |
| 2003.....W..... | 3-1..... | H |
|W..... | 6-2..... | H |
| 2005.....W..... | 1-0..... | H |
| 2006.....W..... | 5-0..... | H |
|W..... | 9-1 (6)..... | H |
| 2019.....W..... | 1-0..... | H |
|W..... | 5-0..... | H |

JACKSONVILLE: (FSU LEADS 17-4)

| | | |
|---------------------------------------|--------------|---|
| Home: 12-2...Away: 5-2...Neutral: 0-0 | | |
| 2003.....W..... | 9-0..... | H |
|W..... | 2-0..... | H |
| 2004.....W..... | 3-2..... | A |
|L..... | 1-2..... | A |
| 2005.....L..... | 2-5..... | H |
|W..... | 11-0..... | H |
| 2006.....W..... | 8-1..... | A |
|L..... | 1-2..... | A |
| 2007.....W..... | 10-2(5)..... | H |
|W..... | 8-0(6)..... | H |
|W..... | 3-0..... | H |
| 2008.....L..... | 2-5..... | H |
|W..... | 10-0..... | A |
|W..... | 3-1..... | A |
| 2009.....W..... | 4-0..... | H |
|W..... | 10-0..... | H |
| 2010.....W..... | 8-0..... | A |
| 2012.....W..... | 6-0..... | H |
|W..... | 7-1..... | H |
| 2013.....W..... | 8-0..... | H |
| 2016.....W..... | 4-0..... | H |

JACKSONVILLE STATE: (FSU LEADS 6-2)

| | | |
|--------------------------------------|---------------|----|
| Home: 4-0...Away: 2-0...Neutral: 0-2 | | |
| 2001.....W..... | 4-1 (10)..... | A |
|W..... | 12-2..... | A |
| 2002.....W..... | 3-0..... | H |
|W..... | 6-1..... | H |
| 2008.....L..... | 3-4..... | N* |
|L..... | 1-10..... | N* |
| 2018.....W..... | 8-0..... | H* |
|W..... | 10-0..... | H* |

KANSAS: (FSU LEADS 6-5)

| | | |
|--------------------------------------|----------|----|
| Home: 1-2...Away: 0-0...Neutral: 5-3 | | |
| 1988.....W..... | 2-1..... | N |
|L..... | 2-4..... | N |
| 1989.....W..... | 3-2..... | N |
|W..... | 1-0..... | N |
| 1993.....L..... | 0-1..... | N* |
|W..... | 5-0..... | N* |
|W..... | 2-1..... | N* |
| 1994.....L..... | 2-4..... | N |
| 2000.....L..... | 1-4..... | H |
| 2002.....W..... | 5-4..... | H |
| 2007.....L..... | 0-1..... | H |

KENT STATE: (FSU LEADS 6-1)

| | | |
|--------------------------------------|-----------|---|
| Home: 5-1...Away: 0-0...Neutral: 1-0 | | |
| 1987.....W..... | 16-0..... | H |
| 1992.....W..... | 6-0..... | H |
|W..... | 2-1..... | H |
|W..... | 8-0..... | H |
| 2001.....W..... | 4-0..... | H |
| 2006.....L..... | 2-4..... | H |
| 2010.....W..... | 6-0..... | N |

KENTUCKY: (SERIES TIED 2-2)

| | | |
|--------------------------------------|----------|---|
| Home: 2-2...Away: 0-0...Neutral: 0-0 | | |
| 2011.....W..... | 2-0..... | H |
|L..... | 2-7..... | H |
| 2015.....W..... | 3-2..... | H |
|L..... | 1-3..... | H |

LEHIGH: (FSU LEADS 1-0)

| | | |
|--------------------------------------|----------|---|
| Home: 0-0...Away: 0-0...Neutral: 1-0 | | |
| 2005.....W..... | 5-1..... | N |

LIBERTY: (FSU LEADS 2-0)

| | | |
|--------------------------------------|-----------|---|
| Home: 1-0...Away: 1-0...Neutral: 0-0 | | |
| 1984.....W..... | 9-0..... | A |
| 2009.....W..... | 11-3..... | H |

LIMESTONE: (FSU LEADS 4-0)

| | | |
|--------------------------------------|-----------|---|
| Home: 0-0...Away: 0-0...Neutral: 4-0 | | |
| 1986.....W..... | 4-0..... | N |
|W..... | 1-0..... | N |
| 1987.....W..... | 6-0..... | N |
|W..... | 11-0..... | N |

LIPSCOMB: (FSU LEADS 5-0)

| | | |
|--------------------------------------|-----------|---|
| Home: 5-0...Away: 0-0...Neutral: 0-0 | | |
| 2008.....W..... | 5-1..... | H |
|W..... | 11-3..... | H |
| 2017.....W..... | 13-1..... | H |
| 2019.....W..... | 13-0..... | H |
|W..... | 14-2..... | H |

LIU BROOKLYN: (FSU LEADS 2-0)

| | | |
|--------------------------------------|-----------|---|
| Home: 0-0...Away: 0-0...Neutral: 1-0 | | |
| 2013.....W..... | 15-1..... | N |
| 2016.....W..... | 12-0..... | N |

LONG BEACH STATE: (FSU LEADS 4-2)

| | | |
|--------------------------------------|----------|----|
| Home: 0-0...Away: 0-0...Neutral: 4-2 | | |
| 1996.....L..... | 1-2..... | N |
| 2000.....W..... | 2-0..... | N* |
| 2003.....W..... | 4-0..... | N |
| 2005.....W..... | 5-1..... | N |
| 2008.....L..... | 2-6..... | N |
| 2011.....W..... | 4-1..... | N |

LONG ISLAND: (FSU LEADS 2-0)

| | | |
|--------------------------------------|----------|----|
| Home: 1-0...Away: 0-0...Neutral: 1-0 | | |
| 2004.....W..... | 4-0..... | H* |
| 2010.....W..... | 6-0..... | N |

LOUISIANA: (FSU LEADS 11-9)

| | | |
|--------------------------------------|---------------|----|
| Home: 4-2...Away: 0-0...Neutral: 7-7 | | |
| 1984.....W..... | 1-0..... | H |
| 1989.....W..... | 4-2..... | N |
| 1990.....L..... | 1-2 (10)..... | H |
|W..... | 4-3..... | N* |
|W..... | 2-1..... | N* |
| 1991.....W..... | 3-0..... | N |
|W..... | 1-0..... | N* |
| 1992.....W..... | 1-0..... | N* |
|W..... | 1-0..... | N* |
| 1993.....L..... | 1-2..... | H |
|W..... | 2-1..... | H |
| 1994.....L..... | 3-12..... | N |
| 2000.....L..... | 1-9..... | N |
|L..... | 1-2..... | N |
|L..... | 2-6..... | N |
| 2003.....L..... | 0-3..... | N |
| 2004.....L..... | 1-0..... | N |
| 2006.....L..... | 0-14 (5)..... | N |
| 2018.....W..... | 8-0..... | H |
|W..... | 7-1..... | H |

LOUISIANA TECH: (LA. TECH LEADS 11-3-2)

| | | |
|-----------------------------------------|---------------|----|
| Home: 1-1...Away: 0-0...Neutral: 1-10-2 | | |
| 1984.....T..... | 0-0..... | N |
| 1985.....T..... | 0-0..... | N |
|L..... | 1-2..... | N |
|L..... | 3-4..... | N |
| 1986.....L..... | 0-4..... | N* |
|L..... | 0-1..... | N* |
| 1987.....W..... | 2-1..... | N |
| 1988.....L..... | 0-7..... | N |
|L..... | 1-6..... | N* |
| 1989.....L..... | 0-1 (10)..... | H |
|L..... | 0-1 (10)..... | N |
|L..... | 1-3..... | N* |
| 1994.....W..... | 2-0..... | H |
| 1997.....L..... | 2-6..... | N |
|L..... | 2-3..... | H |
| 2019.....W..... | 4-0..... | N |



10 WCWS APPEARANCES • 17 ACC CHAMPIONSHIPS • 32 NCAA APPEARANCES

SERIES RECORDS

LSU: (SERIES TIED 6-6)

Home: 4-3...Away: 1-0...Neutral: 1-2

| | | | |
|------|---|----------|----|
| 1998 | W | 4-2 | H |
| 2004 | L | 3-4 | N |
| | L | 1-2 | N% |
| 2012 | W | 8-1 | A |
| 2013 | L | 4-5 | H |
| 2017 | W | 3-1 | H6 |
| | L | 0-1 | H6 |
| | L | 4-6 | H6 |
| 2018 | L | 5-6 | H6 |
| | W | 8-5 (11) | H6 |
| | W | 3-1 | H6 |
| 2019 | W | 9-1 | N |

MAINE: (FSU LEADS 11-0)

Home: 10-0...Away: 0-0...Neutral: 1-0

| | | | |
|------|---|--------|---|
| 1986 | W | 1-0 | H |
| | W | 10-0 | H |
| 1988 | W | 1-0 | H |
| 1990 | W | 7-0 | N |
| 2002 | W | 6-2 | H |
| | W | 1-0 | H |
| 2004 | W | 7-0 | H |
| | W | 2-1 | H |
| 2005 | W | 1-0 | H |
| | W | 5-2 | H |
| 2007 | W | 9-1(5) | H |

MARSHALL: (FSU LEADS 5-0)

Home: 4-0...Away: 0-0...Neutral: 1-0

| | | | |
|------|---|-----|---|
| 1995 | W | 8-0 | H |
| | W | 7-0 | N |
| 2012 | W | 4-1 | N |
| 2017 | W | 1-0 | H |
| | W | 7-0 | H |

MARYLAND: (FSU LEADS 48-14)

Home: 24-4...Away: 13-9...Neutral: 11-1
ACC: 34-14

| | | | |
|------|---|----------|----|
| 1996 | W | 4-0 | A* |
| | W | 6-2 | A* |
| | W | 8-0 | N |
| | W | 3-0 | N# |
| 1997 | W | 1-0 | H* |
| | W | 3-0 | H* |
| | W | 4-3 | N# |
| | L | 1-2 | N# |
| 1998 | L | 3-5 | A* |
| | W | 9-1 | A* |
| | W | 1-0 | N# |
| 1999 | W | 2-0 | H |
| | W | 4-1 | H* |
| | L | 3-5 | H* |
| 2000 | W | 6-2 | N# |
| | W | 3-0 | N# |
| | W | 10-3 | A* |
| | W | 3-2 | A* |
| 2001 | W | 5-3 | N* |
| | W | 5-0 | H* |
| | W | 10-1 | H* |
| | W | 2-1 (11) | N# |
| | W | 4-0 | N# |
| 2002 | W | 2-1 | H |
| 2003 | W | 6-2 | H* |
| | W | 3-2 (10) | H* |
| 2004 | W | 7-0 | H* |
| | W | 2-1 | H* |
| 2005 | W | 1-0 (9) | H* |
| | L | 2-7 | H* |
| | W | 2-0 | H* |
| | L | 0-2 | A# |
| 2006 | W | 6-5 | H* |
| | L | 4-6 | A* |
| | W | 4-1 | A* |
| | W | 8-4 | A* |
| 2007 | W | 4-2(14) | H* |
| | W | 6-0 | H* |
| | W | 8-0(5) | H* |
| | W | 7-4 | N# |
| 2008 | L | 1-3 | A* |
| | W | 3-0 | A* |
| | L | 3-4 | A* |
| 2009 | W | 1-0 | H* |
| | W | 6-0 | H* |
| | W | 1-0 | H* |
| 2010 | W | 2-0 | A* |

| | | | |
|------|---|----------|----|
| | W | 3-2 (8) | A* |
| | L | 2-6 | A* |
| | W | 3-0 | N# |
| 2011 | L | 0-1 | H* |
| | L | 4-7 | H* |
| | W | 5-0 | H* |
| 2012 | W | 4-3 | A* |
| | L | 1-4 | A* |
| | L | 3-4 (10) | A* |
| 2013 | L | 4-5 | A* |
| | W | 13-1 | A* |
| | W | 14-9 | A* |
| 2014 | W | 10-2 | H* |
| | W | 14-6 | H* |
| | W | 7-5 | H* |

MASSACHUSETTS: (FSU LEADS 12-5)

Home: 5-1...Away: 3-1...Neutral: 4-3

| | | | |
|------|---|-----|----|
| 1991 | W | 2-0 | A |
| 1992 | W | 3-1 | N |
| | L | 2-4 | N% |
| 1993 | W | 5-0 | A |
| 1995 | W | 5-4 | H |
| | W | 4-3 | H |
| | L | 0-8 | A |
| | L | 2-0 | A |
| 1996 | W | 4-1 | N |
| | W | 3-1 | H |
| 1998 | W | 4-0 | N |
| | W | 1-0 | H |
| 1999 | L | 1-2 | H |
| | W | 6-0 | H |
| 2002 | L | 2-3 | N |
| 2003 | L | 1-2 | N |
| 2008 | W | 6-0 | N |

MCNEESE ST: (MCNEESE ST LEADS 2-0)

Home: 0-1...Away: 0-0...Neutral: 0-1

| | | | |
|------|---|-----|---|
| 1985 | L | 0-4 | N |
| 2018 | L | 1-6 | H |

MEMPHIS: (FSU LEADS 1-0)

Home: 1-0...Away: 0-0...Neutral: 0-0

| | | | |
|------|---|--------|---|
| 2007 | W | 8-0(6) | N |
|------|---|--------|---|

MERCER: (FSU LEADS 29-0)

Home: 17-0...Away: 12-0...Neutral: 0-0

| | | | |
|------|---|------|---|
| 1993 | W | 5-0 | H |
| | W | 7-0 | H |
| 1994 | W | 9-3 | H |
| | W | 6-0 | H |
| | W | 6-0 | A |
| | W | 5-0 | A |
| 1995 | W | 3-0 | H |
| | W | 10-2 | H |
| 1996 | W | 4-1 | A |
| | W | 5-2 | A |
| 1997 | W | 1-0 | H |
| | W | 5-1 | H |
| 1998 | W | 5-1 | A |
| | W | 9-1 | A |
| 1999 | W | 9-0 | H |
| | W | 10-0 | H |
| 2000 | W | 7-0 | A |
| | W | 7-4 | A |
| 2001 | W | 4-0 | H |
| | W | 8-0 | H |
| 2002 | W | 2-0 | A |
| | W | 2-1 | A |
| 2002 | W | 11-0 | H |
| 2004 | W | 5-1 | A |
| | W | 8-2 | A |
| 2010 | W | 2-1 | H |
| 2011 | W | 5-4 | H |
| | W | 3-0 | H |
| 2012 | W | 3-0 | H |

MIAMI (OHIO): (FSU LEADS 13-6)

Home: 10-6...Away: 0-0...Neutral: 3-0

| | | | |
|------|---|----------|---|
| 1987 | W | 3-0 | N |
| | W | 3-2 (10) | N |
| 1988 | W | 5-1 | H |
| 1989 | L | 3-4 | H |
| | L | 0-1 | H |
| | W | 5-0 | H |
| 1991 | W | 2-0 | H |
| | L | 0-8 | H |
| | W | 5-1 | H |
| 1992 | L | 0-2 | H |
| 1995 | W | 9-1 | H |
| 1997 | W | 2-1 | H |
| 1998 | L | 1-4 | H |
| | L | 1-3 | H |
| 1999 | W | 2-0 | H |
| | W | 6-2 | H |
| 2000 | W | 8-0 | H |
| 2009 | W | 10-2 | H |
| 2010 | W | 4-0 | N |

MICHIGAN: (MICHIGAN LEADS 25-7-1)

Home: 6-18...Away: 0-4...Neutral: 1-3-1

| | | | |
|------|---|---------|----|
| 1990 | L | 1-0 | H |
| | L | 2-3 | H |
| 1995 | L | 1-2 | H |
| | L | 0-5 | H |
| 1996 | L | 1-6 | H |
| 1999 | L | 0-5 | N |
| 2000 | L | 1-6 | H |
| 2002 | L | 0-1 | H |
| 2004 | W | 1-0 | H |
| | L | 2-1 | A |
| | L | 1-0 | A |
| 2006 | L | 0-9 (6) | H |
| | L | 3-6 | H |
| | L | 0-5 | H |
| | L | 3-11 | N |
| 2007 | L | 4-3 | H |
| | L | 3-2 | H |
| | L | 4-2 | N |
| 2008 | L | 2-6 | A |
| | L | 4-8 | A |
| 2009 | W | 6-5 | H |
| | L | 1-0 | H |
| 2014 | L | 3-17 | H* |
| | W | 6-0 | H* |
| | W | 4-2 | H* |
| 2015 | L | 5-6 | H |
| | L | 1-2 | H |
| 2016 | L | 2-6 | H |
| | L | 3-10 | H |
| | W | 1-0 | N% |
| 2017 | L | 5-5 | N |
| 2018 | L | 0-1 | H |
| | W | 2-0 | H |

MICHIGAN STATE: (FSU LEADS 8-4)

Home: 2-2...Away: 0-1...Neutral: 6-1

| | | | |
|------|---|-----|---|
| 1985 | W | 2-0 | H |
| | W | 5-0 | H |
| 1986 | W | 2-0 | N |
| 1990 | W | 2-0 | N |
| 1996 | W | 6-2 | N |
| 1997 | L | 2-6 | N |
| 1999 | L | 0-3 | H |
| | L | 4-5 | A |
| 2005 | W | 4-1 | N |
| 2008 | L | 2-3 | H |
| 2010 | W | 3-1 | N |
| | W | 7-0 | N |

MIDDLE TENNESSEE: (FSU LEADS 7-0)

Home: 7-0...Away: 0-0...Neutral: 1-0

| | | | |
|------|---|----------|---|
| 2002 | W | 2-1 (10) | H |
| 2003 | W | 11-0 | H |
| | W | 6-3 | H |
| | W | 5-0 | N |
| 2009 | W | 6-1 | H |
| 2011 | W | 10-3 | H |
| | W | 11-1 | H |

MILLIKIN: (FSU LEADS 1-0)

Home: 1-0...Away: 0-0...Neutral: 0-0

| | | | |
|------|---|-----|---|
| 1985 | W | 6-0 | H |
|------|---|-----|---|

MINNESOTA: (FSU LEADS 10-1)

Home: 9-1...Away: 0-0...Neutral: 1-0

| | | | |
|------|---|------|---|
| 1993 | W | 3-1 | N |
| 1999 | W | 5-0 | H |
| | W | 5-2 | H |
| 2004 | W | 3-0 | H |
| 2013 | L | 2-3 | H |
| | W | 4-3 | H |
| 2016 | W | 5-4 | H |
| | W | 2-0 | H |
| 2018 | W | 3-2 | H |
| | W | 9-3 | H |
| 2019 | W | 17-6 | N |

MISSISSIPPI: (FSU LEADS 3-1)

Home: 3-0...Away: 0-0...Neutral: 0-1

| | | | |
|------|---|------|---|
| 1998 | W | 4-2 | H |
| 2000 | L | 2-3 | N |
| 2012 | W | 10-6 | H |
| | W | 8-0 | H |

MISSISSIPPI STATE: (SERIES TIED 7-7)

Home: 3-3...Away: 2-0...Neutral: 2-4

| | | | |
|------|---|----------|----|
| 1984 | W | 1-0 | A |
| | W | 6-2 | A |
| | W | 5-0 | H |
| 1986 | W | 3-1 | H |
| 1999 | L | 1-2 | N |
| 2000 | L | 0-4 | N |
| 2002 | L | 0-2 | H |
| 2003 | L | 1-3 | H |
| 2007 | W | 4-2 | N |
| 2009 | L | 4-5 | H |
| | W | 5-0 | H* |
| 2011 | L | 8-9 (10) | N |
| | L | 7-8 | N |
| 2013 | W | 5-2 | N* |

MISSISSIPPI VALLEY STATE: (FSU LEADS 1-0)

Home: 0-0...Away: 0-0...Neutral: 1-0

| | | | |
|------|---|-----|---|
| 2010 | W | 8-3 | N |
|------|---|-----|---|

MISSISSIPPI U FOR WOMEN: (FSU LEADS 3-0)

Home: 0-0...Away: 3-0...Neutral: 0-0

| | | | |
|------|---|-----|---|
| 1984 | W | 3-0 | A |
| | W | 6-2 | A |
| | W | 2-1 | A |

MISSOURI: (MISSOURI LEADS 7-1)

Home: 0-2...Away: 0-2...Neutral: 1-3

| | | | |
|------|---|----------|---|
| 1985 | L | 0-1 | N |
| 1989 | W | 6-0 | N |
| 1990 | L | 1-2 | H |
| | L | 1-2 (10) | H |
| 1992 | L | 1-2 | N |
| 1998 | L | 1-3 | N |
| 2005 | L | 2-3 (9) | A |
| | L | 3-6 | A |

NEBRASKA: (NEBRASKA LEADS 11-10)

Home: 5-1...Away: 0-4...Neutral: 5-6

| | | | |
|------|---|-----|----|
| 1988 | L | 0-3 | A |
| | L | 0-5 | A |
| 1989 | L | 0-1 | A |
| | L | 2-4 | A |
| 1990 | W | 2-1 | H |
| 1995 | L | 1-6 | N* |
| | W | 6-2 | N* |
| 1997 | W | 2-1 | N |
| 1999 | L | 1-4 | N |
| | L | 0-1 | N |
| 2001 | L | 0-3 | H |



SERIES RECORDS

| | | | |
|------|-------------|--------|---------|
| 2002 |W..... | 4-3 |N% |
| 2004 |L..... | 1-0 |N |
| 2007 |W..... | 2-1(9) |N |
| 2013 |L..... | 0-2 |N |
| 2014 |L..... | 3-4 |N |
| |W..... | 5-1 |N |
| 2015 |W..... | 4-1 |H |
| |W..... | 3-2 |H |
| 2017 |W..... | 9-0 |H |
| |W..... | 8-0 |H |

NEVADA: (FSU LEADS 1-0)

| | | |
|------------------------------------|-----|--------|
| Home: 1-0..Away: 0-0..Neutral: 0-0 | | |
| 1986.....W..... | 8-1 |H |

NEW MEXICO: (FSU LEADS 3-0)

| | | |
|------------------------------------|-----|--------|
| Home: 0-0..Away: 0-0..Neutral: 3-0 | | |
| 1985.....W..... | 3-2 |N |
| 1989.....W..... | 3-2 |N |
| 1991.....W..... | 9-1 |N |

NEW MEXICO STATE: (FSU LEADS 4-0)

| | | | |
|------------------------------------|-------------|--------|--------|
| Home: 0-0..Away: 2-0..Neutral: 2-0 | | | |
| 1995.....W..... | 4-0 |N | |
| 2002.....W..... | 5-0 |N | |
| |W..... | 1-0 |A |
| 2014.....W..... | 11-0 |A | |

NEW ORLEANS: (FSU LEADS 2-0)

| | | | |
|------------------------------------|-------------|--------|--------|
| Home: 0-0..Away: 2-0..Neutral: 0-0 | | | |
| 1984.....W..... | 9-0 |A | |
| |W..... | 10-0 |A |

NICHOLLS STATE: (FSU LEADS 11-2)

| | | | |
|------------------------------------|-------------|----------|--------|
| Home: 7-0..Away: 1-1..Neutral: 3-1 | | | |
| 1984.....L..... | 1-2 |N | |
| 1987.....W..... | 5-0 |H | |
| |W..... | 5-1 |N |
| 1988.....W..... | 1-0 |H | |
| |W..... | 2-1 (10) |H |
| |W..... | 8-3 |H |
| 1989.....W..... | 3-1 (10) |N | |
| |W..... | 2-0 |N |
| |W..... | 1-0 (10) |A |
| |L..... | 0-2 |A |
| 2005.....L..... | 2-0 |H | |
| |W..... | 7-3 |H |
| 2006.....W..... | 11-3 (5) |H | |

UNC-CHARLOTTE: (FSU LEADS 16-0)

| | | | |
|------------------------------------|-------------|--------|--------|
| Home: 9-0..Away: 6-0..Neutral: 1-0 | | | |
| 1994.....W..... | 4-0 |H | |
| |W..... | 7-1 |H |
| |W..... | 8-1 |N |
| 1995.....W..... | 6-0 |A | |
| |W..... | 8-0 |A |
| 1996.....W..... | 7-1 |H | |
| |W..... | 6-0 |H |
| 1997.....W..... | 6-1 |A | |
| |W..... | 3-1 |A |
| 1998.....W..... | 4-1 |H | |
| |W..... | 10-1 |A |
| 1999.....W..... | 12-5 |A | |
| 1999.....W..... | 1-0 |H | |
| |W..... | 5-0 |H |
| |W..... | 8-0 |H |

UNC-GREENSBORO: (FSU LEADS 3-1)

| | | | |
|------------------------------------|-------------|--------|--------|
| Home: 2-1..Away: 0-0..Neutral: 1-0 | | | |
| 2002.....W..... | 3-1 |N | |
| 2011.....L..... | 0-1 (9) |H | |
| |W..... | 13-3 |H |
| 2019.....W..... | 8-0 |H | |

UNC-WILMINGTON: (FSU LEADS 9-0)

| | | | |
|------------------------------------|-------------|--------|--------|
| Home: 4-0..Away: 0-0..Neutral: 5-0 | | | |
| 1987.....W..... | 3-1 |N | |
| |W..... | 2-0 |N |
| 1990.....W..... | 6-1 |H | |
| |W..... | 5-0 |H |
| 1992.....W..... | 7-1 |N | |
| 1993.....W..... | 12-0 |N | |
| 1994.....W..... | 5-0 |N | |
| 2019.....W..... | 7-2 |H | |
| |W..... | 10-0 |H |

NORTH DAKOTA STATE: (FSU LEADS 4-0)

| | | | |
|------------------------------------|-------------|--------|--------|
| Home: 4-0..Away: 0-0..Neutral: 0-0 | | | |
| 2012.....W..... | 2-1 |H | |
| 2014.....W..... | 4-1 |H | |
| |W..... | 9-0 |H |
| |W..... | 5-0 |H |

NORTH FLORIDA: (FSU LEADS 16-1)

| | | | |
|------------------------------------|-------------|--------|--------|
| Home: 8-0..Away: 8-1..Neutral: 0-0 | | | |
| 2007.....W..... | 5-0 |H | |
| |W..... | 2-1 |H |
| 2009.....W..... | 7-0 |A | |
| |L..... | 3-5 |A |
| 2011.....W..... | 9-7 |H | |
| |W..... | 6-1 |H |
| 2012.....W..... | 8-1 |A | |
| |W..... | 5-0 |A |
| 2013.....W..... | 3-1 |H | |
| 2014.....W..... | 11-1 |A | |
| |W..... | 8-0 |A |
| 2015.....W..... | 15-1 |A | |
| 2017.....W..... | 8-0 |H | |
| |W..... | 3-0 |H |
| 2018.....W..... | 13-0 |A | |
| |W..... | 9-6 |A |
| 2019.....W..... | 9-1 |H | |

NORTHERN ILLINOIS: (FSU LEADS 5-3)

| | | | |
|------------------------------------|-------------|--------|--------|
| Home: 4-3..Away: 0-0..Neutral: 1-0 | | | |
| 1988.....L..... | 3-4 |H | |
| |W..... | 2-1 |H |
| 1989.....L..... | 0-3 |H | |
| |L..... | 2-5 |H |
| 1994.....W..... | 3-0 |H | |
| |W..... | 1-0 |H |
| 1995.....W..... | 3-0 |H | |
| 2010.....W..... | 7-1 |N | |

NORTHERN IOWA: (FSU LEADS 8-1)

| | | | |
|------------------------------------|-------------|--------|--------|
| Home: 7-1..Away: 0-0..Neutral: 1-0 | | | |
| 1990.....L..... | 0-1 |H | |
| |W..... | 4-2 |H |
| 1991.....W..... | 3-1 |H | |
| |W..... | 2-1 |H |
| 1992.....W..... | 2-0 |H | |
| 1993.....W..... | 7-0 |H | |
| 1998.....W..... | 3-0 |H | |
| 2000.....W..... | 6-2 |H | |
| 2018.....W..... | 9-0 |N | |

NORTHWESTERN: (FSU LEADS 9-2)

| | | | |
|------------------------------------|-------------|--------|--------|
| Home: 6-0..Away: 0-0..Neutral: 3-2 | | | |
| 1991.....W..... | 2-0 |N | |
| 1992.....W..... | 10-0 |H | |
| |W..... | 1-0 |H |
| 1994.....L..... | 2-8 |N | |
| 1997.....W..... | 2-0 |N | |
| 2001.....W..... | 2-1 |H | |
| |W..... | 8-2 |H |
| 2011.....L..... | 0-3 |N | |
| 2012.....W..... | 1-0 |N | |
| 2017.....W..... | 3-2 |H | |
| |W..... | 7-0 |H |

OHIO: (FSU LEADS 7-0)

| | | | |
|------------------------------------|-------------|---------|--------|
| Home: 2-0..Away: 0-0..Neutral: 5-0 | | | |
| 1986.....W..... | 10-0 |N | |
| |W..... | 5-1 |N |
| 1987.....W..... | 3-0 |N | |
| |W..... | 6-2 |N |
| 1995.....W..... | 2-0 |N* | |
| 2000.....W..... | 8-1 |H | |
| |W..... | 6-1 |H |

OHIO STATE: (FSU LEADS 11-3)

| | | | |
|------------------------------------|-------------|----------|--------|
| Home: 5-1..Away: 0-0..Neutral: 6-2 | | | |
| 1984.....W..... | 5-2 |N | |
| 1985.....W..... | 6-0 |H | |
| |W..... | 3-2 |H |
| |W..... | 11-1 |H |
| 1986.....W..... | 8-0 |N | |
| |W..... | 3-2 |N |
| 1988.....W..... | 6-1 |H | |
| |W..... | 2-1 (10) |H |
| 1992.....W..... | 1-0 |N | |
| |L..... | 0-3 |N |
| 1996.....L..... | 0-1 |H | |
| 1997.....W..... | 7-2 |N | |
| 2002.....L..... | 1-2 (11) |N | |
| 2019.....W..... | 3-1 |N | |

OKLAHOMA: (FSU LEADS 7-6)

| | | | |
|------------------------------------|-------------|---------|--------|
| Home: 1-0..Away: 0-0..Neutral: 6-6 | | | |
| 1987.....L..... | 0-1 |N | |
| |W..... | 6-1 |N |
| 1990.....L..... | 0-1 (8) |N | |
| |W..... | 3-2 |H |
| 1991.....W..... | 7-1 |N | |
| 1994.....L..... | 1-3 |N* | |
| 1997.....W..... | 2-1 |N | |
| 2002.....W..... | 1-0 |N | |
| 2004.....W..... | 3-2 |N | |
| 2005.....L..... | 0-3 |N | |
| 2009.....L..... | 1-3 |N | |
| 2013.....L..... | 0-6 |N | |
| 2019.....W..... | 7-4 |N | |

OKLAHOMA CITY COLLEGE: (FSU LEADS 2-0)

| | | |
|------------------------------------|-----|--------|
| Home: 0-0..Away: 0-0..Neutral: 2-0 | | |
| 1988.....W..... | 5-0 |N |
| 1992.....W..... | 2-1 |N |

OKLAHOMA STATE: (OSU LEADS 12-8)

| | | | |
|------------------------------------|-------------|---------|---------|
| Home: 0-2..Away: 1-2..Neutral: 7-8 | | | |
| 1986.....W..... | 3-2 |N | |
| |W..... | 2-1 |N |
| 1987.....L..... | 1-4 |A | |
| |W..... | 2-0 |A |
| 1990.....L..... | 1-2(8) |A | |
| |L..... | 1-4 |N% |
| 1991.....W..... | 2-0 |N* | |
| |W..... | 4-3 |N* |
| 1993.....L..... | 2-5 |N% | |
| 1994.....L..... | 0-1 |N | |
| |L..... | 0-1 |N |
| 1995.....L..... | 1-5 |N | |
| |W..... | 7-4 |N |
| 1998.....L..... | 0-4 |N* | |
| 2009.....L..... | 0-1 |H* | |
| |L..... | 0-1 |H* |
| 2015.....W..... | 4-1 |N | |
| 2019.....L..... | 1-3 (9) |N | |
| |W..... | 4-1 |N |
| |L..... | 2-3 |N |

ONONDAGA JC: (FSU LEADS 4-0)

| | | | |
|------------------------------------|-------------|--------|--------|
| Home: 4-0..Away: 0-0..Neutral: 0-0 | | | |
| 1984.....W..... | 4-1 |H | |
| |W..... | 10-0 |H |
| 1985.....W..... | 10-0 |H | |
| |W..... | 8-1 |H |

OREGON: (OREGON LEADS 9-6)

| | | | |
|------------------------------------|-------------|---------|---------|
| Home: 3-3..Away: 0-3..Neutral: 3-3 | | | |
| 1995.....W..... | 3-2 |N | |
| 1996.....W..... | 1-0 |N | |
| 1997.....L..... | 1-6 |N | |
| 1998.....L..... | 0-2 |N | |
| 2003.....L..... | 3-1 |H | |
| 2004.....W..... | 5-4 |H* | |
| |L..... | 1-0 |H* |
| |W..... | 2-0 |H* |
| 2014.....L..... | 0-3 |N% | |
| 2017.....L..... | 0-11 |A | |
| |L..... | 1-3 |A |
| |L..... | 1-2 |A |
| 2018.....L..... | 0-5 |H | |
| |W..... | 2-1 |H |
| |W..... | 4-1 |N% |

OREGON STATE: (OREGON STATE LEADS 3-0)

| | | | |
|------------------------------------|-------------|--------|---------|
| Home: 0-0..Away: 0-0..Neutral: 0-3 | | | |
| 2003.....L..... | 0-2 |N | |
| |L..... | 1-2 |N* |
| 2011.....L..... | 5-6 |N | |

PACIFIC: (FSU LEADS 2-1)

| | | |
|------------------------------------|-----|--------|
| Home: 0-0..Away: 0-1..Neutral: 2-0 | | |
| 1991.....W..... | 4-3 |N |
| 2000.....L..... | 2-5 |A |
| 2003.....W..... | 8-1 |N |

PENN: (FSU LEADS 1-0)

| | | |
|------------------------------------|------|--------|
| Home: 0-0..Away: 0-0..Neutral: 1-0 | | |
| 2018.....W..... | 12-0 |N |

PENN STATE: (FSU LEADS 7-1)

| | | |
|------------------------------------|----------|--------|
| Home: 3-1..Away: 0-0..Neutral: 4-0 | | |
| 1984.....W..... | 5-0 |N |
| 1992.....W..... | 7-0 |N |
| 1994.....W..... | 6-2 |N |
| 1996.....W..... | 4-3 |N |
| 1998.....W..... | 3-0 |H |
| 2002.....W..... | 4-0 |H |
| 2003.....L..... | 3-4 (11) |H |
| 2004.....W..... | 8-0 |H |

PORTLAND STATE: (FSU LEADS 2-0)

| | | | |
|------------------------------------|-------------|--------|--------|
| Home: 0-0..Away: 0-0..Neutral: 2-0 | | | |
| 2018.....W..... | 18-1 |N | |
| |W..... | 9-0 |N |

PRESBYTERIAN: (FSU LEADS 1-0)

| | | |
|------------------------------------|-----|--------|
| Home: 1-0..Away: 0-0..Neutral: 0-0 | | |
| 2013.....W..... | 8-0 |H |

PRINCETON: (FSU LEADS 11-0)

| | | | |
|------------------------------------|-------------|---------|--------|
| Home: 8-0..Away: 0-0..Neutral: 3-0 | | | |
| 1990.....W..... | 5-0 |H | |
| |W..... | 6-0 |H |
| 1991.....W..... | 4-3 |N | |
| 1992.....W..... | 7-0 |H | |
| |W..... | 2-1 |H |
| 1994.....W..... | 2-1 |H | |
| 2000.....W..... | 4-3 |H | |
| |W..... | 2-0 |H |
| 2002.....W..... | 5-1 |N | |
| 2003.....W..... | 5-1 |N | |
| 2017.....W..... | 3-0 |H* | |

PROVIDENCE: (PROVIDENCE LEADS 1-0)

| | | |
|------------------------------------|-----|---------|
| Home: 0-0..Away: 0-0..Neutral: 0-1 | | |
| 1994.....L..... | 0-4 |N* |



SERIES RECORDS

PURDUE: (FSU LEADS 5-1)

| |
|--------------------------------------|
| Home: 1-1...Away: 0-0...Neutral: 4-0 |
| 1998.....W.....8-1.....N |
|W.....5-4.....N |
|L.....0-1.....H |
| 2009.....W.....8-0.....H |
| 2014.....W.....2-1.....N |
|W.....4-1.....N |

QUINCY COLLEGE: (FSU LEADS 2-0)

| |
|--------------------------------------|
| Home: 2-0...Away: 0-0...Neutral: 0-0 |
| 1985.....W.....4-2.....H |
|W.....1-0.....H |

RADFORD: (FSU LEADS 4-2)

| |
|--------------------------------------|
| Home: 2-0...Away: 0-0...Neutral: 2-2 |
| 1984.....W.....8-0.....N |
| 2005.....W.....4-0.....H |
| 2007.....W.....2-1.....H |
| 2010.....W.....10-1.....N* |
|L.....2-3.....N* |
| 2012.....L.....2-3.....N |

RHODE ISLAND: (FSU LEADS 3-0)

| |
|--------------------------------------|
| Home: 3-0...Away: 0-0...Neutral: 0-0 |
| 1991.....W.....6-0.....H |
| 1993.....W.....10-0.....H |
| 2004.....W.....11-0.....H |

RIDER COLLEGE: (FSU LEADS 2-0)

| |
|--------------------------------------|
| Home: 2-0...Away: 0-0...Neutral: 0-0 |
| 1984.....W.....10-0.....H |
|W.....4-0.....H |

ROBERT MORRIS: (FSU LEADS 5-1)

| |
|--------------------------------------|
| Home: 4-0...Away: 0-0...Neutral: 1-1 |
| 1992.....W.....1-0.....H |
|W.....14-1.....H |
| 1994.....L.....0-1.....N |
| 1995.....W.....3-0.....N |
| 1998.....W.....4-1.....H |
| 2004.....W.....9-1.....H |

RUTGERS: (FSU LEADS 7-1)

| |
|--------------------------------------|
| Home: 5-0...Away: 0-0...Neutral: 2-1 |
| 1985.....W.....4-0.....H |
| 1986.....W.....3-0.....H |
| 1987.....W.....4-0.....N |
| 1992.....W.....1-0.....H |
|W.....8-4.....H |
| 2002.....W.....5-1.....N |
| 2003.....W.....6-0.....H |
| 2012.....L.....0-1.....N |

SACRAMENTO STATE: (FSU LEADS 1-0)

| |
|--------------------------------------|
| Home: 0-0...Away: 0-0...Neutral: 1-0 |
| 1991.....W.....4-0.....N |

SAGINAW VALLEY STATE: (FSU LEADS 3-0)

| |
|--------------------------------------|
| Home: 2-0...Away: 0-0...Neutral: 1-0 |
| 1984.....W.....1-0.....H |
|W.....7-2.....H |
| 1985.....W.....6-0.....N |

ST. JOHN'S: (FSU LEADS 5-1)

| |
|--------------------------------------|
| Home: 4-1...Away: 0-0...Neutral: 1-0 |
| 2002.....W.....8-3.....H |
| 2004.....W.....7-4.....H |
| 2006.....W.....7-2.....H |
| 2011.....L.....5-11.....H |
| 2012.....W.....5-1.....H |
| 2016.....W.....5-2.....N |

ST. JOSEPH'S: (FSU LEADS 3-0)

| |
|--------------------------------------|
| Home: 3-0...Away: 0-0...Neutral: 0-0 |
| 2004.....W.....7-0.....H |
|W.....14-0.....H |
| 2005.....W.....4-0.....H |

ST. LOUIS CC: (FSU LEADS 2-0)

| |
|--------------------------------------|
| Home: 2-0...Away: 0-0...Neutral: 0-0 |
| 1984.....W.....15-0.....H |
|W.....11-1.....H |

ST. MARY'S (CA): (FSU LEADS 1-0)

| |
|--------------------------------------|
| Home: 0-0...Away: 0-0...Neutral: 1-0 |
| 2014.....W.....12-3.....N |

ST. MARY'S (TEXAS): (FSU LEADS 1-0)

| |
|--------------------------------------|
| Home: 0-0...Away: 0-0...Neutral: 1-0 |
| 1986.....W.....2-1.....N |

SAM HOUSTON: (SERIES TIED 1-1)

| |
|--------------------------------------|
| Home: 0-0...Away: 0-0...Neutral: 1-1 |
| 1986.....W.....3-2.....N |
| 1990.....L.....0-2.....N |

SAMFORD: (FSU LEADS 14-0)

| |
|---------------------------------------|
| Home: 12-0...Away: 0-0...Neutral: 2-0 |
| 1991.....W.....2-1.....H |
|W.....6-0.....H |
|W.....4-0.....N |
| 1992.....W.....10-0.....H |
|W.....7-0.....H |
|W.....4-3.....N |
| 1993.....W.....3-1.....H |
|W.....8-4.....H |
| 1995.....W.....14-0.....H |
| 2006.....W.....7-2.....H |
| 2007.....W.....13-5.....H |
|W.....8-0(6).....H |
| 2019.....W.....13-0.....H |
|W.....13-1.....H |

SAN DIEGO STATE: (SAN DIEGO STATE LEADS 3-2)

| |
|--------------------------------------|
| Home: 0-0...Away: 0-0...Neutral: 2-3 |
| 2001.....W.....2-1(8).....N |
| 2011.....L.....2-10.....N |
| 2012.....L.....0-1.....N* |
|L.....0-1.....N* |
| 2017.....W.....6-4.....N |

SETON HALL: (FSU LEADS 1-0)

| |
|--------------------------------------|
| Home: 0-0...Away: 0-0...Neutral: 1-0 |
| 2007.....W.....4-2.....N |

SOUTH ALABAMA: (FSU LEADS 7-4)

| |
|--------------------------------------|
| Home: 3-1...Away: 4-3...Neutral: 0-0 |
| 2009.....W.....6-1.....H |
| 2010.....W.....2-0.....A |
| 2011.....W.....6-0.....H |
| 2012.....L.....1-3.....H |
| 2013.....L.....0-4.....A |
|W.....2-1.....A* |
|L.....0-3.....A* |
|W.....7-6(8).....A* |
| 2018.....L.....1-3.....A |
|W.....14-1.....A |
| 2019.....W.....4-1.....H |

SOUTH CAROLINA: (FSU LEADS 27-21)

| |
|---------------------------------------|
| Home: 14-6...Away: 6-9...Neutral: 6-6 |
| 1985.....L.....0-2.....H |
|W.....2-0.....H |
| 1986.....W.....3-0.....A |
| 1987.....L.....0-4.....N |
|L.....0-2.....N |
|W.....1-0(9).....A |
|L.....1-3.....A |
|L.....0-1.....A |
|W.....2-1.....A |
| 1988.....L.....1-5.....N |
|L.....0-1(9).....A |
|L.....1-3.....A |
| 1989.....L.....1-2(10).....N* |
| 1990.....L.....0-2(9).....H |
|W.....3-0.....H |
| 1991.....L.....3-4.....N |
|W.....4-1.....N |
| 1992.....W.....3-2.....N |
|W.....2-0.....H |
|W.....6-0.....H |
|W.....2-0.....H |
| 1993.....L.....4-6.....A |
|W.....7-0.....A |
|W.....8-0.....A |
| 1994.....L.....2-3.....H |
|W.....3-1.....H |
| 1995.....L.....1-2.....A |
|L.....2-3.....A |
|L.....3-6.....A |
|W.....6-0.....N |
| 1996.....W.....4-2.....N |
|W.....5-1.....H |
|L.....3-5.....H |
|W.....2-1.....H |
| 1998.....L.....0-3.....N |
| 2002.....L.....0-4.....H |
| 2004.....W.....3-1.....N |
| 2005.....W.....4-2.....H |
| 2006.....W.....4-3.....H |
|L.....2-4.....H |
| 2007.....W.....8-3.....H |
| 2015.....W.....4-3.....N |
| 2016.....W.....4-0.....H* |
|W.....2-1.....H* |
| 2017.....L.....2-7.....A |
|W.....3-1.....A |
| 2019.....W.....7-6.....H |

SOUTH DAKOTA STATE: (FSU LEADS 2-0)

| |
|--------------------------------------|
| Home: 2-0...Away: 0-0...Neutral: 0-0 |
| 2010.....W.....12-0.....H |
|W.....6-0.....H |

SOUTH FLORIDA: (FSU LEADS 1-0)

| |
|--------------------------------------|
| Home: 1-0...Away: 0-0...Neutral: 0-0 |
| 2019.....W.....12-1.....H |

SE LOUISIANA: (FSU LEADS 2-0)

| |
|--------------------------------------|
| Home: 2-0...Away: 0-0...Neutral: 0-0 |
| 2003.....W.....4-1.....H |
| 2005.....W.....6-0.....H |

SW MISSOURI STATE: (FSU LEADS 2-1)

| |
|--------------------------------------|
| Home: 2-0...Away: 0-0...Neutral: 0-1 |
| 1985.....W.....4-3.....H |
|L.....0-1.....N |
| 1989.....W.....14-0.....H |

SOUTHERN ILLINOIS: (FSU LEADS 8-4)

| |
|--------------------------------------|
| Home: 6-3...Away: 0-0...Neutral: 2-1 |
| 1988.....W.....5-1.....H |
|L.....1-2.....H |
| 1989.....W.....4-2.....H |
| 1990.....W.....4-0.....H |
| 1993.....W.....1-0.....H |
| 1996.....L.....3-4.....H |
| 2002.....W.....2-1.....H |

| |
|--------------------------|
| 2005.....L.....0-4.....H |
| 2007.....L.....4-1.....N |
|W.....6-0.....H |
| 2010.....W.....9-1.....N |
| 2012.....W.....2-0.....N |

SOUTHERN MISS: (FSU LEADS 14-5)

| |
|--------------------------------------|
| Home: 9-4...Away: 2-0...Neutral: 3-1 |
| 1984.....W.....1-0.....A |
|W.....1-0.....A |
|W.....3-0.....N |
| 1987.....W.....13-3.....H |
| 1990.....W.....4-0.....N |
|W.....11-0.....N |
| 1999.....L.....0-1.....N |
| 2000.....L.....0-9.....H |
|L.....1-4.....H |
| 2004.....W.....5-1.....H |
|W.....9-1.....H |
| 2007.....W.....2-0.....H |
|W.....6-1.....H |
| 2008.....W.....11-3.....H |
| 2010.....L.....1-2.....H |
| 2013.....L.....1-2.....H |
| 2014.....W.....5-1.....H |
|W.....11-0.....H |
|W.....12-0.....H |

STANFORD: (SERIES EVEN 2-2)

| |
|--------------------------------------|
| Home: 0-0...Away: 0-0...Neutral: 2-2 |
| 1985.....W.....9-1.....N |
| 1988.....L.....0-1.....N* |
| 2013.....L.....1-3.....N |
| 2017.....W.....8-2.....N |

STEPHEN F. AUSTIN: (FSU LEADS 5-1)

| |
|--------------------------------------|
| Home: 1-0...Away: 0-0...Neutral: 3-1 |
| 1984.....L.....0-2.....N |
| 1990.....W.....5-2.....N |
| 2009.....W.....4-3.....N |
|W.....10-5.....N |
| 2012.....W.....4-3(8).....H |
| 2016.....W.....11-0.....H |

STETSON: (FSU LEADS 14-1)

| |
|--------------------------------------|
| Home: 9-0...Away: 2-0...Neutral: 3-1 |
| 1985.....W.....2-1.....H |
|W.....4-1.....N |
| 1987.....L.....7-0.....N |
|L.....3-4.....N |
|W.....16-0.....N |
| 1989.....W.....6-0.....H |
| 1990.....W.....3-2.....H |
| 1994.....W.....7-0.....H |
|W.....5-0.....H |
| 1995.....W.....8-0.....H |
|W.....2-0.....H |
| 1996.....W.....1-0.....H |
|W.....6-2.....H |
| 2000.....W.....2-0.....A |
|W.....8-2.....A |

SUSQUEHANNA: (FSU LEADS 2-0)

| |
|--------------------------------------|
| Home: 2-0...Away: 0-0...Neutral: 0-0 |
| 1985.....W.....11-0.....H |
|W.....8-2.....H |

TEMPLE: (FSU LEADS 12-1)

| |
|--------------------------------------|
| Home: 6-0...Away: 0-0...Neutral: 6-1 |
| 1985.....W.....2-0.....H |
|W.....3-0.....H |
| 1986.....W.....7-0.....N |
|W.....2-0.....N |
| 1987.....L.....0-1(8).....N |
|W.....6-3.....N |
|W.....5-0.....N |
| 1988.....W.....3-0.....H |
|W.....2-0.....H |
|W.....4-3.....N |
| 1989.....W.....2-1.....H |
|W.....8-2.....H |
|W.....3-1.....N |



SERIES RECORDS

TENNESSEE: (UT LEADS 5-2)

| | | | |
|-----------|-----------|--------------|----|
| Home: 0-0 | Away: 1-2 | Neutral: 0-3 | |
| 2006 | L | 0-1 | N |
| 2008 | L | 5-8 | N |
| 2015 | L | 1-4 | N |
| | W | 2-3 | AG |
| | W | 6-1 | AG |
| | L | 2-1 | AG |
| 2019 | W | 5-2 | N |

UT-CHATTANOOGA: (FSU LEADS 9-0)

| | | | |
|-----------|-----------|--------------|----|
| Home: 4-0 | Away: 2-0 | Neutral: 3-0 | |
| 1996 | W | 5-2 | N |
| 1997 | W | 3-1 | H |
| 2000 | W | 1-0 | A |
| | W | 2-1 | A |
| 2001 | W | 4-1 | H |
| | W | 3-2 (10) | H |
| 2002 | W | 1-0 (8) | N* |
| 2008 | W | 5-3 | N* |
| 2012 | W | 1-0 | H |

TENNESSEE STATE: (FSU LEADS 1-0)

| | | | |
|-----------|-----------|--------------|---|
| Home: 1-0 | Away: 0-0 | Neutral: 0-0 | |
| 2013 | W | 8-0 | H |

TENNESSEE TECH: (FSU LEADS 5-1)

| | | | |
|-----------|-----------|--------------|---|
| Home: 2-0 | Away: 0-0 | Neutral: 3-1 | |
| 1986 | W | 8-0 | N |
| | W | 11-1 | N |
| 1987 | W | 10-0 | N |
| 2007 | L | 9-8 (8) | N |
| 2012 | W | 5-2 | H |
| | W | 8-0 | H |

TEXAS: (UT LEADS 7-4)

| | | | |
|-----------|-----------|--------------|----|
| Home: 1-0 | Away: 1-3 | Neutral: 2-4 | |
| 1998 | L | 1-9 | N |
| 2000 | L | 0-1 | N |
| 2002 | W | 1-0 | H |
| | L | 2-4 | N |
| 2004 | W | 2-1 | N |
| 2005 | L | 2-7 | N |
| 2009 | L | 2-3 | A |
| | W | 6-4 | A |
| | W | 2-0 | N |
| 2013 | L | 2-3 | A* |
| | L | 0-4 | A* |

TEXAS A&M: (TEXAS A&M LEADS 6-4)

| | | | |
|-----------|-----------|--------------|----|
| Home: 1-1 | Away: 0-1 | Neutral: 3-4 | |
| 1984 | L | 2-6 | N |
| 1985 | L | 1-2 | A |
| 1986 | W | 1-0 | N |
| 1988 | L | 0-1 | N* |
| 1990 | W | 3-1 | N |
| | W | 5-0 | N* |
| 1994 | L | 3-7 | H |
| 2004 | W | 8-0 | H |
| 2008 | L | 0-7 | N |
| 2017 | L | 0-2 | N |

TEXAS-ARLINGTON: (UTA LEADS 1-0)

| | | | |
|-----------|-----------|--------------|---|
| Home: 0-0 | Away: 0-0 | Neutral: 0-1 | |
| 1990 | L | 0-2 | N |

TEXAS STATE: (FSU LEADS 2-0)

| | | | |
|-----------|-----------|--------------|---|
| Home: 0-0 | Away: 2-0 | Neutral: 0-0 | |
| 2018 | W | 4-2 | A |
| | W | 8-0 | A |

TEXAS TECH: (TEXAS TECH LEADS 4-1)

| | | | |
|-----------|-----------|--------------|----|
| Home: 0-0 | Away: 0-0 | Neutral: 1-4 | |
| 2000 | W | 3-0 | N |
| 2002 | L | 1-4 (8) | N |
| | L | 7-8 (9) | N |
| 2003 | L | 0-1 | N* |
| 2010 | L | 1-2 | N |

TOLEDO: (FSU LEADS 9-1)

| | | | |
|-----------|-----------|--------------|---|
| Home: 7-1 | Away: 0-0 | Neutral: 2-0 | |
| 1985 | W | 3-2 | H |
| 1986 | W | 4-0 | H |
| 1987 | L | 0-3 | H |
| | W | 9-6 | H |
| | W | 8-1 | H |
| 1991 | W | 1-0 | N |
| 1993 | W | 11-0 | H |
| | W | 4-0 | H |
| 1999 | W | 9-1 | H |
| 2019 | W | 5-4 | N |

TROY: (FSU LEADS 30-12-1)

| | | | |
|------------|-----------|--------------|---|
| Home: 22-7 | Away: 8-4 | Neutral: 0-1 | |
| 1995 | W | 3-1 | H |
| | W | 3-0 | H |
| 1996 | W | 5-2 | H |
| | L | 1-2 | H |
| 1997 | W | 3-2 | A |
| | L | 1-1 | A |
| 1998 | L | 0-5 | H |
| | W | 5-4 | H |
| 1999 | W | 6-1 | H |
| | W | 7-0 | H |
| 2000 | W | 2-1 | H |
| 2001 | W | 11-0 | H |
| | W | 1-0 | A |
| | L | 1-2 | A |
| 2002 | L | 2-4 | N |
| | W | 7-2 | H |
| | W | 9-1 | H |
| 2003 | W | 8-3 | A |
| | W | 7-1 | A |
| 2004 | W | 11-2 | H |
| | W | 6-2 | H |
| 2005 | L | 3-5 | A |
| | L | 1-3 | A |
| 2006 | W | 4-3 | H |
| | L | 2-4 | H |
| 2007 | W | 5-3 | A |
| | W | 4-2 | A |
| 2008 | L | 1-3 | H |
| | L | 0-3 | H |
| | W | 3-2 | H |
| 2009 | W | 2-0 | H |
| | W | 6-0 | H |
| | W | 1-0 | H |
| 2012 | L | 3-4 | A |
| 2013 | W | 12-6 | H |
| | L | 3-6 | H |
| | W | 8-0 | H |
| 2015 | L | 4-6 | H |
| 2017 | W | 9-3 | A |
| | W | 2-0 | A |
| 2018 | W | 12-2 | H |
| | W | 9-1 | H |
| 2019 | W | 4-1 | H |

TULSA: (TULSA LEADS 2-1)

| | | | |
|-----------|-----------|--------------|---|
| Home: 0-2 | Away: 1-0 | Neutral: 0-0 | |
| 2013 | L | 2-3 (8) | H |
| | L | 1-4 | H |
| 2016 | W | 8-0 | A |

UAB: (FSU LEADS 6-1)

| | | | |
|-----------|-----------|--------------|----|
| Home: 5-0 | Away: 0-0 | Neutral: 0-1 | |
| 2002 | W | 9-0 | H |
| | W | 5-3 | H |
| | W | 4-1 | H |
| 2011 | L | 0-2 | N* |
| | W | 13-1 | N* |
| 2016 | W | 10-0 | H |
| | W | 10-0 | H |

UCF: (FSU LEADS 19-5)

| | | | |
|-----------|-----------|--------------|----|
| Home: 9-2 | Away: 9-3 | Neutral: 1-0 | |
| 2002 | W | 10-2 | N |
| 2003 | W | 2-1(9) | H |
| | W | 2-0 | H |
| 2004 | W | 2-1 | A |
| | W | 3-2 | A |
| 2005 | L | 1-2 | H |
| | W | 1-0 | H |
| 2006 | W | 2-0 | A |
| | W | 8-2 | A |
| 2007 | L | 0-1(12) | H |
| | W | 8-3 | H |
| 2008 | L | 0-2 | A |
| | L | 1-4 | A |
| 2010 | W | 6-1 | A |
| 2011 | L | 1-2 | A |
| 2012 | W | 6-2 (9) | H |
| 2013 | W | 10-3 | A |
| 2014 | W | 6-1 | H |
| 2015 | W | 2-1 | H* |
| | W | 5-0 | H* |
| 2016 | W | 7-1 | H |
| 2017 | W | 4-0 | A |
| 2019 | W | 2-1 | A |
| | W | 9-3 | A |

UCLA: (UCLA LEADS 9-8)

| | | | |
|-----------|-----------|--------------|----|
| Home: 0-0 | Away: 1-0 | Neutral: 7-9 | |
| 1990 | L | 1-3 | N% |
| 1991 | L | 2-5 | N |
| | L | 0-1 | N% |
| 1994 | L | 0-3 | N |
| 1996 | L | 0-4 | N |
| 2000 | L | 0-3 | N |
| | L | 1-6 | N* |
| | L | 1-7 | N* |
| 2002 | W | 2-1 (9) | N% |
| 2012 | W | 2-1 | N* |
| 2015 | W | 5-1 | N |
| 2016 | W | 3-0 | A |
| | W | 8-4 | N% |
| 2017 | W | 2-1 | N |
| 2018 | L | 4-7 | N% |
| | W | 3-1 | N% |
| | W | 12-6 | N% |

ULM: (FSU LEADS 3-0-1)

| | | | |
|-----------|-----------|--------------|---|
| Home: 1-0 | Away: 0-0 | Neutral: 2-0 | |
| 1984 | T | 0-0 | A |
| 1985 | W | 1-0 | N |
| | W | 10-1 | N |
| 1988 | W | 5-1 | H |

UNLV: (FSU LEADS 5-1)

| | | | |
|-----------|-----------|--------------|----|
| Home: 0-0 | Away: 0-0 | Neutral: 5-1 | |
| 1990 | W | 4-1 | N% |
| 1991 | W | 3-1 | N% |
| 1992 | W | 4-0 | N* |
| 1996 | L | 2-3 | N |
| 1999 | W | 9-6 | N |
| 2004 | W | 2-1 | N |

USC UPSTATE: (FSU LEADS 1-0)

| | | | |
|-----------|-----------|--------------|---|
| Home: 1-0 | Away: 0-0 | Neutral: 0-0 | |
| 2015 | W | 2-0 | H |

USF: FSU LEADS (40-13)

| | | | |
|------------|------------|---------------|---|
| Home: 14-4 | Away: 16-7 | Neutral: 10-2 | |
| 1985 | W | 2-1 | A |
| | L | 3-4 | A |
| | W | 2-1 | H |
| | W | 2-1 | H |
| | L | 1-2 | H |
| | W | 1-0 | A |
| | W | 1-0 | A |
| 1986 | W | 1-0 | H |
| | W | 2-1 | N |
| | W | 3-0 | N |
| 1987 | L | 3-7 | A |
| | W | 5-4 | N |
| | L | 0-2 | N |

| | | | |
|------|---|-----------|----|
| | W | 1-0 | N |
| 1988 | W | 2-1 | A |
| | W | 8-5 (11) | A |
| | W | 8-1 | A |
| 1989 | W | 4-2 | H |
| | W | 8-1 | H |
| | W | 2-0 | N |
| 1990 | W | 2-1 | A |
| | W | 4-1 | A |
| | W | 2-0 | A |
| 1991 | W | 2-0 | A |
| | L | 0-2 | A |
| | W | 6-5 | N |
| | W | 6-5 | N |
| 1992 | W | 5-1 | A |
| | W | 3-0 | A |
| | W | 1-0 | H |
| 1993 | W | 10-0 | H |
| | W | 7-0 | H |
| | W | 1-0 | N |
| 1994 | W | 2-0 | N |
| | W | 4-2 | A |
| | W | 6-5 | A |
| 1995 | W | 4-0 | H |
| | L | 3-4 | H |
| | L | 0-3 | N |
| 1996 | W | 1-0 | A |
| | L | 1-4 | A |
| | W | 3-1 | N* |
| | W | 6-0 | N* |
| 1997 | L | 3-4 | H |
| | L | 1-3 | H |
| 1998 | W | 2-1 | A |
| | L | 2-3 | A |
| 1999 | L | 1-2 | A |
| | W | 2-1 | H |
| | W | 5-1 | H |
| 2012 | L | 1-2 | H |
| 2014 | W | 2-0 (11)* | A |
| | W | 2-1 | H |

UTAH: (UTAH LEADS 8-5)

| | | | |
|-----------|-----------|--------------|----|
| Home: 3-1 | Away: 0-1 | Neutral: 2-6 | |
| 1986 | L | 2-6 | N |
| 1988 | W | 3-0 | N |
| | L | 4-8 | N |
| 1993 | L | 2-3 | N |
| 1997 | L | 2-6 | N |
| 1998 | W | 2-1 | N |
| | L | 1-4 | N |
| 1999 | L | 1-5 | N |
| 2005 | L | 5-8 | A |
| 2011 | L | 4-5 | H |
| | W | 7-3 | H |
| 2016 | W | 6-2 | H6 |
| | W | 3-0 | H6 |

UTAH STATE: (FSU LEADS 3-1)

| | | | |
|-----------|-----------|--------------|---|
| Home: 0-0 | Away: 0-0 | Neutral: 3-1 | |
| 1985 | L | 0-2 | N |
| 1994 | W | 5-3 | N |
| 1996 | W | 6-5 | N |
| 1999 | W | 12-3 | N |

UTEP: (FSU LEADS 1-0)

| | | | |
|-----------|-----------|--------------|---|
| Home: 0-0 | Away: 0-0 | Neutral: 1-0 | |
| 2014 | W | 8-0 | N |

VALPARAISO: (FSU LEADS 3-0)

| | | | |
|-----------|-----------|--------------|---|
| Home: 2-0 | Away: 1-0 | Neutral: 0-0 | |
| 1986 | W | 5-0 | H |
| | W | 2-0 | H |
| 2016 | W | 16-5 | A |

VILLANOVA: (VILLANOVA LEADS 1-0)

| | | | |
|-----------|-----------|--------------|---|
| Home: 0-0 | Away: 0-0 | Neutral: 0-1 | |
| 2000 | L | 2-3 | N |



10 WCWS APPEARANCES • 17 ACC CHAMPIONSHIPS • 32 NCAA APPEARANCES

SERIES RECORDS

WASHINGTON (SERIES TIED 7-7)

Home: 0-1...Away: 0-0...Neutral: 7-6

| | | | |
|------|---|------|----|
| 1996 | L | 6-13 | N |
| | L | 1-3 | N |
| 1997 | L | 3-8 | N |
| 1998 | W | 1-0 | N |
| 2002 | L | 4-6 | H |
| | W | 3-2 | N |
| 2004 | W | 7-1 | N |
| | W | 2-0 | N% |
| 2007 | W | 3-1 | N |
| 2008 | L | 3-4 | N |
| 2009 | L | 1-4 | N |
| 2013 | L | 0-2 | N |
| 2018 | W | 1-0 | N% |
| | W | 8-3 | N% |

WEST FLORIDA: (FSU LEADS 47-4)

Home: 21-2...Away: 24-2...Neutral: 2-0

| | | | |
|------|---|----------|---|
| 1983 | W | 10-4 | A |
| | W | 10-9 | A |
| | W | 3-1 | A |
| | W | 17-4 | H |
| | W | 5-1 | N |
| 1986 | W | 5-0 | H |
| | W | 6-0 | H |
| | W | 3-0 | A |
| | W | 5-1 | A |
| 1987 | W | 1-0 | A |
| | W | 4-0 | A |
| 1988 | W | 1-0 (8) | H |
| | W | 1-0 | H |
| | W | 5-3 | A |
| | L | 1-2 | A |
| 1989 | W | 3-2 (10) | H |
| | L | 1-5 | H |
| | W | 3-2 | A |
| | W | 3-0 | A |
| 1990 | W | 1-0 | H |
| | W | 1-0 | H |
| | W | 2-0 (11) | A |
| | W | 6-0 | A |
| 1991 | W | 4-3 | H |
| | L | 0-5 | H |
| | W | 1-0 | A |
| | W | 7-0 | A |
| 1992 | W | 2-0 | H |
| | W | 2-0 | H |
| | W | 6-0 | A |
| | W | 11-2 | A |
| 1993 | W | 6-1 | H |
| | W | 3-1 | H |
| | W | 5-0 | A |
| | W | 7-0 | A |
| 1994 | W | 10-0 | H |
| | W | 5-0 | H |
| | L | 1-4 | A |
| | W | 8-0 | A |
| 1995 | W | 8-0 | A |
| | W | 3-2 | A |
| | W | 9-3 | H |
| | W | 3-0 | H |
| 1996 | W | 8-0 | H |
| | W | 8-0 | H |
| | W | 6-0 | A |
| | W | 10-0 | A |
| 1998 | W | 9-3 | A |
| | W | 10-6 | A |
| | W | 2-1 | H |
| | W | 5-3 | H |

WESTERN CAROLINA: (FSU LEADS 3-0)

Home: 1-0...Away: 0-0...Neutral: 2-0

| | | | |
|------|---|------|---|
| 1981 | W | 1-0 | N |
| | W | 13-9 | N |
| 2012 | W | 9-1 | H |

WESTERN ILLINOIS: (FSU LEADS 8-3)

Home: 5-2...Away: 0-0...Neutral: 3-1

| | | | |
|------|---|------|---|
| 1984 | L | 1-3 | H |
| | W | 3-1 | H |
| 1985 | W | 1-0 | H |
| | W | 9-0 | N |
| 1986 | W | 11-0 | H |
| | L | 4-6 | H |
| 1989 | W | 5-2 | N |
| 1991 | W | 2-1 | N |
| | W | 2-1 | H |
| 1999 | L | 0-1 | N |
| 2006 | W | 11-6 | H |

WESTERN KENTUCKY: (FSU LEADS 1-0)

Home: 1-0...Away: 0-0...Neutral: 0-0

| | | | |
|------|---|-----|---|
| 2015 | W | 2-1 | H |
|------|---|-----|---|

WESTERN MICHIGAN (FSU LEADS 1-0)

Home: 1-0...Away: 0-0...Neutral: 0-0

| | | | |
|------|---|-----|---|
| 2006 | W | 2-1 | H |
|------|---|-----|---|

WICHITA STATE: (FSU LEADS 1-0)

Home: 0-0...Away: 0-0...Neutral: 1-0

| | | | |
|------|---|-----|---|
| 1990 | W | 1-0 | N |
|------|---|-----|---|

WINTHROP: (FSU LEADS 6-0)

Home: 2-0...Away: 0-0...Neutral: 4-0

| | | | |
|------|---|-----|---|
| 1987 | W | 8-0 | N |
| 1991 | W | 4-1 | N |
| | W | 2-0 | H |
| | W | 4-1 | N |
| 1992 | W | 3-1 | N |
| 2003 | W | 1-0 | H |

WISCONSIN: (FSU LEADS 6-1)

Home: 2-1...Away: 0-0...Neutral: 4-0

| | | | |
|------|---|------|---|
| 1997 | L | 3-12 | H |
| 2000 | W | 3-0 | N |
| | W | 6-5 | N |
| 2011 | W | 7-1 | H |
| | W | 9-0 | H |
| 2012 | W | 6-2 | N |
| | W | 2-1 | N |

WRIGHT STATE: (FSU LEADS 1-0)

Home: 0-0...Away: 0-0...Neutral: 1-0

| | | | |
|------|---|-----|---|
| 1988 | W | 8-3 | N |
|------|---|-----|---|

VALE: (FSU LEADS 1-0)

Home: 0-0...Away: 0-0...Neutral: 1-0

| | | | |
|------|---|------|---|
| 1995 | W | 11-1 | N |
|------|---|------|---|

YOUNGSTOWN STATE: (FSU LEADS 4-0)

Home: 4-0...Away: 0-0...Neutral: 0-0

| | | | |
|------|---|------|---|
| 1997 | W | 8-2 | H |
| | W | 6-3 | H |
| 1998 | W | 1-0 | H |
| | W | 10-2 | H |

- * ACC Conference game
- # ACC Championship game
- ^ NCAA Regional game
- G NCAA Super Regional game
- % NCAA Women's College World Series





UNIVERSITY ADMINISTRATION



JOHN THRASHER
UNIVERSITY PRESIDENT



DAVID COBURN
INTERIM DIRECTOR OF ATHLETICS



CINDY HARTMANN
DEPUTY DIRECTOR OF ATHLETICS FOR
ADMINISTRATION



PAMELA L. PERREWÉ
FACULTY ATHLETICS
REPRESENTATIVE



VANESSA FUCHS
SENIOR ASSOCIATE
ATHLETICS DIRECTOR/SWA



ROSS COBB
SENIOR ASSOCIATE ATHLETICS
DIRECTOR/CFD



JIM CURRY
SENIOR ASSOCIATE ATHLETICS DIRECTOR



MICHELLE OSBORNE
SENIOR ASSOCIATE ATHLETICS DIRECTOR FOR
GOVERNANCE & COMPLIANCE

2019-20 FLORIDA STATE BOARD OF TRUSTEES



**Edward E. "Ed"
Burr, Chair**



**Maximo
Alvarez**



**Kathryn
Ballard**



**William "Billy"
Buzzett**



**Eric
Chicken**



**Emily Fleming "June"
Duda**



**Jorge
Gonzalez**



**Jim W.
Henderson**




**Craig
Mateer**



**Bob
Sasser**



**Brent W.
Semler**



**Evan
Steinberg**



**John
Thiel**





MEDIA INFORMATION

A NOTE TO THE MEDIA, FANS AND OPPONENTS

Florida State Assistant Sports Information Director Scott Moriak is ready to assist you with any questions or requests you may have about the 2020 Seminole softball program, almanac, coaches and student-athletes. Please do not hesitate to contact the FSU Sports Information office if we can further assist you.

PLAYERS & COACHES INTERVIEWS

All players and coaches interviews should be arranged through the sports information office by contacting Scott Moriak at (715) 641-0365 at least 24 hours in advance. Student-athlete's phone numbers will not be released. Media may not contact any student-athlete through the use of social media, including Facebook and Twitter.

HOW TO COVER THE SEMINOLES

Members of the media are supplied with weekly press releases, including updated statistics, as well as conference and national rankings and information on upcoming games. This information may be obtained in the sports information office and will be updated after every game at www.seminoles.com.

WHERE THE HOME GAMES WILL BE

All of the 2020 softball home games take place on JoAnne Graf Field at the Seminole Softball Complex (capacity 1,000). Media should notify the sports information office prior to home games if they plan to attend. Any accredited photographer wishing to shoot the matches must check in with Scott Moriak prior to game day.

SEASON AND SINGLE-GAME TICKETS

For the first time under head coach Lonni Alameda, Florida State will sell season and single-game tickets at the Seminole Softball Complex. Season tickets are \$125 for general admission seats down the first and third base lines. Single-game tickets will be available throughout the season for \$10 for adults and \$7 for children aged 3-18. FSU Students will get in for free.

FSU ON THE WEB

All the game stories, updated stats, weekly releases and Seminole softball news you could ever ask for is available 24 hours a day, 365 days a year at Seminoles.com. The official FSU athletics Web site is your first stop for all the information you could ever need on the Seminole softball team and is updated immediately following each game.

FOLLOW FSU SOFTBALL ON SOCIAL MEDIA

Media and fans are encouraged to follow @FSU_Softball on the team's official Twitter page and Facebook ([Facebook.com/FSUSoftball](https://www.facebook.com/FSUSoftball)) for instantaneous information surrounding the squad. FSU softball also has accounts on Snapchat ([fsu_softball](https://www.snapchat.com/add/fsu_softball)) and Instagram ([fsusoftball](https://www.instagram.com/fsusoftball)). Throughout the 2020 regular season, in-game tweeting will be provided in addition to livestats on Statbroadcast.com.

COACHES AND COFFEE: FSU SOFTBALL PODCAST

The coaching staff of Lonni Alameda, Travis Wilson and Troy Cameron host a weekly podcast where they chat about FSU softball, current events and issues throughout NCAA Softball, as well as the ARE YOU SERIOUS?! segment which hits on interesting topics in everyday life. Listen and subscribe on iTunes, Spotify or directly at fsusoftballpodcast.wordpress.com. Send in questions you would like the coaches to cover, or any other comments, to fsusoftballpodcast@gmail.com.

SPORTS INFORMATION DIRECTORY



Scott Moriak
Assistant SID/Softball



Elliott Finebloom
Asst. AD/SID & Digital Media



Chuck Walsh
Deputy SID



Derek Satterfield
Sr. Assoc. Communications
Director



Bob Thomas
Associate SID



Bret Clein
Assistant SID



Steven McCartney
Assistant SID



Christa Salerno
Assistant SID



Steve Stone
Assistant SID



Kelsey Wicinski
SID Assttant

Contact Us At: Phone: 850-644-1403 / Fax: 850-644-3820

Address Inquiries To:
Florida State Sports Information
PO Drawer 2195
Tallahassee, FL 32316

Ship Overnight Packages To:
Florida State Sports Information
403 Stadium Drive West, Room DD107
Tallahassee, FL 32306

DIGITAL MEDIA DIRECTORY



Layne Herdt
Assistant Director



Tim Linafelt
Senior Writer



Jamaal Simmons
Digital Media Producer



1981, 1982 AIAW NATIONAL CHAMPIONS • 2018 NCAA NATIONAL CHAMPIONS • 51 ALL-AMERICANS

2020 TEAM PHOTO ROSTER



1

Dani Morgan
SR - UT
Newnan, Ga.



2

Maegan Tomlinson
SO - OF
Tallahassee, Fla.



3

Bianca Cruz
R-FR - P
Melbourne, Fla.



5

Elizabeth Mason
R-JR - C
Tampa, Fla.



6

Kaley Mudge
FR - OF
Winter Springs, Fla.



7

Kiersten Landers
R-FR - OF
Scott Depot, W.V.



9

Devyn Flaherty
FR - SS
Sarasota, Fla.



10

Josie Muffley
SO - SS
Portage, Mich.



12

Caylan Arnold
SR - P
Maryville, Tenn./Tennessee



13

Anna Shelnutt
SR - C
Franklin, Ga.



14

Savannah Parker
SO - UT
St. Johns, Fla.



17

Emma Wilson
FR - P/OF
Dallas, Ga.



20

Kaia LoPreste
FR - C
Brandon, Fla.



22

Brianna Enter
FR - P
Green Cove Springs, Fla.



23

Kara Bilodeau
JR - P
Cumming, Ga.



24

Sydney Sherrill
JR - UT
Moore, Okla.



26

Leslie Farris
SR - INF
St. Johns, Fla.



28

Chloe Culp
FR - 1B/C
Tallahassee, Fla.



32

Kathryn Sandercock
SO - P
McLean, Va.



44

Morgan Noah
SO - INF
Tampa, Fla.



70

Cassidy Davis
SR - P/UT
Valrico, Fla.



Danielle Watson
JR - P

Osceola, Ind./Louisville



HC

Lonni Alameda
Head Coach



AG

Travis Wilson
Assistant Coach



AG

Troy Cameron
Assistant Coach

