



# #5 CHRISTY MINKO

5-7 • JUNIOR  
 DEFENSIVE SPECIALIST  
 FORT MYERS, FL (ESTERO)  
 SOUTHWEST FLORIDA CLUB



Walked on to FSU in the fall of 1994...practiced with the team and gained valuable experience in the spring season...went on to play a major role in the 1995 squad...a defensive spark on the court...leads the team by example with her effort shown in the back court. **1995:** Used primarily to play defense for FSU's middle blockers...one of the best passers on the team...played in 27 of 30 matches...recorded 97 digs on the season for a 1.14 digs per game average...had her career-high 10 digs vs. North Carolina in front of a televised audience on October 13...following that performance got over five digs on five occasions...recorded six backrow kills on the season as well. **HIGH SCHOOL:** Four sport letter winner at Estero High, participated in volleyball, basketball, soccer and tennis...earned all-conference honors in volleyball and captained the squad her senior year...graduated at the top of her class and was involved in student government...also played with the Southwest Florida Club...is a Marketing major.


DOUBLE DIGIT PERFORMANCES		
	1995	
UNC	10/13	10 digs

## MINKO AT FLORIDA STATE

Year	MP	GP	K	E	TA	Pct.	SA	SE	AST	BS	BA	BE	RE	BHE	DIG
1995	27	85	6	5	17	.059	0	1	2	0	0	0	14	0	97

## MINKO'S CAREER HIGHS

- KILLS ..... 1 vs. six opponents
- ATTACKS ..... 2 vs. four opponents
- DIGS ..... 10 vs. North Carolina (10/13/95)
- ASSISTS ..... 1 vs. Clemson (10/7/95) and North Carolina (10/13)



# #4 LATOYA PRESBERRY

5-8 • SOPHOMORE  
 OUTSIDE HITTER  
 DETROIT, MI (CASS TECHNICAL)  
 SOVA

Presberry can ignite the court with her explosive physical and emotional play. Whether jumping to hit over an opponent's block or jumping for joy, Presberry is hard to contain. **1995:** Competed with Laura Arnold for a starting position as an outside hitter and became a force in the front row and fuel to the Seminoles fire...garnered ACC Rookie of the Week honors after completing a game against Virginia that seemed like a veteran's...in the Virginia match, Presberry hammered out 30 kills hit-


ting .345..ranked second on the team in kills with 333...her 2.79 digs per game led the team...led FSU in kills for a match eight times...recorded over twenty digs twice and over twenty kills on five occasions, all of which came in ACC matches...at the ACC Tournament blasted away 21 kills and 18 digs in the Clemson upset and turned around the next night to hammer out a game-high 15 kills and 13 digs in the defeat to Maryland...this outstanding play landed her a spot on the six person All-Tournament squad...played in 29 matches. **HIGH SHOOOL:** A three sport athlete at Cass Technical... earned All-City, All-District, All-Region and All-State honors in volleyball including Most Valuable Player...majoring in business, with an emphasis in pre-law and one day hopes to have her own law firm.

### DOUBLE DIGIT PERFORMANCES

#### 1995

Tenn.Tech	9/1	13 kills	11 digs
Memphis	9/2	12 kills	14 digs
Jax	9/6		13 digs
Charleston	9/15	12 kills	
Houston	9/16	11 kills	20 digs
N.C. State	9/30	22 kills	20 digs
Florida	10/10		17 digs
Ga. Tech	10/6		17 digs
Clemson	10/7	23 kills	17 digs
UNC	10/13	23 kills	16 digs
Jax	10/17	14 kills	
Virginia	10/27	30 kills	
South Ala.	11/7	12 kills	
Virginia	11/10	13 kills	
Maryland	11/11	16 kills	13 digs
Clemson	11/16	21 kills	18 digs
Maryland	11/17	15 kills	13 digs

20+ kill matches: five  
 30+ kill matches: one  
 20+ dig matches: two  
 double-digit kills: 14  
 double-digit digs: 12



### PRESBERRY AT FLORIDA STATE


Year	MP	GP	K	E	TA	Pct.	SA	SE	AST	BS	BA	BE	RE	BHE	DIG
1995	29	100	333	165	935	.180	15	30	8	4	40	4	44	2	279

### PRESBERRY'S CAREER HIGHS

KILLS	30 vs. Virginia (10/27/95)
ATTACKS	63 vs. North Carolina (10/14/95)
HITTING %	.391 vs. N.C. State (22k, 4e, 46a), (9/30/95)
SERVICE ACES	2 vs. New Orleans (10/21/95) and Clemson (11/16/95)
DIGS	20 vs. Houston (9/16/95) and N.C. State (9/30/95)
ASSISTS	2 vs. Tennessee Tech (9/1/95)
BLOCK ASSISTS	6 vs. Virginia (10/27/95)
SOLO BLOCKS	1 vs. four opponents

# #12 SARAH RICKERTSEN

5-9 • SOPHOMORE  
OUTSIDE HITTER  
HELENA, AL (PELHAM)  
SOJOURNERS



A consistent and reliable player that can play a number of roles very well. Primarily inserted to the back row in her first season. **1995:** Began the season as a defensive specialist and in mid-October had her debut in the front row...in her first five matches in the front row made only three hitting errors in 23 attempts...had 150 digs for the year to rank fifth on the team...dug up double-digit balls on five occasions...blocked eight balls in her seven matches with front row experience...had five aces on the season, two of which came against New Orleans...career high six kills came against N.C. State on November 3. **HIGH SCHOOL:** was a first team all-state selection and a Mizuno All-Star her senior year... led her team to the Alabama State Championship volleyball title in 1993...well rounded athlete, also involved in track and basketball in high school... at Pelham High School was a peer tutor to her classmates...volunteered at the Firehouse Soup Kitchen in Birmingham...in her spare time she enjoys running, music and going to the beach...is majoring in political science and sees a future working with the CIA.

### DOUBLE DIGIT PERFORMANCES

1995


S. Florida	9/2	12 digs
Rhode Island	9/8	11 digs
George Mas.	9/9	13 digs
Houston	9/16	11 digs

### RICKERTSEN AT FLORIDA STATE

Year	MP	GP	K	E	TA	Pct.	SA	SE	AST	BS	BA	BE	RE	BHE	DIG
1995	29	87	15	15	68	.000	5	9	22	0	8	1	21	4	150

### RICKERTSEN'S CAREER HIGHS

KILLS .....	6 vs. N.C. State (11/3/95)
ATTACKS .....	12 vs. N.C. State (11/3/95)
HITTING % .....	.444 vs. Virginia (4k, oe, 9a), (10/27/95)
SERVICE ACES .....	2 vs. New Orleans (10/21/95)
DIGS .....	13 vs. George Mason (9/9/95)
ASSISTS .....	9 vs. Virginia (10/27/95)
BLOCK ASSISTS .....	2 vs. three opponents



# #10 HOLLY SCHNEIDER

5-11 • SOPHOMORE  
 OUTSIDE HITTER  
 FT. WAYNE, IN (NORTHROP)  
 FT. WAYNE JUNIORS

As a freshman, played with the excitement and intensity of a seasoned veteran...has a "no fear" hitting attitude...a player the coaches look forward to leading the team in their quest to finish at the top of the conference...1995: First freshman in Florida State history to lead the team in kills for the season...the only player to have played in every game and match of FSU's season...led FSU for kills in a match 14 times and digs in a match on 12 occasions, the most of any Lady

Seminole...had a hitting streak featuring double-digit kills for nine matches, beginning with 22 kills vs. N.C. State on September 30 and ending with her season-high 28 kills vs. Virginia...was named to the All-Tournament team at the South Florida Classic...led the team in four different categories, including kills, digs, aces, and attempts...

dug an FSU season-high 24 balls vs. Clemson on October 7...named ACC Rookie of the Week for the week of November 13 after averaging 3.4 kills per game and 4.6 digs per game and a .385 hitting percentage in matches against Virginia, Maryland and South Alabama to end the regular season...during the ACC Tournament led the way in the Clemson upset with 25 kills and 22 digs, and returned the following night with 15 kills and 12 digs...her outstanding play led to her selection on the ACC All-Tournament team.  
**HIGH SCHOOL:** Member of the National Honor Society and a star in basketball...earned All-State honors for both basketball and volleyball for two years...was an All-American for volleyball for three years...the Sterling Sentinel Award winner for athletics...majoring in elementary education.

## DOUBLE DIGIT PERFORMANCES

1995			
Tenn. Tech	9/1		13 digs
Memphis	9/2		10 digs
George Mas.	9/9	10 kills	
Charleston	9/15	17 kills	10 digs
Houston	9/16	11 kills	13 digs
Ga. Tech	9/22	16 kills	
Clemson	9/23		14 digs
Duke	9/29		10 digs
N.C. State	9/30	22 kills	
Florida	10/10	15 kills	
Ga. Tech	10/6	11 kills	10 digs
Clemson	10/7	27 kills	24 digs
UNC	10/13	19 kills	10 digs
Jax.	10/17	16 kills	
UNC	10/21	10 kills	
Virginia	10/27	28 kills	17 digs
N.C. State	11/3	15 kills	
S. Alabama	11/7	15 kills	
Virginia	11/10	12 kills	
Maryland	11/11	19 kills	21 digs
Clemson	11/16	25 kills	22 digs
Maryland	11/17	15 kills	12 digs

20+ kill matches: four  
 20+ dig matches: three  
 double-digit kills: 18  
 double-digit digs: 13



## SCHNEIDER AT FLORIDA STATE

Year	MP	GP	K	E	TA	Pct.	SA	SE	AST	BS	BA	BE	RE	BHE	DIG
1995	30	109	411	174	1035	.229	29	65	20	4	34	4	32	1	303

## SCHNEIDER'S CAREER HIGHS

KILLS	28 vs. Virginia (10/27/95)
ATTACKS	64 vs. Clemson (11/16/95)
HITTING %	.538 vs. Jacksonville (8k, 1e, 13a), (9/6/95)
SERVICE ACES	6 vs. Memphis (9/2/95)
DIGS	24 vs. Clemson (10/7/95)
ASSISTS	4 vs. South Florida (9/2/95)
BLOCK ASSISTS	4 vs. North Carolina (10/13/95)

# NEWCOMER BIOS



## #7 KENSY ZULUETA

5-8 • FRESHMAN  
SETTER

MISSION VIEJO, CA (CALVARY CHAPEL)  
ORANGE COUNTY

Played with the Orange County Volleyball Club...A two-sport standout, helped Calvary Chapel capture two consecutive state championships for volleyball in her junior and senior seasons, team was also champs in her rookie season and advanced to the finals her sophomore year...also ran Track for two years, named the Best Field Athlete as a sophomore...other volleyball honors include being named to the All-CIF team for two years and an all-state selection in her final two years...A member of many All-Tournament teams throughout her successful prep career...named *Orange County Register's* Athlete of the Week during her senior year...Besides her outstanding athletic career, was an honor roll student all four years...received the President's Award for Educational Excellence...was also a National Leadership recipient and a National Academic recipient...is undecided on a major.



## #11 AISHA THORNTON

6-2 • FRESHMAN  
MIDDLE HITTER

COUNTRY CLUB HILLS, IL (HILLCREST)  
SPIKETTES

Played for the Spikettes Club team out of Chicago...also participated in track and basketball for three years...was named All-Conference and an All-State nominee for volleyball her final two years at Hillcrest High...Named the MVP her sophomore and senior seasons as well as being named the Best Middle Blocker in the conference during her final campaign...was named Rookie of the Year as a freshman...In the classroom, achieved honor roll status on her way to the National Honor Society...also involved with the Science Club and the Varsity Club...named defensive player of the year for the 1994-95 season in her conference...is undecided on a major.



## #3 COURTNEY DIPERT

5-5 • FRESHMAN  
DEFENSIVE SPECIALIST

LISLE, IL (LISLE)  
DUPAGE EXPRESS

Played club volleyball for DuPage Express...a talented multi-sport athlete at Lisle High, participated in volleyball and softball for four years along with a year of basketball and cheerleading...Dipert was honored with various awards including a leadership award as captain of the volleyball team and "Senior Athlete of the Year" from *Suburban Life*...She also received the "Ernie Banks Award" from Lisle High for her dedication, talent, and spirit as a senior...named female athlete of the year at LHS...In the classroom, was a member of the honor roll, and named to the National Honor Society...Other activities in high school included serving on the Student Council...plans to major in Physical Education...sister, Kristin plays softball for Miami (Ohio) University.


# 1995 YEAR IN REVIEW

**A**youth movement swept through the Lady Seminole volleyball program in 1995. Ten underclassmen, including six newcomers, piloted the youngest team in FSU history through a tough ACC and non-conference schedule.

While the Lady Seminoles' final record may reflect an atypical season for FSU, it also shows great promise for the future of the program. Coach Cecile Reynaud in her 20th season as head coach experienced her first losing season at 11-19.

The youngsters started the season off in Tampa at the South Florida Classic where they took second place to South Florida. As the team took the court, they were learning the FSU system as well as learning about each other since three of the starters were freshmen and the fourth starter had little game experience. The first weekend spelled success for the Lady Seminoles, both Valerie Broussard and Holly Schneider earned a spot on the All-Tournament team.

The following weekend, the competition heated up as the team faced #13 Washington, Rhode Island and George Mason in the Rhode Island Classic. Valerie Broussard once again racked up the All-Tournament honors for FSU in Rhode Island. These non-conference matches prepared the young team for the rugged Atlantic Coast Conference road ahead.




Hurricane Opal's attack on the Florida panhandle threw yet another spin into the Lady Seminole's whirlwind season. Opal forced the postponement of Florida State's battle with in-state rival Florida.

Through a season of ups and downs, the Lady Seminoles surprised many opponents as the University of Florida can attest. When the undefeated Lady Gators visited Tallahassee, the Lady Noles promptly stole game one of the match, only the second game in Florida's 15 matches that the Lady Gators had lost. That game was a glimpse of the success that the future holds for the Lady Seminoles.

It only figures that FSU's night of firsts early in the 1995 season would come on Friday the 13th. On this October night, the Lady Seminoles wrestled with the Lady Tar Heels of North Carolina in their first television appearance of the season. The two-hour 40-minute, five-game match ended in Florida State's favor — 8-15, 15-10, 15-11, 10-15, 17-15 — the team's first ACC win of 1995.

As Florida State continued to improve, its freshman stars began to pick up Atlantic Coast Conference honors. LaToya Presberry was honored as Rookie of the Week to end October following a 30-kill performance at Virginia. Fellow freshman and roommate Holly Schneider garnered the same honor in the final week of the regular season with outstanding performances against Maryland and Virginia in Tallahassee.

It was Presberry and Schneider who led the Lady Seminoles to their biggest win of the season, an upset of the ACC Tournament host Clemson. Earlier in the season, Florida State had fallen twice to the Lady Tigers, the tournament's second seed. Exceptional play from FSU's underclassmen led the sev-



enth seeded Lady Noles to a surprising first-round five-game victory (15-8, 6-15, 6-15, 16-14, 15-13).

With their stellar tournament performances, Presberry and Schneider landed two of the six positions on the All-Tournament squad.

## 1995 Honors

### VALERIE BROUSSARD

South Florida Classic All-Tournament Team  
Rhode Island Invitational All-Tournament Team

### LATOYA PRESBERRY

ACC Rookie of the Week (10/31)  
ACC All-Tournament Team

### HOLLY SCHNEIDER

ACC Rookie of the Week (11/13)  
South Florida Classic All-Tournament Team  
ACC All-Freshman Team  
ACC All-Tournament Team

# 1995 SEASON RESULTS

DATE	OPPONENT/TOURNAMENT	LOC	W/L	GP	SCORES
9/2	Tennessee Tech/South Florida Classic	N	W	3-1	15-5, 15-7, 7-15, 15-8
9/2	Memphis/South Florida Classic	N	W	3-0	15-10, 15-1, 15-10
9/3	South Florida/South Florida Classic	A	L	1-3	15-13, 8-15, 3-15, 5-15
9/6	Jacksonville	H	W	3-0	15-2, 15-4, 15-7
9/8	Rhode Island/Rhode Island Classic	A	L	0-3	14-16, 3-15, 2-15
9/9	Washington/Rhode Island Classic	N	L	0-3	1-15, 14-16, 5-15
9/9	George Mason/Rhode Island Classic	N	L	0-3	11-15, 7-15, 9-15
9/15	College of Charleston	H	W	3-0	15-5, 15-8, 15-10
9/16	Houston	H	L	1-3	13-15, 15-12, 9-15, 3-15
9/22	Georgia Tech	A	L	1-3	4-15, 16-14, 6-15, 13-15
9/23	Clemson	A	L	1-3	3-15, 15-13, 7-15, 16-18
9/29	Duke	A	L	0-3	1-15, 7-15, 12-15
9/30	N.C. State	A	L	2-3	15-11, 5-15, 15-9, 11-15, 11-15
10/6	Georgia Tech	H	L	0-3	11-15, 14-16, 9-15
10/7	Clemson	H	L	2-3	16-14, 1-15, 9-15, 15-9, 3-15
10/10	Florida	H	L	1-3	15-12, 5-15, 10-15, 6-15
10/13	North Carolina	H	W	3-2	8-15, 15-10, 15-11, 10-15, 17-15
10/14	North Carolina	H	L	2-3	13-15, 15-13, 15-5, 5-15, 10-15
10/17	Jacksonville	A	W	3-1	15-8, 12-15, 15-9, 15-6
10/21	New Orleans	H	W	3-0	15-11, 15-7, 15-3
10/27	Virginia	A	W	3-1	13-15, 15-8, 15-10, 15-13
10/28	Maryland	A	L	0-3	5-15, 5-15, 11-15
10/31	Florida	A	L	0-3	4-15, 3-15, 2-15
11/3	N.C. State	H	L	0-3	16-18, 12-15, 8-15
11/4	Duke	H	L	0-3	10-15, 5-15, 9-15
11/7	South Alabama	H	W	3-0	15-11, 15-4, 15-8
11/10	Virginia	H	W	3-0	15-9, 15-11, 15-12
11/11	Maryland	H	L	1-3	15-5, 13-15, 11-15, 7-15
11/16	Clemson/Atlantic Coast Conference	N	W	3-2	15-8, 6-15, 6-15, 16-14, 15-13
11/17	Maryland/Atlantic Coast Conference	N	L	0-3	9-15, 11-15, 3-15

## FSU - BY THE NUMBERS

When FSU wins game one ..... 9-5	When FSU hits over .400 ..... 1-0	When FSU has more digs ..... 8-6
... loses game one ..... 2-14	... hits between .300 and .399 ..... 3-0	... has less digs ..... 2-12
When FSU wins game two ..... 9-4	... hits between .200 and .299 ..... 7-7	... has the same number of digs ..... 0-0
... loses game two ..... 2-15	... hits between .100 and .199 ..... 0-9	When FSU has more solo blocks ..... 7-2
When FSU wins game three ..... 9-2	... hits under .100 ..... 0-5	... has less solo blocks ..... 1-7
... loses game three ..... 2-17	When FSU has more assists ..... 10-2	... has the same number of solo blocks ... 2-8
When FSU wins game four ..... 4-1	... has less assists ..... 0-16	When FSU has more block assists ..... 6-3
... loses game four ..... 1-8	... has the same number of assists ..... 1-1	... has less block assists ..... 3-14
When FSU has more kills (than its opponent) ..... 9-2	When FSU has more aces ..... 5-4	... has the same number of block ast. .... 1-1
... has less kills ..... 2-17	... has less aces ..... 3-12	When FSU has more block errors ..... 4-4
... has the same number of kills ..... 0-0	... has the same number of aces ..... 2-3	... has less block errors ..... 5-8
When FSU has more errors ..... 1-13	When FSU has more service errors ..... 6-8	... has the same number of block errors ... 1-6
... has less errors ..... 10-3	... has less service errors ..... 4-8	When FSU has more ball handing errors ..... 3-8
... has the same number of errors ..... 0-3	... has the same number of serv. errors ... 0-2	... has less ball handing errors ..... 4-8
When FSU has more kill attempts ..... 4-9	When FSU has more receipt errors ..... 3-12	... has the same number of b. h. errors .... 3-2
... has less kill attempts ..... 7-10	... has less receipt errors ..... 5-4	
... has the same number of kill att. .... 0-0	... has the same number of rec. errors ..... 2-3	



# FSU - BY THE NUMBERS

## INDIVIDUAL Match Records

Most Aces ..... 9 by Amy Bronson vs Northern Arizona (1989)  
 9 by Luiza Ramos vs. Auburn (1993)  
 Most Kills ..... 35 by Joan Morris vs. Sam Houston State (1986)  
 Most Digs ..... 38 by Luiza Ramos vs. Loyola Marymount (1991)  
 Most Block Assists ..... 17 by Julie Todd vs. Tulane (1987)  
 Most Solo Blocks... 8 by Deanne Kaleta vs. South Florida (1987)  
 ..... 8 by Bianca Stevens vs. Georgia Tech (1992)  
 Most Assists ..... 74 by Jennifer McCall vs. South Florida (1993)  
 Most Consecutive Games ..... 391 by Deanne Kaleta (1986-88)  
 Most Consecutive Matches ..... 189 by Sally Summer (1980-83)

## TEAM Match Records

Best Attack %age: ..... .610 vs. Florida A&M (1981)  
 Most Digs: ..... 123 vs. Georgia Tech (1992)  
 Most Block Asts: ..... 48 vs. Illinois-Chicago (1987)  
 Most Solo Blocks: ..... 18 vs. Minnesota (1992)  
 Most Set Assists: ..... 88 vs. Duke (1992)  
 Most Service Aces: ..... 17 vs. Florida A&M (1990)

## TEAM All-Time Records

Best Overall Record ..... 30-5 (.857) in 1989  
 Worst Overall Record ..... 11-19 (.366) in 1995  
 Most Wins ..... 43 in 1981  
 Most Losses ..... 19 in 1979 and 1995  
 Longest Game Winning Streak ..... 35 in 1981  
 Longest Match Winning Streak ..... 21 in 1981  
 Best Conference Record ..... 10-0 in 1983 and 1989  
 Best Metro Conference Finish .... 1st in '83, '85, '86, '87, '88, & '89  
 Best Atlantic Coast Conference Finish ..... Tie for 1st in 1992  
 Highest NCAA Regular Season Ranking ..... 15th in 1983  
 Best AIAW National Tournament Finish ..... 4th in 1981  
 Best NCAA Tournament Finish ..... 2nd Round in 1993

## 1995 Record Breakdown (Through 30 matches)

In September ..... 4-9	On Monday ..... 0-0
In October ..... 4-6	On Tuesday ..... 2-2
In November ..... 3-4	On Wednesday ..... 1-0
Home ..... 6-8	On Thursday ..... 1-0
Away ..... 2-8	On Friday ..... 5-6
Neutral ..... 3-3	On Saturday ..... 2-11
	On Sunday ..... 0-0
3-0 wins ..... 6	ACC Games ..... 4-12
3-1 wins ..... 3	Other Games ..... 7-7
3-2 wins ..... 2	
0-3 losses ..... 10	
1-3 losses ..... 6	
2-3 losses ..... 3	



# 1995 SEASON HIGHS

## Individual Highs

Kills: 30 LaToya Presberry vs. Virginia  
 Errors: 12 by LaToya Presberry vs. N. Carolina  
 12 by Holly Schneider vs. Clemson-3  
 Ttl Attempts: 64 by Holly Schneider vs. Clemson-3  
 Kill %age\*: .800 by Valerie Broussard vs. New Orleans  
 Assists: 70 by Maureen McCarthy vs. Clemson-3  
 Aces: 6 by Valerie Broussard vs. N. Carolina  
 6 by Holly Schneider vs. Memphis  
 Service Err.: 5 by Holly Schneider vs. Florida  
 5 by Laura Arnold vs. N.C. State-2  
 Receipt Err.: 5 by LaToya Presberry vs. South Florida  
 5 by LaToya Presberry vs. N. Carolina  
 5 by Susan Johnson vs. Virginia-2  
 Digs: 24 by Holly Schneider vs. Clemson-2  
 Solo Blocks: 4 by Valerie Broussard vs. Tenn. Tech  
 Block Assists: 7 by Valerie Broussard vs. Charleston  
 Block Errors: 3 by Valerie Broussard vs. Georgia Tech  
 B. H. Errors: 4 by Patty Diamond vs. Tennessee Tech

## Team Highlights

Kills: 94 vs. Virginia (10/27)  
 Errors: 6 vs. Jacksonville (9/6)  
 Ttl. Attempts: 213 vs. Clemson-3 (11/16)  
 Kill %age: .403 vs. Jacksonville (9/6)  
 Assists: 78 vs. Clemson-3 (11/16)  
 Aces: 10 vs. South Alabama (11/17)  
 Service Err.: 2 vs. Jacksonville-2 (10/17)  
 2 vs. Maryland (10/28)  
 2 vs. Florida-2 (10/31)  
 Receipt Err.: 0 vs. Washington (9/9)  
 Digs: 97 vs. Clemson-3 (11/13)  
 Solo Blocks: 5 vs. 3 opponents  
 Block Assists: 25 vs. Virginia (10/27)  
 Block Errors: 0 vs. 10 opponents  
 B. H. Errors: 0 vs. 6 opponents

\* minimum of 10 attempts

# 1995 STATISTICS

## ALL MATCHES

RECORD: 11-19 HOME: 6-8 AWAY: 2-8 NEUTRAL: 3-3

Player	MP	GP	K	E	TA	PCT	A	SA	SE	RE	DG	BS	BA	TB	BE	BHE
Broussard	28	93	226	80	540	.270	16	19	27	5	115	24	81	105	13	4
Johnson	27	90	199	78	526	.230	13	18	43	29	126	13	54	67	11	3
Schneider	30	109	411	174	1035	.229	20	29	65	32	303	4	34	38	4	1
McCarthy	24	80	44	16	132	.212	773	27	46	0	158	3	21	24	7	15
Hawks	17	50	82	35	230	.204	6	2	12	3	58	12	39	51	1	1
Presberry	29	100	333	165	935	.180	8	15	30	44	279	4	40	44	4	2
Diamond	28	98	81	36	260	.173	461	19	28	16	245	0	50	50	2	16
Arnold	16	45	96	69	311	.087	8	5	26	18	86	0	11	11	3	1
Minko	27	85	6	5	17	.059	2	0	1	14	97	0	0	0	0	0
Preocanin	11	27	20	17	73	.041	12	7	8	4	32	0	10	10	3	0
Rickertsen	29	87	15	15	68	.000	22	5	9	21	150	0	8	8	1	4
Team RE										10						
Florida State	30	109	1513	690	4127	.199	1341	146	295	196	1649	60	348	234	49	47
Opponents	30	109	1607	665	4211	.224	1411	200	306	145	1684	58	385	251	57	53

## ATLANTIC COAST CONFERENCE MATCHES

RECORD: 4-12 HOME: 2-6 AWAY: 1-5 NEUTRAL: 1-1

Player	MP	GP	K	E	TA	PCT	A	SA	SE	RE	DG	BS	BA	TB	BE	BHE
Schneider	16	62	259	100	642	.248	8	15	37	20	193	2	14	16	1	0
McCarthy	15	57	32	8	99	.242	619	18	33	0	116	3	15	18	4	13
Johnson	16	62	159	62	414	.234	8	10	26	23	98	9	36	45	9	3
Broussard	15	49	108	49	285	.207	12	12	9	2	52	11	39	50	8	0
Hawks	7	21	38	15	112	.205	3	1	7	3	42	7	17	24	0	1
Presberry	15	54	219	99	602	.199	2	6	21	29	161	2	25	27	4	1
Diamond	14	52	48	22	151	.172	151	8	14	12	159	0	27	27	1	6
Rickertsen	15	47	12	7	46	.109	14	1	5	10	53	0	5	5	1	3
Minko	15	56	4	3	12	.083	2	0	1	9	77	0	0	0	0	0
Arnold	8	20	31	29	109	.018	1	1	15	10	45	0	3	3	1	0
Preocanin	6	16	12	12	46	.000	8	5	2	2	19	0	5	5	2	0
Team RE										8						
Florida State	16	62	922	406	2518	.205	828	77	170	128	1015	34	186	127	31	27
Opponents	16	62	1003	368	2573	.247	893	132	196	76	1041	37	240	157	32	34

# LETTER WINNERS

*unbold McCarthy  
removed*

*add* Kensy Zoloveta 1996  
Asha Thornton 1996  
*bold* Courtney Deport 1996

Laura Arnold ..... 1994-95 **96**  
 Barbara Barnes ..... 1978-79  
 Shelly Birkholz ..... 1982-85  
 Joy Blanchard ..... 1978-82  
 Kim Britt ..... 1984-86  
 Deanna Bosschaert ..... 1991-94  
 Amy Bronson ..... 1988-90  
 Julie Brown ..... 1979-83  
 Valerie Broussard ..... 1993-95  
 Cordelia Campbell ..... 1978  
 Jennifer Cichy ..... 1990-92  
 Adria Ciraco ..... 1991-94  
 Kristine Cousins ..... 1990-91  
 Sherry Cowling ..... 1992  
 Cathy Copeland ..... 1987  
 Alica Cross ..... 1979-82  
 Brandi Cumín ..... 1990-91  
 Camy Davies ..... 1979-82  
 Laura Davis ..... 1973-76  
**Patty Diamond** ..... **1993-95** **96**  
 Carol Forsten ..... 1981-84  
 Lynne Fullhart ..... 1985  
 Nancy Gaspadarek ..... 1986-89  
 Pam Griffin ..... 1973-76  
 Barbara Harris ..... 1974-77  
 Valene Harris ..... 1985  
**Susan Hawks** ..... **1995-96**  
 Colette Housh ..... 1983  
 Terry Hume ..... 1973-76  
 Janice Hunt ..... 1977-78  
 Michele Hurd ..... 1974-77  
 Jametta Jackson ..... 1984  
 Linda Johnson ..... 1978  
**Susan Johnson** ..... **1994-95** **96**  
 Jennifer Jones ..... 1991-92

Deanne Kaleta ..... 1985-88  
 Shannon Kelly ..... 1987-88  
 Nancy Kinnunen ..... 1975-76  
 Donna Krai ..... 1982-85  
 Jamie Kuhn ..... 1979-80  
 Shannon Lages ..... 1980-83  
 Catie Lotarski ..... 1991-94  
 Maria Magoulas ..... 1986-89  
 Wendy Markham ..... 1985  
 Jennifer Marraffino ..... 1987-90  
 Charlotte Martin ..... 1974-77  
 Jennifer McCall ..... 1990-93  
**Maureen McCarthy** ..... **1994-95** **96**  
 Gloria McIntosh ..... 1981  
 Barbara Mellen ..... 1979-81  
 Debbie Meyer ..... 1987-90  
**Christy Minko** ..... **1995-96**  
 Stacy Moneymaker ..... 1983  
 Joan Morris ..... 1983-86  
 Gina Muensterman ..... 1985-86  
 Candi Orsini ..... 1974-77  
 Karyn Palgut ..... 1981-84  
 Maggie Philgence ..... 1987-90  
 Rhonda Petty ..... 1980-81  
 Julie Plattner ..... 1986  
 Sonia Preocanin ..... 1993-95  
**LaToya Presberry** ..... **1995-96**  
 Luiza Ramos ..... 1991-94  
 Franci Rard ..... 1993

Marci Rard ..... 1987  
 Gabrielle Reece ..... 1987-90  
 Yolanda Restrepo ..... 1976-80  
**Sarah Rickertsen** ..... **1995-96**  
 Marie Sanders ..... 1980-83  
**Holly Schneider** ..... **1995-96**  
 Lisa Smith ..... 1983-84  
 Sherry Smith ..... 1984  
 Margaret Stephens ..... 1977-80  
 Bianca Stevens ..... 1989-92  
 Sally Summer ..... 1980-83  
 Marybeth Sutcliffe ..... 1987-90  
 Marianne Tobolski ..... 1985  
 Julie Todd ..... 1984-87  
 Nancy Townsend ..... 1977-80  
 Sonia Trevino ..... 1988-89  
 Sue Usher ..... 1976-80  
 Twanna Walker ..... 1985-89  
 Lisa Warman ..... 1981-84  
 Margie Wessel ..... 1977-80  
 Rebecca White ..... 1988  
 Mary Williams ..... 1981-83  
 Velma Wright ..... 1978-80  
 Jackie Young ..... 1981-84  
 Vicki Zinkil ..... 1989-93

*Bold indicates players on the 1996  
Florida State Roster*

# ATLANTIC COAST CONFERENCE

## THE TRADITION

Consistency. It's the mark of true excellence in any endeavor. However, in today's intercollegiate athletics, competition has become so balanced and so competitive that it is virtually impossible to maintain a high level of consistency.

Yet the Atlantic Coast Conference has defied the odds. Now in its 43rd year of competition, the ACC has long enjoyed the reputation as one of the strongest and most competitive intercollegiate conferences in the nation. And that is not mere conjecture, the numbers support it.

## 1995-96 IN REVIEW

The 1995-96 academic year concluded with the league pocketing two more national team titles and seven individual NCAA crowns.

In addition, seven ACC schools - North Carolina (6), Virginia (21), Florida State (23), Clemson (27), N.C. State (32), and Duke (39) - were ranked in the top 40 of the Sears Directors' Cup, an all-sports award honoring the Division I school with the best performance by women's and men's athletic teams during the 1995-96 academic year.

The ACC placed at least one team in the Top 10 nationally in 13 of the 23 sports sponsored by the league. Six ACC teams, in six different sports, earned a No. 1 ranking during the course of the past academic year.

The ACC Academic Honor Roll record was broken for the 10th straight year as 1,185 student-athletes were recognized for their work in the classroom.

## THE HISTORY

The Atlantic Coast Conference was founded on May 8, 1953, near Greensboro, N.C. with seven charter members - Clemson, Duke, North Carolina, North Carolina

State, South Carolina and Wake Forest.

On December 4, 1953, conference officials met again and officially admitted the University of Virginia. The only withdrawal of a school from the ACC came on June 30, 1971 when the University of South Carolina tendered its resignation.

The conference operated with seven members until April 3, 1978, when Georgia Tech was added. The ACC expanded to nine members on July 1, 1991, with the addition of Florida State.



Since the league's inception in 1953, ACC schools have captured 57 NCAA and AIAW championships, including 30 in men's competition and 27 in women's.

In 1995, three ACC volleyball teams advanced to postseason volleyball appearances. Georgia Tech and Maryland each advanced to the second round of the NCAA Tournament and North Carolina competed in the NIVC Tournament.

The nine schools that take to the field this fall under the ACC banner have produced 310 first or second team gridiron All-Americans and 48 first-team academic All-Americans.

# 1995 ACC FINAL STANDINGS

### MARYLAND AND GEORGIA TECH - NCAA TOURNAMENT

### NORTH CAROLINA - NIVC

TEAM	CONFERENCE					OVERALL							
	W	L	Pct	For	Opp	W	L	Pct	For	Opp	H	A	N
Georgia Tech	12	2	.857	39	12	25	6	.806	80	31	12-1	8-2	5-3
Clemson	11	3	.786	35	22	23	8	.742	71	42	12-3	7-3	4-2
Maryland	10	4	.714	35	18	19	8	.703	65	33	11-0	4-6	3-2
North Carolina	7	7	.500	29	32	16	13	.552	59	52	10-5	5-7	1-1
Duke	6	8	.428	28	29	7	17	.292	39	53	5-7	2-8	0-2
N.C. State	6	8	.428	24	30	20	12	.625	68	45	15-5	5-5	0-2
<b>FLORIDA STATE</b>	<b>3</b>	<b>11</b>	<b>.214</b>	<b>18</b>	<b>36</b>	<b>10</b>	<b>18</b>	<b>.357</b>	<b>43</b>	<b>58</b>	<b>6-8</b>	<b>2-8</b>	<b>2-2</b>
Virginia	1	13	.078	11	40	9	19	.321	40	63	4-8	3-9	2-2

# ACC TOURNAMENT RESULTS

**THURSDAY, NOVEMBER 16**  
 #1 Georgia Tech defeated #8 Virginia 3-0  
 #4 North Carolina defeated #5 N.C. State 3-1  
 #3 Maryland defeated #6 Duke 3-0  
 #7 Florida State defeated #2 Clemson 3-2

**FRIDAY, NOVEMBER 17**  
 Georgia Tech defeated North Carolina 3-0  
 Maryland defeated Florida State 3-0

**SATURDAY, NOVEMBER 18**  
 Georgia Tech defeated Maryland 3-0

**ACC ALL-TOURNAMENT TEAM**

Kerry Annel, GaT	MH	SR	Burbank, IL
Cris Omiecinski, GaT	OH	SR	Oak Lawn, IL
<b>LaToya Presberry, FSU</b>	OH	FR	<b>Detroit, MI</b>
Shannon Saltzman, UM	MH	FR	Ellicott City, MD
<b>Holly Schneider, FSU</b>	OH	FR	<b>Fort Wayne, IN</b>
Sherry Smith, UM	MH	SR	Port Huron, MI
<i>MVP - Andrea Nachtrieb, Georgia Tech</i>			

## ALL CONFERENCE HONORS

**FIRST TEAM**

Kerry Annel, GaT  
 Kristin Kruse, UNC  
 Andrea Nachtrieb, GaT  
 Julie Rodriguez, CU  
 Sherry Smith, UM  
 Amber Willey, UNC

**SECOND TEAM**

Elizabeth Efron, UM  
 Chelle Komula, GaT  
 Cris Omiecinski, GaT  
 Shelley Partridge, NCS  
 Nicole Peterson, NCS  
 Ashley Self, CU  
 Michelle Thieke, CU

**ALL FRESHMAN TEAM**

Stephanie Schulz, CU  
 Laura Kimbrell, NCS  
 Erin Berg, UNC  
 Carla Gartner, GaT  
 Megan Irvine, DU  
**Holly Schneider, FSU**

**PLAYER OF THE YEAR**

Kerry Annel, Georgia Tech

**ROOKIE OF THE YEAR**

Stephanie Schulz, Clemson

**COACH OF THE YEAR**

Shelton Collier, Georgia Tech

# 1995 ACC VOLLEYBALL STATISTICS

**INDIVIDUAL**

**HITTING %**

Kerry Annel, GaT .368  
 Sherry Smith, UM .306  
 Stephanie Schulz, CU .306  
 Ashley Self, CU .298  
 Chrissie Lukasiewicz, DU .291  
 Chelle Komula, GaT .288  
 Julie Rodriguez, CU .288  
 Jill Peden, UNC .283  
 Elizabeth Efron, UM .275  
 Amy Lemerman, NCS .273

**ASSISTS PER GAME**

Andrea Nachtrieb, GaT 13.50  
 Erin Berg, UNC 12.67  
 Michelle Thieke, CU 11.78  
 Nicole Peterson, NCS 11.08  
 Eden Kroeger, UM 11.12  
 Kristen Campbell, DU 10.80  
**Maureen McCarthy, FSU 9.66**  
 Kathy Snediker, UVA 7.57

**KILLS PER GAME**

Kerry Annel, GaT 4.46  
 Kristin Kruse, UNC 4.11  
 Julie Rodriguez, CU 4.16  
 Whitney Casey, UVA 3.85  
 Amber Willey, UNC 3.81  
**Holly Schneider, FSU 3.77**  
 Cris Omiecinski, GaT 3.72  
 Shelley Partridge, NCS 3.63  
 Maureen Reindl, DU 3.39  
 Sherry Smith, UM 3.37

**SERVICE ACES PER GAME**

Whitney Casey, UVA .602  
 Elizabeth Efron, UM .500  
 Laura Kimbrell, NCS .383  
**Maureen McCarthy, FSU .337**  
 Kathy Snediker, UVA .333  
 Ashley Self, CU .319  
 Lynette Anderson, GaT .304  
 Chelle Komula, GaT .294  
 Virginia Hall, DU .292  
 Ashley Powers, UNC .287

**DIGS PER GAME**

Maureen Reindl, DU 4.21  
 Shelley Partridge, NCS 4.10  
 Jennifer Peterson, NCS 3.86  
 Megan McNery, CU 3.44  
 Whitney Casey, UVA 3.23  
 Virginia Hall, DU 3.23  
 Nicole Peterson, NCS 3.19  
 Cris Omiecinski, GaT 3.16  
 Daune Koester, UM 3.14  
 Amber Willey, UNC 3.06

**BLOCKS PER GAME**

Lindsay Smith, UNC 1.40  
 Chelle Komula, GaT 1.39  
 Kerry Annel, GaT 1.30  
 Megan Irvine, DU 1.20  
 Sherry Smith, UM 1.18  
**Valerie Broussard, FSU 1.13**  
 Cris Lukasiewicz, DU 1.04  
 Ashley Self, CU .975  
 Carla Gartner, GaT .973  
 Anissa Cronenberg, UNC .940

**TEAM**

**HITTING %**

Georgia Tech .275  
 Clemson .261  
 Maryland .232  
 N.C. State .229  
 North Carolina .211  
**Florida State .199**  
 Duke .168  
 Virginia .165

**ASSISTS PER GAME**

Georgia Tech 14.94  
 Maryland 14.82  
 North Carolina 13.58  
 N.C. State 13.45  
 Clemson 12.78  
 Virginia 12.34  
**Florida State 12.30**  
 Duke 12.23

**KILLS PER GAME**

Georgia Tech 16.55  
 Maryland 16.47  
 Clemson 15.31  
 North Carolina 15.12  
 N.C. State 14.89  
 Virginia 13.96  
**Florida State 13.88**  
 Duke 13.29

**SERVICE ACES PER GAME**

Maryland 1.97  
 Virginia 1.81  
 N.C. State 1.69  
 Georgia Tech 1.63  
 Clemson 1.61  
 North Carolina 1.52  
**Florida State 1.34**  
 Duke 1.29

**DIGS PER GAME**

N.C. State 18.72  
 Maryland 18.08  
 Duke 17.18  
 North Carolina 16.99  
 Georgia Tech 16.34  
 Clemson 15.74  
**Florida State 15.13**  
 Virginia 15.11

**BLOCKS PER GAME**

Georgia Tech 3.04  
 North Carolina 2.94  
 Duke 2.54  
 Maryland 2.46  
 Clemson 2.18  
**Florida State 2.15**  
 N.C. State 2.08  
 Virginia 1.80

# SERIES RECORDS

TEAM	LAST MEETING	W-L	TEAM	LAST MEETING	W-L
Alabama	1992	9-10	Mississippi State	1982	6-0
Appalachian State	1981	2-0	Mississippi University for Women	1980	7-5
Alabama-Birmingham	1991	6-1	Montevallo	1980	2-0
Arizona	1985	0-3	Morehead State	1990	4-0
Arizona State	1984	0-1	Nebraska	1982	0-2
Arkansas State	1993	2-1	New Mexico	1986	0-1
<b>AUBURN</b>	<b>1993</b>	<b>7-0</b>	New Orleans	1995	7-0
Baylor	1990	2-0	Nicholls State	1981	4-0
Berry College	1976	2-1	North Alabama	1976	1-0
Brigham Young	1989	1-4	<b>NORTH CAROLINA</b>	<b>1995</b>	<b>16-4</b>
Butler	1990	1-0	North Carolina-Greensboro	1976	1-0
Cal-Berkeley	1989	1-1	<b>NORTH CAROLINA STATE</b>	<b>1995</b>	<b>8-4</b>
Cal-Irvine	1991	0-1	North Florida Junior College	1979	2-0
Central Florida	1994	23-7	North Texas State	1978	0-1
Cincinnati	1990	15-2	Northeast Louisiana	1991	1-0
<b>CLEMSON</b>	<b>1995</b>	<b>10-4</b>	Northern Arizona	1989	1-0
COLLEGE OF CHARLESTON	1975	1-1	Northwestern	1985	1-1
Colorado	1990	0-1	Northwest Louisiana	1977	1-0
Colorado State	1988	0-1	Notre Dame	1994	1-1
Columbus College	1978	2-0	Ohio State	1981	0-1
DePaul	1994	2-0	Oklahoma	1979	1-0
<b>DUKE</b>	<b>1995</b>	<b>3-13</b>	Oklahoma State	1980	1-0
East Tennessee State	1981	2-0	Pacific	1993	0-1
Eastern Kentucky	1988	3-4	Penn State	1994	1-2
Eastern Washington	1990	1-0	Pepperdine	1978	0-1
Flagler College	1981	4-0	Pittsburgh	1992	2-2
<b>FLORIDA</b>	<b>1995</b>	<b>21-16</b>	Portland State	1981	0-1
Florida A&M	1992	13-0	<b>PURDUE</b>	<b>1989</b>	<b>2-2</b>
<b>FLORIDA ATLANTIC</b>	<b>1994</b>	<b>2-0</b>	Rice	1993	4-0
Florida Institute of Technology	1987	1-0	Rhode Island	1995	1-1
Florida International	1991	9-4	Rollins College	1981	1-0
Florida Junior College	1980	2-0	Rutgers	1982	0-2
Florida Southern	1982	4-1	San Diego State	1983	0-1
Fresno State	1994	0-2	Sam Houston State	1981	2-1
George Mason	1995	0-1	South Alabama	1995	12-0
George Washington	1990	1-1	South Carolina	1990	16-7
Georgetown	1992	2-0	South Carolina-Spartanburg	1980	1-0
<b>GEORGIA</b>	<b>1994</b>	<b>10-9</b>	SOUTH FLORIDA	1995	31-2
Georgia Southern	1990	1-0	Southeast Louisiana	1979	1-0
Georgia State	1992	3-0	Southern University	1983	1-0
<b>GEORGIA TECH</b>	<b>1995</b>	<b>2-6</b>	<b>SOUTHERN ILLINOIS</b>	<b>1994</b>	<b>3-1</b>
Gulf Coast Community College	1979	2-0	Southern Mississippi	1993	14-0
Hofstra	1992	3-0	Southwest Missouri State	1993	1-6
Houston	1995	4-8	Southwest Texas State	1991	3-1
Idaho	1991	1-0	Southwestern Louisiana	1977	1-0
Illinois	1986	0-1	St. Louis University	1980	0-2
Illinois-Chicago	1987	2-1	Stetson University	1983	1-0
Illinois State	1989	4-1	Syracuse	1992	1-0
Indiana-Evansville	1984	1-0	Tampa	1988	1-0
Indian River Community College	1981	1-0	Temple	1991	1-0
Iowa	1994	0-2	Tennessee	1989	8-6
Iowa State	1979	1-0	Tennessee-Chattanooga	1983	4-0
<b>JACKSONVILLE</b>	<b>1995</b>	<b>19-0</b>	Tennessee Tech	1982	2-0
Kentucky	1990	4-5	Texas	1990	0-5
Lake City Community College	1980	6-0	Texas A&M	1993	3-4
Lamar	1988	2-0	Texas-Arlington	1985	1-3
LaSalle	1992	1-0	Texas Tech	1986	4-1
Long Beach State	1992	0-2	Troy State	1993	1-0
Louisiana State	1994	10-8	Tulane	1990	9-1
Louisville	1990	9-5	Tuskegee Institute	1976	1-0
Loyola Marymount	1993	2-1	<b>UCLA</b>	<b>1994</b>	<b>0-3</b>
<b>MARYLAND</b>	<b>1995</b>	<b>6-6</b>	Utah State	1981	0-1
McNeese State	1992	1-0	Valdosta State	1977	1-0
<b>MEMPHIS</b>	<b>1995</b>	<b>16-2</b>	<b>VIRGINIA</b>	<b>1995</b>	<b>21-1</b>
Miami	1981	11-8	Virginia Tech	1990	13-0
Miami Dade-North CC	1976	1-0	Washington	1995	0-1
Miami Dade-South CC	1980	3-4	West Georgia State	1977	2-0
Michigan State	1986	1-1	West Virginia	1980	2-0
Middle Tennessee State	1981	1-0	William & Mary	1992	2-1
Milligan College	1977	1-0	Winthrop College	1980	2-0
Minnesota	1994	6-7	Wyoming	1990	0-1
Mississippi	1986	3-0	Xavier	1985	1-0

1996 OPPONENTS IN BOLD CAPS

# 1996 OPPONENTS



## FLORIDA ATLANTIC

FRI., AUG. 30 & SAT., AUG. 31  
AT TALLAHASSEE, FLA.

Nickname ..... Owls  
 Location ..... Boca Raton, FL  
 Enrollment ..... 18,500  
 Colors ..... Blue and Grey  
 Arena/Capacity ..... FAU Gym/5,000  
 Conference ..... Trans America Athletic  
 Conference Record/Finish ..... 1-5/4th  
 1995 Overall Record ..... 12-13  
 Post Season Play ..... N/A  
 Head Coach/Year at School ..... Jody Brown/2nd  
 Record at School/Overall ..... 12-13/same  
 Alma Mater/Year ..... Graceland/'85  
 Starters Returning/Lost ..... 5/1  
 Top Returnees ... Stacy Peterson, JR, OH, 5-10; Kim Pruitt, SO, OH, 5-11  
 SID Contact/Phone .... Katrina McCormack/561-367-3063  
 SID Fax ..... 561-367-2996

Colors ..... Red and White  
 Arena/Capacity ..... Millett Hall/9,200  
 Conference ..... Mid-American  
 Conference Record/Finish ..... 15-2/1st  
 1995 Overall Record ..... 24-7  
 Post Season Play ..... NCAA First Round  
 Head Coach/Year at School ..... Carolyn Condit/13th  
 Record at School/Overall ..... 245-152/335-233  
 Alma Mater/Year ..... Mt. St. Joseph's/'76  
 Starters Returning/Lost ..... 4/2  
 Top Returnees .... Jessica Stout, S, 5-8, JR; Lori Reinart, MH, 5-10, SR  
 SID Contact/Phone ..... Ann Lucas/513-529-4327  
 SID Fax ..... 513-529-6729  
 Fax on Demand ..... 770-399-3066  
 Code ..... 622  
 Release ..... 1820  
 Stats ..... 1821



## SOUTHERN ILLINOIS

FRI., SEPT. 6 AT WEST LAFAYETTE, IND.

Nickname ..... Salukis  
 Location ..... Carbondale, IL  
 Enrollment ..... 23,000  
 Colors ..... Maroon and White  
 Arena/Capacity ..... Davies Gym/1,250  
 Conference ..... Missouri Valley  
 Conference Record/Finish ..... 13-7/5th  
 1995 Overall Record ..... 17-13  
 Post Season Play ..... n/a  
 Head Coach/Year at School ..... Sonya Locke/6th  
 Record at School/Overall ..... 79-70/114-75  
 Alma Mater/Year ..... Southern Illinois/'83  
 Starters Returning/Lost ..... 2/4  
 Top Returnees ... Jodi Revoir, MB, 6-0, Sr; Becky Chappell, DS, 5-9, SR  
 SID Contact/Phone ..... Bryan McGowan/618-453-5465  
 SID Fax ..... 618-536-2152

SAT., SEPT. 7 AT WEST LAFAYETTE, IND.


Nickname ..... Boilermakers  
 Location ..... West Lafayette, Ind  
 Enrollment ..... 34,685  
 Colors ..... Old Gold and Black  
 Arena/Capacity ... Intercollegiate Athletic Facility/1,6500  
 Conference ..... Big Ten  
 Conference Record/Finish ..... 6-14/9th  
 1995 Overall Record ..... 8-20  
 Post Season Play ..... none  
 Head Coach/Year at School ..... Joey Vrazel/2nd  
 Record at School/Overall ..... 8-20/same  
 Alma Mater/Year ..... Texas A&M/1984  
 Starters Returning/Lost ..... 4/2  
 Top Returnees ..... Lauri Grimes, Sr, OH, 5-10  
 SID Contact/Phone ..... Tom Schott/317-494-3145  
 SID Fax ..... 317-494-5447  
 Fax on Demand ..... 770-399-3066  
 Conference Code ..... 282  
 VB Release/Stats ..... 3035



## MIAMI OF OHIO

SAT., SEPT. 7 AT WEST LAFAYETTE, IND.

Nickname ..... Redskins  
 Location ..... Oxford, OH  
 Enrollment ..... 16,000



## JACKSONVILLE

TUE., SEPT. 10 AT JACKSONVILLE, FLA.  
 TUE., OCT. 29 AT TALLAHASSEE, FLA.

Nickname ..... Dolphins  
 Location ..... Jacksonville, Fla  
 Enrollment ..... 2,416  
 Colors ..... Green and White  
 Arena/Capacity ..... Swisher Gym/1,000  
 Conference ..... Sun Belt  
 Conference Record/Finish ..... 1-8/Tied 9th

1995 Overall Record ..... 8-21  
 Post Season Play ..... N/A  
 Head Coach/Year at School ..... Ann Marie Wessel/3rd  
 Record at School/Overall ..... 24-39/same  
 Alma Mater/Year ..... Clemson/'92  
 Starters Returning/Lost ..... 3/3  
 Top Returnees .... Carrie Windell, OH, 6-o, SO; Aiko Beltran, S, 5-6, SO  
 SID Contact/Phone ..... Richard Paige/904-745-7402  
 SID Fax ..... 904-743-0067  
 Fax on Demand ..... 770-399-3066  
 Passcode ..... 722  
 Schedule ..... 14,81  
 Stats/Results ..... 14,82  
 Latest Box ..... 14,83



## FLORIDA

FRI., SEPT. 13 AT GAINESVILLE, FLA.  
 TUE., NOV. 12 AT TALLAHASSEE, FLA.

Nickname ..... Gators  
 Location ..... Gainesville, Fla  
 Enrollment ..... 39,500  
 Colors ..... Orange and Blue  
 Arena/Capacity ..... Stephen C. O'Connell Center/12,000  
 Conference ..... Southeastern  
 Conference Record/Finish ..... 14-0/1st  
 1995 Overall Record ..... 35-2  
 Post Season Play ..... Advanced to South Region final  
 Head Coach/Year at School ..... Mary Wise/6th  
 Record at School/Overall ..... 165-19/246-82  
 Alma Mater/Year ..... Purdue/'81  
 Starters Returning/Lost ..... 2/4  
 Top Returnees ..... Julie Stanhope, 6-2, Sr, MB  
 SID Contact/Phone ..... Mary Wagner/352-375-4683, ext. 6128  
 SID Fax ..... 352-375-4809  
 FAX on Demand ..... 770-399-3066  
 Code ..... 732  
 Release ..... 1596  
 Stats Only ..... 1597  
 Website ..... <http://www.uaa.ufl.edu>



## UCLA

SAT., SEPT. 7 AT GAINESVILLE, FLA.

Nickname ..... Bruins  
 Location ..... Los Angeles, CA  
 Enrollment ..... 34,000  
 Colors ..... Blue and Gold  
 Arena/Capacity ..... Pauley Pavilion/12,800  
 Conference ..... Pacific 10  
 Conference Record/Finish ..... 12-6/T2nd  
 1995 Overall Record ..... 23-9  
 Post Season Play ..... NCAA Regional Final  
 Head Coach/Year at School ..... Andy Banachowski/30th  
 Record at School/Overall ..... 795-161  
 Alma Mater/Year ..... UCLA/'68  
 Starters Returning/Lost ..... 4/2  
 Top Returnees ... Kelly Flannigan, S, 6-o, SR; Kim Krull, MB, 6-o, SR  
 SID Contact/Phone ..... Elaine Adams/310-206-6831  
 SID Fax ..... 310-825-8664



## BALL STATE

SAT., SEPT. 14 AT GAINESVILLE, FLA.

Nickname ..... Cardinals  
 Location ..... Muncie, IN  
 Enrollment ..... 19,115  
 Colors ..... Cardinal and White  
 Arena/Capacity ..... University Arena/11,500  
 Conference ..... Mid-American  
 Conference Record/Finish ..... 12-5/3rd  
 1995 Overall Record ..... 22-12  
 Post Season Play ..... NCAA Second Round  
 Head Coach/Year at School ..... Randy Litchfield/8th  
 Record at School/Overall ..... 140-67/same  
 Alma Mater/Year ..... Ball State/'84  
 Starters Returning/Lost ..... 5/1  
 Top Returnees .... Wendy Carter, S, 6-1, SR; Mindy Stanley, MH, SR, 6-1  
 SID Contact/Phone ..... Bob Moore/317-285-8242  
 SID Fax ..... 317-285-2936  
 FAX on Demand ..... 770-399-3066  
 Code ..... 622  
 Release ..... 1320  
 Statistics ..... 1321



## MARYLAND

SAT., SEPT. 21 AT COLLEGE PARK, MD.  
 SUN., NOV. 10 AT TALLAHASSEE, FLA.

Nickname ..... Terrapins  
 Location ..... College Park, MD  
 Enrollment ..... 30,371  
 Colors ..... Red, White, Black and Gold  
 Arena/Capacity ..... Cole Field House/14,500  
 Conference ..... Atlantic Coast  
 Conference Record/Finish ..... 10-4/3rd/2nd Tourn.  
 1995 Overall Record ..... 22-10  
 Post Season Play ..... n/a  
 Head Coach/Year at School ..... Janice Kruger/9th  
 Record at School/Overall ..... 154-105/506-201-6  
 Alma Mater/Year ..... Nebraska/'77  
 Starters Returning/Lost ..... 4/2  
 Top Returnees ... Elizabeth Efron, 6-o, SR, MB; Eden Kroeger, 5-7, JR, S  
 SID Contact/Phone ..... TBA/301-314-7064  
 SID Fax ..... 301-314-9094  
 Faxback ..... 910-854-5859  
 Release ..... 51850  
 Schedule/Roster ..... 51854



## VIRGINIA

SUN., SEPT. 22 AT CHARLOTTESVILLE, VA.  
 FRI., NOV. 8 AT TALLAHASSEE, FLA.

Nickname ..... Cavaliers



Location ..... Charlottesville, Va  
 Enrollment ..... 18,073  
 Colors ..... Orange and Blue  
 Arena/Capacity ..... Memorial Gym/2,500  
 Conference ..... Atlantic Coast  
 Conference Record/Finish ..... 1-13/8th  
 1995 Overall Record ..... 9-22  
 Post Season Play ..... NA  
 Head Coach/Year at School ..... Melissa Aldrich/2nd  
 Record at School/Overall ..... 9-22/same  
 Alma Mater/Year ..... William & Mary/'91  
 Starters Returning/Lost ..... 5/2  
 Top Returnees ..... Whitney Casey, SR, OH  
 SID Contact/Phone ..... TBA/804-982-5500  
 SID Fax ..... 804-982-5525  
 Faxback ..... 910-854-5859  
 Release ..... 81850  
 Schedule/Roster ..... 81854



**CLEMSON**

FRI., SEPT. 27 AT TALLAHASSEE, FLA.  
 FRI., OCT. 11 AT CLEMSON, SC.

Nickname ..... Tigers  
 Location ..... Clemson, SC  
 Enrollment ..... 16,296  
 Colors ..... Burnt Orange and Northwest Purple  
 Arena/Capacity ..... Jervy Gym/3,500  
 Conference ..... Atlantic Coast  
 Conference Record/Finish ..... 10-3/2nd  
 1995 Overall Record ..... 23-10  
 Post Season Play ..... NA  
 Head Coach/Year at School ..... Jolene Jordan Hoover/4th  
 Record at School/Overall ..... 78-26/171-57  
 Alma Mater/Year ..... Illinois State/'85  
 Starters Returning/Lost ..... 4/2  
 Top Returnees .. Ashley Self, MH, 6-2, SR; Julie Rodriguez, OH, 5-10, SR  
 SID Contact/Phone ..... Jessica Reo/864-656-2114  
 SID Fax ..... 864-656-0299  
 Faxback ..... 910-854-5859  
 Release ..... 11850  
 Schedule/Roster ..... 11854



**GEORGIA TECH**

SUN., SEPT. 29 AT TALLAHASSEE, FLA.  
 SUN., OCT. 13 AT ATLANTA, GA.

Nickname ..... Lady Jackets  
 Location ..... Atlanta, Ga  
 Enrollment ..... 12,900  
 Colors ..... Old Gold and White  
 Arena/Capacity ..... O'Keefe Gymnasium  
 Conference ..... Atlantic Coast  
 Conference Record/Finish ..... 12-2/1st  
 1995 Overall Record ..... 29-7  
 Post Season Play ..... NCAA Second Round  
 Head Coach/Year at School ..... Shelton Collier/6th

Record at School/Overall ..... 137-48/433-141  
 Alma Mater/Year ..... Ohio State/'77  
 Starters Returning/Lost ..... 4/2  
 Top Returnees .. Andrea Nachtrieb, S, 5-7, SR; Chelle Komula, MB, 5-11, JR  
 SID Contact/Phone ..... Erika Austin/404-894-5445  
 SID Fax ..... 404-894-1248  
 Fax on Demand ..... 910-854-5859  
 Release ..... 41850  
 Schedule/Roster ..... 41854



TUE., OCT. 1 AT AUBURN, ALA.

Nickname ..... Tigers  
 Location ..... Auburn, Ala  
 Enrollment ..... 22,122  
 Colors ..... Burnt Orange & Navy Blue  
 Arena/Capacity ..... Student Activities Center/1,000  
 Conference ..... Southeast  
 Conference Record/Finish ..... 7-8/3rd West  
 1995 Overall Record ..... 16-13  
 Post Season Play ..... N/A  
 Head Coach/Year at School ..... Liz Bitzer/5th  
 Record at School/Overall ..... 58-62/same  
 Alma Mater/Year ..... Northern Colorado/'80  
 Starters Returning/Lost ..... 4/2  
 Top Returnees Allyson Beecroft, OH, 5-11, SR; Piper Craig, S, 5-9, SO  
 SID Contact/Phone ..... Meredith Jenkins/334-844-9701  
 SID Fax ..... 334-844-9708  
 Fax on Demand ..... 770-399-3066  
 SEC Passcode ..... 732  
 Volleyball Code ..... 1475



**DUKE**

FRI., OCT. 4 AT TALLAHASSEE, FLA.  
 SUN., NOV. 3 AT DURHAM, NC.

Nickname ..... Blue Devils  
 Location ..... Durham, NC  
 Enrollment ..... 6,057  
 Colors ..... Royal Blue and White  
 Arena/Capacity ..... Cameron Indoor Stadium/9,314  
 Conference ..... Atlantic Coast  
 Conference Record/Finish ..... 6-8/6th  
 1995 Overall Record ..... 7-18  
 Post Season Play ..... N/A  
 Head Coach/Year at School ..... Linda Gensing/2nd  
 Record at School/Overall ..... 7-18/68-41  
 Alma Mater/Year ..... Iowa/'87  
 Starters Returning/Lost ..... 5/1  
 Top Returnees Maureen Reindl, OH, 5-11, JR; Megan Irvine, MB, 6-0, SO; Kristen Campbell, S, 5-11, JR  
 SID Contact/Phone ..... Sean Moore/919-684-2633  
 SID Fax ..... 919-684-2489  
 Faxback ..... 910-854-5859  
 Release ..... 21850  
 Schedule/Roster ..... 21854



## WAKE FOREST

SUN., OCT. 6 AT TALLAHASSEE, FLA.  
FRI., NOV. 1 AT TALLAHASSEE, FLA.

Nickname .....	Demon Deacons
Location .....	Winston-Salem, NC
Enrollment .....	3,620
Colors .....	Old Gold & Black
Arena/Capacity .....	Reynolds Gym/1,000
Conference .....	Atlantic Coast
Conference Record/Finish .....	First Year
1995 Overall Record .....	First Year
Post Season Play .....	First Year
Head Coach/Year at School .....	Mary Jones/1st
Record at School/Overall .....	0-0
Alma Mater/Year .....	Kentucky/'91
Starters Returning/Lost .....	First Year
Top Returnees .....	First Year
SID Contact/Phone ...	Theresa Kelly Gegen/910-759-5640
SID Fax .....	910-759-5640
Faxback .....	910-854-5859
Release .....	91850
Schedule/Roster .....	91854



## NORTH CAROLINA

FRI., OCT. 18 AT CHAPEL HILL, NC.  
FRI., OCT. 25 AT TALLAHASSEE, FLA.

Nickname .....	Tar Heels
Location .....	Chapel Hill, NC
Enrollment .....	24,463
Colors .....	Carolina Blue and White
Arena/Capacity .....	Carmichael Auditorium/10,000
Conference .....	Atlantic Coast
Conference Record/Finish .....	7-7, 4th
1995 Overall Record .....	17-18
Post Season Play .....	NIVC
Head Coach/Year at School .....	Joe Sagula/7th
Record at School/Overall .....	98-98/301-221
Alma Mater/Year .....	SUNY-New Paltz/'78
Starters Returning/Lost .....	5/1
Top Returnees ..	Amber Willey, OH, 6-1, SR; Erin Berg, S, 5-10, SO
SID Contact/Phone .....	Matt Bowers/919-962-2123
SID Fax .....	919-962-0612
Faxback .....	910-854-5859
Release .....	61850
Schedule/Roster .....	61854



## NORTH CAROLINA STATE

SAT., OCT. 19 AT RALEIGH, NC.  
SUN., OCT. 27 AT TALLAHASSEE, FLA.

Nickname .....	Wolfpack
Location .....	Raleigh, NC
Enrollment .....	27,537
Colors .....	Red and White
Arena/Capacity .....	Reynolds Coliseum/3,500
Conference .....	Atlantic Coast
Conference Record/Finish .....	6-8/6th
1995 Overall Record .....	20-15
Post Season Play .....	n/a
Head Coach/Year at School .....	Kim Hall/3rd
Record at School/Overall .....	32-38/same
Alma Mater/Year .....	Wheaton College/'91
Starters Returning/Lost .....	5/1
Top Returnees .....	Pam Sumner, SR, 6-3, OH
SID Contact/Phone	Joan von Thron or Alison Fanner/919-515-2102
SID Fax .....	919-515-2898
Faxback .....	910-854-5859
Release .....	71850
Schedule/Roster .....	71854



## GEORGIA

SAT., NOV. 16 AT TALLAHASSEE, FLA.

Nickname .....	Bulldogs
Location .....	Athens, Ga
Enrollment .....	30,149
Colors .....	Red and Black
Arena/Capacity .....	Ramsey Center/2,400
Conference .....	Southeastern
Conference Record/Finish .....	11-3/2nd
1995 Overall Record .....	21-9
Post Season Play .....	NCAA 2nd round
Head Coach/Year at School .....	Jim Iams/8th
Record at School/Overall .....	186-59/227-84
Alma Mater/Year .....	Stanford/'74
Starters Returning/Lost .....	3/3
Top Returnees .....	Cassie Brill, 6-1, So, MB; Christine Nelson, 5-8, Jr, OH
SID Contact/Phone .....	TBA/706-542-1621
SID Fax .....	706-542-9339
Fax on Demand .....	770-399-3066
Code .....	732
File .....	1644
Website .....	<a href="http://www.sports.uga.edu">http://www.sports.uga.edu</a>

# INDIVIDUAL CAREER RECORDS

## MATCHES PLAYED

1. Sally Summer	189, 1980-83
2. Alicia Cross	188, 1979-82
3. Camy Davis	175, 1979-83
4. Marie Sanders	164, 1980-83
5. Julie Brown	155, 1979-83
6. Karyn Palgut	153, 1981-84
7. Carol Forsten	145, 1981-84
8. Shannon Lages	143, 1980-83
9. Maggie Philgence	138, 1987-90
10. Deanne Kaleta	137, 1985-88

## SOLO BLOCKS

1. Gabrielle Reece	240, 1987-90
2. Vicki Zinkil	179, 1989-93
3. Bianca Stevens	129, 1989-92
4. Julie Brown	127, 1979-83
5. Julie Todd	126, 1984-87
6. Deanne Kaleta	116, 1985-88
7. Valerie Broussard	71, 1993-95
8. Maggie Philgence	69, 1987-90
9. Joan Morris	58, 1983-86
10. Shannon Lages	54, 1980-83

## KILL ATTEMPTS

1. Maggie Philgence	4793, 1987-90
2. Luiza Ramos	4321, 1991-94
3. Deanna Bosschaert	3749, 1991-94
4. Julie Todd	3470, 1984-87
5. Deanne Kaleta	3191, 1985-88
6. Joan Morris	3189, 1983-86
7. Vicki Zinkil	2800, 1989-93
8. Sally Summer	2790, 1980-83
9. Karyn Palgut	2737, 1981-84
10. Gabrielle Reece	2709, 1987-90

## BLOCK ASSISTS

1. Julie Todd	609, 1984-87
2. Gabrielle Reece	507, 1987-90
3. Vicki Zinkil	432, 1989-93
4. Deanne Kaleta	402, 1985-89
5. Maggie Philgence	315, 1987-90
6. Julie Brown	270, 1979-83
7. Nancy Gaspadarek	262, 1986-89
8. Karyn Palgut	254, 1981-84
9. Amy Bronson	230, 1988-90
10. Joan Morris	228, 1983-86

## KILLS

1. Maggie Philgence	2110, 1987-90
2. Luiza Ramos	1847, 1991-94
3. Julie Todd	1615, 1984-87
4. Deanna Bosschaert	1436, 1991-94
5. Joan Morris	1285, 1983-86
6. Karyn Palgut	1228, 1981-84
7. Deanne Kaleta	1195, 1985-88
8. Gabrielle Reece	1179, 1987-90
9. Vicki Zinkil	1178, 1989-93
10. Sally Summer	1057, 1980-83

## TOTAL BLOCKS

1. Gabrielle Reece	747, 1987-90
2. Julie Todd	735, 1984-87
3. Vicki Zinkil	611, 1989-90
4. Alicia Cross	594, 1979-83
5. Deanne Kaleta	518, 1985-88
6. Julie Brown	504, 1979-83
7. Maggie Philgence	384, 1987-90
8. Bianca Stevens	323, 1989-92
9. Karyn Palgut	305, 1981-84
10. Valerie Broussard	294, 1993-95

## HITTING PERCENTAGE

1. Alicia Cross	.360, 1979-82
2. Donna Krai	.306, 1982-85
3. Maggie Philgence	.306, 1987-90
4. Julie Brown	.301, 1979-83
5. Julie Todd	.295, 1984-87
6. Karyn Palgut	.285, 1981-84
7. Vicki Zinkil	.273, 1989-93
8. Shannon Lages	.272, 1980-83
9. Sally Summer	.271, 1980-83
10. Gabrielle Reece	.270, 1987-90

## SET ASSISTS

1. Nancy Gaspadarek	4804, 1986-89
2. Jennifer McCall	2888, 1990-93
3. Marie Sanders	2815, 1980-83
4. Donna Krai	2050, 1982-85
<b>5. Maureen McCarthy</b>	<b>1874, 1994-95</b>
6. Barb Mellen	1589, 1979-81
7. Sherry Cowling	1348, 1992
8. Jennifer Marraffino	1054, 1987-90
<b>9. Patty Diamond</b>	<b>905, 1993-95</b>
10. Brandi Cumin	874, 1990-91

## SERVICE ACES

1. Donna Krai	188, 1982-85
2. Luiza Ramos	183, 1991-94
3. Deanna Bosschaert	170, 1991-94
4. Julie Todd	133, 1984-87
5. Karyn Palgut	132, 1981-84
6. Maggie Philgence	118, 1987-90
7. Deanne Kaleta	117, 1985-88
8. Jennifer McCall	111, 1990-93
9. Nancy Gaspadarek	104, 1986-89
10. Amy Bronson	103, 1988-90

## DIGS

1. Luiza Ramos	1771, 1991-94
2. Maggie Philgence	1185, 1987-90
3. Nancy Gaspadarek	1150, 1986-89
4. Deanne Kaleta	1083, 1985-88
5. Deanna Bosschaert	1054, 1991-94
6. Joan Morris	985, 1983-86
7. Julie Todd	908, 1984-87
8. Marybeth Sutcliffe	871, 1987-90
9. Jennifer McCall	845, 1990-93
10. Kristine Cousins	819, 1990-91

# INDIVIDUAL SEASON RECORDS

## HITTING PERCENTAGE

1. Margie Wessel .....	420, 1980
2. Julie Brown .....	382, 1981
3. Shannon Lages .....	360, 1980
4. Alicia Cross .....	356, 1981
5. Julie Todd .....	351, 1987
6. Maggie Philgence .....	333, 1990
7. Maggie Philgence .....	329, 1988
8. Rhonda Petty .....	320, 1980
9. Deanne Kaleta .....	319, 1988
10. Vicki Zinkil .....	318, 1993

## KILLS

1. Maggie Philgence .....	579, 1990
Luiza Ramos .....	579, 1994
3. Joan Morris .....	571, 1986
Maggie Philgence .....	571, 1989
5. Maggie Philgence .....	546, 1988
6. Julie Todd .....	513, 1986
7. Julie Todd .....	466, 1987
8. Luiza Ramos .....	451, 1992
9. Luiza Ramos .....	446, 1993
10. Deanne Kaleta .....	436, 1988

## KILL ATTEMPTS

1. Luiza Ramos .....	1402, 1994
2. Joan Morris .....	1389, 1986
3. Maggie Philgence .....	1305, 1989
4. Maggie Philgence .....	1265, 1990
5. Deanna Bosschaert .....	1237, 1994
6. Maggie Philgence .....	1217, 1988
7. Kristine Cousins .....	1149, 1990
8. Julie Todd .....	1135, 1986
9. Sally Summer .....	1054, 1982
10. Kristine Cousins .....	1040, 1991
Deanne Kaleta .....	1040, 1988

## TOTAL BLOCKS

1. Cordelia Campbell .....	286, 1979
2. Julie Todd .....	273, 1987
3. Alicia Cross .....	270, 1979
4. Julie Todd .....	238, 1986
5. Gabrielle Reece .....	212, 1989
6. Julie Brown .....	195, 1983
7. Julie Brown .....	194, 1981
8. Gabrielle Reece .....	189, 1990
9. Deanne Kaleta .....	181, 1986
10. Gabrielle Reece .....	175, 1987

## SET ASSISTS

1. Jennifer McCall .....	1452, 1993
2. Nancy Gaspadarek .....	1410, 1989
3. Sherry Cowling .....	1348, 1992
4. Nancy Gaspadarek .....	1216, 1986
5. Nancy Gaspadarek .....	1159, 1987
6. Marie Sanders .....	1112, 1982
7. Maureen McCarthy .....	1101, 1994
8. Nancy Gaspadarek .....	1019, 1988
9. Donna Krai .....	994, 1985
10. Barb Mellen .....	984, 1981

## KILLS PER GAME

1. Luiza Ramos .....	4.87, 1994
2. Luiza Ramos .....	4.60, 1993
3. Maggie Philgence .....	4.41, 1990

4. Maggie Philgence .....	4.32, 1989
5. Joan Morris .....	4.26, 1986
6. Maggie Philgence .....	4.16, 1988
7. Julie Todd .....	3.85, 1987
8. Luiza Ramos .....	3.82, 1992
9. Julie Todd .....	3.80, 1986
10. Holly Schneider .....	3.77, 1995

## SERVICE ACES

1. Donna Krai .....	90, 1983
2. Karyn Palgut .....	55, 1984
3. Karyn Palgut .....	54, 1982
Luiza Ramos .....	54, 1992
5. Marie Sanders .....	53, 1983
6. Alicia Cross .....	52, 1982
7. Marie Sanders .....	51, 1982
Luiza Ramos .....	51, 1994
9. Kristine Cousins .....	49, 1990
10. Lynne Fullhart .....	48, 1985

## DIGS

1. Luiza Ramos .....	507, 1994
2. Joan Morris .....	460, 1986
3. Luiza Ramos .....	450, 1992
4. Kristine Cousins .....	440, 1990
5. Luiza Ramos .....	419, 1991
6. Sonia Trevino .....	403, 1989
7. Maggie Philgence .....	399, 1990
8. Luiza Ramos .....	394, 1993
9. Franci Rard .....	392, 1993
10. Kristine Cousins .....	379, 1991

## BLOCK ASSISTS

1. Julie Todd .....	223, 1987
2. Julie Todd .....	199, 1986
3. Gabrielle Reece .....	143, 1989
4. Deanne Kaleta .....	137, 1988
5. Julie Brown .....	134, 1983
Deanne Kaleta .....	134, 1986
7. Vicki Zinkil .....	133, 1993
8. Julie Brown .....	132, 1981
Gabrielle Reece .....	132, 1987
10. Vicki Zinkil .....	127, 1989

## SOLO BLOCKS

1. Gabrielle Reece .....	69, 1989
2. Gabrielle Reece .....	68, 1990
3. Julie Brown .....	62, 1981
4. Julie Brown .....	61, 1983
5. Gabrielle Reece .....	60, 1988
6. Vicki Zinkil .....	53, 1991
7. Bianca Stevens .....	52, 1991
8. Julie Todd .....	50, 1987
9. Deanne Kaleta .....	47, 1986
10. Marianne Tobolski .....	45, 1985

## BLOCKS PER GAME

1. Julie Todd .....	2.26, 1987
2. Vicki Zinkil .....	1.87, 1990
3. Julie Todd .....	1.76, 1986
4. Vicki Zinkil .....	1.68, 1989
5. Gabrielle Reece .....	1.65, 1989
6. Gabrielle Reece .....	1.64, 1987
7. Julie Brown .....	1.55, 1983
Gabrielle Reece .....	1.55, 1987
9. Julie Brown .....	1.50, 1981
Gabrielle Reece .....	1.50, 1990

# SEASON TEAM RECORDS

## KILLS

1. 1993 .....	1946
2. 1988 .....	1883
3. 1990 .....	1861
4. 1986 .....	1860
5. 1981 .....	1840

## ACES

1. 1983 .....	333
2. 1982 .....	317
3. 1984 .....	267
4. 1994 .....	249
5. 1992 .....	236

## TOTAL BLOCKS

1. 1987 .....	865
2. 1989 .....	793
3. 1986 .....	793
4. 1981 .....	658
5. 1990 .....	632

## HITTING %

1. 1980 season .....	.330
2. 1981 season .....	.308
3. 1988 season .....	.286
4. 1987 season .....	.264
5. 1990 season .....	.258

## DIGS

1. 1986 .....	2241
2. 1990 .....	2181
3. 1993 .....	2109
4. 1992 .....	1987
5. 1989 .....	1951

## BLOCK ASSISTS

1. 1987 .....	709
2. 1986 .....	684
3. 1989 .....	634
4. 1988 .....	524
5. 1981 .....	517

## ATTEMPTS

1. 1993 .....	4888
2. 1982 .....	4876
3. 1986 .....	4839
4. 1989 .....	4761
5. 1994 .....	4736

## ASSISTS

1. 1993 .....	1788
2. 1988 .....	1648
3. 1990 .....	1620
4. 1989 .....	1573
5. 1981 .....	1570

## BLOCK SOLOS

1. 1989 .....	159
2. 1987 .....	156
3. 1983 .....	153
4. 1990 .....	150
5. 1991 .....	144

# YEAR-BY-YEAR TEAM RECORDS

## KILLS

1979 .....	1057
1980 .....	1022
1981 .....	1840
1982 .....	1816
1983 .....	1674
1984 .....	1693
1985 .....	1470
1986 .....	1860
1987 .....	1642
1988 .....	1883
1989 .....	1838
1990 .....	1861
1991 .....	1668
1992 .....	1784
1993 .....	1946
1994 .....	1722
1995 .....	1513

## ATTEMPTS

1979 .....	3342
1980 .....	1956
1981 .....	4012
1982 .....	4876
1983 .....	4140
1984 .....	3875
1985 .....	3722
1986 .....	4839
1987 .....	4034
1988 .....	4721
1989 .....	4761
1990 .....	4667
1991 .....	4342
1992 .....	4210
1993 .....	4888
1994 .....	4736
1995 .....	4127

1986 .....	2241
1987 .....	1558
1988 .....	1816
1989 .....	1951
1990 .....	2181
1991 .....	1885
1992 .....	1987
1993 .....	2109
1994 .....	1820
1995 .....	1649

## TOTAL BLOCKS

1981 .....	658
1982 .....	493
1983 .....	585
1984 .....	524
1985 .....	518
1986 .....	793
1987 .....	865
1988 .....	660
1989 .....	793
1990 .....	632
1991 .....	453
1992 .....	440
1993 .....	493
1994 .....	203
1995 .....	234

1992 .....	309
1993 .....	428
1994 .....	261
1995 .....	348

## BLOCK SOLOS

1980 .....	47
1981 .....	141
1982 .....	105
1983 .....	153
1984 .....	69
1985 .....	142
1986 .....	109
1987 .....	156
1988 .....	136
1989 .....	159
1990 .....	150
1991 .....	144
1992 .....	131
1993 .....	65
1994 .....	72
1995 .....	60

## HITTING PERCENTAGE

1979 season .....	.150
1980 season .....	.330
1981 season .....	.308
1982 season .....	.215
1983 season .....	.238
1984 season .....	.255
1985 season .....	.222
1986 season .....	.229
1987 season .....	.264
1988 season .....	.286
1989 season .....	.231
1990 season .....	.258
1991 season .....	.197
1992 season .....	.236
1993 season .....	.235
1994 season .....	.181
1995 season .....	.199

## ACES

1982 .....	317
1983 .....	333
1984 .....	267
1985 .....	189
1986 .....	200
1987 .....	165
1988 .....	225
1989 .....	219
1990 .....	217
1991 .....	213
1992 .....	236
1993 .....	224
1994 .....	249
1995 .....	146

## DIGS

1982 .....	282
1983 .....	141
1984 .....	1417
1985 .....	1383

## BLOCK ASSISTS

1980 .....	163
1981 .....	517
1982 .....	388
1983 .....	432
1984 .....	455
1985 .....	376
1986 .....	684
1987 .....	709
1988 .....	524
1989 .....	634
1990 .....	482
1991 .....	309

## ASSISTS

1979 .....	1105
1980 .....	796
1981 .....	1570
1983 .....	1330
1984 .....	1269
1985 .....	1342
1986 .....	1514
1987 .....	1441
1988 .....	1648
1989 .....	1573
1990 .....	1620
1991 .....	1444
1992 .....	1556
1993 .....	1788
1994 .....	1539
1995 .....	1341

# INDIVIDUAL YEAR BY YEAR LEADERS

## KILLS

1979	Nancy Townsend	273
1980	Margie Wessel	200
1981	Alicia Cross	330
1982	Karyn Palgut	394
1983	Sally Summer	300
1984	Karyn Palgut	328
1985	Julie Todd	361
1986	Joan Morris	571
1987	Julie Todd	466
1988	Maggie Philgence	546
1989	Maggie Philgence	571
1990	Maggie Philgence	579
1991	Kristine Cousins	385
1992	Luiza Ramos	451
1993	Luiza Ramos	446
1994	Luiza Ramos	579
1995	Holly Schneider	411

## HITTING PERCENTAGE

1979	Nancy Townsend	.370
1980	Alicia Cross	.520
1981	Julie Brown	.382
1982	Shannon Lages	.278
1983	Donna Krai	.296
1984	Donna Krai	.490
1985	Julie Todd	.278
1986	Julie Todd	.297
1987	Julie Todd	.351
1988	Maggie Philgence	.329
1989	Gabrielle Reece	.279
1990	Maggie Philgence	.333
1991	Kristine Cousins	.230
1992	Sherry Cowling	.390
1993	Vicki Zinkil	.318
1994	Valerie Broussard	.268
1995	Valerie Broussard	.270

## ATTEMPTS

1979	Nancy Townsend	773
1980	Margie Wessel	375
1981	Carol Forsten	693
1982	Sally Summer	1054
1983	Sally Summer	779
1984	Joan Morris	754
1985	Joan Morris	834
1986	Joan Morris	1389
1987	Maggie Philgence	1006
1988	Maggie Philgence	1217
1989	Maggie Philgence	1305
1990	Maggie Philgence	1265
1991	Kristine Cousins	1040
1992	Luiza Ramos	1032
1993	Luiza Ramos	998
1994	Luiza Ramos	1402
1995	Holly Schneider	1035

## ACES

1982	Karyn Palgut	54
1983	Donna Krai	90
1984	Karyn Palgut	55
1985	Lynne Fullhart	48
1986	Joan Morris	45
1987	Julie Todd	35
1988	Deanne Kaleta	44
1989	Amy Bronson	47
1990	Kristine Cousins	49
1991	Deanna Bosschaert	42
1992	Luiza Ramos	54
1993	Luiza Ramos	45
1994	Luiza Ramos	51
1995	Holly Schneider	29

## DIGS

1982	Karyn Palgut	62
1983	Sally Summer	228
1984	Karyn Palgut	335
1985	Joan Morris	309
1986	Joan Morris	460
1987	Deanne Kaleta	285
1988	Deanne Kaleta	327
1989	Sonia Trevino	403
1990	Kristine Cousins	440
1991	Luiza Ramos	419
1992	Luiza Ramos	450
1993	Luiza Ramos	394
1994	Luiza Ramos	507
1995	Holly Schneider	303

## ASSISTS

1979	Barbara Mellen	492
1980	Marie Sanders	565
1981	Barbara Mellen	984
1983	Marie Sanders	732
1984	Donna Krai	604
1985	Donna Krai	994
1986	Nancy Gaspadarek	1216
1987	Nancy Gaspadarek	1159
1988	Nancy Gaspadarek	1019
1989	Nancy Gaspadarek	1410
1990	Jennifer McCall	893
1991	Brandi Cumin	837
1992	Sherry Cowling	1348
1993	Jennifer McCall	1452
1994	Maureen McCarthy	1101
1995	Maureen McCarthy	773

## TOTAL BLOCKS

1979	Cordelia Campbell	286
1980	Alicia Cross	68
1981	Julie Brown	194
1982	Shannon Lages	122
1983	Julie Brown	195
1984	Joan Morris	121
1985	Marianne Tobolski	134
1986	Julie Todd	238
1987	Julie Todd	273
1988	Gabrielle Reece	171
1989	Gabrielle Reece	212
1990	Gabrielle Reece	189
1991	Vicki Zinkil	133
1992	Bianca Stevens	133
1993	Vicki Zinkil	164
1994	Valerie Broussard	87
1995	Valerie Broussard	105

## BLOCK ASSISTS

1980	Alicia Cross	45
1981	Julie Brown	132
1982	Alicia Cross	92
1983	Julie Brown	134
1984	Joan Morris	100
1985	Julie Todd	93
1986	Julie Todd	199
1987	Julie Todd	223
1988	Deanne Kaleta	137
1989	Gabrielle Reece	143
1990	Gabrielle Reece	121
1991	Vicki Zinkil	80
1992	Vicki Zinkil	74
1993	Vicki Zinkil	133
1994	Valerie Broussard	59
1995	Valerie Broussard	81

## BLOCK SOLOS

1980	Alicia Cross	23
1981	Julie Brown	62
1982	Shannon Lages	32
1983	Julie Brown	61
1984	Joan Morris	21
1985	Marianne Tobolski	45
1986	Deanne Kaleta	47
1987	Julie Todd	50
1988	Gabrielle Reece	60
1989	Gabrielle Reece	69
1990	Gabrielle Reece	68
1991	Vicki Zinkil	53
1992	Bianca Stevens	60
1993	Vicki Zinkil	31
1994	Valerie Broussard	28
1995	Valerie Broussard	24

# 1976-94 YEARLY RECORDS

## 1976 (33-14)

HEAD COACH CECILE REYNAUD

### MUW INVITATIONAL

LSU	L	2-15, 15-7, 14-16
Montevallo	W	15-3, 15-9
North Alabama	W	15-8, 15-12
MUW	W	15-0, 15-3
Mississippi	L	13-15, 15-8, 9-15
Berry College	W	15-11, 6-15, 19-17

### UNC-GREENSBORO INVITATIONAL

Eastern Kentucky	W	10-15, 15-5, 15-12
UNC-Greensboro	W	15-9, 14-16, 15-6
George Washington	L	11-15, 15-7, 10-15
Miami-Dade South	L	3-15, 7-15
Maryland	W	15-3, 1-15, 15-13
Illinois-Chicago	L	5-15, 3-15

### FSU INVITATIONAL (3RD PLACE)

Auburn	W	15-13, 15-9
MUW	W	17-5, 15-13
North Carolina	W	11-15, 15-10, 15-13
Flagler	W	15-4, 15-9
Central Florida	W	15-9, 15-9
Alabama	L	10-15, 11-15
MUW	L	15-7, 8-15, 13-15

### GEORGIA INVITATIONAL (1ST PLACE)

Auburn	W	10-15, 15-6, 15-4
West Georgia	W	15-6, 15-11
Tenn-Chattanooga	W	15-11, 15-2
Berry College	L	15-1, 6-15, 6-15
South Carolina	W	15-7, 13-15, 15-11
Mississippi St.	W	15-7, 15-10
Berry College	W	18-16, 15-4

### WEST GEORGIA INVITATIONAL (2ND PLACE)

Tuskegee	W	15-1, 15-6
Tennessee	W	6-15, 15-6, 16-14
FIU	L	11-15, 12-15
Tennessee	W	15-5, 15-8
MUW	L	16-18, 11-15
South Florida	W	15-8, 15-5
Tennessee	W	15-6, 15-4
FIU	W	15-8, 15-13
MUW	L	14-16, 7-15

### FLAGLER INVITATIONAL (2ND PLACE)

Lake City CC	W	15-8, 15-8
Central Florida	W	15-4, 15-12
Miami-Dade North	W	15-12, 6-15, 15-2
South Florida	W	15-5, 15-5
Jacksonville	W	15-3, 15-12
Flagler	W	15-8, 15-12
Miami-Dade South	L	15-17, 7-15

### STATE TOURNAMENT (2ND PLACE)

Florida	W	15-0, 15-7
FIU	L	7-15, 9-15
Florida	W	15-3, 9-15, 15-1
FIU	W	13-15, 15-3, 15-13
FIU	L	6-15, 8-15

## 1977 (25-13)

HEAD COACH CECILE REYNAUD

### MUW INVITATIONAL

Nicholls State	W	16-14, 10-15, 15-9
Mississippi	W	7-15, 17-15, 15-8
Columbus College	W	15-2, 15-10
Alabama	L	10-15, 3-15

MUW	L	15-6, 10-15, 11-15
LSU	L	1-15, 11-15

### NEW ORLEANS INVITATIONAL (3RD PLACE)

South Alabama	W	15-8, 15-5
Tulane	W	15-8, 15-13
SW Louisiana	W	15-8, 15-6
Northwestern St.	W	15-1, 8-15, 15-3
Central Florida	L	8-15, 15-13, 10-15
Nicholls State	W	15-5, 15-3

### FSU INVITATIONAL (5TH PLACE)

Georgia	W	16-14, 15-10
Central Florida	L	6-15, 4-15
Tenn.-Chattanooga	W	15-10, 15-3
South Carolina	L	11-15, 15-11, 12-15
Miami-Dade South	L	10-15, 2-15

### GEORGIA INVITATIONAL

South Carolina	L	9-15, 15-7, 8-15
West Georgia	W	15-10, 15-0
Tenn.-Chattanooga	W	15-13, 15-11
Georgia State	W	15-4, 15-7
Mississippi St.	W	15-8, 15-17, 15-4
College of Charleston	L	12-15, 15-7, 7-15

### WEST GEORGIA INVITATIONAL (2ND PLACE)

Valdosta State	W	15-2, 15-4
Milligan College	W	15-3, 15-7
Georgia	W	9-15, 15-2, 15-7
Appalachian St.	W	15-11, 15-2
E. Tennessee St.	W	15-9, 15-1
South Carolina	L	15-7, 9-15

### STATE TOURNAMENT (1ST PLACE)

Florida	W	10-15, 15-13, 15-7
South Florida	W	15-11, 10-15, 15-13
South Florida	W	2-15, 15-11, 17-15

### REGIONAL TOURNAMENT (4TH PLACE)

Mississippi St.	W	15-1, 15-10
Florida	W	11-15, 15-10, 15-13
Alabama	L	9-15, 10-15
South Florida	W	15-12, 15-0, 11-15, 16-14
Alabama	L	3-15, 14-16, 15-11, 9-15
MUW	L	10-15, 13-15, 15-5, 15-7, 17-19

## 1978 (28-14)

HEAD COACH CECILE REYNAUD

### MUW INVITATIONAL

Arkansas St.	L	15-5, 17-19, 15-17
Columbus College	W	15-1, 15-0
Memphis State	W	15-11, 15-3
MUW	W	15-2, 15-11
New Orleans	W	15-3, 15-13
Mississippi	L	10-15, 15-8, 3-15, 15-5, 11-15

### MIAMI-DADE INVITATIONAL (2ND PLACE)

Florida Southern	W	16-14, 15-10
South Florida	W	15-10, 15-7
Miami-Dade South	W	11-15, 16-14, 17-15
South Florida	W	12-15, 15-9, 15-9
Miami-Dade South	W	7-15, 15-6, 15-12
Florida Tech	L	14-16, 5-15
FIU	W	15-6, 16-14
Florida Tech	L	9-15, 7-15

### FSU INVITATIONAL

New Orleans	W	15-5, 15-3
Florida Southern	W	16-14, 15-6
South Carolina	W	16-14, 15-13
Tennessee	L	12-15, 8-15
Miami	W	15-3, 15-4
South Carolina	L	15-7, 8-15, 10-15

SW MISSOURI ST. INVITATIONAL		
Illinois State	W	15-12, 15-12
Texas A&M	W	15-10, 16-14
Cincinnati	W	15-12, 15-11, 15-12
Nebraska	L	12-15, 15-10, 12-15
North Texas St.	L	5-15, 10-15

ALABAMA INVITATIONAL		
Alabama	L	7-15, 10-15, 11-15
Mississippi	W	5-15, 15-12, 15-8, 15-11
Cincinnati	W	15-12, 15-11, 15-12
MUW	W	15-6, 11-15, 8-15, 15-10, 15-5

STATE TOURNAMENT (1ST PLACE)		
South Florida	W	15-5, 7-15, 15-9
Miami	W	15-5, 13-15, 15-7

REGIONAL TOURNAMENT (1ST PLACE)		
Georgia State	W	15-4, 15-4
Mississippi St.	W	15-9, 15-2
Alabama	W	15-3, 15-2
Alabama	W	15-13, 15-13, 15-4
Mississippi	W	15-12, 10-15, 15-11, 13-15, 15-2

NATIONAL AIAW TOURNAMENT		
SW Missouri St.	L	15-12, 11-15, 6-15
Arizona	L	11-15, 16-14, 1-15
Texas A&M	L	9-15, 8-15
Pepperdine	L	5-15, 15-12, 3-15
UCLA	L	2-15, 15-12, 7-15

## 1979 (31-19)

HEAD COACH CECILE REYNAUD

ALABAMA INVITATIONAL (3RD PLACE)		
South Carolina	W	15-10, 3-15, 15-8
MUW	W	15-12, 15-7
Central Florida	L	2-15, 15-7, 8-15
Miami	W	15-10, 16-14
Alabama	L	9-15, 11-15
Oklahoma	W	15-7, 7-15, 16-14

MUW INVITATIONAL (1ST PLACE)		
Arkansas St.	W	15-10, 15-8
SE Louisiana	W	15-4, 15-5
Nicholls State	W	15-6, 20-18
MUW	W	15-9, 15-12
Memphis State	W	15-8, 13-15, 15-12, 15-8
Alabama	W	15-7, 15-6, 15-10

CENTRAL FLORIDA INVITATIONAL		
Oklahoma	L	9-15, 12-15
Alabama	L	11-15, 15-8, 5-15
Miami-Dade South	L	8-15, 11-15
LSU	W	15-6, 13-15, 15-13
Auburn	W	15-5, 15-7
Central Florida	L	7-15, 6-15
Miami	L	9-15, 15-10, 14-16
N. Florida JC	W	15-2, 15-5, 14-16, 15-12
Lake City CC	W	15-8, 15-5, 15-11

FSU INVITATIONAL		
South Florida	W	15-8, 15-7
Auburn	W	15-6, 15-10
North Carolina	W	15-10, 10-15, 15-12
Florida Southern	W	15-8, 15-8
Miami	L	12-15, 15-7, 12-15
North Carolina	W	15-11, 15-12
South Alabama	W	15-6, 16-14
Gulf Coast CC	W	15-1, 15-5

SW MISSOURI ST. INVITATIONAL		
SW Missouri St.	L	2-15, 3-15
Houston	L	5-15, 13-15
Iowa State	W	15-1, 15-6
Minnesota	L	15-9, 12-15, 7-15
Cincinnati	L	11-15, 9-15
Gulf Coast CC	W	15-2, 15-2
N. Florida JC	W	15-8, 15-2, 15-1
Lake City JC	W	15-11, 15-0, 18-16

STATE TOURNAMENT (2ND PLACE)		
Miami	L	10-15, 14-16, 7-15

REGIONAL TOURNAMENT (1ST PLACE)		
Georgia	W	6-15, 15-7, 15-6
Alabama	L	13-15, 15-13, 12-15

Mississippi St.	W	15-6, 15-11
Alabama	W	15-13, 15-6
Miami	L	9-15, 18-16, 8-15
Alabama	W	14-16, 15-11, 15-10
Miami	W	15-9, 4-15, 15-9
Miami	W	8-15, 15-6, 15-12

NATIONAL TOURNAMENT		
Brigham Young	L	16-14, 7-15, 7-15
Houston	L	9-15, 8-15
UCLA	L	9-15, 5-15
Purdue	L	14-16, 14-16

## 1980 (43-14)

HEAD COACH CECILE REYNAUD

Tennessee	L	15-4, 7-15, 10-15, 8-15
-----------	---	-------------------------

ALABAMA INVITATIONAL		
Central Florida	L	8-15, 8-15
Texas Tech	W	15-6, 10-15, 15-10
Alabama-Birm.	W	15-9, 15-4
Memphis State	L	13-15, 8-15

METRO CONFERENCE TOURNAMENT (2ND PLACE)		
Louisville	W	15-7, 15-9
Virginia Tech	W	13-15, 15-4, 15-2
Memphis State	W	15-8, 15-9
St. Louis	L	17-15, 12-15, 11-15
Tulane	W	15-11, 16-14
Cincinnati	W	15-6, 16-14
Memphis State	W	10-15, 15-12, 15-10
St. Louis	L	12-15, 15-7, 6-15
Flagler	W	15-1, 15-2
Jacksonville	W	15-4, 15-9
Florida JC	W	15-1, 15-1

CENTRAL FLORIDA INVITATIONAL (4TH PLACE)		
FIU	L	10-15, 9-15
Miami	W	15-10, 15-7
Central Florida	W	15-11, 15-10
SC-Spartanburg	W	15-2, 15-3
LSU	W	15-7, 15-4
Miami	L	10-15, 13-15
LSU	W	15-13, 15-5
Alabama	L	10-15, 7-15
South Alabama	W	15-5, 15-1
Lake City CC	W	15-7, 15-6

FSU INVITATIONAL		
MUW	W	15-10, 15-9
South Florida	W	15-0, 15-2
Oklahoma State	W	15-6, 15-7
Jacksonville	W	15-0, 15-5
Miami	W	15-13, 17-15
Tennessee	L	15-8, 3-15, 11-15
South Alabama	W	15-12, 15-12, 15-9

JACKSONVILLE INVITATIONAL (1ST PLACE)		
Lake City CC	W	15-5, 15-9
Central Florida	W	16-14, 15-11
Montevallo	W	15-0, 15-4
Winthrop College	W	15-6, 15-11
Winthrop College	W	16-14, 15-2
Central Florida	W	15-0, 15-5
Miami	W	17-15, 10-15, 15-7

MIAMI INVITATIONAL (3RD PLACE)		
Florida Southern	W	15-8, 16-14
FIU	W	9-15, 16-14, 15-3
Central Florida	W	15-1, 15-3
Miami	L	10-15, 15-13, 9-15
Miami-Dade South	W	15-10, 15-12
Miami	L	8-15, 8-15
Jacksonville	W	15-6, 15-4, 15-5
Lake City CC	W	15-5, 15-11, 15-11
Florida JC	W	15-8, 15-1
Florida A&M	W	15-1, 16-14

STATE TOURNAMENT (1ST PLACE)		
Miami	W	15-10, 9-15, 15-8, 16-14

AIAW REGIONAL TOURNAMENT (3RD PLACE)		
South Alabama	W	15-5, 15-5
Auburn	W	15-1, 15-2
Mississippi	L	15-1, 9-15, 14-16
Mississippi	W	15-8, 15-6



Alabama	L	14-16, 15-11, 11-15
Miami	L	13-15, 4-15

## 1981 (43-8)

### HEAD COACH CECILE REYNAUD

Central Florida	W	17-15, 15-13
Ohio State	L	12-15, 9-15

#### ALABAMA INVITATIONAL (1ST PLACE)

Georgia	W	14-16, 15-8, 15-11
Baylor	W	15-4, 15-1
Minnesota	W	15-12, 7-15, 15-11
Alabama	W	15-9, 15-7
Miami	W	15-10, 15-2
Texas Tech	W	8-15, 15-2, 15-8
Minnesota	W	15-8, 15-12
Georgia	W	16-14, 15-9, 15-3

#### SW MISSOURI ST. INVITATIONAL

SW Missouri St.	L	4-15, 13-15
Northwestern	L	7-15, 8-15
Houston	W	15-5, 15-11
Minnesota	L	12-15, 7-15
Purdue	W	15-7, 16-14

#### FSU INVITATIONAL (1ST PLACE)

Jacksonville	W	15-1, 15-5
South Carolina	W	15-8, 15-4
Alabama-Birm.	W	15-6, 15-11
Alabama	W	15-7, 15-4
North Carolina	W	15-2, 15-11
Alabama	W	15-10, 15-10
Clemson	W	15-10, 15-5
Central Florida	W	15-5, 15-2, 15-4

#### TENNESSEE INVITATIONAL (1ST PLACE)

Middle Tenn. St.	W	15-7, 15-3, 15-8
Rollins College	W	15-9, 15-0, 15-4
E. Tennessee St.	W	15-2, 15-6, 15-11
Memphis State	W	15-13, 15-13, 15-4
Appalachian St.	W	15-1, 15-8, 15-8
Tennessee	W	15-9, 15-11, 10-15, 15-12
Eastern Kentucky	W	15-3, 3-15, 15-4, 15-10
Kentucky	W	15-8, 4-15, 15-13, 12-15, 16-14

#### LSU INVITATIONAL (3RD PLACE)

Nicholls State	W	15-3, 15-3
Tennessee	W	15-10, 15-3
Sam Houston	W	15-13, 15-10
New Orleans	W	6-15, 15-4, 15-7
LSU	L	15-8, 9-15, 7-15
Sam Houston	W	15-9, 15-9
Indian River CC	W	15-5, 15-8, 16-14
Flagler	W	15-4, 15-10
Florida A&M	W	15-1, 15-2

#### FAIAW STATE CHAMPIONSHIP (1ST PLACE)

Central Florida	W	15-7, 15-3, 16-14
-----------------	---	-------------------

#### AIAW REGION III TOURNAMENT (1ST PLACE)

Mississippi	W	15-3, 15-8
Miami	W	15-8, 15-12
Central Florida	W	15-12, 15-9
Georgia	W	15-1, 15-5

#### AIAW NATIONAL CHAMPIONSHIP (4TH PLACE)

North Carolina	W	15-5, 15-10, 15-1
Portland State	L	15-7, 9-15, 10-15, 18-20
Minnesota	W	15-6, 15-13, 15-11
Texas	L	15-12, 3-15, 15-5, 11-15, 15-12
Texas-Arlington	W	15-11, 18-20, 15-11
Utah State	L	9-15, 15-13, 10-15

## 1982 (27-17)

### HEAD COACH CECILE REYNAUD

#### LSU INVITATIONAL (1ST PLACE)

Tulane	W	15-2, 15-10, 15-13
LSU	W	15-8, 15-8, 15-8
South Alabama	W	15-4, 11-15, 15-11, 15-8
New Orleans	W	15-0, 15-4, 15-0
Central Florida	W	15-9, 15-3, 15-10

#### SW MISSOURI ST. INVITATIONAL

Illinois State	W	15-13, 15-4, 13-15, 15-8
----------------	---	--------------------------

Texas Tech	W	15-7, 15-2, 15-4
SW Missouri State	W	15-8, 15-8, 7-15, 15-9
Nebraska	L	9-15, 5-15, 15-3, 15-12, 7-15
Texas-Arlington	L	7-15, 15-8, 15-2, 7-15, 11-15
Moorehead State	W	15-9, 15-1, 8-15, 15-10

#### FSU INVITATIONAL (2ND PLACE)

Mississippi St.	W	15-4, 15-6
Illinois	W	15-4, 15-6
Jacksonville	W	15-7, 15-12
Eastern Kentucky	L	15-17, 1-15
South Florida	W	15-2, 15-7
North Carolina	W	15-9, 15-6
Minnesota	W	15-11, 8-15, 15-13
Eastern Kentucky	L	15-2, 10-15, 3-15
Rutgers	L	13-15, 9-15
Central Florida	W	15-10, 15-7
Rutgers	L	9-15, 13-15
Florida Southern	L	12-15, 15-13, 12-15
Florida A&M	W	15-4, 15-10, 15-6
Texas	L	15-8, 2-15, 15-17, 15-4, 12-15

#### TEXAS A&M CLASSIC

SW Missouri State	L	8-15, 15-8, 14-16, 12-15
Texas A&M	L	5-15, 16-14, 6-15, 12-15
LSU	W	15-10, 13-15, 15-4, 15-3
Kentucky	L	8-15, 15-10, 14-16, 15-3, 11-15
SW Missouri State	L	15-4, 7-15, 15-5, 5-15, 13-15

#### MOREHEAD STATE INVITATIONAL (1ST PLACE)

Morehead State	W	15-10, 15-7
Memphis State	W	15-7, 15-10
Eastern Kentucky	L	8-15, 10-15
Tennessee Tech	W	15-10, 15-10
Morehead State	W	15-12, 13-15, 10-15, 15-6, 15-8
Kentucky	L	15-4, 7-15, 9-15, 15-12, 3-15

#### METRO CONFERENCE CHAMPIONSHIP (3RD PLACE)

Tulane	W	15-5, 15-12
Memphis State	W	15-7, 15-1
Cincinnati	L	15-10, 13-15, 5-15
Southern Miss	W	15-3, 15-2
Virginia Tech	W	15-11, 15-3
Louisville	L	13-15, 15-12, 12-15
Louisville	L	12-15, 15-11, 16-14, 13-15, 13-15
Memphis State	W	15-5, 15-5, 15-7

## 1983 (31-6)

### HEAD COACH CECILE REYNAUD

#### LSU INVITATIONAL (1ST PLACE)

Clemson	W	15-7, 15-0, 15-4
Rice	W	15-13, 15-9, 15-7
New Orleans	W	15-9, 15-5, 15-4
Southern	W	15-8, 15-4, 15-2
LSU	W	13-15, 15-11, 8-15, 15-10, 15-8

#### PITT INVITATIONAL (3RD PLACE)

Pittsburgh	L	13-15, 5-15, 15-11, 9-15
Penn State	W	15-12, 15-7, 13-15, 15-6
Louisville	L	10-15, 13-15, 15-12, 6-15
Louisville	W	15-1, 15-10, 15-3
Virginia Tech	W	14-16, 15-4, 15-9, 15-5
Cincinnati	W	12-15, 15-11, 15-12, 15-12
South Florida	W	15-5, 15-9, 15-5

#### FSU INVITATIONAL (1ST PLACE)

Tenn. Chattanooga	W	15-3, 15-3, 15-9
South Carolina	W	15-12, 15-8, 15-4
Clemson	W	15-8, 15-7, 15-4
South Florida	W	15-6, 15-3, 15-10
North Carolina	W	15-7, 15-5, 15-12
Memphis State	W	15-1, 15-8, 8-15, 15-11
Southern Miss	W	15-2, 15-1, 15-4
South Carolina	W	13-15, 15-4, 9-15, 15-8, 16-14
Tulane	W	15-13, 15-5, 15-3
Florida A&M	W	15-2, 15-6, 15-8
Stetson	W	15-3, 15-2, 15-7

#### LONGHORN INVITATIONAL (3RD PLACE)

Texas	L	6-15, 13-15, 3-15
LSU	W	15-6, 15-4, 15-10
San Diego State	L	11-15, 7-15, 11-15
Houston	L	15-11, 8-15, 8-15, 15-8, 14-16
Clemson	W	15-17, 15-11, 15-7, 15-9

NORTH CAROLINA INVITATIONAL (1ST PLACE)			
Duke	W	15-9, 11-15, 15-8, 15-8	
Georgia	W	15-5, 15-7, 15-12	
North Carolina	W	15-13, 15-12, 15-10	
N.C. State	W	15-6, 15-3, 15-7	
Rhode Island	W	15-12, 10-15, 15-3, 12-15, 15-10	

METRO CONFERENCE TOURNAMENT (1ST PLACE)			
Southern Miss	W	15-0, 15-0, 15-4	
Cincinnati	W	13-15, 15-12, 15-12, 15-9	
South Carolina	W	13-15, 15-8, 15-9, 10-15, 15-4	

NCAA TOURNAMENT 1ST ROUND			
Tennessee	L	15-12, 15-12, 1-15, 10-15, 8-15	

## 1984 (28-13)

### HEAD COACH CECILE REYNAUD

Minnesota	W	8-15, 15-10, 15-13, 15-9
Lamar	W	15-11, 15-6, 15-11
Illinois State	L	1-15, 6-15, 4-15
Texas A&M	L	4-15, 1-15, 16-14, 11-15
Southern Illinois	L	13-15, 15-12, 14-16, 15-17
LSU	W	11-15, 12-15, 15-8, 15-13, 15-8
Houston	L	15-12, 8-15, 7-15, 11-15
Central Florida	W	15-13, 15-2, 15-4
Tulane	W	15-9, 15-2, 15-10
New Orleans	W	8-15, 15-3, 15-10, 15-2
Southern Miss	W	15-8, 15-3, 15-8
Florida	W	15-11, 15-9, 15-11
Tennessee	L	8-15, 7-15, 9-15
Memphis State	W	15-2, 16-14, 15-7
Florida A&M	W	15-1, 15-2, 15-7
South Florida	W	15-11, 16-14, 15-7
Virginia Tech	W	15-10, 15-11, 15-10
South Carolina	W	7-15, 15-6, 15-10, 13-15, 16-14
Central Florida	W	15-3, 15-9, 15-8
N.C. State	W	15-5, 15-9, 15-11
Louisville	L	6-15, 8-15, 11-15
Cincinnati	W	15-7, 13-15, 15-5, 15-11
Eastern Kentucky	L	14-16, 7-15, 12-15
Hofstra	W	9-15, 15-11, 15-13, 9-15, 15-12
Georgia	L	10-15, 15-13, 13-15, 15-5, 13-15

METRO CONFERENCE TOURNAMENT			
Virginia Tech	W	15-1, 15-6, 15-8	
South Carolina	L	11-15, 11-15, 11-15	
Evansville	W	15-8, 15-4, 15-4	
LSU	L	11-15, 15-12, 9-15, 13-15	
Brigham Young	L	14-16, 0-15, 2-15	
Arizona State	L	10-15, 7-15, 4-15	
Iowa	L	3-15, 2-15, 12-15	

## 1985 (22-10)

### HEAD COACH CECILE REYNAUD

Georgia	L	4-15, 10-15, 6-15
Florida	L	15-1, 15-4, 6-15, 1-15, 14-16
Florida	W	15-8, 12-15, 15-7, 4-15, 17-15
Central Florida	W	15-10, 15-5, 15-8
South Florida	W	17-15, 8-15, 15-9, 15-3
Florida	W	4-15, 15-7, 9-15, 15-6, 15-7
Memphis State	W	15-5, 15-13, 12-15, 15-2
Xavier	W	15-3, 15-7, 15-10
Southern Illinois	W	15-6, 3-15, 5-15, 15-12, 15-13
Florida A&M	W	15-9, 15-4, 15-2
South Florida	W	15-9, 15-4, 15-2
South Carolina	L	9-15, 15-6, 7-15, 15-3, 13-15
Virginia Tech	W	15-6, 15-13, 15-6
Mississippi	W	7-15, 15-10, 13-15, 15-1, 15-4
South Alabama	W	15-12, 15-0, 15-7
Arizona	L	7-15, 4-15, 7-15
Tennessee	W	8-15, 15-11, 15-11, 16-14
Central Florida	W	15-10, 15-9, 15-3
Kentucky	L	14-16, 18-16, 17-15, 13-15, 7-15
Southern Miss	W	15-6, 15-7, 15-8
Tulane	W	15-8, 13-15, 15-10, 15-9
Texas-Arlington	L	4-15, 14-16, 2-15
Louisville	W	16-14, 15-6, 15-5
Cincinnati	W	15-3, 15-9, 15-7
Northwestern	W	9-15, 16-14, 8-15, 15-9, 15-11
LSU	L	13-15, 16-14, 15-9, 7-15, 8-15
Florida	W	15-8, 15-8, 15-7

METRO CONFERENCE TOURNAMENT (1ST PLACE)			
---	--	--	--

Southern Miss	W	15-13, 15-13, 15-3
South Carolina	W	15-1, 15-3, 13-15, 15-12
Brigham Young	L	2-15, 6-15, 5-15
Georgia	L	9-15, 16-14, 7-15, 11-15

NCAA TOURNAMENT (1ST ROUND)			
Georgia	L	6-15, 1-15, 11-15	

## 1986 (25-11)

### HEAD COACH CECILE REYNAUD

Florida	W	15-11, 9-15, 15-7, 13-15, 15-10
Michigan State	W	15-10, 11-15, 15-13, 15-8
Illinois	L	11-15, 10-15, 0-15
Central Florida	W	15-3, 15-8, 15-2
Michigan State	L	13-15, 13-15, 4-15
Georgia	L	12-15, 15-13, 5-15, 4-15
South Florida	W	8-15, 15-11, 9-15, 15-4, 15-3
Florida	W	9-15, 15-1, 15-6, 15-8
Central Florida	W	15-9, 15-8, 15-8
New Mexico	L	2-15, 13-15, 13-15
LSU	L	8-15, 0-15, 6-15
Sam Houston State	L	15-13, 6-15, 14-16, 15-9, 14-16
Mississippi	W	15-13, 15-11, 15-7
Southern Miss.	W	15-1, 15-2, 15-5
South Alabama	W	15-4, 15-5, 15-7
South Florida	W	13-15, 15-5, 15-12, 15-13
South Carolina	W	6-15, 15-8, 15-8, 15-8
Virginia Tech	W	15-7, 15-3, 15-11
Florida A&M	W	15-2, 15-6, 15-4
Memphis State	W	15-10, 15-8, 13-15, 10-15, 15-4
N.C. State	W	15-10, 15-3, 15-9
Tennessee	L	10-15, 15-7, 15-4, 13-15, 10-15
Jacksonville	W	15-12, 15-4, 11-15, 6-15, 15-7
Purdue	L	9-15, 10-15, 13-15
Tennessee	W	13-15, 15-9, 16-14, 15-6
Pittsburgh	W	15-12, 17-15, 11-15, 5-15, 15-13
Cincinnati	W	15-8, 15-8, 15-3
Louisville	W	15-11, 15-12, 17-15
North Carolina	W	9-15, 7-15, 16-14, 15-8, 15-6
Texas Tech	L	10-15, 12-15, 12-15
Duke	L	10-15, 14-16, 12-15
Florida	W	8-15, 15-5, 15-1, 15-9

METRO CONFERENCE TOURNAMENT (1ST PLACE)			
Virginia Tech	W	15-7, 16-14, 15-10	
South Carolina	W	7-15, 15-13, 15-3, 15-7	
Brigham Young	L	9-15, 7-15, 15-9, 5-15	
Cal-Berkeley	W	15-12, 15-9, 11-15, 4-15, 15-9	

## 1987 (22-11)

### HEAD COACH CECILE REYNAUD

South Alabama	W	15-5, 15-7, 15-1
Minnesota	L	12-15, 6-15, 14-16
Alabama-Birm	W	15-5, 15-4, 15-4
South Florida	W	15-2, 16-14, 15-3
Georgia	W	16-14, 15-8, 15-11

FLORIDA EIGHT TOURNAMENT			
Jacksonville	W	15-5, 15-3, 15-11	
Florida	L	3-15, 15-8, 15-6, 10-15, 8-15	
Florida Tech	W	15-4, 15-0, 15-2	
South Carolina	W	15-9, 15-12, 13-15, 11-15, 15-4	
Virginia Tech	W	15-5, 15-9, 15-8	
Florida A&M	W	15-2, 15-12, 15-6	
Florida	W	15-3, 10-15, 15-9, 15-13	
Southern Miss	W	15-7, 15-0, 15-5	
Jacksonville	W	15-12, 15-3, 15-10	
Tulane	L	15-1, 15-12, 11-15, 16-18, 13-15	
South Florida	W	15-6, 15-4, 15-10	
Virginia	W	15-10, 15-6, 15-12	
SW Texas State	L	15-6, 12-15, 7-15, 11-15	
Louisville	W	15-7, 15-12, 15-10	
Cincinnati	W	15-12, 15-10, 7-15, 7-15, 15-8	
Illinois-Chicago	W	15-10, 15-4, 15-5	
Memphis State	W	15-7, 15-2, 15-9	
Kentucky	L	13-15, 7-15, 4-15	
Central Florida	W	15-4, 15-13, 15-4	
Florida	L	15-8, 12-15, 11-15, 17-15, 9-15	
Duke	W	15-12, 15-6, 11-15, 15-5	
N.C. State	L	9-15, 15-11, 12-15, 15-3, 6-15	
North Carolina	L	7-15, 9-15, 15-13, 3-15	

METRO CONFERENCE TOURNAMENT			
-----------------------------	--	--	--

South Carolina	W	15-9, 15-4, 12-15, 15-8
Cincinnati	W	15-4, 15-12, 6-15, 15-11
Houston	L	15-7, 15-3, 11-15, 8-15, 11-15
Long Beach State	L	10-15, 17-15, 15-2, 9-15, 11-15

**NCAA TOURNAMENT (1ST ROUND)**

Texas	L	6-15, 11-15, 9-15
-------	---	-------------------

**1988 (28-8)**

**HEAD COACH CECILE REYNAUD**

Alabama-Birm.	W	15-2, 15-5, 15-1
Jacksonville	W	15-10, 15-11, 15-12
Texas-Arlington	L	4-15, 7-15, 11-15
Penn State	L	15-13, 13-15, 8-15, 5-15

**FLORIDA EIGHT CLASSIC (2ND PLACE)**

Florida International	W	15-0, 15-1, 15-1
South Florida	W	15-13, 15-5, 15-8
Florida	L	16-14, 11-15, 13-15, 14-16
Florida A&M	W	15-6, 15-6, 15-7
Georgia	W	15-8, 15-11, 12-15, 15-9
Florida	L	10-15, 7-15, 11-15
South Carolina	L	10-15, 13-15, 15-17
Virginia	W	17-15, 15-11, 15-8
Virginia Tech	W	15-6, 15-6, 15-7
Houston	L	15-1, 5-15, 15-3, 3-15, 4-15
Lamar	W	15-7, 10-15, 15-1, 15-4
Rice	W	12-15, 11-15, 15-6, 15-9, 15-2
Memphis State	W	13-15, 15-1, 9-15, 15-5, 15-13
Central Florida	W	15-8, 15-0, 15-1
Jacksonville	W	15-4, 15-8, 15-7
Tampa	W	15-13, 15-3, 15-8
South Florida	W	15-10, 12-15, 14-16, 15-13, 15-12
Florida	W	5-15, 15-3, 15-11, 15-10
Cincinnati	W	12-15, 15-13, 13-15, 15-13, 15-4
Louisville	W	15-7, 15-6, 15-5
William & Mary	W	15-3, 11-15, 15-10, 12-15, 15-10
South Florida	W	9-15, 15-5, 15-5, 12-15, 15-7
West Virginia	W	15-12, 15-8, 11-15, 14-16, 15-4
Southern Miss.	W	15-8, 15-6, 15-5
LSU	L	10-15, 9-15, 22-20, 10-15

**KENTUCKY WILDCAT CLASSIC (1ST PLACE)**

Eastern Kentucky	W	15-9, 15-13, 15-4
Kentucky	W	15-10, 16-14, 13-15, 15-12
SW Texas State	W	10-15, 18-16, 15-9, 13-15, 15-1

**METRO CONFERENCE TOURNAMENT (1ST PLACE)**

Southern Miss	W	15-9, 15-13, 15-4
South Carolina	W	15-8, 15-13, 15-6
Cincinnati	W	10-15, 15-10, 15-7, 15-9

**NCAA TOURNAMENT (1ST ROUND)**

Colorado State	L	3-15, 5-15, 15-9, 7-15
----------------	---	------------------------

**1989 (30-5)**

**HEAD COACH CECILE REYNAUD**

**GEORGE WASHINGTON LABOR DAY FESTIVAL (2ND PLACE)**

Northern Arizona	W	15-17, 15-4, 15-7, 15-3
Georgetown	W	15-6, 15-9, 15-4
Minnesota	L	8-15, 17-15, 7-15, 7-15
Duke	W	15-7, 15-7, 7-15, 13-15, 15-5
Minnesota	L	8-15, 13-15, 11-15
Florida	W	9-15, 15-12, 15-6, 13-15, 15-10

**FLORIDA EIGHT CLASSIC (1ST PLACE)**

Florida International	W	15-2, 13-15, 15-8, 15-2
South Florida	W	15-13, 15-8, 7-15, 10-15, 15-13
Florida	W	15-12, 15-5, 15-4
Illinois State	W	12-15, 15-7, 12-15, 15-6, 15-9
Morehead State	W	15-4, 15-2, 15-11
Illinois State	W	15-11, 15-8, 2-15, 15-7
Kentucky	W	15-13, 6-15, 15-13, 11-15, 16-14
Tennessee	W	15-10, 16-14, 15-11
Florida A&M	W	15-6, 15-5, 15-2
Southern Miss	W	15-6, 15-6, 15-7
Tulane	W	15-4, 15-0, 11-15, 15-5
Jacksonville	W	15-1, 15-1, 15-2
Louisville	W	15-5, 15-10, 15-7
Cincinnati	W	15-8, 15-4, 8-15, 15-11
Purdue	W	15-12, 15-13, 15-13
South Alabama	W	15-8, 15-10, 15-9
South Florida	L	15-3, 5-15, 13-15, 12-15
Alabama-Birm	W	13-15, 15-6, 15-11, 15-10

Memphis State	W	14-16, 8-15, 15-11, 15-9, 15-11
Louisiana State	W	12-15, 15-9, 7-15, 15-5, 15-9
South Carolina	W	15-8, 15-4, 15-2
Virginia Tech	W	15-4, 15-9, 15-5
Florida	L	13-15, 15-9, 11-15, 10-15

**KENTUCKY WILDCAT CLASSIC (1ST PLACE)**

Brigham Young	W	15-6, 15-17, 8-15, 15-11, 15-11
Kentucky	W	8-15, 6-15, 15-10, 15-5, 15-5

**METRO CONFERENCE TOURNAMENT (1ST PLACE)**

Southern Miss	W	15-2, 15-3, 15-7
Louisville	W	15-2, 15-7, 15-9
Cincinnati	W	15-12, 15-4, 15-7

**NCAA TOURNAMENT (1ST ROUND)**

California	L	15-11, 11-15, 13-15, 13-15
------------	---	----------------------------

**1990 (25-10)**

**HEAD COACH CECILE REYNAUD**

**UNIVERSITY OF GEORGIA TOURNAMENT (2ND PLACE)**

Alabama-Birm	W	15-7, 15-13, 15-11
Butler	W	13-15, 15-9, 15-10, 15-3
Georgia	L	15-10, 15-12, 11-15, 8-15, 14-16
Eastern Washington	W	9-15, 15-5, 15-3, 15-3
Southern Miss	W	15-8, 15-9, 15-5

**FLORIDA CLASSIC (1ST PLACE)**

South Florida	W	15-5, 15-11, 15-5
Florida	L	11-15, 16-14, 11-15, 15-5, 12-15
Florida International	W	16-14, 15-9, 15-1
Georgia Southern	W	15-2, 15-1, 15-7

**COLORADO CLASSIC (4TH PLACE)**

Wyoming	L	16-14, 11-15, 15-6, 2-15, 13-15
Loyola-Marymount	L	7-15, 15-9, 4-15, 15-13, 6-15
Colorado	L	4-15, 5-15, 15-9, 5-15
SW Texas State	W	15-8, 15-6, 15-6
Texas	L	8-15, 15-11, 9-15, 15-9, 5-15
Tulane	W	15-8, 15-7, 15-12
Virginia Tech	W	15-4, 15-4, 15-5
South Carolina	W	15-5, 15-8, 15-6
South Florida	W	11-15, 15-10, 15-4, 15-12
Florida	W	15-12, 10-15, 15-4, 15-12
Memphis State	L	16-14, 15-11, 8-15, 8-15, 11-15
Florida A&M	W	15-1, 15-2, 15-4
Baylor	W	15-5, 15-7, 15-4
Florida International	W	15-10, 15-4, 15-3
Auburn	W	15-7, 15-6, 15-3
Jacksonville	W	15-4, 15-2, 15-7
Georgia	W	15-4, 15-6, 15-12
Florida	W	15-5, 15-6, 15-12
Cincinnati	W	15-8, 14-16, 15-4, 15-17, 15-9
Louisville	W	15-13, 15-3, 15-13

**FLORIDA STATE CLASSIC (2ND PLACE)**

Fresno State	L	15-7, 11-15, 4-15, 15-17
George Washington	W	15-2, 16-18, 15-6, 3-15, 15-3
Houston	W	15-6, 12-15, 15-10, 15-4

**METRO CONFERENCE TOURNAMENT (3RD PLACE)**

Virginia Tech	W	15-11, 15-9, 15-4
Louisville	L	15-3, 6-15, 14-16, 15-10, 14-16

**NCAA TOURNAMENT (1ST ROUND)**

Kentucky	L	12-15, 10-15, 15-10, 10-15
----------	---	----------------------------

**1991 (16-15)**

**HEAD COACH CECILE REYNAUD**

Northeast Louisiana	W	15-3, 15-2, 15-11
Central Florida	W	15-10, 15-1, 15-7

**ANTEATER INVITATIONAL, IRVINE, CA (2ND PLACE)**

Loyola Marymount	W	18-16, 13-15, 20-18, 17-15
Idaho	W	16-14, 15-2, 15-6
UC-Irvine	L	18-16, 15-13, 13-15, 8-15, 13-15

**FLORIDA 4 TOURNAMENT (2ND PLACE)**

Florida	L	12-15, 5-15, 12-15
Florida International	W	15-6, 15-9, 15-7
South Florida	W	15-9, 15-13, 15-3
Virginia	W	15-13, 6-15, 15-10, 15-6
Rice	W	15-3, 15-8, 15-11
Jacksonville	W	15-8, 15-6, 15-12
Texas A&M	W	15-7, 15-11, 11-15, 15-8
Houston	L	8-15, 7-15, 15-13, 3-15

Florida A&M	W	15-1, 15-8, 15-3
N.C. State	L	11-15, 15-4, 15-12, 11-15, 9-15
North Carolina	L	13-15, 7-15, 13-15
SW Texas State	W	15-13, 15-11, 15-13
Maryland	L	12-15, 8-15, 15-1, 17-15, 16-18
Duke	L	16-14, 6-15, 15-12, 14-16, 13-15
Georgia	L	13-15, 15-13, 15-17, 15-12, 13-15
Hofstra	W	15-3, 15-5, 9-15, 15-8
William & Mary	L	13-15, 15-13, 15-17, 15-12, 13-15
Clemson	W	15-12, 15-9, 15-9
Georgia	L	9-15, 12-15, 1-15
Georgia Tech	L	13-15, 7-15, 15-7, 15-4, 11-15

#### FLORIDA STATE CLASSIC (3RD PLACE)

Pittsburgh	L	13-15, 3-15, 15-9, 2-15
Alabama-Birm	L	15-11, 8-15, 15-4, 13-15, 12-15
Temple	W	15-1, 15-11, 15-6
Florida	L	5-15, 11-15, 5-15

#### ACC TOURNAMENT (3RD PLACE)

North Carolina	W	15-7, 15-6, 15-6
Virginia	L	11-15, 9-15, 16-14, 6-15

## 1992 (26-8)

HEAD COACH CECILE REYNAUD

#### GATOR INVITATIONAL

Georgia State	W	15-7, 15-2, 15-3
South Florida	W	15-3, 15-11, 15-10
Florida	L	5-15, 6-15, 5-15

#### FLORIDA STATE CLASSIC

Minnesota	L	15-12, 14-16, 5-15, 5-15
Minnesota	W	15-7, 13-15, 13-15, 15-13, 15-6
McNeese State	W	15-6, 15-3, 15-12

#### SOUTH FLORIDA TOURNAMENT

Georgetown	W	15-8, 15-11, 15-5
Alabama	W	15-10, 15-12, 15-3
South Florida	W	15-6, 15-4, 16-14
Houston	W	11-15, 15-13, 11-15, 15-6, 15-8
Texas A&M	W	15-7, 15-8, 16-14
Jacksonville	W	15-7, 15-3, 15-7
Duke	L	6-15, 13-15, 15-12, 3-15
North Carolina	W	15-8, 15-11, 15-8

#### NOTRE DAME CLASSIC

Notre Dame	L	15-12, 5-15, 15-7, 1-15, 15-17
Long Beach State	L	15-11, 2-15, 9-15, 11-15
Pittsburgh	W	15-6, 12-15, 9-15, 15-10, 15-11
Florida A&M	W	15-2, 15-5, 15-1
Georgia Tech	W	15-12, 12-15, 15-6, 7-15, 15-12
South Alabama	W	15-5, 15-10, 15-3
Clemson	W	15-8, 15-7, 15-4

#### HOFSTRA CLASSIC

Syracuse	W	15-10, 15-10, 15-12
Hofstra	W	15-5, 15-11, 15-5
LaSalle	W	15-6, 15-1, 15-8
Maryland	W	15-13, 6-15, 15-9, 15-13
Virginia	W	15-9, 15-7, 15-3
William & Mary	W	15-10, 12-15, 15-1, 15-10
Central Florida	W	15-10, 15-2, 15-3
N.C. State	W	15-6, 15-5, 15-11
Florida	L	8-15, 8-15, 11-15

#### ACC TOURNAMENT

Virginia	W	15-7, 15-3, 15-4
Maryland	W	8-15, 15-8, 12-15, 15-10, 15-8
Duke	L	9-15, 15-9, 15-11, 11-15, 11-15

#### NCAA CHAMPIONSHIP (1ST ROUND)

Florida	L	9-15, 3-15, 10-15
---------	---	-------------------

## 1993 (24-10)

HEAD COACH CECILE REYNAUD

#### FLORIDA STATE CLASSIC

Auburn	W	15-6, 15-4, 15-3
South Florida	W	13-15, 15-8, 15-10, 12-15, 15-10
SW Missouri State	L	16-14, 0-15, 6-15, 7-15
Florida	W	15-0, 8-15, 4-15, 15-13, 15-13

#### LSU TOURNAMENT

LSU	W	15-12, 15-4, 10-15, 15-7
Loyola Marymount	W	15-12, 12-15, 15-2, 15-10
Southern Miss	W	15-6, 15-3, 15-8
Texas A&M	L	13-15, 13-15, 16-14, 11-15
Houston	W	15-11, 15-9, 15-2
Rice	W	15-10, 15-9, 8-15, 15-10
Clemson	W	15-7, 16-14, 8-15, 12-15, 15-11
Georgia Tech	W	15-8, 15-6, 15-9
Jacksonville	W	15-7, 13-15, 15-7, 15-3
N.C. State	W	15-12, 15-8, 15-13
N.C. State	W	15-3, 15-7, 15-8
Arkansas State	W	15-3, 15-9, 15-2
Florida Atlantic	W	15-8, 15-6, 15-4
Virginia	W	15-9, 15-5, 15-10
Maryland	L	13-15, 14-16, 14-16
Duke	L	13-15, 15-11, 9-15, 13-15
North Carolina	W	15-13, 8-15, 15-4, 15-12
Virginia	W	15-6, 15-8, 15-12
Maryland	W	15-9, 15-12, 15-11
Georgia Tech	L	8-15, 10-15, 15-9, 12-15
Clemson	L	4-15, 10-15, 4-15
Florida	L	6-15, 11-15, 14-16
Duke	L	3-15, 12-15, 6-15
North Carolina	W	15-10, 15-12, 13-15, 15-12
Troy State	W	15-6, 15-5, 15-3

#### ACC TOURNAMENT

North Carolina	W	15-13, 15-3, 15-7
Clemson	W	17-15, 15-12, 15-7
Duke	L	6-15, 6-15, 5-15

#### NCAA TOURNAMENT (1ST ROUND)

DePaul	W	15-8, 7-15, 15-10, 15-13
--------	---	--------------------------

#### NCAA TOURNAMENT (2ND ROUND)

Pacific	L	6-15, 17-15, 6-15, 9-15
---------	---	-------------------------

## 1994 (17-16)

HEAD COACH CECILE REYNAUD

Southern Illinois	W	15-7, 15-4, 15-6
Iowa	L	8-15, 6-15, 11-15
Southern Illinois	W	9-15, 15-5, 15-10, 15-7

#### VOLLEYBALL MONTHLY INVITATIONAL

Louisiana State	L	12-15, 15-12, 15-5, 13-15, 13-15
Penn State	L	4-15, 3-15, 10-15
UCLA	L	4-15, 6-15, 4-15
Florida	L	8-15, 12-15, 2-15

#### MINNESOTA CLASSIC

Duke	L	4-15, 6-15, 10-15
North Carolina	L	11-15, 15-8, 12-15, 15-12, 15-17
Clemson	W	13-15, 15-5, 15-4, 10-15, 15-11
Georgia Tech	L	14-16, 7-15, 1-15
North Carolina St.	W	14-16, 15-5, 15-13, 15-13
North Carolina St.	W	15-12, 15-11, 15-5
Florida Atlantic	W	15-7, 15-2, 15-7
Jacksonville	W	15-1, 15-3, 15-10
Maryland	L	15-7, 13-15, 11-15, 7-15
Virginia	W	15-6, 15-6, 15-9
Notre Dame	W	15-10, 8-15, 17-15, 15-12
Duke	L	4-15, 9-15, 7-15
North Carolina	W	15-7, 15-13, 15-12
Florida	W	15-9, 15-13, 15-12
Maryland	W	15-10, 3-15, 16-14, 15-12
Virginia	W	15-8, 15-12, 4-15, 14-16, 20-18
Clemson	L	6-15, 3-15, 5-15
Georgia Tech	L	14-16, 7-15, 1-15
Central Florida	W	15-5, 15-17, 15-13, 15-13

#### ACC TOURNAMENT

Maryland	W	16-14, 15-6, 5-15, 15-12
Duke	L	8-15, 7-15, 8-15

#### GEORGIA HOLIDAY CLASSIC

South Florida	W	11-15, 16-14, 15-6, 15-7
Georgia	L	8-15, 15-5, 6-15, 6-15

# SPEED CHART


#1



**PATTY  
DIAMOND**

5-10 • SENIOR  
SETTER/OUTSIDE HITTER  
LIVONIA, MI (STEVENSON)  
CRUSADERS CLUB

#10



**HOLLY  
SCHNEIDER**

5-11 • SOPHOMORE  
OUTSIDE HITTER  
FT. WAYNE, IN (NORTHROP)  
FT. WAYNE JUNIORS


#3



**COURTNEY  
DIPERT**

5-5 • FRESHMAN  
DEFENSIVE SPECIALIST  
LISLE, IL (LISLE)  
DUPAGE EXPRESS

#11



**AISHA  
THORNTON**

6-2 • FRESHMAN  
MIDDLE HITTER  
COUNTRY CLUB HILLS, IL (HILLCREST)  
SPIKETTES

#4



**LATOYA  
PRESBERRY**

5-8 • SOPHOMORE  
OUTSIDE HITTER  
DETROIT, MI (CASS TECHNICAL)  
SOVA

#12



**SARAH  
RICKERTSEN**

5-9 • SOPHOMORE  
OUTSIDE HITTER  
HELENA, AL (PELHAM)  
SOJOURNERS

#5



**CHRISTY  
MINKO**

5-7 • JUNIOR  
DEFENSIVE SPECIALIST  
FORT MYERS, FL (ESTERO)  
SOUTHWEST FLORIDA CLUB

#13



**SUSAN  
JOHNSON**

6-1 • JUNIOR  
MIDDLE HITTER  
FT. WAYNE, IN (NORTHROP)  
FT. WAYNE JUNIORS


#7



**KENSY  
ZULUETA**

5-8 • FRESHMAN  
SETTER  
MISSION VIEJO, CA (CALVARY CHAPEL)  
ORANGE COUNTY

#14



**SUSAN  
HAWKS**

6-2 • SOPHOMORE  
MIDDLE HITTER  
TAMPA, FL (CHAMBERLAIN)  
TAMPA BAY JUNIORS

#8



**MAUREEN  
MCCARTHY**

5-9 • JUNIOR  
SETTER  
QUINCY, MA (NORTH QUINCY)  
MASS PATRIOTS

#15



**LAURA  
ARNOLD**

5-8 • JUNIOR  
OUTSIDE HITTER  
STUART, FL (MARTIN COUNTY)  
OCEANSIDE





# 1996 SCHEDULE

Fri., Aug. 30 ..... Florida Atlantic ..... 7:00 p.m. .... Tallahassee, FL  
 Sat., Aug. 31 ..... Florida Atlantic ..... 1:00 p.m. .... Tallahassee, FL

## PURDUE TOURNAMENT

Fri., Sept. 6 ..... Southern Illinois ..... 5:00 p.m. .... West Lafayette, IN  
 Sat., Sept. 7 ..... Miami of Ohio ..... 12:00 p.m. .... West Lafayette, IN  
 Sat., Sept. 7 ..... Purdue ..... 7:30 p.m. .... West Lafayette, IN

Tue., Sept. 10 ..... Jacksonville ..... 7:00 p.m. .... Jacksonville, FL

## FLORIDA CLASSIC

Fri., Sept. 13 ..... Florida ..... 7:00 p.m. .... Gainesville, FL  
 Sat., Sept. 14 ..... UCLA ..... 12:00 p.m. .... Gainesville, FL  
 Sat., Sept. 14 ..... Ball State ..... 5:00 p.m. .... Gainesville, FL

Sat., Sept. 21 ..... Maryland ..... 2:00 p.m. .... College Park, MD  
 Sun., Sept. 22 ..... Virginia ..... 1:00 p.m. .... Charlottesville, VA  
 Fri., Sept. 27 ..... Clemson ..... 7:00 p.m. .... Tallahassee, FL  
 Sun., Sept. 29 ..... Georgia Tech ..... 1:00 p.m. .... Tallahassee, FL  
 Tue., Oct. 1 ..... Auburn ..... 7:00 p.m. .... Auburn, AL  
 Fri., Oct. 4 ..... Duke ..... 7:00 p.m. .... Tallahassee, FL  
 Sun., Oct. 6 ..... Wake Forest ..... 1:00 p.m. .... Tallahassee, FL  
 Fri., Oct. 11 ..... Clemson ..... 7:00 p.m. .... Clemson, SC  
 Sun., Oct. 13 ..... Georgia Tech ..... 2:00 p.m. .... Atlanta, GA  
 Fri., Oct. 18 ..... North Carolina ..... 7:00 p.m. .... Chapel Hill, NC  
 Sat., Oct. 19 ..... North Carolina State ..... 7:30 p.m. .... Raleigh, NC  
 Fri., Oct. 25 ..... North Carolina ..... 7:00 p.m. .... Tallahassee, FL  
 Sun., Oct. 27 ..... North Carolina State ..... 1:00 p.m. .... Tallahassee, FL  
 Tue., Oct. 29 ..... Jacksonville ..... 7:00 p.m. .... Tallahassee, FL  
 Fri., Nov. 1 ..... Wake Forest ..... 7:00 p.m. .... Winston-Salem, NC  
 Sun., Nov. 3 ..... Duke ..... 1:00 p.m. .... Durham, NC  
 Fri., Nov. 8 ..... Virginia ..... 7:00 p.m. .... Tallahassee, FL  
 Sun., Nov. 10 ..... Maryland ..... 1:00 p.m. .... Tallahassee, FL  
 Tue., Nov. 12 ..... Florida ..... 7:00 p.m. .... Tallahassee, FL  
 Sat., Nov. 16 ..... Georgia ..... 2:00 p.m. .... Tallahassee, FL  
 Sun., Nov. 17 ..... Troy State ..... 1:00 p.m. .... Tallahassee, FL

Fri., Nov. 22- ..... ACC Tournament @ ..... Atlanta, GA  
 Sun., Nov. 24 ..... Georgia Tech