

SEASON IN REVIEW

FLORENDA STATE

2004 Review



ATLANTIC COAST CONFERENCE 2004 PRESEASON POLL

1. Georgia Tech
2. Maryland
3. North Carolina
4. Wake Forest
5. Florida State
Clemson
7. Miami
8. Virginia
9. Duke
10. Virginia Tech
11. NC State

ALL-ACC FIRST TEAM

Leslie FinnClemson
 Jayme GergenGeorgia Tech
 Stephanie IstvanDuke
 Lynnette MosterGeorgia Tech
 Molly PylesNorth Carolina
 Amanda SantosFlorida State
 Valeria TipianaMiami

ALL-ACC SECOND TEAM

Lori AshtonClemson
 Marisa AstonGeorgia Tech
 Tealle HunkusDuke
 Sarah KirkwoodVirginia
 Lindsey LabandGeorgia Tech
 Lauren SauerGeorgia Tech
 Rachel WagenerMaryland

ACC ALL-FRESHMEN TEAM

Jade BrownMaryland
 Carrie DeMangeDuke
 Ali HausfeldDuke
 Sarah KirkwoodVirginia
 Brittany RossClemson
 Ulrike StegemannGeorgia Tech

PLAYER OF THE YEAR

Lynnette MosterGeorgia Tech

FRESHMAN OF THE YEAR

Sarah KirkwoodVirginia

COACH OF THE YEAR

Bond ShymanskyGeorgia Tech


	CONFERENCE		OVERALL		
	WL	Pct.	WL	Pct.	Streak
Georgia Tech	16-0	1.000	27-7	.794	Lost 1
Miami	11-5	.688	17-9	.654	Won 1
Duke	10-6	.625	20-10	.667	Lost 1
Florida State	9-7	.563	18-11	.621	Lost 1
North Carolina	9-7	.563	19-15	.559	Won 1
Virginia	8-8	.500	19-11	.633	Lost 1
Clemson	7-9	.438	20-14	.448	Lost 3
Maryland	7-9	.438	18-15	.545	Lost 1
Virginia Tech	7-9	.438	13-16	.588	Lost 1
Wake Forest	4-12	.250	13-17	.453	Won 1
NC State	0-16	.000	10-21	.323	Lost 18

AMANDA SANTOS BECOMES FSU'S FIRST AVCA ALL-AMERICAN

Florida State senior middle blocker Amanda Santos led her named in the FSU volleyball record book last season as she became the first Seminole to garner American Volleyball Coaches Association (AVCA) All-American honors after being tabbed an honorable mention selection. In the history of the FSU volleyball program that includes some of the program's greats like Gabrielle Reece, Maggie Philgence and Nancy Gaspardrek, 16 different players have earned AVCA All-Region accolades, but no one has been named an All-American until Santos. "This is a huge day for the Florida State volleyball program," said Seminole head coach Todd Kress. "Amanda definitely deserves the honor because she had an outstanding season. She has set a new bar for future players at Florida State and I think I can speak on behalf of the entire athletic

department in saying that we are extremely proud of her."

Santos concluded the 2004 season ranked second in the ACC in hitting percentage (.365) and fifth in blocks (1.35 bpg). She led the Seminoles, who finished the season with an 18-11 record, in hitting percentage and blocks. Despite only spending two season at FSU after transferring from the College of Southern Idaho, Santos leaves the program with 544 kills, 284 total blocks, and a spectacular .325 hitting percentage. Her 147 total blocks recorded last season were the most since the 1993 campaign when Vicki Zinkil collected 164. Santos was a tri-team captain and earned AVCA East All-Region and first-team All-ACC honors earlier this season. She was tabbed MVP of the FSU Invitational and garnered all-tournament honors at the Michigan/Pepsi Challenge and FSU Classic.



Amanda Santos and sister Andrea Santos

SEASON IN REVIEW

VOLLEYBALL 05

SEASON IN REVIEW

TEAM-MATCH HIGHS

Attack %	.481	vs. NC State
Kills	79	vs. Duke, UNC
Kills (3g)	62	vs. WF
Kills (4g)	69	vs. Maryland
Kills (5g)	79	vs. UNC
Attempts	201	at VT
Attempts (3g)	155	vs. WF
Attempts (4g)	171	vs. Florida
Attempts (5g)	201	at VT
Assists	75	vs. CU
Assists (3g)	56	vs. WF
Assists (4g)	75	vs. CU
Assists (5g)	70	vs. Duke
Digs	87	vs. UNC
Digs (3g)	68	vs. WF
Digs (4g)	87	vs. UNC
Digs (5g)	77	vs. George Mason
Aces	15	vs. Troy
Blocks	16.0	at VT

INDIVIDUAL MATCH HIGHS

Attack %	.647	Amanda Santos (SA)
Kills	29	Kristen Rust (STET)
Kills (3g)	17	Kristen Rust (UNC)
Kills (4g)	29	Kristen Rust (WF)
Kills (5g)	18	Kristen Rust (UNC)
Attempts	54	Amanda Santos (VT)
Attempts (3g)	39	Kristen Rust (UNC)
Attempts (4g)	54	Kristen Rust (WF)
Attempts (5g)	44	Kristen Rust (UNC)
Points	32	Kristen Rust (UNC)
Points (3g)	18.5	Kristen Rust (WF)
Points (4g)	22.5	Kristen Rust (Maryland)
Points (5g)	21.0	Amanda Santos (VT)
Assists	66	Jessica Skower (twice)
Assists (3g)	50	Amanda Santos (EMU)
Assists (4g)	66	Jessica Skower (twice)
Assists (5g)	57	Jessica Skower (GMU)
Digs	32	Summer Weissing (UNC)
Digs (3g)	19	Summer Weissing (WF)
Digs (4g)	32	Summer Weissing (UNC)
Digs (5g)	21	Kristen Rust (VT)
Aces	6	Summer Weissing (GMU)
	6	Amanda Santos (VT)
Blocks	10	Aisha Carr (twice)
	10	Amanda Santos (team)

STATISTICAL RANKINGS

ACC Team Rankings	fourth
Hitting %	fifth
Assists/Game	seventh
Blocks/Game	third
Win-Loss %	fourth
Opponent Hitting %	first
Kills/Game	sixth
Service Aces/Game	fifth
Digs/Games	ninth

SEASON RECAP

After defeating North Carolina twice in the season, the Florida State volleyball team knew it be a tough task to beat the Tar Heels a third time. That notion proved true in the first round of the ACC Championship at Memorial Gym on the campus of the University of Virginia as fifth-seeded UNC upset fourth-seeded FSU, 3-0. Game scores were: 30-17, 33-31, and 30-24. The Seminoles ended the season at the league tournament with a respectable 18-11 overall record and a fourth place ACC finish.

Amanda Santos was the lone Seminole added to an All-ACC team as she claimed first team distinctions. Early in the season, the Tribe finished first at the FSU Invitational and FSU Classic and FSU was the runner-up at the Michigan Challenge.

Then-junior Kristen Rust was the only Tribe member selected as the ACC Player of the Week during the season. She earned the award the week of October 18 after hitting .417 in a 3-0 win over UCF. She notched 13 kills, six blocks, six digs and two service aces in the victory. The outside hitter then helped the Seminoles to wins over North Carolina and NC State over the weekend. In Florida State's 3-1 win against the Tar Heels, she tallied a personal-best 29 kills and 20 digs. Versus the Wolfpack, Rust recorded 10 kills, six digs and a career-high four service aces. During the three victories, Rust averaged 5.2 kills, 3.2 digs, 1.0 block and 0.70 service aces per game, while hitting .340 overall and .316 in conference action.

At the Florida State end-of-the-year banquet, Santos took home the Most Valuable Player honor while Rust claimed the Coach's Award. Lauren Walker received the Inspiration Award and Sarah Griffin earned the Academic Award.

SUMMER LOVIN'

Despite not making the All-ACC Freshmen Team, perhaps because she plays a position (libero) that does not typically earn the recognition it should, freshman Summer Weissing enjoyed a successful season in 2004 where she played in every game the Seminoles took part in. Weissing and Amanda Santos were the only Tribe members to have competed in all 109 games for FSU which is incredible accomplishment considering it was her first season to compete at the collegiate level. The Boca Raton, Fla., native logged an incredible 399 digs and averaged a team second-best 0.26 aces per game. Her best performance of the

season was against North Carolina where she recorded an amazing 32 digs in four games.

GOING LIVE

For the first time ever, all of Florida State volleyball's statistics and scores were available live through Gametracker at www.seminoles.com, the official website of Florida State athletics. Recaps for all matches and in depth reporting on the Seminole volleyball program are also available year around.

CAREER WIN 200!

On Oct. 15, 2004, Todd Kress earned his 200th career victory in a thrilling 3-1 victory over North Carolina. Kress, who has a career record of 207-116, became the second youngest active head coach to reach the 200-win milestone in such a short amount of time. His 64 percent winning percentage is ranked among the top of all Division I coaches in the country. At the end of the emotional match, the players presented Kress with a ball and the team posed for photos in order to capture the moment on film for many years to come.

2004 TOURNAMENT HONORS

FSU Invitational All-Tournament Team

MVP: Amanda Santos, Florida State
Kristen Rust, Florida State
Summer Weissing, Florida State

Michigan Challenge All-Tournament Team

Aisha Carr, Florida State
Amanda Santos, Florida State

FSU Classic All-Tournament Team

Amanda Santos, Florida State
Jessica Skower, Florida State

2004 Tournament Finishes

FSU Invitational, first place
Michigan Challenge, runner-up
FSU Classic, first place

All-East Region,

Amanda Santos

AVCA All-America Honorable Mention,

Amanda Santos

FLORIDA STATE

AMANDA SANTOS – ALL-ACC & EAST REGION


Florida State senior volleyball player Amanda Santos was named to the All-ACC first team, the conference announced at the league's banquet at the end of the season. Santos was the only Seminole player to earn conference honors and she was the first FSU player named to the first team since Kristen Frye earned the distinction in 2002.

"I was really surprised because I had no idea," said Santos, who was a 2002 NJCAA First-Team All American at the College of Southern Idaho. "While the announcer was reading my accomplishments before he said my name, I still didn't know it was me he was talking about until my teammate Aisha [Carr] nudged me. I was so excited. This award means nothing to me as an individual but more as a representation of my team. There are so many deserving people on my team who could have easily won awards. We are one so this is a team honor."

Santos, a middle blocker from Minas Gerais, Brazil, is just the 12th Seminole to earn all-conference honors in the history of the program. The leagues head coaches voted on the teams and seven players earned first team honors. Santos finished the ACC ranked second in hitting percentage and sixth in blocks. She paced Florida State in hitting and blocks during the regular season and was second in points and aces. Santos was the only Seminole named to all three all-tournament teams in 2004 and she earned MVP honors at the FSU Invitational.

"Amanda had a phenomenal senior season," said head coach Todd Kress. "We are thrilled to have this honor and she worked and played hard all year to earn this recognition. Amanda is a leader on and off the court and our team is excited others noticed her outstanding contribution to the team and league this year. She is a unique person and I'm lucky to have had the opportunity to coach her the last two seasons."

Santos was also just the 17th Seminole ever to earn All-East Region accolades.



2004 DOUBLE-DOUBLES

Jessica Skower vs. Oakland 9/10	(34 Assists, 12 Digs)
Jessica Skower vs. No. 4 Florida 9/14	(42 Assists, 11 Digs)
Kristen Rust vs. George Mason 9/17	(13 Kills, 14 Digs)
Kristen Rust vs. Winthrop 9/19	(54 Assists, 12 Digs)
Jessica Skower vs. Duke 10/02	(15 Kills, 16 Digs)
Kristen Rust vs. Duke 10/02	(16 Kills, 13 Digs)
Jessica Skower vs. Maryland 10/04	(58 Assists, 12 Digs)
Kristen Rust vs. Maryland 10/04	(19 Kills, 15 Digs)
Kristen Rust vs. UNC 10/15	(14 Kills, 15 Digs)
Kristen Rust vs. Miami 10/20	(23 Kills, 13 Digs)
Kristen Rust vs. Georgia Tech 10/29	(20 Kills, 16 Digs)
Kristen Rust vs. Clemson 10/30	(63 Assists, 10 Digs)
Jessica Skower vs. Virginia 11/5	(18 Kills, 18 Digs)
Kristen Rust vs. Virginia 11/5	(16 Kills, 11 Digs)
Kristen Rust vs. Maryland 11/7	(13 Kills, 13 Digs)
Kristen Rust vs. North Carolina 11/12	(17 Kills, 20 Digs)
Kristen Rust vs. North Carolina 11/13	(29 Kills, 20 Digs)

KRISTEN RUST DOES IT ALL

Junior outside hitter Kristen Rust made a name for herself as a dominate hitter and defender for the Seminoles in 2004. She led the team with 3.80 kills, 0.33 aces, and 4.45 points per game. Furthermore, Rust averaged a second-best 2.78 digs per contest. On top of that, Rust competed the entire season with injuries plaguing both legs! While she had numerous outstanding matches during the season, no one can argue that her 29 kills-20 digs-32.0 point performance against North Carolina far exceeded all the rest. She was carried off the court by the end of the match because of leg pains however; it was worth it to Rust considering the match was victory No. 200 for her coach. Later that week, the ACC tabbed Rust "Player of the Week" on Oct. 18.

JESS SURE DOES IMPRESS

Jessica Skower emerged as a centerpiece of the Seminoles offensive attack en route to a breakout sophomore season where she played in 28 matches and tied Junior Kristen Rust for second on the team with 27 starts. She appeared in a career-high 106 games, becoming a fixture as the main setter in the lineup and finished the season in the Florida State record books tying Sherry Cowling for sixth all-time on the single-season assists list with her 1,348 mark. She passed Cowling on the career list, finishing eighth all-time with her two season total currently at 1,952. Skower accounted for 86 percent of the team's impressive 1,571 assists on the season, the seventh highest team total in FSU history.

VOLLEYBALL 05

2004 Results

DATE	OPPONENT	OVERALL	CONFERENCE	RECORD	RECORD	TIME	ATTEND
		SCORE	SCORE-BY-GAME				
Sep 03, 2004	Sam Houston State	W 3-2	25-30,24-30,30-25,30-18,15-12	1-0	0-0	2:09	184
Sep 03, 2004	Stet	W 3-0	30-14,30-11,30-13	2-0	0-0	1:12	358
Sep 04, 2004	South Alabama	W 3-0	30-17,30-22,30-13	3-0	0-0	1:18	551
Sep 10, 2004	vs Oakland	W 3-0	30-17,30-21,30-19	4-0	0-0	1:12	102
Sep 11, 2004	vs EMU	W 3-0	30-22,30-28,33-31	5-0	0-0	1:38	531
Sep 11, 2004	at Michigan	0-3 L	25-30,22-30,21-30	5-1	0-0	1:32	1458
Sep 14, 2004	#4 Florida	1-3 L	30-27,16-30,23-30,18-30	5-2	0-0	2:03	1004
Sep 17, 2004	George Mason	2-3 L	27-30,32-30,30-28,23-30,13-15	5-3	0-0	2:23	678
Sep 18, 2004	Troy	W 3-0	30-20,30-13,30-18	6-3	0-0	1:09	113
Sep 19, 2004	Winthrop	W 3-1	30-23,27-30,30-24,30-19	7-3	0-0	1:06	211
* Sep 23, 2004	at Virginia Tech	2-3 L	30-23,30-27,29-31,29-31,9-15	7-4	0-1	2:20	426
* Sep 24, 2004	at Miami	0-3 L	28-30,29-31,24-30	7-5	0-2	1:40	788
* Oct 02, 2004	DU	2-3 L	37-35,27-30,30-23,26-30,13-15	7-6	0-3	2:35	1172
* Oct 02, 2004	WF	W 3-0	30-20,41-39,30-26	8-6	1-3	2:47	859
* Oct 08, 2004	at Maryland	W 3-1	26-30,30-19,30-25,30-28	9-6	2-3	2:09	423
* Oct 09, 2004	at Virginia	1-3 L	26-30,22-30,30-27,26-30	9-7	2-4	1:57	233
Oct 12, 2004	UCF	W 3-0	30-12,30-25,30-21	10-7	2-4	1:22	428
* Oct 15, 2004	NC	W 3-1	30-27,30-25,27-30,30-28	11-7	3-4	2:04	1215
* Oct 17, 2004	NC State	W 3-0	30-7,30-23,30-23	12-7	4-4	1:14	619
* Oct 20, 2004	Miami	2-3 L	30-19,21-30,24-30,30-27,10-15	12-8	4-5	2:08	473
* Oct 22, 2004	Virginia Tech	W 3-0	30-17,30-14,30-19	13-8	5-5	1:15	492
* Oct 29, 2004	at GT	1-3 L	23-30,28-30,31-29,25-30	13-9	5-6	2:06	1282
* Oct 30, 2004	at Clemson Tigers	W 3-1	30-28,30-32,31-29,30-25	14-9	6-6	2:10	489
Nov 02, 2004	at USF	W 3-0	30-24,30-27,30-19	15-9	6-6	1:26	NA
* Nov 05, 2004	Virginia	W 3-2	25-30,30-27,23-30,30-27,15-12	16-9	7-6	2:24	724
* Nov 07, 2004	Maryland	2-3 L	30-26,30-19,20-30,24-30,10-15	16-10	7-7	2:09	414
* Nov 12, 2004	at NC State	W 3-0	30-28,30-20,30-15	17-10	8-7	1:30	77
* Nov 13, 2004	at NC	W 3-1	30-27,30-21,28-30,30-19	18-10	9-7	2:00	685
Nov 19, 2004	vs NC	0-3 L	17-30,31-33,24-30	18-11	9-7	1:30	436

*Denotes conference match

TEAM RECORD	W-L
Overall	18-11
Conference	9-7
Home	11-5
Away	5-5
Neutral	2-1
3 games	11-3
4 games	5-3
5 games	2-5

ATTEND	DATES	TOTAL	AVERAGE
Total	29	16425	566
Home	16	9495	593
Away	10	5861	586
Neutral	3	1069	356



2004 RESULTS

FLORIDA STATE

2004 Match-by-Match Results

2004 MATCH-BY-MATCH

Date	Opponent	ATTACK			TA	Pct	SET		SERVE		PASS	DEF	BLOCK		Total	BHE	Points
		GP	K	E			A	SA	SE	RE			DIG	BS			
Sep 03	Sam Houston State	5	68	29	151	.258	66	9	13	12	55	2	20	2	12.0	1	89.0
Sep 03	Stet	3	47	14	90	.367	39	3	7	1	41	1	24	1	13.0	1	63.0
Sep 04	South Alabama	3	51	15	93	.387	48	8	10	3	42	4	12	1	10.0	3	69.0
Sep 10	vs Oakland	3	45	17	108	.259	41	8	9	3	54	5	12	3	11.0	1	64.0
Sep 11	vs EMU	3	56	20	142	.254	50	2	7	2	65	1	14	8	8.0	0	66.0
Sep 11	at Michigan	3	34	31	110	.027	34	3	6	3	38	4	8	5	8.0	0	45.0
Sep 14	Florida	4	49	34	171	.088	45	2	17	5	64	3	12	4	9.0	5	60.0
Sep 17	George Mason	5	67	37	184	.163	60	8	15	9	77	4	16	5	12.0	1	87.0
Sep 18	Troy	3	52	15	96	.385	42	15	11	4	38	0	8	1	4.0	1	71.0
Sep 19	Winthrop	4	59	26	162	.204	53	5	8	4	68	2	20	3	12.0	1	76.0
Sep 23	at Virginia Tech	5	58	40	201	.090	53	8	15	3	71	5	22	1	16.0	3	82.0
Sep 24	at Miami	3	45	16	120	.242	45	1	6	6	38	3	18	5	12.0	1	58.0
Oct 02	DU	5	79	35	189	.233	70	3	11	6	67	8	13	3	14.5	8	96.5
Oct 02	WF	3	62	24	155	.245	56	3	6	4	68	1	12	0	7.0	0	72.0
Oct 08	at Maryland	4	69	31	159	.239	65	5	15	2	67	3	16	2	11.0	5	85.0
Oct 09	at Virginia	4	59	29	137	.219	57	1	6	7	44	2	24	4	14.0	3	74.0
Oct 12	UCF	3	43	14	93	.312	40	6	10	5	39	2	20	3	12.0	2	61.0
Oct 15	NC	4	79	28	193	.264	74	8	10	3	87	4	10	3	9.0	4	96.0
Oct 17	NC State	3	48	11	77	.481	45	13	6	5	26	3	10	0	8.0	2	69.0
Oct 20	Miami	5	65	34	161	.193	61	7	15	4	45	7	26	3	20.0	3	92.0
Oct 22	Virginia Tech	3	46	16	107	.280	37	12	10	0	46	3	17	1	11.5	1	69.5
Oct 29	at GT	4	62	24	153	.248	55	3	15	5	58	3	6	4	6.0	8	71.0
Oct 30	at Clemson Tigers	4	79	28	186	.274	75	4	11	5	79	4	16	4	12.0	3	95.0
Nov 02	at USF	3	53	14	103	.379	49	5	11	3	39	1	12	4	7.0	0	65.0
Nov 05	Virginia	5	79	39	205	.195	72	4	8	10	97	3	14	2	10.0	5	93.0
Nov 07	Maryland	5	73	38	179	.196	66	4	12	12	61	1	14	1	8.0	2	85.0
Nov 12	at NC State	3	58	19	133	.293	53	5	7	1	58	5	10	0	10.0	0	73.0
Nov 13	at NC	4	79	22	183	.311	73	7	6	0	79	2	12	3	8.0	0	94.0
Nov 19	vs NC	3	50	24	139	.187	47	2	6	5	52	0	21	5	10.5	3	62.5
Florida State		109	1714	724	4180	.237	1571	164	289	132	1663	86	439	81	305.5	67	2183.5
Opponent		109	1382	775	4149	.146	1299	132	193	164	1478	57	439	47	276.5	62	1790.5

Overall record: 18-11 Conf: 9-7 Home: 11-5 Away: 5-5 Neutral: 2-1

CATEGORY LEADERS

#	ATTACK (by #)	G	K	K/Game	E	TA	Pct
1	Amanda Santos	109	320	2.94	87	639	.365
2	Lauren Scott	28	54	1.93	26	134	.209
4	Andreza Santos	45	100	2.22	34	258	.256

#	SET (by A/Game)	G	A	A/Game	TA	Pct
14	Jessica Skower	106	1348	12.72	2372	.568
33	Renee Hill	108	76	0.70	215	.353

#	BLOCK (by B/Game)	G	BS	BA	Total B/Game	BE	
1	Amanda Santos	109	30	117	147.0	1.35	18
5	Aisha Carr	104	16	96	112.0	1.08	21
4	Andreza Santos	45	6	27	33.0	0.73	6

#	POINTS (by Pts/Gm)	G	Points	Pts/G
15	Kristen Rust	102	454.0	4.45
1	Amanda Santos	109	433.5	3.97
5	Aisha Carr	104	331.0	3.18

#	KILL (by K/Game)	G	K	K/Game
15	Kristen Rust	102	388	3.80
1	Amanda Santos	109	320	2.94
5	Aisha Carr	104	267	2.57

#	SERVE (by #)	G	SA	SE	TA	Pct	SA/G
1	Amanda Santos	109	25	32	355	.910	0.23
4	Andreza Santos	45	6	2	34	.941	0.13

#	DEFENSE (by Dig/Gm)	G	DIG	Dig/G	BHE
21	Summer Weissing	109	399	3.66	0
15	Kristen Rust	102	284	2.78	4
33	Renee Hill	108	218	2.02	6

TEAM PER GAME

Games played	109	Digs per game	15.26
Kills per game	15.72	Blocks per game	2.80
Assists per game	14.41	Ball handling errors per game	0.61
Service aces per game	1.50	Reception errors per game	1.21
Reception errors per game	1.21	Points per game	20.03



VOLLEYBALL 05

2004 Match-by-Match Leaders

OPPONENTS	KILLS	ASSIST	DIGS	BLOCKS	POINTS
Sam Houston State	14-Rust	55-Skower	14-Weissing	6-Carr 6-Am. Santos	15.5-Rust
Stetson	12-Rust	37-Skower	8-Griffin 8-Weissing	5-Scott	12.5-Rust
South Alabama	12-Am. Santos	43-Skower	10-Weissing	5-Am. Santos	16-Rust
Oakland	9-Rust 9-Am. Santos	34-Skower	12-Skower	6-Am. Santos	13-Am. Santos
EMU	11-Carr	50-Skower	13-McLaughlin 13-Weissing	5-Skower	12.5-Carr
at Michigan	8-Am. Santos	30-Skower	11-Weissing	5-Am. Santos	11-Am. Santos
Florida	12-Rust	42-Skower	11-Skower 11-Rust 11-Weissing	6-Carr	13-Rust
George Mason	18-Am. Santos	57-Skower	16-Rust	6-Anthony	20.5 Am. Santos
Troy	13-Anthony	36-Hill	10-McLaughlin	3-Hill 3-Am. Santos	16.5 Am. Santos
Winthrop	12-Am. Santos	51-Skower	17-Weissing	9-Am. Santos	17.5-Am. Santos
at Virginia Tech	18-Am. Santos	47-Skower	21-Weissing	10-Carr	21-Am. Santos
at Miami	9-Rust 9-An. Santos	44-Skower	13-Weissing	6-Carr	12.5-Rust
Duke	17-McLaughlin	54-Skower	17-Weissing	8-Am. Santos	19-McLaughlin
Wake Forest	17-Rust	46-Skower	19-Weissing	5-Am. Santos	18.5-Rust
at Maryland	19-Rust	58-Skower	15-Rust	6-Am. Santos	22.5-Rust
at Virginia	14-Scott	53-Skower	9-Hill 9-Weissing	9-Carr	15.5-Scott
Central Florida	13-Rust	36-Skower	12-Weissing	7-Carr	18.5-Rust
North Carolina	29-Rust	66-Skower	23-Weissing	4-Am. Santos	32.0-Rust
NC State	10-Rust	32-Skower	6-Skower 6-Rust	4-Carr	16-Am. Santos
Miami	14-Carr 14-Rust 14-Am. Santos	54-Skower	15-Rust	10-Carr 10-Am. Santos	23-Am. Santos
Virginia Tech	12-Rust	28-Skower	10-Griffin 10-Weissing	6-Am. Santos 6-An. Santos	19-Am. Santos
at Georgia Tech	23-Rust	50-Skower	20-Weissing	5-Am. Santos	26-Rust
at Clemson	20-Rust	66-Skower	21-Weissing	6-Am. Santos	21.5-Rust
at USF	12-Anthony 12-Am. Santos	42-Skower	7-Skower	5-Am. Santos	16-Scott
Virginia	18-Rust	63-Skower	26-Weissing	5-An. Santos	20.5-Rust
Maryland	16-Rust	56-Skower	15-Hill	6-Carr	18-Rust
at NC State	14-Scott	46-Skower	13-Rust	5-Am. Santos	15.5-Carr 15.5-Scott
at North Carolina	17-Rust	67-Skower	32-Weissing	6-Am. Santos	19.5-Am. Santos
North Carolina (ACC Tourney)	11-Carr	43-Skower	12-Weissing	8-Am. Santos	12-Carr

FLORIDA STATE


Individual Season Highs

INDIVIDUAL SEASON HIGHS

NAME	ACES	ASSISTS	BLOCKS	DIGS	KILLS	POINTS
Nikki Anthony	1-Twice	1-Five Times	6-GM 9/17	8-Twice	15-UM 10/08	17.0-UM 10/08
Aisha Carr		2-DU 10/02	10-Twice	7-EMU 9/11	16-NC 11/13	20.5-Miami 10/20
Kim Crawford					4-Uva 10/09	
Sarah Griffin	4-Troy 9/18	4-DU 10/02	2-STET 9/03	14-NC 10/15	7-NC 11/19	1.0-NC 11/19
Renee Hill	1-Three Times	36-Troy 9/18	3-Two Times	17-Clem. 10/30	7-Twice	8.5-SHS 9/03
Danielle MacDonald		2-Oak. 9/10	3-UF 9/14	5-STET 9/03	5-SA 9/04	7.5-STET 9/03
Cassie McLaughlin	4-Two Times	4-Twice	4-SHSU 9/03	13-EMU 9/11	17-DU 10/02	19.0-DU 10/02
Ashley Meyer			1-Twice		4-Twice	4.0-Twice
Kristen Rust	4-NC 10/17	5-UM 11/7	6-CF 10/12	20-NC 10/15	29-NC 10/15	32.0 NC 10/15
Amanda Santos	6-VT 10/22	2-Twice	10-Miami 10/20	8-DU 10/02	18-Twice	23.0-Miami 10/20
Andreza Santos	4-NC 11/13	2-VT 10/22	6-VT 10/22	5-Uva 11/05	15-Uva 11/05	18.0-Uva 11/05
Lauren Scott		5-STET 0/03	4-NCSt. 11/12	14-Uva 10/09	15.5-NCSt. 11/12	
Jessica Skower	4-SHS 9/03	67-NC 11/13	7-Miami 10/20	12-Miami 10/08	8-NCSt. 10/17	11.0-SHS 9/03
Lauren Walker					2-Troy 9/18	
Summer Weissing	6-GM 9/17	2-VT 10/22		32-NC 11/13		6.0-GM 9/17

Bold reflects current players

*Kristen Rust (kills, attempts, and aces),
Jessica Skower (assists), and Summer Weissing (digs) led the
Seminoles in various categories during the 2004 campaign.*



VOLLEYBALL 05

Season Stats & Highs

2004 Florida State Volleyball - All Matches

OVERALL

Overall record: 18-11 Conf: 9-7 Home: 11-5 Away: 5-5 Neutral: 2-1

#	Name	G	K	ATTACK				SET				SA	SA/Gm	RE	DIG	Dig/G	BS	BA	Total	B/Game
				K/G	E	TA	Pet	A	A/G	Points										
15	Kristen Rust	102	388	3.80	181	961	.215	26	0.25	454.0	34	0.33	20	284	2.78	11	42	53	0.52	
1	Amanda Santos	109	320	2.94	87	639	.365	14	0.13	433.5	25	0.23	2	107	0.98	30	117	147	1.35	
5	Aisha Carr	104	267	2.57	95	540	.319	8	0.08	331.0	0	0.00	2	45	0.43	16	96	112	1.08	
22	Nikki Anthony	96	225	2.34	114	602	.184	6	0.06	254.5	2	0.02	3	95	0.99	9	37	46	0.48	
18	Cassie McLaughlin	60	119	1.98	65	298	.181	26	0.43	145.0	16	0.27	9	98	1.63	0	20	20	0.33	
4	Andreza Santos	45	100	2.22	34	258	.256	9	0.20	125.5	6	0.13	4	23	0.51	6	27	33	0.73	
14	Jessica Skower	106	89	0.84	27	239	.259	1348	12.72	151.5	26	0.25	1	172	1.62	8	57	65	0.61	
33	Renee Hill	108	73	0.68	41	227	.141	76	0.70	84.5	3	0.03	18	218	2.02	1	15	16	0.15	
2	Lauren Scott	28	54	1.93	26	134	.209	0	0.00	64.5	0	0.00	0	9	0.32	3	15	18	0.64	
13	Sarah Griffin	104	46	0.44	40	193	.031	30	0.29	69.0	21	0.20	15	192	1.85	0	4	4	0.04	
7	Danielle MacDonald	16	20	1.25	10	58	.172	6	0.38	28.0	3	0.19	0	12	0.75	1	8	9	0.56	
12	Ashley Meyer	6	10	1.67	2	21	.381	0	0.00	11.5	0	0.00	0	0	0.00	1	1	2	0.33	
21	Summer Weissing	109	3	0.03	0	8	.375	22	0.20	31.0	28	0.26	29	399	3.66	0	0	0	0.00	
6	Kim Crawford	5	0	0.00	0	0	.000	0	0.00	0.0	0	0.00	1	6	1.20	0	0	0	0.00	
10	Lauren Walker	2	0	0.00	0	0	.000	0	0.00	0.0	0	0.00	0	2	1.00	0	0	0	0.00	
FLORIDA STATE		109	1714	15.72	724	4180	.237	1571	14.41	2183.5	88	1.38	73	991	15.48	57	240	177.0	2.77	
Opponents		109	1382	12.68	775	4149	.146	1299	11.92	1790.5	73	1.14	88	901	14.08	36	282	177.0	2.77	

2004 ACC Conference Matches

#	Name	G	K	K/G	E	TA	Pet	A	A/G	Points	SA	SA/Gm	RE	DIG	Dig/G	BS	BA	Total	B/Game
15	Kristen Rust	59	248	4.20	117	601	.218	21	0.36	286.0	20	0.34	11	184	3.12	7	22	29	0.49
1	Amanda Santos	64	190	2.97	62	393	.326	11	0.17	260.0	19	0.30	1	76	1.19	21	60	81	1.27
5	Aisha Carr	62	171	2.76	59	350	.320	4	0.06	210.0	0	0.00	2	11	0.18	10	58	68	1.10
22	Nikki Anthony	56	132	2.36	69	355	.177	5	0.09	149.0	1	0.02	2	49	0.88	6	20	26	0.46
18	Cassie McLaughlin	30	65	2.17	33	164	.195	14	0.47	74.0	4	0.13	3	27	0.90	0	10	10	0.33
4	Andreza Santos	31	74	2.39	20	181	.298	7	0.23	91.5	4	0.13	3	14	0.45	4	19	23	0.74
14	Jessica Skower	64	55	0.86	18	148	.250	830	12.97	89.0	12	0.19	0	100	1.56	5	34	39	0.61
33	Renee Hill	64	31	0.48	12	105	.181	30	0.47	35.5	0	0.00	14	135	2.11	1	7	8	0.12
2	Lauren Scott	22	44	2.00	17	106	.255	0	0.00	49.5	0	0.00	0	7	0.32	2	7	9	0.41
13	Sarah Griffin	64	24	0.38	21	113	.027	21	0.33	38.0	13	0.20	8	126	1.97	0	2	2	0.03
7	Danielle MacDonald	2	0	0.00	3	4	-.750	0	0.00	0.0	0	0.00	0	0	0.00	0	0	0	0.00
12	Ashley Meyer	4	5	1.25	2	14	.214	0	0.00	6.5	0	0.00	0	0	0.00	1	1	2	0.50
21	Summer Weissing	64	1	0.02	0	3	.333	14	0.22	16.0	15	0.23	19	258	4.03	0	0	0	0.00
6	Kim Crawford	3	0	0.00	0	0	.000	0	0.00	0.0	0	0.00	0	4	1.33	0	0	0	0.00
10	Lauren Walker	-	-	-	-	-	-	-	-	-	-	-	-	-	-	-	-	-	-
FLORIDA STATE.....		64	1040	16.25	434	2538	.239	957	14.95	1305.0	88	1.38	73	991	15.48	57	240	177.0	2.77
Opponents.....		64	879	13.73	442	2522	.173	819	12.80	1129.0	73	1.14	88	901	14.08	36	282	177.0	2.77

2004 ACC Volleyball Final Standings

SCHOOL	CONFERENCE	OVERALL
Georgia Tech	16-0	27-7
Miami	11-5	17-9
Duke	10-6	20-10
Florida State	9-7	18-11
North Carolina	9-7	19-15
Virginia	8-8	19-11
Clemson	7-9	20-14
Maryland	7-9	18-15
Virginia Tech	7-9	13-16
Wake Forest	4-12	13-17
NC State	0-16	10-21

2004 SEASON HIGHS

INDIVIDUAL

Kills:	Kristen Rust (380)
Total Attempts:	Kristen Rust (961)
Hitting Percentage:	Amanda Santos (.365)
Assists:	Jessica Skower (1,348)
Service Aces:	Kristen Rust (34)
Digs:	Summer Weissing (399)
Solo Blocks:	Amanda Santos (30)
Block Assists:	Amanda Santos (117)
Total Blocks:	Amanda Santos (147)
Points:	Kristen Rust (454)

TEAM

Kills (3 Games)	62, WF 10/02
Kills (4 Games)	79, UNC 11/13
Kills (5 Games)	79, DU and UVa
Total Attempts (3 Games):	155, WF 10/02
Total Attempts (4 Games):	196, UNC 10/15
Total Attempts (5 Games):	205, UVa 11/05
Hitting Percentage:	.481, NC State 10/17
Assists (3 Games):	56, WF 10/02
Assists (4 Games):	75, Clemson 10/30
Assists (5 Games):	72, UVa 11/05
Digs (3 Games):	68, WF 10/02
Digs (4 Games):	87, UNC 11/13
Digs (5 Games):	97, UVa 11/05
Service Aces:	15, Troy 9/18
Blocks:	20.0, Miami 10/20

2004 SEASON STATS & HIGHS

FLORIDA STATE

2004 ACC Statistics

INDIVIDUAL LEADERS

*To be ranked, a player must appear in at least 66.7 percent of the team's games).

COACHING RECORDS

Coach	School	Yr.
Jolene Jordan Hoover	Clemson	15
Jolene Nagel	Duke	17
Todd Kress	Florida State	10
Bond Shymansky	Georgia Tech	3
Janice Kruger	Maryland	27
Joe Sagula	North Carolina	24
Mary Byrne	NC State	12
Melissa Aldrich Shelton	Virginia	10
Valorie Baker	Wake Forest	5

TEAM STATS

HITTING PERCENTAGE

Team	G	Kills	Errs	Total	Pct
1. Georgia Tech	114	2125	677	4831	.300
2. Duke	105	1744	603	4644	.246
3. Miami	97	1559	613	3865	.245
4. Clemson	123	1978	727	5160	.242
5. Florida State	109	1714	724	4180	.237
6. Maryland	126	1935	802	5183	.219
7. Wake Forest	111	1709	715	4579	.217
8. North Carolina	122	1929	748	5446	.217
9. Virginia	112	1754	731	4827	.212
10. NC State	111	1447	673	4134	.187
11. Virginia Tech	110	1615	818	4468	.178

OPPONENT HITTING PCT

Team	G	Kills	Errs	Total	Pct
1. Florida State	109	1382	775	4149	.146
2. Miami	97	1375	665	3757	.189
3. Duke	105	1623	697	4667	.198
4. North Carolina	122	1960	860	5531	.199
5. Virginia	112	1720	788	4683	.199
6. Maryland	126	1978	872	5432	.204
7. Virginia Tech	110	1625	709	4433	.207
8. Georgia Tech	114	1720	720	4831	.207
9. Clemson	123	1915	819	5281	.208
10. NC State	111	1713	786	4390	.211
11. Wake Forest	111	1768	732	4616	.224

ASSISTS

Team	G	No.	Per Game
1. Georgia Tech	114	1977	17.34
2. Duke	105	1607	15.30
3. Miami	97	1475	15.21
4. Clemson	123	1857	15.10
5. Virginia	112	1632	14.57
6. North Carolina	122	1759	14.42
7. Florida State	109	1571	14.41
8. Maryland	126	1810	14.37
9. Wake Forest	111	1525	13.74
10. Virginia Tech	110	1481	13.46
11. NC State	111	1312	11.82

KILLS

Team	G	No.	Per Game
1. Georgia Tech	114	2125	18.64
2. Duke	105	1744	16.61
3. Clemson	123	1978	16.08
4. Miami	97	1559	16.07
5. North Carolina	122	1929	15.81
6. Florida State	109	1714	15.72
7. Virginia	112	1754	15.66
8. Wake Forest	111	1709	15.40
9. Maryland	126	1935	15.36
10. Virginia Tech	110	1615	14.68
11. NC State	111	1447	13.04

BLOCKS

Team	G	Solo	Asst	Total	Per Game
1. Maryland	126	82	630	397.0	3.15
2. NC State	111	95	468	329.0	2.96
3. Florida State	109	86	439	305.5	2.80
4. Miami	97	55	413	261.5	2.70
5. Georgia Tech	114	83	441	303.5	2.66
6. Wake Forest	111	79	414	286.0	2.58
7. North Carolina	122	67	492	313.0	2.57
8. Virginia	112	69	436	287.0	2.56
9. Clemson	123	87	440	307.0	2.50
10. Duke	105	44	393	240.5	2.29
11. Virginia Tech	110	44	302	195.0	1.77

SERVICE ACES

Team	G	No.	Per Game
1. Duke	105	182	1.73
2. Virginia	112	192	1.71
3. Clemson	123	198	1.61
4. Miami	97	146	1.51
5. Florida State	109	167	1.50
6. NC State	111	158	1.42
7. North Carolina	122	163	1.34
8. Georgia Tech	114	150	1.32
9. Wake Forest	111	135	1.22
10. Virginia Tech	110	131	1.19
11. Maryland	126	129	1.02

DIGS

Team	G	No.	Per Game
1. Duke	105	2082	19.83
2. North Carolina	122	2261	18.53
3. Georgia Tech	114	2074	18.19
4. Clemson	123	2172	17.66
5. Maryland	126	2131	16.91
6. Virginia	112	1866	16.66
7. Virginia Tech	110	1809	16.45
8. Wake Forest	111	1800	16.22
9. Florida State	109	1663	15.26
10. Miami	97	1471	15.16
11. NC State	111	1551	13.97

INDIVIDUAL STATS:

HITTING PERCENTAGE

(Minimum 200/3.0 attacks per game)

Player	Team	Cl	G	Kills	Errs	Total	Pct
1. Jayme Gergen	GT	SR	114	364	70	749	.393
2. Amanda Santos	FS	SR	109	320	87	639	.365
3. Lori Ashton	CU	SR	123	490	127	1001	.363
4. Carrie DeMange	DU	FR	101	414	124	859	.338
5. Rachel Wagener	MD	JR	126	335	109	691	.327
6. Morgan Havig	WF	SR	107	223	63	497	.322
7. Aisha Carr	FS	SR	104	267	95	540	.319
8. Valeria Tipiana	UM	SR	95	422	134	906	.318
9. Lynnette Moster	GT	SR	111	585	162	1350	.313
10. Katie Esbrook	VT	SO	110	364	125	774	.309

KILLS (Minimum 2.00 per game)

Player	Team	Cl	G	No.	Per Game
1. Leslie Finn	CU	SR	122	684	5.61
2. Lynnette Moster	GT	SR	111	585	5.27
3. Sarah Kirkwood	VA	FR	112	554	4.95
4. Lauren Sauer	GT	SR	109	506	4.64
5. Valeria Tipiana	UM	SR	95	422	4.44
6. Molly Pyles	NC	SR	121	507	4.19
7. Dani Nyenhuis	NC	JR	116	476	4.10
8. Carrie DeMange	DU	FR	101	414	4.10
9. Annie Spicer	VT	SR	110	444	4.04
10. Lori Ashton	CU	SR	123	490	3.98

ASSISTS (Minimum 5.00 per game)

Player	Team	Cl	G	No.	Per Game
1. Lindsey Laband	GT	JR	108	1663	15.40
2. Jill Robinson	UM	SO	93	1244	13.38
3. Ali Hausfeld	DU	FR	105	1399	13.32
4. Emily Kirkwood	VA	SO	112	1465	13.08
5. Jessica Skower	FS	SO	106	1348	12.72
6. McKenzie Byrd	NC	JR	114	1419	12.45
7. Aimee Huddleston	MD	SR	126	1544	12.25
8. Melissa Markowski	VT	JR	110	1314	11.95
9. Erin Borhart	WF	JR	106	1182	11.15
10. Lauren Markowski	ST	FR	93	942	10.13

SERVICE ACES (Minimum 0.10 per game)

Player	Team	Cl	G	No.	Per Game
1. Valeria Tipiana	UM	SR	95	48	0.51
2. Tealle Hunkus	DU	SO	102	47	0.46
3. Lynnette Moster	GT	SR	111	51	0.46
4. Leslie Mansfield	CU	FR	96	44	0.46
5. Emily Kirkwood	VA	SO	112	49	0.44
6. Sarah Kirkwood	VA	FR	112	40	0.36
7. Stephanie Istvan	DU	SR	105	37	0.35
8. Kristen Rust	FS	JR	102	34	0.33
9. Sue Eckman	CU	FR	113	37	0.33
10. Leslie Finn	CU	SR	122	39	0.32

BLOCKS (Minimum 1.00 per game)

Player	Team	Cl	G	Solo	Asst	Total	Per Game
1. Stefani Eddins	ST	JR	111	30	143	173.0	1.56
2. Stephanie Smith	MD	JR	126	26	158	184.0	1.46
3. Ciara Michel	UM	FR	91	23	109	132.0	1.45
4. Rachel Wagener	MD	JR	126	19	152	171.0	1.36
5. Amanda Santos	FS	SR	109	30	117	147.0	1.35
6. Alexis Geocariz	VA	SR	110	22	125	147.0	1.34
7. Jayme Gergen	GT	SR	114	14	134	148.0	1.30
8. Morgan Havig	WF	SR	107	24	106	130.0	1.21
9. Katie Wright	NC	SR	117	32	103	135.0	1.15
10. Lori Ashton	CU	SR	123	30	110	140.0	1.14

DIGS (Minimum 1.00 per game)

Player	Team	Cl	G	No.	Per Game
1. Stephanie Istvan	DU	SR	105	629	5.99
2. Melissa Caldwell	VA	FR	112	611	5.46
3. Anna Vallineh	CU	SO	123	620	5.04
4. Caroline deRoock	NC	SR	120	579	4.82
5. Marisa Aston	GT	SR	114	522	4.58
6. Jamie Grass	UM	SR	97	434	4.47
7. Amanda Cloyd	VT	FR	110	478	4.35
8. Molly Pyles	NC	SR	121	483	3.99
9. Valerie Rydberg	WF	JR	87	322	3.70
10. Lynnette Moster	GT	SR	111	409	3.68

