




2008 REVIEW

TEAM RECORD	W-L
Overall:.....	21-9
Conference:.....	13-7
Home:.....	11-5
Away:.....	8-4
Neutral:.....	2-0
3 sets:.....	3-3
4 sets:.....	5-2
5 sets:.....	3-4

ATTENDANCE.....	DATES	TOTAL.....	AVERAGE
Total:.....	30.....	15,760	525
Home:.....	16.....	8,194	512
Away:.....	12.....	7,413	618
Neutral:.....	2.....	153.....	77



Rachael Morgan

UNDER NEW MANAGEMENT

FSU announced the hiring of Chris Poole as head volleyball coach on June 10, 2008. Poole came to FSU after 14 seasons as the head coach at Arkansas, where he built a nationally-prominent program from the ground up, leading the Lady Razorbacks to 11 SEC Western Division titles and 11 postseason appearances.

MOON AND RICHARDSON EARN ALL-ACC HONORS

Senior Ashlee Moon and sophomore Lauren Richardson picked up All-Atlantic Coast Conference Volleyball Second Team honors. Moon led the ACC for most of the season in digs per set and closed out her Seminole career ranked second in the league averaging 4.86 digs per set and totaling 471 digs on the season as the libero.

Leading the squad with 321 kills in her second season, Richardson also topped the Seminoles with 14 double-doubles, 18 solo blocks and 384.5 points. The Ocala, Fla. native also ranked second with 290 digs and tied Moon with 24 service aces. In ACC action, Richardson finished the year ranked ninth in the conference with a 3.14 kills-per-set average. It was the first All-ACC selections for both players.

PRICE EARNS ALL-EAST REGION HONORABLE MENTION HONORS

Junior Jordana Price became the first Seminole to earn an AVCA All-East Region honorable mention nod since the 2006 season when Makini Thompson made the All-Region Team. The middle blocker led FSU in blocking with 113 total blocks on the season, 98 of which were block assists and 15 solo. She also finished the year sixth in the ACC with 1.09 blocks per set.

FIVE SEMINOLES NAMED TO ALL-ACC ACADEMIC VOLLEYBALL TEAM

Florida State had more selections than any other team in the ACC as senior libero Ashlee Moon, juniors Brianna Barry and Jordana Price and sophomores Lauren Richardson and Jenna Romanelli were named to the All-ACC Academic Volleyball Team. To be eligible for consideration, a student-athlete must have earned a 3.00 grade point average for the previous semester and maintained a 3.00 cumulative average during her academic career.

TWO SEMINOLES NAMED TO ACADEMIC ALL-DISTRICT TEAM


For the first time since 2006, Florida State volleyball earned two CoSIDA/ESPN the Magazine Academic All-District Team accolades. Junior Brianna Barry and sophomore Taylor Wilson were each honored for the first time in their Seminole careers. Barry earned second team honors with a cumulative GPA of 3.46 and Wilson was named to the third team after maintaining a 3.97 cumulative GPA. In total, 10 Atlantic Coast Conference volleyball student-athletes made the grade this season.

ACC WEEKLY HONORS

Two Florida State volleyball players earned weekly conference honor as junior Brianna Barry picked up the first ACC Player of the Week on September 15 and was followed by sophomore Stephanie Neville on October 27.

Barry shared the award with Kelsey Jones of Wake Forest after leading the Seminoles to a tournament crown at the Raider Challenge in Dayton, Ohio. The middle blocker notched a team-high 33 kills total and .485 attacking percentage over the three-day event and was named the tournament MVP.

Neville picked up her first weekly conference award after solid performances in the three-set sweeps over



Taylor Wilson

2008 REVIEW

Virginia and Virginia Tech on the road. The outside hitter recorded 33 total kills, seven digs and three blocks over the weekend.

MOON LEAVES MARK ON RECORD BOOK

Ashlee Moon had a breakout season as a senior and libero for the Seminoles in 2008. Her 471 total digs in 2008 ranks third in the FSU single-season top-10 and she closed out her career at Florida State ranked second in the Atlantic Coast Conference with a 4.86 digs-per-set average.

SEEING DOUBLE

The 2008 Seminoles racked up more double-doubles than any FSU squad in the past six seasons with a whopping total of 23. Leading the way was sophomore Lauren Richardson with 13 double-doubles for kills and digs, including 22 kills and 14 digs against North Carolina and 22 kills and 13 digs in the 3-2 win over Clemson on Nov. 14. Setter Nikki Baker recorded nine while middle blocker Jordana Price rounded out the double-doubles with one.

The last time Florida State had that many double-doubles in a season was the 21 total and one triple-double courtesy of Cassie McLaughlin in 2003.

FSU'S RECORD WHEN...

Home	11-5
Away	8-4
Neutral	2-0
Conference	13-7
Overall	21-9
Three-set matches	13-3
Four-set matches	5-2
Five-set matches	3-4
Won first set	16-4
Lost first set	5-5
Won second set	17-1
Lost second set	4-8
Won first two sets	14-0
Lost first two sets	2-3
Against top-5 teams	0-0
Against top-10 teams	0-1
Against top-25 teams	0-1
Against unranked teams	21-7
Televised matches	1-4
Leading in kills	20-2
Trailing in kills	1-7
Tied in kills	0-0
Leading in blocks	16-2
Trailing in blocks	4-7
Tied in blocks	1-0
Leading in digs	18-1
Trailing in digs	2-7
Tied in digs	1-1
Leading in service aces	13-3
Trailing in service aces	5-4
Tied in service aces	3-1
Leading in hitting %	20-0
Trailing in hitting %	1-9
Tied in hitting percentage	0-0
Florida State's hitting %:	
.400 and higher	2-0
.300 to .399	5-0
.200 to .299	11-4
.100 to .199	3-3
.000 to .099	0-2
Opponents' hitting %:	
.400 and higher	0-0
.300 to .399	0-2
.200 to .299	3-6
.100 to .199	10-1
.000 to .099	8-0
On Monday	0-1
On Tuesday	0-0
On Wednesday	0-1
On Thursday	2-1
On Friday	9-4
On Saturday	7-1
On Sunday	3-1
In August	3-0
In September	6-4
In October	6-3
In November	6-2

TEAM MATCH HIGHS

Attack %	486	vs. Florida A&M (Aug. 29)
Kills (total)	70	vs. North Carolina (Oct. 17)
Kills (3 sets)	47	at Virginia Tech (Oct. 24)
.....	at North Carolina (Nov. 21)
Kills (4 sets)	60	vs. NC State (Oct. 18)
Kills (5 sets)	70	vs. North Carolina (Oct. 17)
Att. (total)	207	vs. North Carolina (Oct. 17)
Att. (3 sets)	127	at Virginia Tech (Oct. 24)
Att. (4 sets)	160	vs. Maryland (Oct. 10)
Att. (5 sets)	207	vs. North Carolina (Oct. 17)
Assists (total)	63	vs. North Carolina (Oct. 17)
.....	63	vs. Georgia Tech (Nov. 16)
Assists (3 sets)	45	at Maryland (Nov. 8)
Assists (4 sets)	63	vs. Georgia Tech (Nov. 16)
Assists (5 sets)	63	vs. Georgia Tech (Nov. 17)
Digs (total)	93	vs. North Carolina (Oct. 17)
Digs (3 sets)	63	at Maryland (Nov. 8)
Digs (4 sets)	80	vs. Maryland (Oct. 10)
Digs (5 sets)	93	vs. North Carolina (Oct. 17)
Service Aces	12	vs. Florida A&M (Aug. 29)
Blocks (total)	17.5	at Wake Forest (Sept. 25)

INDIVIDUAL MATCH HIGHS

Attack %	594	Brianna Barry at Wright State (Sept. 13)
Kills (total)	22	Lauren Richardson vs. Clemson (Nov. 14)
Kills (3 sets)	15	Lauren Richardson at UNC (Nov. 21)
Kills (4 sets)	17	Jordana Price at Miami (Sept. 19)
Kills (5 sets)	22	Lauren Richardson vs. Clemson (Nov. 14)
Att. (total)	53	Lauren Richardson vs. UNC (Oct. 17)
Att. (3 sets)	44	Lauren Richardson at UNC (Nov. 21)
Att. (4 sets)	46	Lauren Richardson at Duke (Sept. 26)
Att. (5 sets)	53	Lauren Richardson vs. UNC (Oct. 17)
Points (total)	26.5	Lauren Richardson vs. Clemson (Nov. 14)
Points (3 sets)	16.5	Lauren Richardson at UNC (Nov. 21)
Points (4 sets)	20.5	Jordana Price at Miami (Sept. 19)
Points (5 sets)	26.5	Lauren Richardson vs. Clemson (Nov. 14)
Assists (total)	58	Nikki Baker vs. Georgia Tech (Nov. 16)
Assists (3 sets)	42	Nikki Baker at Maryland (Nov. 8)
Assists (4 sets)	58	Nikki Baker vs. Georgia Tech (Nov. 16)
Assists (5 sets)	57	Nikki Baker vs. UNC (Oct. 17)
Digs (total)	35	Ashlee Moon vs. UNC (Oct. 17)
Digs (3 sets)	21	Ashlee Moon at Virginia (Oct. 25)
Digs (4 sets)	29	Ashlee Moon at Miami (Sept. 19)
Digs (5 sets)	35	Ashlee Moon vs. UNC (Oct. 17)
Service Aces	5	Ashlee Moon vs. Maryland (Oct. 10)
Blocks (total)	11	Jordana Price at Wake Forest (Sept. 25)
Blocks (solo)	4	Lauren Richardson vs. Morehead State (Sept. 13)
Blocks (assist)	11	Jordana Price at Wake Forest (Sept. 25)

2008 DOUBLE-DOUBLES

Nikki Baker vs. Stetson (Aug. 30)	34 assists, 10 digs
Nikki Baker vs. Long Beach State (Sept. 4)	48 assists, 10 digs
Lauren Richardson vs. Long Beach State (Sept. 4)	10 kills, 11 digs
Lauren Richardson vs. Niagra (Sept. 12)	11 kills, 10 digs
Lauren Richardson at Wright State (Sept. 13)	16 kills, 10 digs
Lauren Richardson vs. Wake Forest (Sept. 25)	14 kills, 14 digs
Nikki Baker at Duke (Sept. 26)	41 assists, 13 digs
Nikki Baker vs. UNC (Oct. 10)	47 assists, 13 digs
Lauren Richardson vs. Maryland (Oct. 10)	13 kills, 17 digs
Lauren Richardson vs. UNC (Oct. 17)	22 kills, 14 digs
Nikki Baker vs. UNC (Oct. 17)	57 assists, 10 digs
Nikki Baker vs. NC State (Oct. 18)	45 assists, 12 digs

Lauren Richardson vs. NC State (Oct. 18)	16 kills, 10 digs
Jordana Price at Wake Forest (Oct. 25)	12 kills, 11 blocks
Lauren Richardson vs. Wake Forest (Oct. 31)	10 kills, 14 digs
Lauren Richardson vs. Duke (Nov. 2)	10 kills, 17 digs
Nikki Baker at Boston College (Nov. 7)	39 assists, 14 digs
Nikki Baker at Maryland (Nov. 8)	42 assists, 10 digs
Layren Richardson at Maryland (Nov. 8)	12 kills, 12 digs
Lauren Richardson vs. Clemson (Nov. 14)	22 kills, 13 digs
Nikki Baker vs. Clemson (Nov. 14)	50 assists, 10 digs
Lauren Richardson vs. Georgia Tech (Nov. 16)	17 kills, 15 digs
Lauren Richardson at North Carolina (Nov. 16)	15 kills, 10 digs



2008 MATCH-BY-MATCH RESULTS

Date	Opponent		Score	Score-by-set	Overall	Conf	Time	Att.
1 Aug 29	FLORIDA A&M	W	3-0	25-13,25-15,25-16	1-0	0-0	1:15	462
1 Aug 30	BOWLING GREEN	W	3-1	18-25,25-23,25-13,25-22	2-0	0-0	1:50	347
1 Aug 30	STETSON	W	3-0	25-2,26-24,25-12	3-0	0-0	1:10	347
Sep 04	#23 LONG BEACH STATE	L	2-3	25-21,26-28,19-25,25-16,7-15	3-1	0-0	2:10	595
2 Sep 05	NORTH FLORIDA	W	3-0	25-15,28-26,25-14	4-1	0-0	1:20	299
2 Sep 07	SOUTH DAKOTA STATE	W	3-0	25-19,25-23,25-17	5-1	0-0	1:25	337
Sep 08	#8 FLORIDA	L	0-3	22-25,24-26,24-26	5-2	0-0	1:40	1018
3 Sep 12	vs Niagara	W	3-0	25-21,25-22,25-23	6-2	0-0	1:15	136
3 Sep 13	vs Morehead State	W	3-0	25-17,25-20,25-10	7-2	0-0	1:25	170
3 Sep 13	at Wright State	W	3-2	24-26,22-25,25-17,25-15,15-10	8-2	0-0	2:05	196
* Sep 19	at Miami	L	1-3	25-23,19-25,22-25,29-31	8-3	0-1	2:03	834
* Sep 25	at Wake Forest	W	3-2	23-25,25-13,23-25,25-16,15-12	9-3	1-1	2:02	253
* Sep 26	at Duke	L	1-3	17-25,17-25,25-21,22-25	9-4	1-2	1:46	418
* Oct 03	at Georgia Tech	L	0-3	21-25,16-25,17-25	9-5	1-3	1:15	1857
* Oct 04	at Clemson	L	0-3	12-25,17-25,14-25	9-6	1-4	1:04	785
* Oct 10	MARYLAND	W	3-1	25-20,22-25,25-21,25-18	10-6	2-4	2:00	513
* Oct 12	BOSTON COLLEGE	W	3-0	25-14,25-18,25-15	11-6	3-4	1:11	393
* Oct 17	NORTH CAROLINA	L	2-3	21-25,25-18,25-21,23-25,11-15	11-7	3-5	2:27	579
* Oct 18	NC STATE	W	3-1	25-20,25-9,23-25,25-14	12-7	4-5	1:50	443
* Oct 24	at Virginia Tech	W	3-0	25-23,25-22,25-23	13-7	5-5	1:34	707
* Oct 25	at Virginia	W	3-0	25-22,25-23,26-24	14-7	6-5	1:30	467
* Oct 31	WAKE FOREST	W	3-0	25-17,25-20,25-19	15-7	7-5	1:23	643
* Nov 02	DUKE	L	2-3	25-22,17-25,25-20,21-25,10-15	15-8	7-6	2:15	492
* Nov 07	at Boston College	W	3-1	25-11,17-25,25-18,25-20	16-8	8-6	1:36	142
* Nov 08	at Maryland	W	3-0	25-20,25-15,25-16	17-8	9-6	1:35	418
* Nov 14	CLEMSON	W	3-2	22-25,18-25,25-16,25-23,15-12	18-8	10-6	2:10	610
* Nov 16	GEORGIA TECH	W	3-1	22-25,25-18,26-24,25-19	19-8	11-6	1:48	402
* Nov 20	at NC State	W	3-0	25-18,25-19,25-18	20-8	12-6	1:07	469
* Nov 21	at North Carolina	W	3-0	25-17,25-20,25-21	21-8	13-6	1:17	867
* Nov 26	MIAMI	L	2-3	25-22,21-25,25-18,13-25,11-15	21-9	13-7	2:07	714

- 1 - Florida State Invitational (Tallahassee, Fla.)
 2 - Seminole Tri-Tournament (Tallahassee, Fla.)
 3 - Raider Challenge (Dayton, Ohio)
 * - ACC

Team Record	W-L-T	Attend	Dates	Total	Avg.
Overall:	21-9	Total:	30	15913	530
Conference:	13-7	Home:	16	8194	512
Home:	11-5	Away:	12	7413	618
Away:	8-4	Neutral:	2	306	153
Neutral:	2-0				
3 sets:	13-3				
4 sets:	5-2				
5 sets:	3-4				



2008 TOURNAMENT HONORS

FSU INVITATIONAL
 ALL-TOURNAMENT TEAM
 Jordana Price - MVP
 Brianna Barry
 Stephanie Neville


SEMINOLE TRI-TOURNEY
 ALL-TOURNAMENT TEAM
 Nikki Baker
 Brianna Barry
 Lauren Richardson

RAIDER CHALLENGE
 ALL-TOURNAMENT TEAM
 Brianna Barry - MVP
 Rachael Morgan
 Jordana Price




2008 MATCH-BY-MATCH LEADERS


Opponent	Kills	Assists	Aces	Digs	Total Blocks	Points
Florida A&M	Barry (10)	Baker (36)	Baker/Neville (3)	Moon (9)	Price (4)	Price (12)
Bowling Green	Barry (15)	Baker (48)	Baker (3)	Moon (14)	Price (5)	Barry (18)
Stetson	Richardson (11)	Baker (34)	Dudley (3)	Baker (10)	Young (6)	Richardson (14)
Long Beach State	Barry (20)	Baker (48)	Moon (4)	Moon (28)	Price (6)	Barry (22)
North Florida	Morgan (8)	Baker (24)	Romanelli (3)	Wilson (9)	Barry/Neville (3)	Morgan (8.5)
S. Dakota State	Barry (9)	Baker (28)	Richardson/Dudley (2)	Moon (13)	Barry (6)	Barry (12.5)
Florida	Barry (13)	Baker (30)	Baker/Wilson/Romanelli (1)	Moon (14)	Price (6)	Barry (15.5)
Niagra	Richardson (11)	Baker (41)	n/a	Romanelli (10)	Niekamp (3)	Richardson (12)
Morehead State	Barry (9)	Baker (28)	Barry/Wilson (1)	Richardson (17)	Richardson (6)	Barry (12.5)
Wright State	Barry (19)	Baker (57)	Wilson/Romanelli (2)	Romanelli (21)	Price (7)	Price (22)
Miami	Price (17)	Baker (44)	Baker (2)	Moon (29)	Barry (6)	Price (20.5)
Wake Forest	Richardson (14)	Baker (49)	Price (2)	Moon (20)	Price (11)	Price (19.5)
Duke	Price (14)	Baker (41)	Moon (2)	Moon (24)	Young (6)	Price (16)
Georgia Tech	Price (8)	Baker (29)	n/a	Moon (15)	Baker (3)	Price (9)
Clemson	Neville (7)	Baker (23)	Neville/Romanelli (1)	Moon (11)	Baker/Price/Niekamp (1)	Neville (8)
Maryland	Barry/Richardson (13)	Baker (47)	Moon (5)	Moon (25)	Barry (6)	Barry (19)
Boston College	Barry (11)	Baker (26)	Richardson (3)	Richardson (10)	Price (3)	Barry (12)
North Carolina	Richardson (22)	Baker (57)	Wilson/Moon (2)	Moon (35)	Baker/Price (4)	Richardson (24)
NC State	Richardson (16)	Baker (45)	Richardson/Wilson (1)	Moon (25)	Price (5)	Richardson (18.5)
Virginia Tech	Neville (12)	Baker (41)	Richardson/Wilson (1)	Moon (15)	Barry (2)	Richardson (12.5)
Virginia	Richardson (14)	Baker (39)	Barry (2)	Moon (21)	Barry/Price (4)	Richardson (14)
Wake Forest	Neville (12)	Baker (31)	Richardson (2)	Romanelli (15)	Barry (3)	Neville (13.5)
Duke	Barry (14)	Baker (51)	Richardson (2)	Moon (19)	Price (5)	Barry/Price (15)
Boston College	Neville (13)	Baker (39)	Four with 2	Baker (14)	Price (7)	Neville/Price (14)
Maryland	Neville (14)	Baker (42)	n/a	Moon (18)	Richardson (3)	Price/Neville (14.5)
Clemson	Richardson (22)	Baker (50)	Richardson (4)	Moon (30)	Morgan/Price (3)	Richardson (26.5)
Georgia Tech	Richardson (17)	Baker (58)	Romanelli (2)	Moon (18)	Price/Young (3)	Richardson (19.5)
NC State	Barry (11)	Baker (33)	Baker (4)	Moon (11)	Neville (4)	Barry (12.5)
North Carolina	Richardson (15)	Baker (38)	Barry (3)	Moon (14)	Barry (5)	Richardson (16.5)
Miami	Morgan (13)	Baker (52)	Baker (2)	Moon (21)	Barry/Neville (3)	Neville (14)



Brianna Barry



Lauren Richardson



Stephanie Neville

2008 SEASON STATISTICS

##	Player	sp	mp-ms	Attack					Set				Serve				
				k	k/s	e	ta	pct	a	a/s	ta	pct	sa	sa/s	se	ta	pct
5	Brianna Barry	87	26-26	246	2.83	65	518	.349	6	0.07	43	.140	11	0.13	13	241	.946
23	Lauren Young	45	20-5	73	1.62	20	157	.338	1	0.02	7	.143	0	0.00	0	1	1.00
12	Jordana Price	104	29-29	282	2.71	88	645	.301	8	0.08	46	.174	5	0.05	13	125	.896
6	Stephanie Neville	107	30-29	271	2.53	94	659	.269	28	0.26	146	.192	5	0.05	7	68	.897
3	Lauren Richardson	107	29-29	321	3.00	135	958	.194	24	0.22	113	.212	24	0.22	14	373	.962
1	Rachael Morgan	97	28-26	168	1.73	71	542	.179	7	0.07	46	.152	3	0.03	8	46	.826
8	Nikki Baker	111	30-30	43	0.39	26	171	.099	1209	10.8	3022	.400	22	0.20	35	416	.916
15	Abby Niekamp	37	18-6	48	1.30	35	164	.079	4	0.11	18	.222	0	0.00	1	10	.900
4	Taylor Wilson	107	30-0	4	0.04	3	15	.067	22	0.21	131	.168	17	0.16	9	399	.977
7	Ashlee Moon	97	27-0	3	0.03	3	15	.000	24	0.25	146	.164	24	0.25	30	353	.915
2	Drew Dudley	26	14-0	0	0.00	0	0	.000	4	0.15	15	.267	5	0.19	3	64	.953
10	Jenna Romanelli	111	30-0	1	0.01	1	4	.000	11	0.10	81	.136	25	0.23	46	421	.891
FLORIDA STATE		111	30-30	1460	13.1	542	3849	.239	1348	12.1	3819	.353	141	1.27	180	2518	.929
Opponents		111	30-30	1326	11.9	642	3903	.175	1226	11.0	3993	.307	109	0.98	195	2251	.913

##	Player	sp	Recept			Dig		Blocking					Points			
			re	ta	pct	dig	dig/s	bs	ba	total	blk/s	be	bhe	pts	pts/s	
5	Brianna Barry	87	2	20	.900	65	0.75	17	62	79	0.91	22	0	305.0	3.51	
23	Lauren Young	45	0	0	.000	6	0.13	6	18	24	0.53	5	0	88.0	1.96	
12	Jordana Price	104	0	8	1.000	32	0.31	15	98	113	1.09	12	2	351.0	3.38	
6	Stephanie Neville	107	5	12	.583	63	0.59	3	53	56	0.52	3	6	305.5	2.86	
3	Lauren Richardson	107	30	673	.955	290	2.71	18	43	61	0.57	6	1	384.5	3.59	
1	Rachael Morgan	97	5	42	.881	76	0.78	6	28	34	0.35	4	1	191.0	1.97	
8	Nikki Baker	111	0	3	1.000	214	1.93	1	59	60	0.54	14	17	95.5	0.86	
15	Abby Niekamp	37	0	15	1.000	14	0.38	3	15	18	0.49	1	0	58.5	1.58	
4	Taylor Wilson	107	13	277	.953	153	1.43	0	0	0	0.00	0	5	21.0	0.20	
10	Jenna Romanelli	111	15	388	.961	272	2.45	0	0	0	0.00	0	0	26.0	0.23	
7	Ashlee Moon	97	25	566	.956	471	4.86	0	0	0	0.00	0	0	27.0	0.28	
2	Drew Dudley	26	4	39	.897	25	0.96	0	0	0	0.00	0	0	5.0	0.19	
-	TEAM	-	10	-	-	-	-	-	-	-	-	-	-	-	-	-
FLORIDA STATE.....		111	109	2056	.947	1681	15.14	69	376	257.0	2.32	68	32	1858.0	16.74	
Opponents.....		111	141	2335	.940	1596	14.38	51	303	202.5	1.82	47	50	1637.5	14.75	



2008 ACC REVIEW

2008 ATLANTIC COAST CONFERENCE VOLLEYBALL - INDIVIDUAL LEADERS

(Players listed below met or exceeded the minimums and played in at least 66.70 percent of their team's games.)

Hitting Percentage table with columns: Player, Cl, S, K, E, TA, Pct.

Kills table with columns: Player, Cl, S, No., Avg/S

Assists table with columns: Player, Cl, S, No., Avg/S

Service Aces table with columns: Player, Cl, S, No., Avg/S

Blocks table with columns: Player, Cl, S, BS, BA, Total, Avg/S

Digs table with columns: Player, Cl, S, No., Avg/S

2008 ATLANTIC COAST CONFERENCE VOLLEYBALL - TEAM LEADERS

Hitting Percentage table with columns: Team, S, K, E, TA, Pct.

Opponent Hitting Pct table with columns: Team, S, K, E, TA, Pct.

Assists table with columns: Team, S, No., Avg/S

Kills table with columns: Team, S, No., Avg/S

Blocks table with columns: Team, S, BS, BA, Total, Avg/S

Service Aces table with columns: Team, S, No., Avg/S